



UTSA ROADRUNNERS BASKETBALL

ATHLETICS COMMUNICATIONS CONTACTS: Brent Ingram (brent.ingram@utsa.edu; C: 210-845-8651) or Brady Meister brady.meister@utsa.edu; C: 712-870-3423)

NOVEMBER (5-3)

09	TRINITY [Texas]	W, 97-66
12	at Oklahoma	L, 96-44
15	TEXAS A&M-COMMERCE	L, 65-62
16	DENVER ^	W, 78-64
17	IUPUI ^	W, 60-57
21	TEXAS A&M-COPRUS CHRISTI ^	L, 77-58
24	LAMAR	W, 79-73
29	ST. MARY'S	W, 75-65

DECEMBER (1-3)

02	at Grand Canyon	L, 74-71
11	vs. Sam Houston #	W, 78-73
17	UTRGV	L, 68-50
21	at Illinois State	L, 81-64
22	OUR LADY OF THE LAKE PPD (OLLU COVID)	
30	at Middle Tennessee *	PPD (MT COVID)

JANUARY (2-7)

01	at UAB *	L, 87-59
03	DALLAS CHRISTIAN	W, 101-48
06	SOUTHERN MISS *	L, 74-73
08	LOUISIANA TECH *	L, 79-63
13	at Old Dominion *	L, 83-51
15	at Charlotte *	L, 62-53
20	at UTEP *	L, 69-64
23	UTEP *	L, 59-54
27	FIU *	W, 73-66
29	FLORIDA ATLANTIC *	1 p.m.

FEBRUARY (0-0)

03	at Rice *	7 p.m.
05	at North Texas *	5 p.m.
07	at Middle Tennessee *	6 p.m.
12	WESTERN KENTUCKY *	3 p.m.
17	at Southern Miss *	7 p.m.
19	at Louisiana Tech *	4 p.m.
24	UAB *	7 p.m.

MARCH (0-0)

03	NORTH TEXAS *	7 p.m.
05	RICE *	2 p.m.
09	C-USA First Round !	TBD
10	C-USA Quarterfinals !	TBD
11	C-USA Semifinals !	TBD
12	C-USA Championship !	TBD

Home Game at the Convocation Center

^ - UTSA Multi-Team Event (San Antonio, Texas)

* - Conference USA Game

! - Conference USA Championship (Frisco, Texas)

All times CENTRAL

Dates and times subject to change



UTSA ROADRUNNERS

(8-13, 1-7 C-USA)



FLORIDA ATLANTIC OWLS

(11-9, 4-3 C-USA)

3 p.m. • Jan. 29

Convocation Center • San Antonio

HEADLINES AND STORYLINES

- The Roadrunners are in the midst of a three-game homestand.
- UTSA returned guards Dhieu Deing and Jordan Ivy-Curry in the Thursday night win over FIU. Deing had 19 points - including 15 in the second half - and Ivy-Curry had 17 points.
- UTSA is led in scoring by sophomore Jordan Ivy-Curry, a 2020-21 C-USA All-Freshman Team selection, and junior center Jacob Germany.
- The Roadrunners welcome the addition of senior guard Darius McNeill for the 2021-22 season. McNeill, a former four-star recruit out of Houston, started his career with 58 starts over two years at Cal, where he broke the record for freshman 3-pointers made, before playing last year at SMU.
- UTSA is in the midst of an exciting time on campus as the move to The American Conference was announced in the fall of 2021. UTSA has been a member of Conference USA since 2014 after a season in the Western Athletic Conference following a long history in the Southland.
- The Roadrunners must replace the two top scorers in program history in 2021-22, in guards Jhivvan Jackson and Keaton Wallace. The pair rank 1-2 in the UTSA record books in career scoring, with Jackson totaling the 52nd most points in college basketball history and Wallace chipping in 2,080 points, the 458th most in NCAA annals.
- UTSA finished the 2020-21 season winners of 10 of its final 13 games.
- UTSA is under the direction of sixth-year head coach Steve Henson, a member of the Kansas State Athletics Hall of Fame and the 2017-18 C-USA Coach of the Year. Henson played seven seasons in the NBA and is one of 24 current head coaches in the NCAA who played in the NBA.

SETTING THE SCENE

Live video ESPN+
Lincoln Rose (play-by-play)
LaDarrin McLane (analyst)

Radio Ticket 760 AM
Andy Everett (play-by-play)
Tim Carter (analyst)
Pregame show starts 30 minutes before tipoff

Series vs. FAU: FAU leads, 7-6
Last Meeting: UTSA 86, FAU 75
Feb. 13, 2021 (San Antonio)

UTSA HEAD COACH

STEVE HENSON

(Kansas State, 1990)

Career Record: 87-92 (6th year)

UTSA Record: same
vs. FAU: 4-7

FAU HEAD COACH

DUSTY MAY

(Indiana, 2000)

Career Record: 57-50 (4th year)

FAU Record: same
vs. UTSA: 2-3

WE ARE UTSA

When referencing University of Texas at San Antonio Athletics, PLEASE USE THE ACRONYM **UTSA** AND THE NICKNAME **ROADRUNNERS**. Please refrain from using UT-San Antonio, Texas-San Antonio, UT-SA, or any other variation.



UTSA ROADRUNNERS AT A GLANCE

Last Game	Starters	Pos.	Ht.	Wt.	Cl.-Exp.	Hometown	G-GS	PPG	RPG	Other
1	Darius McNeill	G	6-3	185	Sr.-TR	Houston, Texas	18-11	6.5	2.3	19.5 ppg last week
10	Erik Czumbel	G	6-3	200	Jr.-2L	Verona, Italy	21-5	2.9	2.3	5 assts. Thurs.
12	Phoenix Ford	F	6-8	225	R-Sr.-2L	St. Petersburg, Fla.	18-2	2.8	3.2	26 off. boards
21	Jordan Ivy-Curry	G	6-2	180	So.-1L	La Marque, Texas	15-15	15.3	2.7	17 pts Thurs.
24	Jacob Germany	C	6-11	235	Jr.-2L	Kingston, Okla.	21-21	14.1	6.8	23 pts, 11 reb. Thurs.

Key Reserves	Pos.	Ht.	Wt.	Cl.-Exp.	Hometown	G-GS	PPG	RPG	Other	
4	Josh Farmer	F	6-9	195	Fr.-HS	Houston, Texas	14-0	2.8	2.8	11.1 mpg
11	Lachlan Bofinger	F	6-6	220	So.-1L	Sydney, Australia	21-5	2.9	4.2	8 reb. in 11 min Thurs.
20	Lamin Sabally	G	6-7	195	Fr.-HS	Berlin, Germany	17-10	3.1	2.9	14.2 mpg
22	Christian Tucker	G	6-3	170	Fr.-HS	Chandler, Ariz.	17-5	4.2	1.9	17.1 mpg
32	Isaiah Addo-Ankrah	G	6-6	200	So.-1L	Houston, Texas	11-0	2.1	1.3	6 made 3's

THE UTSA BASKETBALL SHOW

SELECTED DATES

Hosted by Andy Everett, **The UTSA Basketball Show Show** airs on select days during the Conference USA season. Fans can join the show live at the SandBox, at the corner of Babcock and UTSA Blvd. via a live stream on the UTSA Athletics Facebook page, or tune in to The Ticket 760 and Ticket760.com and everywhere fans want to listen via the free all-in-one iHeartRadio app.

Jan. 31 Feb. 14 Feb. 28
Feb. 8 Feb. 21 March 7






32

Isaiah Addo-Ankrah
G, 6-6, 200, So.
Houston, Texas



2

Aleu Aleu
G/F, 6-8, 180, Jr.
Austin, Texas



0

Cedrick Alley Jr.
F, 6-6, 230, Sr.
Houston, Texas



11

Lachlan Bofinger
F, 6-6, 220, So.
Sydney, Australia



10

Erik Czumbel
G, 6-3, 200, Jr.
Verona, Italy



3

Dhieu Deing
G, 6-5, 175, Jr.
High Point, N.C.



4

Josh Farmer
F, 6-9, 195, Fr.
Houston, Texas



12

Phoenix Ford
F, 6-8, 225, R-Sr.
St. Petersburg, Fla.



24

Jacob Germany
C, 6-11, 235, Jr.
Kingston, Okla.



21

Jordan Ivy-Curry
C, 6-2, 175, So.
La Marque, Texas



13

Artan Jabbar
G, 5-11, 185, Jr.
Fort Worth, Texas



5

Azavier Johnson
G, 6-5, 205, Fr.
Las Vegas, Nev.



1

Darius McNeill
G, 6-3, 185, Sr.
Houston, Texas




25

Adrian Rodriguez
F, 6-7, 245, R-Sr.
Tulsa, Okla.



20

Lamin Sabally
G, 6-7, 195, Fr.
Berlin, Germany



22

Christian Tucker
G, 6-3, 170, Fr.
Chandler, Ariz.



HC

Steve Henson
Head Coach
Sixth Year



AHC

Mike Peck
Associate Head Coach
Sixth Year



AC

Scott Thompson
Assistant Coach
Sixth Year



AC

Adam Hood
Assistant Coach
Sixth Year



DBO

Jeff Luster
Director of Operations
Seventh Year



GA

Joseph Klein
Graduate Assistant Manager
First Year



SC

Christian Wood
Director of Basketball Performance
Third Year



AT

Josh Modica
Athletics Trainer
Ninth Year



VC

Weston Kartes
Video Coordinator
First Year



(AS OF JAN. 27)

Western Division

Rk.	Institution	C-USA	Overall
1.	UAB	7-1	17-4
2.	Louisiana Tech	7-1	16-4
3.	North Texas	7-1	14-4
4.	UTEP	5-3	12-8
5.	Rice	4-4	11-8
6.	Southern Miss	1-5	6-13
7.	UTSA	1-7	8-13

Eastern Division (as of 1/24)

Rk.	Institution	C-USA	Overall
1.	Middle Tenn.	4-2	13-6
2.	Charlotte	3-2	10-7
3.	Florida Atlantic	4-3	11-9
4.	Old Dominion	2-3	7-11
5.	FIU	2-5	12-8
	WKU	2-5	10-10
7.	Marshall	0-5	7-13



UTSA QUICK FACTS

GENERAL INFORMATION

Name of Institution: The University of Texas at San Antonio
Location: San Antonio, Texas
Founded: 1969
Enrollment: 34,742
Nickname: Roadrunners
School Colors: Navy Blue (PMS 289), Orange (PMS 1665) & White
Arena (Capacity): Convocation Center (2,650)
Year Opened: 1975
Conference: Conference USA
President: Dr. Taylor Eighmy (Tufts, 1980)
Director of Athletics: Dr. Lisa Campos (Colorado State)
Athletic Department Phone: 210.458.4161
Ticket Office Phone: 210.458.UTSA (8872)

TEAM INFORMATION

2020-21 Overall Record: 15-11
Home: 12-2
Away: 2-8
Neutral: 1-1
Conference Record/Finish: 9-7/7th
Lettermen Returning/Lost: 9/5
Starters Returning/Lost: 2/3
Newcomers: 7

HISTORY

First Year of Basketball: 1981-82
All-Time Record: 600-600
All-Time Conference USA Record -- since 2013-14: 51-79
All-Time Conference USA Tournament Record -- since 2013-14: 3-8
Conference Regular Season Championships: 3
 1990-91 (Trans America Athletic Conference) • 1991-92 (Southland Conference) • 2003-04 (Southland)
Conference Tournament Championships: 4
 1988 (Trans America Athletic Conference) • 1999 (Southland Conference) • 2004 (Southland) • 2011 (Southland)
NCAA Tournament Appearances/Record: 4/1-4 (.200)
 1988 • 1999 • 2004 • 2011
Last NCAA Postseason Opponent/Result: 2011

2021-22 UTSA ROADRUNNERS

No.	Name	Pos.	Ht.	Wt.	Yr.-Exp.	Hometown/Previous School
0	Cedrick Alley Jr.	F	6-6	230	R-Sr.-1L	Houston, Texas/Klein Forest HS/Houston
1	Darius McNeill	G	6-3	185	Sr.-TR	Houston, Texas/Westfield HS/Cal/SMU
2	Aleu Aleu	G/F	6-8	180	Jr.-TR	Austin, Texas/Austin HS/Temple CC
3	Dhieu Deing	G	6-5	175	Jr.-TR	High Point, N.C./High Point Central HS/USC Aiken/Dodge City
4	Josh Farmer	F	6-9	195	Fr.-HS	Houston, Texas/Sharpstown HS
5	Azavier Johnson	G	6-5	205	Fr.-HS	Las Vegas, Nev./Faith Lutheran HS
10	Erik Czumbel	G	6-3	200	Jr.-2L	Verona, Italy/Liceo Leonardo da Vinci
11	Lachlan Bofinger	F	6-6	220	So.-1L	Sydney, Australia/Montverde Academy (Fla.)
12	Phoenix Ford	F	6-8	225	R-Sr.-2L	St. Petersburg, Fla./St. Petersburg HS/Richmond/Mississippi Gulf Coast
13	Artan Jabbar	G	5-11	185	Jr.-1L	Fort Worth, Texas/Southwest Christian School/Dallas Baptist
20	Lamin Sabally	G	6-7	195	Fr.-HS	Berlin, Germany/Bella Vista [Ariz.] Prep
21	Jordan Ivy-Curry	G	6-2	175	So.-1L	La Marque, Texas/La Marque HS
22	Christian Tucker	G	6-3	170	Fr.-HS	Chandler, Ariz./Gilbert Perry HS
24	Jacob Germany	C	6-11	235	Jr.-2L	Kingston, Okla./Kingston HS
25	Adrian Rodriguez	F	6-7	245	R-Sr.-3L	Tulsa, Okla./Union HS
32	Isaiah Addo-Ankrah	G	6-6	200	So.-1L	Houston, Texas/Second Baptist HS

Head Coach: Steve Henson (Sixth season • Kansas State, 1990)
Associate Head Coach: Mike Peck (Sixth season • Northwood, 1993)
Assistant Coach: Scott Thompson (Sixth season • Mississippi, 2002)
Assistant Coach: Adam Hood (Sixth season • Air Force, 2008)
Director of Operations: Jeff Luster (Seventh season • Tabor College, 1996)
Athletic Trainer: Josh Modica (Ninth season • Missouri State, 2010)
Director of Basketball Performance: Christian Wood (Third season • Our Lady of the Lake University, 2017)
Video Coordinator: Weston Kartes (First season • Alma College, 2016)
Graduate Assistant Manager: Joseph Klein (First season • Arizona, 2021)

PRONUNCIATION GUIDE

2	Aleu (AHH-ley-you) Aleu (AHH-ley-you)
3	Dhieu (DII) Deing (DING)
4	Artan (ARR-tin) Jabbar (JAH-bar)
5	Azavier (like A-Xavier) Johnson
10	Erik Czumbel (ZUM-bel)
11	Lachlan (LATCH-lan) Bofinger (BOFF-in-JER)
20	Lamin (LAY-men) Sabally (SAH-buh-lee)
32	Isaiah Addo-Ankra (AHH-do AN-krah)

SETTING THE STAGE

- Coming off a 73-66 win over FIU on Thursday night, UTSA men's basketball will return to action on Saturday, playing host to Florida Atlantic at 1 p.m. at the Convocation Center. The game will be broadcast live on ESPN+, with Lincoln Rose (play-by-play) and LaDarrin McLane (analyst) calling the action, and will also be on Ticket 760 AM, with Andy Everett (play-by-play) and Tim Carter (analyst) voicing the game. The game is sponsored by Keller Williams and will serve as Military Appreciation Day at The Convo.
- UTSA (8-13, 1-7 Conference USA) comes into the matchup with FAU fresh off a 73-66 win over FIU on Thursday night that saw Jacob Germany earn his fifth double-double of the year with 23 points and 11 rebounds. Dhieu Deing had 19 points and Jordan Ivy-Curry chipped in 17 points as UTSA held off a second-half charge that saw FIU gain a five-point lead with five minutes left and UTSA score 17 of the final 22 points in the game to secure the win.

LEADING THE RUNNERS

- The Roadrunners have averaged 67 points, 40.6 rebounds, 5.7 steals and 2.8 blocks per game as a team in 2021-22, shooting 38.3 percent from the field and 27.6 percent from range. Opponents are shooting 44.4 percent from the field and 35.4 percent from deep, scoring 70.8 points per game.
- UTSA is led in scoring by junior guard Dhieu Deing at 15.6 points and 5.6 points per game. Sophomore guard Jordan Ivy-Curry averages 15.3 points and 2.7 rebounds per game. Junior center Jacob Germany sports 14.1 points and 6.8 rebounds per game. Senior guard Darius McNeill owns 6.5 points and 2.3 rebounds per game.

SUITS & SNEAKERS FOR COACHES VS. CANCER

- The game will mark the finale of two contests that will serve as UTSA's participation in the Coaches vs. Cancer Suits & Sneakers Week, benefiting the American Cancer Society. Coach Steve Henson and staff will be wearing the Suits & Sneakers polo to raise awareness for the American Cancer Society's fight against cancer. The sneakers have been painted by the families of UTSA's coaching staff, including Coach Mike Peck's son Gavin, Coach Scott Thompson's daughter Brett, Coach Adam Hood's son Dallas, and Henson's grandson West. Visit www.SuitsandSneakers.org for more information.



LAST TIME OUT

UTSA 73, FIU 66 // JAN. 27, 2022 // SAN ANTONIO // CONVOCATION CENTER

Score by Periods	1st	2nd	Total	GAME LEADERS	UTSA	FIU
FIU	22	44	66	Points	Germany - 23	Brewer - 17
UTSA	30	43	73	Rebounds	Germany - 11	2 with 6
				Assists	Czumbel - 5	Lovett - 3

SAN ANTONIO -- Jacob Germany had 23 points and 11 rebounds, Dhieu Deing had 19 and Jordan Ivy-Curry added 17 to lead UTSA men's basketball to a 73-66 comeback win over FIU, on Thursday night at the Convocation Center.

UTSA (8-13, 1-7 Conference USA) saw an eight-point lead at halftime erased late in the second half as FIU (12-8, 2-5 C-USA) made 16 of its first 22 shots to open the final stanza, taking a 61-56 lead with 5:26 left. The Roadrunners then spurred off on a 13-2 run to take a 69-63 lead and closed the game scoring 17 of the final 22 points to secure the win over the Panthers.

The Roadrunners used an early 20-5 run to take a 22-8 lead in the opening minutes of the game and sported a 30-22 lead at halftime, with Germany owning 12 points and Ivy-Curry 10. The Roadrunners shot 36 percent in the first half and held FIU to a 27-percent clip but the Panthers shot 72.7 percent to open the half, making 16 of 22 shots to take a 61-56 lead.

The Roadrunners rallied to score 17 of the final 22 points, including five points from Ivy-Curry and Deing, four from Germany, and a key 3-pointer from Erik Czumbel.

A native of Kingston, Okla., Germany notched his fifth double-double of the year and the 11th of his career, going for 23 points – on 10 of 18 shooting – with 11 rebounds in 35 minutes.

Ivy-Curry, who missed the last four games due to COVID-19 health & safety protocols, had 17 points, including three 3-pointers with three assists and four rebounds.

Deing finished with 19 points and four rebounds with 15 points coming in the second half, his first game for the Roadrunners over the last seven outings. He was 5 of 7 in the second half with two rebounds and three 3-pointers.

SERIES HISTORY, LAST MEETING

- Florida Atlantic (11-9, 4-3 C-USA) enters the game coming off a 70-68 loss at UTEP on Thursday in El Paso. The Owls had a three-game winning streak snapped with the loss, after posting wins over Charlotte, WKU and Marshall. FAU is averaging 74.8 points, 36.9 rebounds, 14 assists, 7.4 steals and 2.7 blocks per game, shooting 46 percent as a team and 35.9 percent from deep. Opponents are scoring 68.2 points per game, shooting 44.7 from the field and 37.3 percent from deep.
- Junior Michael Forrest averages 14 points and 3.4 rebounds per game. Second-year freshman guard Alijah Martin averages 13.8 points and 5.6 rebounds per game, Sophomore Minnesota transfer Bryan Greenlee sports 10 points and 2.5 rebounds per game. Wright State transfer Everett Winchester averages 7.4 points and 4.1 rebounds per game, while 7-foot-1 Texas Tech transfer Vladislav Goldin averages 7.0 points and 5.4 rebounds per game.

SCOUTING THE OWLS

- FAU leads the all-time series with UTSA, 7-6 with UTSA owning a 5-2 record in games played in San Antonio. UTSA swept the two games in 2020-21, posting an 84-80 win in the opener and an 86-75 win in the finale in San Antonio. The Roadrunners got a 20-point game from Jhivvan Jackson in the last meeting, one of five players in double figures for UTSA. Eric Parrish had 15 points, Keaton Wallace chipped in 14, Erik Czumbel had 11 and Cedrick Alley Jr. had 10 points. UTSA shot 50.8 percent in the win, holding FAU to 45.2 percent and 6 of 24 from deep. The Roadrunners nailed 10 3-pointers with FAU owning a 43-33 margin in rebounds.

STARTING LINEUP IN FLUX

- UTSA has used 11 different starting lineups through 20 games in 2021-22 and own 10 different starting lineups over the last 12 contests.

REBOUNDING AMONG THE ELITE

- As of Jan. 25, UTSA ranks among the NCAA leaders in rebounds, offensive rebounds and rebounds per game. UTSA checks in No. 3 in the nation in offensive rebounds per game and No. 6 in total rebounds, also ranking 22nd in rebounds per game. The Roadrunners lead the conference in total rebounds per game and offensive boards.

TUCKER FORCES WAY INTO THE LINEUP

- UTSA freshman guard Christian Tucker has forced his way into the starting lineup. A walk-on from Chandler, Ariz., Tucker has started five straight games as the lead point guard for the Roadrunners. He has averaged five points and four rebounds per game, owning a 16-10 assist-turnover ratio. Tucker is not a wide-eyed freshman and plays with a toughness, showcasing an ability to get to the line with hard-nosed drives. He comes from a basketball family as his father has served as the Director of Security for NBA teams including the Phoenix Suns and the Portland Trailblazers.

UTSA'S RECORD ...

SITUATION	2021-22	HENSON ERA
Overall	8-13	87-92
at home	7-6	63-24
on the road	0-7	18-54
neutral site	1-0	5-14
overtime games	0-0	4-4
decided by 10 pts. or less	5-6	42-43
decided by 5 pts. or less	2-2	17-17
following a win	2-5	41-47
following a loss	5-7	45-43
in November	5-3	16-22
in December	1-3	19-16
in January	2-7	23-29
in February	0-0	19-14
in March	0-0	10-11
Sunday	0-2	7-5
Monday	2-1	4-5
Tuesday	2-1	4-5
Wednesday	2-0	10-10
Thursday	1-4	20-28
Friday	0-2	8-9
Saturday	1-3	34-30
leads at half	7-2	69-20
trails at half	1-10	14-67
tied at half	0-1	4-4
scores less than 60	0-7	0-11
scores 60-69	1-4	14-36
scores 70-79	5-2	28-24
scores 80-89	0-0	19-10
scores 90+	2-0	22-2
opp. scores less than 60	1-1	19-3
opp. scores 60-69	5-4	31-11
opp. scores 70-79	2-4	28-30
opp. scores 80-89	0-3	7-29
opp. scores 90+	0-1	1-16
outrounds opponent	6-6	65-26
opponent outrounds	3-6	21-57
rebounds are equal	0-0	2-7
shooting 50%+ FG	0-0	27-1
shooting less than 50% FG	8-13	60-90
opp. shooting 50%+ FG	0-4	3-29
opp. shooting less than 50% FG	8-9	82-63
shooting 40%+ FG	6-3	66-35
opp. shooting 40%+ FG	5-11	41-79
shooting less than 40% FG	2-10	16-57
opp. shooting less than 40% FG	3-2	43-8
more FTA than opponent	8-7	38-17
fewer FTA than opponent	0-5	36-69
equal FTA	0-0	4-4
more TO than opponent	2-6	32-43
fewer TO than opponent	6-7	49-41
equal TO	0-0	6-7
games decided by 1-3 pts.	1-3	11-14
games decided by 4-6 pts.	3-2	18-11
games decided by 7-10 pts.	1-1	14-22
games decided by 11+ pts.	3-7	43-44



SABALLY A BASKETBALL FAMILY

• UTSA freshman guard Lamin Sabally has become a key contributor for the Roadrunners in 2021-22. The 6-foot-7 native of Berlin, Germany has started eight of the 14 games he has played. Sabally comes from a deep basketball family, as his older sister, Satou was the No. 2 overall pick in the 2020 WNBA Draft out of Oregon, currently playing for the Dallas Wings. His younger sister, Nyara, is a 6-5 forward at Oregon. Sabally moved to the Phoenix area in 2019 from Berlin, Germany, where he was rated as the 12th best prospect in Arizona and the 45th best small forward prospect in the nation as a high school senior by 247sports.

RETURNING FROM THE 2020-21 ROSTER

• UTSA returns several key contributors from a 2020-21 team that went 15-11 and 9-7 in league play to finish seventh overall in the standings. The Roadrunners must replace the top two scorers in program history, guards Jhivvan Jackson and Keaton Wallace, but return four players who earned starts last year. Among the returnees, including junior center Jacob Germany, who averaged 10.3 points and 6.0 rebounds per game, starting 24 of 26 games. Senior forward Cedrick Alley Jr., a former Texas Mr. Basketball and transfer from Houston, started 16 of 24 games, averaging 6.3 points and 4.4 rebounds per game. Sophomore guard Jordan Ivy-Curry, a 2020-21 C-USA All-Freshman Team selection, averaged 7.2 points and 2.8 rebounds per game, while making starts in the final 11 games of the year, eight UTSA wins. Junior point guard Erik Czumbel made seven starts as a sophomore, with senior forward Phoenix Ford making a pair of starts in the post.

• The Roadrunners averaged 78.8 points per game in 2020-21, allowing 73.3 points. UTSA shot 44.7 percent and 33.4 percent from 3-point range, with a 76.1 percent clip from the free-throw line. Opponents shot 42.3 percent as a team and 33.8 percent from range. UTSA owned a 38.5 average in rebounds per game, with 6.2 steals and 3.2 blocks.

REPLACING HISTORY

• The major storyline for the Roadrunners in 2021-22 is how will UTSA replace the top two scorers in program history? Four-year starting guards Jhivvan Jackson and Keaton Wallace lit up scoreboards throughout their careers as explosive scoring dynamos. Jackson finished his career tops in program history and 52nd in college basketball history with 2,551 career points. Wallace checked in second in program history and 458th in NCAA history with 2,080 career points. The pair combined as the second-highest scoring duo from the same recruiting class in NCAA history, behind only Duke's Johnny Dawkins and Mark Alaire. For four seasons, UTSA's offense revolved around getting quality looks for the two best scorers in program history and with the pair off to professional basketball, UTSA will have a different look in 2021-22. The Roadrunners will utilize junior center Jacob Germany, an athletic two-year starter, 6-foot-2 scoring guard Jordan Ivy-Curry and senior Cedrick Alley Jr. as key elements in the offense. In addition, UTSA welcomes the addition of senior Darius McNeill, a former four-star recruit who set the Cal program record for freshman 3-pointers, before transferring to SMU last year.

THE GERM READY TO LEAD

• UTSA's returning leader is junior center Jacob Germany, a 6-foot-11 native of Kingston, Okla. A former four-star recruit, who at the time as the top recruit in program history, Germany has started 34 of 57 games in his two-year career. A remarkable athlete with the ability to jump out of the gym and who is also considered UTSA's fastest player from line-to-line, Germany has developed into a major post threat to score and has worked diligently at expanding his game as a shooter. After arriving to San Antonio with a projectable frame, Germany has solidified his 235-pound body to more adequately handle the rigors of post play in Conference USA. He averaged 10.3 points and 6.0 rebounds per game last year while playing 21.2 minutes per game. He finished with a 49.1 percent clip from the field overall with five double-doubles. He had a season-best 26 points and 12 rebounds against Florida Atlantic as a sophomore and went for 15 rebounds in a win at Old Dominion as a freshman.

HENSON IN SIXTH YEAR LEADING ROADRUNNERS

• The Roadrunners are led by sixth-year head coach Steve Henson, the 2017-18 Conference USA Coach of the Year.

• Henson, a former star player at Kansas State (1986-90), took over at UTSA for the 2015-16 season and has quickly transitioned the Roadrunners in an up-tempo, high-scoring offensive unit.

• The native of Kansas took over at UTSA after five years as an assistant at Oklahoma for Lon Kruger. Henson was also on the staff with Kruger for seven seasons at UNLV after a season at South Florida and with the Atlanta Hawks.

• A member of the Kansas State Athletics Hall of Fame who led K-State to four straight NCAA

Tournaments, Henson owns program records for assists, assists per game, free-throw percentage, minutes played, minutes per game, starts, consecutive games played and consecutive starts. He ranks among the program best in nine categories, including 3-point field goals and percentage, steals, free throws, scoring and assist to turnover ratio.

- A two-sport standout at K-State, he was a decathlete and placed third as a sophomore and junior at the Big Eight Championships.
- He was a second-round pick of the Milwaukee Bucks in the 1990 NBA Draft – going 44th overall – and played seven years in the NBA and two seasons in Italy and Greece.
- Henson is one of 21 coaches in the NCAA who played in the NBA.
- Henson earned Mr. Basketball honors while playing for his legendary father at McPherson High School.
- Henson has a knack for coaching elite scoring guards, including former Oklahoma standout Buddy Hield.

JUICE BACK FOR ENCORE

• A key returnee for the Roadrunners in 2021-22 is sophomore guard Jordan Ivy-Curry, who dons the nickname "Juice". A 2020-21 C-USA All-Freshman Team selection, Juice averaged 7.2 points and 2.8 rebounds per game last year, while shooting 47.8 percent from 3-point range in league games. After UTSA put Juice in the starting lineup for the final 11 games of the year, UTSA ripped off an 8-3 record. The 6-foot-2, 170 pound scoring dynamo, said he earned the nickname playing pickup basketball with older hoopers when he was young. His spark and energy, and ability to bring it against the older foes, earned him the nickname "Juice" by his opponents on the pickup court. Since gaining that nickname, Juice has lived up to it, scoring over 2,000 points at La Marque High School before coming to the Roadrunners. Despite playing in a backcourt with two of the top seven active scorers in college basketball and two of the top 15 in C-USA history, Ivy-Curry has shined.

RECRUITING SUCCESS

• UTSA has transformed the way the Roadrunners recruit under sixth-year head coach Steve Henson. Henson, along with assistant coaches Mike Peck, Adam Hood and Scott Thompson, have brought in four of the top five recruits in program history. The Roadrunners have three former four-star recruits on the roster in 2021-22, including junior center Jacob Germany, freshman 6-foot-9 forward Josh Farmer and former Cal/SMU transfer Darius McNeill.

WELCOME TO SAN ANTONIO, DARIUS

• UTSA's roster is buoyed by the addition of former four-star recruit, point guard Darius McNeill in 2021-22. McNeill, a former standout at Houston's Westfield High School, opened his career at Cal after receiving tons of recruiting interest. He set the Bears standard for freshman 3-pointers made, sinking 67 on 35.3 percent shooting. He averaged 11.3 points and 2.9 rebounds per game, with 2.2 assists per outing. McNeill started 30 of 32 games for the Bears as a freshman and had several breakout moments, including splashing a career-high 30 points with six assists vs. Cal State Fullerton in 2017-18. As a sophomore for the Bears, McNeill averaged 11.0 points and 1.4 rebounds per game, starting 28 of 31 outings, shooting 34.9 percent from range. After sitting out the 2019-20 season, McNeill went to SMU during the COVID-impacted 2020-21 campaign, making one start in 12 games, with 7.3 points and 2.6 rebounds per game. He had a 17 point outing at Temple on Dec. 30, and ent for 13 vs. Texas A&M-Corpus Christi and at Dayton.

WALLACE PLAYS IN SUMMER LEAGUE, DRAFTED INTO G LEAGUE

• UTSA basketball great Keaton Wallace was picked in the second round with the ninth overall selection in the 2021 NBA G League Draft by the Wisconsin Herd and traded to the Los Angeles Clippers affiliate.

• Wallace, a native of Dallas, Texas, played the 2021 NBA Summer League with the Memphis Grizzlies, where had had several breakout moments, including exploding for a team-high 20 points in his summer league debut against the Utah Jazz summer league roster.

• A 6-foot-3 guard who prepped at Richardson High School, Wallace exited his career at UTSA as the second all-time leading scorer in program history, netting 2,080 points in his career. He totaled the sixth-most points in Conference USA history and his total ranked 428th in NCAA basketball history. A four-time All-Conference USA selection, Wallace averaged 11.4 points and 3.1 rebounds per game during an all-freshman team campaign in 2017-18, before going for 20.2 points and 5.0 rebounds per game as a sophomore. He went for 18.8 points and 4.5 rebounds per game as a junior before averaging 16.8 points and 5.5 rebounds, with a career-best 3.4 assists per game in 2020-21.

• He ranks among the UTSA all-time leaders in points, ranking seventh in scoring average (16.8),

third in games played (125), four in starts (109), third in free-throw percentage (80.6), seventh in free-throws made (304), second in field goal (715), ninth in rebounds (554) and sixth in assists (355).

- Combining with backcourt mate Jhivvan Jackson, the pair formed the second-highest scoring duo of any single recruiting class in NCAA history, behind only Duke's Johnny Dawkins and Mark Alarie in 1982-83. He was a two-time NABC All-District selection and a five-time C-USA Player of the Week, including when he poured in a career-best 45 points in a win at Marshall as a sophomore.

CEDRICK ALLEY A DEFENSIVE STOPPER

- Senior forward Cedrick Alley Jr. has developed a reputation throughout his career as a defensive stopper. A solidly built 6-foot-6, Alley opened his first three years as a former Texas Mr. Basketball at Houston. He was a weapon for the Cougs in 2018-19, starting 16 of 37 games played, averaging 4.6 points and 2.9 rebounds per game, connecting on 31 3-points. After playing in 23 games off the bench in 2019-20, Alley transferred to UTSA for the 2020-21 season. He started 16 games and played in 24, with 6.3 points and 4.4 rebounds per game, shooting 34 percent from range and 41.7 percent from the field. He took on prime defensive assignments throughout the year on the best opposing post players, locking up standout players including UTEP's Bryson Williams and WKU's Charles Bassey. As a senior in 2021-22, Alley has been rewarded with a "black shirt" during practice, signifying a player who is displaying the proper attention and intensity on the defensive end. He has stated throughout preseason that his top goal is to win C-USA Defensive Player of the Year honors and matchup nightly against the best player on the opposition.

ITALIAN CONNECTION

- For each year of the Coach Steve Henson era, UTSA has had an Italian point guard in the mix. For three years, 6-foot-3 guard Giovanni de Nicolao led the team, nightly setting up scoring guards Jhivvan Jackson and Keaton Wallace, and helping pace the defensive sets for an offensively inclined team. After graduating and moving on to professional basketball in Italy, UTSA turned to Verona, Italy, native Erik Czumbel to run the point for much of his first two years on campus. A 6-3 point guard, Czumbel has started 31 games over two seasons. A defensively focused guard, Czumbel has found his 3-point stroke throughout his career, hitting on 37.3 percent of his 3-point attempts, including a 38.5 percent clip in 2020-21.

THE AMERICAN COMES CALLING

- UTSA is in the midst of the most exciting time in its athletic history during the fall of 2021. The Roadrunners football team has broke into the top-25 for the first time in their 11-year history, sporting an 8-0 record heading into a matchup at UTEP on Nov. 6. UTSA has also announced that it will officially transition into The American Conference in the coming years after functioning as a member of Conference USA since 2014.
- "We are thrilled to be joining The American Conference. Our growth as a university and athletics program has been exciting to be involved in and this is one of the most important days in UTSA history," UTSA head coach Steve Henson said on the day of the announcement. "The American is one of the top basketball conferences in the nation, consistently putting multiple teams into the NCAA Tournament, and we will be honored to have the opportunity to compete in such a basketball-rich league. This is a tremendous opportunity to elevate our brand as a university and provide great opportunities for our student-athletes. We want to thank Dr. Campos and Commissioner Aresco for their vision for the future of our conference and university."

NEW RACE BUILDING

- The Roadrunners moved into a \$45.4 million facility in the fall of 2021, which includes among others, an academic center, practice fields, sports medicine and strength and conditioning centers, meeting rooms, student-athlete lounges and coaching and staff offices. The basketball staff has taken over the former football building and construction is underway on a new practice court for the facility and a renovated office space for Coach Steve Henson and the staff. It marks a big moment for UTSA athletics, which has been around just since 1981 and has only been playing football since 2011, with the university celebrating a 50th anniversary in 2019-20.

AUSTRALIAN BRUISER

- The Roadrunners return a sophomore bruiser in the post in 6-foot-6, 220-pound Lachlan Bofinger. A native of Sydney, Australia, who prepped at Montverde Academy in Florida, Bofinger adapted well to collegiate basketball in 2020-21 and has taken steps to improve his skill level entering an encore season. A dedicated force in the weight room, Bofinger has the ability to

jump out of the gym and has developed a soft shooting touch in the offseason.

SCHEDULE FEATURES 18 GAMES AT THE CONVO

- UTSA will play an 18-game home schedule, featuring nine conference games and nine non-conference matchups at the Convocation Center. UTSA's complete schedule is a 31-game slate, with 18 games in league play.
- "Our nonconference schedule, which includes competitive programs from the Big 12, Horizon League, Missouri Valley and WAC, will give us a good opportunity to prepare for the rigors of the C-USA season," Henson said. "One of our goals this year was to create more opportunities to play games in front of our fans in San Antonio and this will mark the most non-conference home games we've had in our time here. We are grateful to our stakeholders for their hard work, creativity and generosity in allowing us the opportunity to play more at the Convocation Center as we gear up for league play. We're excited to get this team out on the court and continue to progress towards our goals."

UP-TEMPO STYLE

- A hallmark of Coach Steve Henson's philosophy in building a program is the ability to play a fast-tempo style. The Roadrunners have ranked among the NCAA's top teams for the last four years in pace of play, including checking in 37th in adjusted tempo in 2020-21 according to KenPom rankings. UTSA ranked among the top in college basketball and consistently second or third in Conference USA in pace of play, allowing its student-athletes to play with a free style and showcase their talents to run the floor and shoot 3-pointers.

CHRISTIAN WOOD MAKING AN IMPACT

- A major impact on the UTSA basketball program has been third-year strength and conditioning coach Christian Wood. Wood, a former basketball standout at Our Lady of the Lake and one-time football athlete at UTSA has been named UTSA's Director of Basketball Performance before the 2021-22 season, focusing specifically on the Roadrunners basketball program. He has helped several athletes transform their frames, including center Jacob Germany, who has been a 235-pound force in the post, sophomore Lachlan Bofinger, a 220-pound Australian bruiser, senior forward Phoenix Ford, a 225 pound post weapon and Cedrick Alley Jr.

UTSA TO HOST NCAA REGIONAL IN 2021-22

- UTSA will host an NCAA South Regional March 24-26 at the AT&T Center in San Antonio. This comes a year after the Roadrunners served as the host institution for all 64 teams in the

STEVE HENSON VS. OPPONENTS

OPPONENT	HENSON
Arkansas	0-1
Bethany, KS	2-0
Bradley	0-1
Charlotte	3-3
Coastal Carolina	0-1
Dallas Christian	1-0
Denver	1-0
East Central	1-0
FIU	6-4
Florida Atlantic	4-7
FGCU	1-0
Fresno State	0-1
Grand Canyon	0-1
Houston Baptist	2-0
Illinois-Chicago	0-1
Illinois State	1-1
IUPUI	1-0
James Madison	1-0
Lamar	3-1
Louisiana Tech	3-8
Marshall	3-4
Middle Tennessee	1-5
Nebraska	0-1
North Texas	2-6
Oklahoma	0-5
Oklahoma State	0-1
Old Dominion	3-5
Oregon State	0-3
Ottawa, AZ	1-0
Our Lady of the Lake	2-0
Prairie View A&M	1-1
Rice	5-3
Sam Houston State	1-1
Southeastern Oklahoma State	1-0
Southwestern Adventist	1-0
Southern Miss	6-6
St. Edward's	0-1
St. Mary's	1-0
South Dakota State	0-1
Sul Ross State	1-0
Texas A&M-Commerce	0-1
Texas A&M Corpus Christi	3-2
Texas State	3-1
Texas Tech	0-1
Tulsa	0-1
Trinity	1-0
UAB	5-7
UC Irvine	0-1
Utah State	0-1
Utah Valley	1-2
UT Permian Basin	1-0
UTEP	9-6
UTRGV	0-2
Western Kentucky	3-5

women's championship in San Antonio, with the entirety of the tournament moved to the Alamo City for COVID precautions.

LONE-STAR IMPACT

• UTSA is proud of its Texas roots and that shows in the makeup of the roster. The Roadrunners boast seven members of the 2021-22 roster who hail from Texas, including Isaiah Addo-Ankrah (Houston), Aleu Aleu (Austin), Josh Farmer (Houston), Cedrick Alley Jr. (Houston), Jordan Ivy-Curry (La Marque), Artan Jabbar (Fort Worth) and Darius McNeill (Houston) each count Texas as their home state.

RODRIGUEZ TO RETIRE FROM BASKETBALL

- UTSA men's basketball fifth-year senior forward Adrian Rodriguez has elected to retire from basketball for medical reasons.
- "Today is a hard day as I'm announcing that I am completing my career as a Roadrunner due to medical reasons," Rodriguez said. "I want to thank God for giving me the opportunity to play the game that I love for as long as I have. Without Him none of this would have been possible. I want to give a huge thank you to the Roadrunner Nation for the constant support throughout the years and hope you all have enjoyed it as much as I have. I have made so many life-long friendships throughout my time in a UTSA jersey. I have created amazing relationships with the coaches and staff. It gives me great comfort that I can call on them for anything. All the relationships I have created have only grown stronger through the good times and the bad. These past few years have taught me a lot about myself. During my time with Coach Henson, I have grown not only as a basketball player, but as a man and for that I am eternally grateful. Birds Up!"
- Rodriguez, a native of Tulsa, Okla., has battled injuries throughout his career as a Roadrunner. He suffered a season-ending injury in the season opener of his true freshman season on Nov. 12, 2017, a game that saw him opened his career with 10 points and eight rebounds in 14 minutes. He battled back to return to the court for the 2018-19 season, playing in 29 of UTSA's 32 games.
- "Adrian means so much to this program," UTSA head coach Steve Henson said. "He has been so vital to this program and the campus community since arriving here from Tulsa. His work ethic, positive attitude and passion for his school and teammates has been inspirational. After suffering an injury in his first collegiate game, Adrian worked daily at rehab in an effort to be the best teammate he can be and only through his hard work he was able to come back and become a key part of our roster for the last three years. His energy and positivity has been infectious and he has always been there for his teammates. It was a joy to coach him and I will always be in his corner. We know that Adrian is going to be successful in his next stage of life and that he will always be a Roadrunner."

HENSON ONE OF 24 FORMER NBA PLAYERS COACHING IN NCAA

- UTSA fifth-year head coach Steve Henson is one of 24 former NBA players to ascend to head coaching jobs during the 2021-22 season and is the only coach in Conference USA with NBA playing experience.
- Henson played nine years professionally, including time with the Milwaukee Bucks (1990-92), Atlanta Hawks (1992-93), Charlotte Hornets (1993), Portland Trailblazers (1994-95) and Detroit Pistons (1998-99).
- A Kansas State Athletics Hall of Famer as a two-sport athlete with the Wildcats, Henson was the 44th overall selection in the 1990 NBA Draft by the Bucks.
- Henson was a four-year starting point guard at Kansas State from 1986-90. He earned All-Big Eight Conference honors as a junior and senior and also was named an honorable mention All-American and team captain during each of his final two seasons. He was the first player in school history to play in four consecutive NCAA Tournaments and as a sophomore in 1987-88, he helped guide the Wildcats to a 25-9 record and a spot in the Elite Eight.
- Henson led Kansas State in scoring his final two years by averaging 18.5 points per game as a junior and 17.4 points per game as a senior. He holds three of the top four single-season free throw percentages in school history, including an NCAA-leading .925 mark as a sophomore, while he finished second in the country as a junior (.920).
- He still holds all-time program records for assists (582), assists per game (4.58), free-throw percentage (.900), minutes played (4,474), minutes per game (35.2), starts (118), consecutive games played (127) and consecutive starts (118). Henson ranks among the best in school annals in nine other categories, including 3-point field goals (240/2nd), 3-point field goal percentage (.447/2nd), steals (190/2nd), 3-point field goal attempts (537/3rd), free throws (361/4th), assist-to-turnover ratio (1.98/4th), scoring (1,655/6th), games played (127/7th) and field goals (527/7th).

Former NBA Players as Head Coaches in NCAA

- Steve Alford, Nevada
- Speedy Claxton, Hofstra
- Hubert Davis, North Carolina
- Johnny Dawkins, Central Florida
- Juan Dixon, Coppin State
- Bryce Drew, Grand Canyon
- Kim English, George Mason
- Patrick Ewing, Georgetown
- Penny Hardaway, Memphis
- Steve Henson, Texas-San Antonio
- Fred Hoiberg, Nebraska
- Juwan Howard, Michigan
- Lindsey Hunter, Mississippi Valley State
- Bobby Hurley, Arizona State
- Mark Madsen, Utah Valley State
- Cuonzo Martin, Missouri
- Aaron McKie, Temple
- Fran O'Hanlon, Lafayette (ABA)
- Lorenzo Romar, Pepperdine
- Jerry Stackhouse, Vanderbilt
- Reggie Theus, Bethune-Cookman
- Darrell Walker, Little Rock
- Mo Williams, Alabama State
- Mike Woodson, Indiana

WIN THE BOARDS, WIN THE GAME

- A hallmark of UTSA head coach Steve Henson's system is the ability to win the battle of the boards. Over his career, UTSA is 65-26 - and went 12-2 in 2020-21 - when winning the rebounding battle. Last year, UTSA ranked No. 38 in the NCAA in rebounds per game and second in the league.

DEFENDING HOME COURT

- Under head coach Steve Henson, UTSA has posted a 63-24 record at the Convocation Center. The Roadrunners went 11-3 at home in 2016-17, 12-4 in 2017-18, 11-4 in 2018-19, 10-5 in 2019-20 and 12-2 in 2020-21.
- Prior to the Henson era, UTSA last posted consecutive 11-win home campaigns when the program went 11-3 in 2008-09, 2009-10 and 2010-11 as members of the Southland Conference.
- The 1991-92 team was the last Roadrunners squad to win more than 12 games at home, finishing 14-1.

PECK TO PARTICIPATE IN NEXT UP HEAD COACHES TRAINING INITIATIVE

- UTSA men's basketball associate head coach Mike Peck has been selected as one of 12 participants around collegiate men's and women's basketball for the "Next Up" Head Coaches Training Initiative, announced by The Rising Coaches Diversity, Equity and Inclusion (DEI) Alliance.
- Peck, in his sixth year as UTSA's associate head coach, is a member of the Asian Coaches Association, which is one of 12 organizations that make up the DEI Alliance. The member organizations each nominated two coaches – who are each poised to become head coaches – to represent their groups in the Next Up Initiative. Of the nominees, 12 coaches were selected by a DEI committee to participate in the Next Up Training Initiative in late October.
- Peck, who is charged with assisting in all aspects of the management of the Roadrunner program, works directly as UTSA's guard player development coach, a role that helped in the careers of standouts Jhivvan Jackson and Keaton Wallace. The guard duo became the top two scorers in program history, also ranking as the second-highest scoring pair from any single recruiting class in NCAA history.
- Peck joined the Roadrunners alongside sixth-year head coach Steve Henson in 2016-17 after a diverse coaching resume accrued at all levels of basketball. He spent five years as the head coach at prep powerhouse Findlay Prep in Henderson, Nev., posting a combined 157-8 (.950) record as the winningest head coach in program history, including a perfect 33-0 season in 2009 and three ESPN National High School Championships (2009, 2010, 2012) and a national runner-up finish (2008). He then served as the head coach of the NBA D-League's Idaho Stampede, an affiliate of the Portland Trail Blazers, from 2012-14. He also served as an assistant coach at Santa Clara (2015-16), UNLV (2003-06), Saginaw Valley State (1998-03) and Northwood University (1997-98).

- The workshop will be led by founder and CEO of Renaissance Search and Consulting, Herb Courtney, who has led a number of national collegiate head coaching searches. The inaugural Next Up Initiative in 2020 was led by Katy Young Staudt of Turnkey Search.
- The mission of the DEI Alliance is to use its platform as leaders in sports to impact change in the profession and their communities.

UTSA MILESTONE WATCH

UTSA CAREER REBOUNDING LIST

RK	PLAYER	REB.	GAMES	YEARS
1.	Byron Frohnen	912	132	2016-19
2.	Jeromie Hill	842	122	2010-15
3.	Leon Watson	794	108	1996-00
4.	McEverett Powers	760	115	1998-02
5.	Devin Brown	751	105	1998-02
6.	Derrick Gervin	684	80	1982-85
7.	Bruce Wheatley	668	83	1987-90
8.	Keaton Wallace	554	125	2018-21
9.	Nick Allen	563	129	2018-19
10.	Devin Gibson	530	85	2007-11
11.	Reggie Minnieweather	517	113	1998-02
12.	Jhivvan Jackson	497	115	2018-21
13.	Calvin Haynes	467	108	1983-87
14.	Taju Olajuwon	461	83	1989-92
15.	Frank Hampton	452	59	1986-88
16.	Tim Faulkner	442	101	1985-90
17.	LeRoy Hurd	440	55	2002-04
18.	JACOB GERMANY	438	78	2019-PRES.
19.	Darren Webber	410	101	1993-97
20.	Rodney Smith	390	56	1992-94
21.	Ryan Bowie	386	62	2014-16
22.	Keith Horne	373	105	1988-92
23.	Tom Oswald	370	107	1992-96
	Keith Spencer	370	57	2006-08
25.	Marlon Anderson	365	56	1994-96
26.	David President	359	109	2001-05
27.	Cody Johnson	350	56	1994-96
28.	Giovanni De Nicolao	346	100	2016-19
	Lennell Moore	346	54	1986-88
30.	Lloyd Williams	343	110	1996-00

UTSA CAREER BLOCKS LIST

RK	PLAYER	BLOCKS	YEARS
1.	Leon Watson	192	1996-00
2.	Tim Faulkner	112	1985-90
3.	McEverett Powers	105	1998-02
4.	Anthony Fuqua	93	2003-05
5.	Tom Oswald	85	1992-96
6.	JACOB GERMANY	73	2019-PRES.
7.	Jeromie Hill	69	2010-15
8.	Taju Olajuwon	66	1989-92
9.	Derrick Gervin	65	1982-85
10.	Rick Doyle	60	1982-84

UTSA CAREER SCORING LIST

RK	PLAYER	POINTS	GAMES	YEARS
1.	Jhivvan Jackson	2,551	115	2017-21
2.	Keaton Wallace	2,080	125	2017-21
3.	Devin Brown	1,922	105	1998-02
4.	Derrick Gervin	1,691	80	1982-85
5.	Devin Gibson	1,681	119	2007-11
6.	Jeromie Hill	1,674	122	2010-15
7.	Keith Horne	1,459	105	1988-92
8.	McEverett Powers	1,307	115	1998-02
9.	Ronnie Ellison	1,284	81	1989-92
10.	Leon Watson	1,221	108	1996-00
11.	Marlon Anderson	1,150	56	1994-96
12.	Calvin Haynes	1,143	108	1983-87
13.	Melvin Johnson III	1,113	92	2009-12
14.	Frank Hampton	1,067	59	1986-88
15.	Ike Thornton	1,064	108	1981-85
16.	LeRoy Hurd	1,027	55	2002-04
17.	Steve Meyer	1,001	67	1996-99
18.	Kannon Burrage	984	64	2011-13
19.	Ryan Bowie	965	62	2014-16
20.	Lloyd Williams	957	110	1996-00
21.	Reggie Minnieweather	950	113	1998-02
22.	Nick Allen	899	129	2015-19
23.	Dion Pettus	883	114	1985-89
	Eric Cooper	883	54	1987-89
25.	Byron Frohnen	863	132	2016-20
26.	Thad Wordlaw	851	104	1992-96
27.	Roderic Hall	835	53	1996-98
28.	Giovanni De Nicolao	823	100	2016-19
29.	Bruce Wheatley	815	83	1987-90
30.	Rodney Smith	809	56	1992-94
31.	Darryl Eaton	805	55	1989-91
32.	Keon Lewis	801	57	2013-15
33.	Andre Owens	793	56	2004-06
34.	Michael Hale III	774	61	2012-13
35.	Afis Olajuwon	763	76	1991-94
36.	Darren Webber	756	101	1993-97
37.	Omar Johnson	729	61	2008-10
	Preston Ivory	729	86	1988-91
38.	Rapheal Posey	713	60	2003-05
30.	JACOB GERMANY	735	78	2019-PRES.
40.	Tim Faulkner	710	101	1985-90
41.	Taju Olajuwon	676	83	1989-92
42.	Ike Akotaobi	673	81	1999-03
43.	Jon Havens	670	111	1999-03
44.	Morris Smith IV	665	62	2008-10
45.	Kurt Attaway	661	107	2003-07

UTSA IN NCAA RANKINGS

as of 1/25/22

Category	NCAA Rank	C-USA Rank	Value
3-pt Field Goal Attempts	188	10	400
Assist Turnover Ratio	297	14	0.84
Assists Per Game	328	14	10.7
Blocked Shots Per Game	225	9	2.8
Defensive Rebounds per Game	150	8	25.85
Fewest Fouls	161	8	296
Fewest Turnovers	238	11	253
Field-Goal Percentage	343	14	38.2
Field-Goal Percentage Defense	261	12	44.5
Free Throw Attempts	62	1	370
Free Throws Made	95	2	252
Free-Throw Percentage	259	12	68.1
Offensive Rebounds Per Game	3	1	14.5
Personal Fouls Per Game	52	4	14.8
Rebound Margin	136	4	2.5
Scoring Defense	230	10	71.0
Scoring Margin	288	13	-4.3
Scoring Offense	292	12	66.7
Steals Per Game	280	11	5.6
Three Pt FG Defense	293	11	35.6
Three-Point Field Goals Per Game	322	12	5.5
Three-Point Field-Goal Percentage	340	13	27.5
Total 3-point FGM	281	12	110
Total Assists	260	13	213
Total Blocks	186	8	56
Total Rebounds	6	1	807
Total Rebounds Per Game	22	1	40.35
Total Steals	221	11	112
Turnover Margin	184	9	0.2
Turnovers Forced	207	9	12.85
Turnovers Per Game	149	8	12.7
Won-Lost Percentage	288	13	35.0

UTSA INDIVIDUAL MISCELLANEOUS STATISTICS

DOUBLE FIGURE SCORING GAMES

Player	18-19	19-20	20-21	21-22	Total
Addo-Ankrah	x	x	-	0	0
Aleu	x	x	x	2	2
Alley Jr.	x	x	4	5	9
Bofinger	x	x	1	0	1
Czumbel	x	4	2	1	7
Deing	x	x	x	12	12
Farmer	x	x	x	0	0
Ford	x	0	0	1	1
Germany	x	6	12	16	34
Ivy-Curry	x	x	6	10	16
Jabbar	x	x	x	0	0
Johnson	x	x	x	-	0
McNeill	x	x	x	4	4
Sabally	x	x	x	1	1
Tucker	x	x	x	2	2

20-POINT + SCORING GAMES

Player	18-19	19-20	20-21	21-22	Total
Addo-Ankrah	x	x	0	0	0
Aleu	x	x	x	0	0
Alley Jr.	x	x	0	1	1
Bofinger	x	x	0	0	0
Czumbel	x	0	0	0	0
Deing	x	x	x	4	4
Farmer	x	x	x	0	0
Ford	x	--	0	0	0
Germany	x	0	1	5	6
Ivy-Curry	x	x	0	4	4
Jabbar	x	x	0	0	0
Johnson	x	x	x	-	0
McNeill	x	x	x	1	1
Sabally	x	x	x	0	0
Tucker	x	x	x	0	9

DOUBLE FIGURE REBOUNDING GAMES

Player	18-19	19-20	20-21	21-22	Total
Addo-Ankrah	x	x	0	0	0
Aleu	x	x	x	0	0
Alley Jr.	x	x	0	4	4
Bofinger	x	x	1	2	3
Czumbel	x	0	0	0	0
Deing	x	x	x	1	1
Farmer	x	x	x	0	0
Ford	x	0	0	0	0
Germany	x	2	5	5	12
Ivy-Curry	x	x	0	0	0
Jabbar	x	x	0	0	0
Johnson	x	x	x	-	0
McNeill	x	x	x	0	0
Sabally	x	x	x	0	0
Tucker	x	x	x	0	0

DOUBLE-DOUBLES

Player	18-19	19-20	20-21	21-22	Total
Addo-Ankrah	x	x	0	0	0
Aleu	x	x	x	0	0
Alley Jr.	x	x	0	2	2
Bofinger	x	x	1	0	1
Czumbel	x	0	0	0	0
Deing	x	x	x	1	1
Farmer	x	x	x	0	0
Ford	x	0	0	0	0
Germany	x	1	5	5	11
Ivy-Curry	x	x	0	0	0
Jabbar	x	x	0	0	0
Johnson	x	x	x	-	0
McNeill	x	x	x	0	0
Sabally	x	x	x	0	0
Tucker	x	x	x	0	0

UTSA SINGLE-GAME RECORDS

POINTS

52 by Roderic Hall vs. Maine (12/6/97)

FIELD GOALS MADE

22 by Derrick Gervin vs. Baylor (1/2/85)

FIELD GOALS ATTEMPTED

33 by Jhivvan Jackson at ODU (2/6/20)

HIGHEST FIELD GOAL PERCENTAGE (min. 10 att.)

92.0% (12-13) by Leon Watson vs. Texas College (11/22/98)

FREE THROWS MADE

20 by McEverett Powers vs. Texas-Arlington (1/24/02)

FREE THROWS ATTEMPTED

26 by McEverett Powers vs. Texas-Arlington (1/24/02)

FREE THROW PERCENTAGE (min. 10 att.)

- 100% (15-15) by Keaton Wallace vs. TAMU-CC (12/3/19)
- 100% (14-14) by Afis Olajuwon vs. Sam Houston St. (1/9/93)
- 100% (13-13) by Keon Lewis vs. Texas A&M-Corpus Christi (11/23/13)
- 100% (12-12) by Keon Lewis vs. UTPA (12/7/13)
- 100% (12-12) by Jhivvan Jackson vs. Illinois State (12/21/19)
- 100% (12-12) by Jhivvan Jackson vs. UTEP (1/18/20)
- 100% (11-11) by Devin Gibson vs. Samford (12/20/10)
- 100% (10-10) by Jeff Beverly vs. Texas State (11/25/16)
- 100% (10-10) by Steve Meyer vs. UTPA (12/9/97)
- 100% (10-10) by Travis Gabbidon vs. Colgate (1/2/09)
- 100% (10-10) by Omar Johnson vs. Central Arkansas (2/11/09)

REBOUNDS

25 by Lennell Moore vs. Centenary (1/5/87)

3-POINT FGS MADE

10 by J.R. Harris at UAB (1/7/16)

3-POINT FGS ATTEMPTED

17 by Marlon Anderson vs. Colorado (12/22/95)

ASSISTS

14 by Issy Washington vs. Jarvis Christian (11/29/86)

STEALS

- 8 by Taju Olajuwon vs. Samford (1/19/91)
- 8 by Kurt Attaway vs. Southeastern Louisiana (3/5/04)

BLOCKED SHOTS

6 by Tom Oswald vs. UL Monroe (1/20/96)

TURNOVERS

- 12 by Andrew Francis vs. Northwestern St. (1/13/07)
- 12 by Devin Gibson vs. Arkansas (12/12/07)



MISCELLANEOUS STATISTICS

Current Streak	Won 1
Current Home Streak	Won 1
Current Road/Neutral Streak	Lost 5
Last Win	Jan. 27, 2022 vs. FIU (73-66)
Last Home Win	Jan. 27, 2022 vs. FIU (73-66)
Last Road Win	Feb. 6, 2021 at FIU (90-47)
Last Neutral Win... ..	Dec. 11, 2021 vs. Sam Houston (78-73)
Last Loss.....	Jan. 23, 2022 vs. UTEP (59-54)
Last Home Loss	Jan. 23, 2022 vs. UTEP (59-54)
Last Road Loss.....	Jan. 20, 2022 at UTEP (69-64)
Last Neutral Loss	March 11, 2021 vs. WKU (80-67)

2021-22 RECORD BY STARTING LINEUP

Alley, Deing, Germany, Ivy-Curry, McNeill	3-3
Alley, Deing, Germany, Ivy-Curry, Sabally.....	3-1
Bofinger, Czumbel, Deing, Germany, Sabally.....	0-1
Alley, Czumbel, Deing, Germany, Sabally	0-1
Aleu, Alley, Deing, Ivy-Curry, Germany.....	0-1
Aleu, Bofinger, Ivy-Curry, Germany, Tucker	1-0
Aleu, Alley, Ivy-Curry, Germany, Tucker	0-2
Bofinger, Germany, McNeill, Sabally, Tucker	0-2
Bofinger, Czumbel, Germany, McNeill, Sabally	0-1
Czumbel, Ford, Germany, McNeill, Sabally	0-1
Czumbel, Ford, Germany, Ivy-Curry, McNeill.....	1-0

LEADING THE TEAM

- Following is the number of times a player led UTSA in scoring, rebounding, assists and steals.
- If two or more players tied for the team lead, all were credited for that game:

Player	Pts.	Reb.	Ast.	Stl.
Isiah Addo-Ankrah	0	0	0	3
Aleu Aleu	0	1	1	1
Cedrick Alley Jr.	1	4	1	5
Lachlan Bofinger	0	3	1	2
Erik Czumbel	1	0	9	2
Dhieu Deing	6	1	2	5
Josh Farmer	0	1	0	2
Phoenix Ford	0	1	0	0
Jacob Germany	6	8	1	5
Jordan Ivy-Curry	5	0	6	4
Artan Jabbar	0	0	0	0
Azavier Johnson	0	0	0	0
Darius McNeill	1	0	3	5
Lamin Sabally	0	2	0	0
Christian Tucker	1	0	5	2

UTSA SPECIALTY STATISTICS

OPPONENT	POINTS VIA						LEADS	W-L, SCORE	LEADS OVERCOME
	T/O	2ND CH	PAINT	FASTB	BENCH	TIES			
Trinity	8	18	52	32	24	2	5	W, 97-66	trailed 7 - 1st - 13:55
at Oklahoma	6	8	10	4	10	1	1	L, 44-96	lost 2 - 1st - 17:02
Texas A&M-Commerce	16	11	34	12	9	6	6	L, 62-65	lost - 7 - 2nd - 14:27
Denver	9	8	36	12	8	1	1	W, 78-64	trailed 7 - 1st - 11:48
IUPUI	13	14	24	10	5	1	2	W, 60-57	trailed 10 - 2nd - 6:44
Texas A&M-Corpus Christi	16	14	26	17	12	0	0	L, 58-77	wire-to-wire loss
Lamar	12	11	32	14	21	0	1	W, 79-73	trailed by 2 - 1st - 19:44
St. Mary's	9	13	36	32	20	1	2	W, 75-65	trailed by 5 - 1st - 15:16
at Grand Canyon	5	20	28	3	6	2	4	L, 71-74	lost - 12 - 1st - 9:50
Sam Houston	11	0	30	4	5	3	0	W, 78-73	wire-to-wire win
UTRGV	18	17	30	9	25	0	1	L, 50-68	lost - 6 - 2nd - 17:44
at Illinois State	13	12	32	9	20	0	1	L, 64-81	lost - 3 - 1st - 18:55
at UAB	14	7	34	4	14	0	0	L, 59-87	lost - 3 - 1st - 19:37
Dallas Christian	25	27	36	27	52	0	0	W, 101-48	wire-to-wire win
Southern Miss	17	10	24	9	10	3	2	L, 73-74	lost - 5 - 2nd - 19:28
LA Tech	4	11	24	10	19	1	1	L, 63-79	lost - 1 - 1st - 10:48
at ODU	11	2	22	6	25	0	0	L, 83-51	wire-to-wire loss
at Charlotte	16	13	32	19	21	0	0	L, 63-62	wire-to-wire loss
at UTEP	7	14	38	0	20	0	1	L, 64-69	lost - 13 - 1st - 0:39
UTEP	9	9	32	13	16	1	1	L, 54-59	lost 1 - 1st - 18:36
FIU	4	23	32	15	21	0	2	W, 73-66	trailed by 5 - 2nd - 5:26

GAME MARGINS

	1	2	3	4	5	6	7	8	9	10	11	12	13	14	15+
Wins by	-	-	1	-	1	1	1	-	-	1	-	-	-	1	2
Losses by	1	-	2	-	2	-	-	-	1	-	-	-	-	-	7

UTSA IN GAMES DECIDED BY

1-5 points	2-5	11-19 points	2-4
6-10 points	3-1	20 or more	1-3

UTSA TOP INDIVIDUAL PERFORMANCES

POINTS	27, twice, last Dhieu Deing vs. St. Mary's (11/29/21)	REBOUNDS	14, Cedrick Alley Jr. vs. IUPUI (11/17/21)	ASSISTS	8, Erik Czumbel at UTEP (1/20/22)
STEALS	4, Cedrick Alley vs. Sam Houston (12/11/21)	BLOCKS	3, Jacob Germany vs. Sam Houston (12/11/21)		



STEVE HENSON

Kansas State, 1990 | Sixth Season @ UTSA & Overall
87-92 career record | 63-24 Home

PERSONAL DATA

Birthplace:
Junction City, Kan.
Wife: Cindy
Sons: Quinton, Pearson

2021-22

- Led UTSA to a 15-11 record and a 9-7 mark in Conference USA.
- Opened the year 5-8 but finished with a fury 10-3 record.
- After inserting Jordan Ivy-Curry into the starting lineup, UTSA went 8-2.
- Jhivvan Jackson and Keaton Wallace finished their careers as two of the top scorers in college basketball history, ranking 1-2 in UTSA history. The pair finished their careers as the second-highest scoring duo among a single recruiting class in NCAA history.
- Jackson finished his career as the 52nd highest scorer in NCAA history, winning three straight C-USA scoring crowns. Wallace ranked among the NCAA's top 475 all-time scorers.
- Ivy-Curry finished his season as a selection for the C-USA All-Freshman Team.

2019-20

- Roadrunners finished the year 13-19 and 7-11 in Conference USA, earning a berth in the league tournament.
- Team was paced by the nation's No. 2 leading scorer, Jackson, who shattered UTSA and C-USA single-season scoring average records with 26.8 points per game.
- Jackson broke the UTSA career and season scoring, and career and season field goals and 3-pointers made records during his junior season.
- Wallace combined with Jackson to average 45.6 points per game, the third-highest scoring duo in the nation and the tops among NCAA backcourts for the second consecutive year. The pair earned All-Conference USA honors.
- Senior forward Byron Frohnen - Henson's first signee after taking the job in 2016 - broke the UTSA career rebounding, games started and games played record, while starting 132 consecutive games over his four-year career.

2018-19

- Led UTSA to a second-place finish in Conference USA.
- Jackson and Wallace combined to lead the nation's backcourts in scoring average (43.1 points per game).
- Jackson won the C-USA scoring crown, with the duo named all-district by the NABC.
- Helped the Roadrunners move into the top pod of C-USA's inaugural bonus play.

2017-18

2017-18 CONFERENCE USA COACH OF THE YEAR

- Guided UTSA to an 20-15 overall record -- the program's most wins since 2010-11.
- Led UTSA to the CollegelInsider.com Postseason Tournament (CIT), which was UTSA's first postseason appearance since the 2011 NCAA Tournament.
- CIT first round win was the second postseason victory in program and UTSA athletics history.
- Won an opening round C-USA tournament game for second consecutive season -- UTSA's only two C-USA tourney wins since joining the conference.
- 11 Conference USA wins was the most by the Roadrunners since joining C-USA.
- Plus-six win improvement over last season after a plus-nine win improvement in year one.
- Developed Conference USA Freshman of the Year Jhivvan Jackson and Conference USA Sixth Player of the Year Deon Lyle. Jackson was also a second team All-Conference USA and All-Freshman Team selection. Keaton Wallace was an All-Freshman Team honoree.
- Led the Roadrunners to the No. 5 seed in the Conference USA Championship after being selected ninth in the preseason poll.
- Posted an 11-3 home record and won five C-USA road games.
- UTSA broke school record for 3-pointers in a season with 353.
- Led UTSA to a top-200 RPI ranking.
- Has recruited and coached four of UTSA's top 10 freshman scorers, including Jackson (record holder) and Wallace (fourth).

COACHING EXPERIENCE

2016-Present: Head Coach, UTSA
2011-16: Assistant Coach, Oklahoma
2004-11: Assistant Coach, UNLV
2003-04: Assistant Coach, South Florida
2002-03: Assistant Coach, Atlanta Hawks
2001-02: Advance Scout, Atlanta Hawks
1999-2000: Assistant Coach, Illinois

PLAYING EXPERIENCE

Professional
1999: Scavolini Pesaro (Italy)
1999: Detroit Pistons
1998-99: Panionios (Greece)
1998: Detroit Pistons
1997-98: Grand Rapids Hoops (CBA)
1995-97: Virtus Roma (Italy)
1994-95: Portland Trail Blazers
1994: Mexico City Aztecas (CBA)
1994: Fargo-Moorhead Fever (CBA)
1993-94: Rapid City Thrillers (CBA)
1993: Charlotte Hornets
1992-93: Atlanta Hawks
1992: La Crosse Catbirds (CBA)
1990-92: Milwaukee Bucks
Collegiate
1986-90: Kansas State
High School
1982-86: McPherson [Kan.] High School



THE LAST TIME ...

TEAM

<p>Played a ranked team vs. #25 Middle Tennessee (L, 86-70) (03/09/17)</p>
<p>Beat a ranked team at #13 Arizona State (W, 87-85) (12/18/94)</p>
<p>Lost to a ranked team at home vs. #18 Arkansas (L, 42-71) (11/30/81)</p>
<p>Lost to a ranked team on road at #17 Utah State (L, 50-82) (11/19/19)</p>
<p>Lost to a ranked team at neutral site vs. #25 Middle Tennessee (L, 86-70) (03/09/17)</p>
<p>Played an overtime game vs. WKU (L, 73-77) (2/15/20)</p>
<p>Played a double-overtime game at Charlotte (L, 108-114) (02/25/16)</p>
<p>Scored 130+ points UTSA: 136 vs. East Central (W, 136-68) (11/22/08) Opp: N/A</p>
<p>Scored 120+ points UTSA: 123 vs. SW Adventist (W, 123-43) (3/4/21) Opp: 121 vs. Centenary (L, 116-121) (1/4/90)</p>
<p>Scored 110+ points UTSA: 116 at Marshall (W, 116-106) (2/2/19) Opp: 114 at Charlotte (L, 108-114) (02/25/16)</p>
<p>Scored 100+ points UTSA: 101 vs. Dallas Christian (W, 101-48) (1/3/22) Opp: 105, Oklahoma (L, 105-66) (12/3/20)</p>
<p>Scored 90+ points UTSA: 97, vs. Trinity (W, 97-66) (11/9/21) Opp: 96, Oklahoma (L, 96-44) (11/12/21)</p>
<p>Scored less than 50 points UTSA: 44, at Oklahoma (11/12/21) Opp: 47, FIU (2/6/21)</p>
<p>Shot 70+ percent from field UTSA: N/A Opp: 70.0% (42-60), UAB (1/07/16)</p>
<p>Shot 60+ percent from field UTSA: 64.6% (51-79), vs. SW Adventist (3/4/21) Opp: 61.8% (34-55), Old Dominion (1/13/22)</p>
<p>Shot 50+ percent from field UTSA: 57.6% (38-66), vs. UAB (1/27/21) Opp: 55.0% (33-60), Illinois State (12/21/21)</p>
<p>Shot less than 40 percent from field UTSA: 39.4% (26-66), vs. FIU (1/27/22) Opp: 34.5% (20-58), vs. UTEP (1/23/22)</p>
<p>Shot less than 30 percent from field UTSA: 29.4% (20-68), at Charlotte (1/15/22) Opp: 26.1% (18-69), Dallas Christian (1/3/22)</p>
<p>Shot less than 25 percent from field UTSA: 25.7% (19-74), UTRGV (12/17/21) Opp: 23.8% (15-63), Jarvis Christian (1/25/12)</p>
<p>Did not make a 3-pointer UTSA: vs. Texas (1/05/94) Opp: at Nicholls (1/14/09)</p>
<p>Won by 20+ points UTSA: (31) (97-66), vs. Trinity (11/9/21) Opp: (28) (87-59), at UAB (1/2/22)</p>

<p>Won by 30+ points UTSA: (43) (90-47), at FIU (2/6/21) Opp: (32), (83-51), Old Dominion (1/13/22)</p>
<p>Won by 40+ points UTSA: (43) (90-47), at FIU (2/6/21) Opp: (66) 50-116 at Texas (12/08/15)</p>
<p>Won by 50+ points UTSA: (53) 101-48, vs. Dallas Christian (1/3/22) Opp: (52) 96-44, Oklahoma (11/12/21)</p>
<p>Won by 60+ points UTSA: (80) 123-43 vs. SW Adventist (3/4/21) Opp: (66) 50-116 at Texas (12/08/15)</p>
<p>Scored 50+ points in a half UTSA: 55 (1st), W, 101-48, vs. Dallas Christian (1/3/22) Opp: 50 (2nd), L 83-51, at Old Dominion</p>
<p>Scored 50 points in both halves UTSA: 62 (1st), 63 (2nd) 125-64 vs. Ottawa (11/30/17) Opp: 51 (1st), 54 (2nd) 105-66, Oklahoma (12/3/20)</p>
<p>Had 5+ players score in double digits UTSA: Aleu Aleu (13), Jordan Ivy-Curry (17), Darius McNeill (13), Jacob Germany (10), Lamin Sabally (15), vs. Dallas Christian (1/3/22) Opp: Mikel Beyers (20), West (15), Taylor (12), Kinsey (10), Williams (10), Marshall (3/7/20)</p>
<p>Had 2+ 20-point scorers UTSA: Jhivvan Jackson (23), Keaton Wallace (23), vs. SW Adventist (3/4/21) Opp: Bryson Williams (24), Souley Boum (24), UTEP (1/28/21)</p>
<p>Had 3+ 20-point scorers UTSA: Jhivvan Jackson (20), Byron Frohnen (21), Keaton Wallace (21), at HBU (11/26/18) Opp: Donovan Sims (24), Antonio Green (21), James Hawthorne (20), MT (1/17/19)</p>

PLAYER


<p>Scored 50+ points UTSA: 52, Roderic Hall, vs. Maine (12/6/97) Opp: 61, Wayman Tisdale, Oklahoma (12/28/83)</p>
<p>Scored 40+ points UTSA: 45, Jhivvan Jackson, at ODU (2/6/20) Opp: 41, Mike Daum, South Dakota State (11/20/18)</p>
<p>Scored 30+ points UTSA: 30, Keaton Wallace, vs. WKU (3/11/21) Opp: 36, Travis Eevee, Rice (1/1/21)</p>
<p>Recorded a triple-double UTSA: Devin Gibson, (28 pts, 10 reb, 10 ast) vs. Samford (3/9/11) Opp: Maurice Baker, Oklahoma State (19 pts, 14 reb, 10 ast) (1/3/01)</p>
<p>Recorded a double-double UTSA: Jacob Germany (23 pts, 11 reb), vs. FIU (1/27/22) Opp: Kenneth Lofton Jr. (12 pts, 16 reb), LA Tech (1/8/22)</p>
<p>Two players recorded a double-double UTSA: Cedrick Alley (24 pts, 11 reb), Jacob Germany (18 pts, 10 reb), at Grand Canyon (12/2/21) Opp: Jamal Bieniemy (16 pts, 10 reb), Keonte Kennedy (10 pts, 14 reb), UTEP (1/30/21)</p>

<p>Recorded 20+ rebounds UTSA: 20, Clarence McGee, vs Hardin-Simmons (2/27/88) Opp: 22, Wayman Tisdale, Oklahoma (12/28/83)</p>
<p>Recorded 15+ rebounds UTSA: 15, Jacob Germany, at ODU (2/6/20) Opp: 16, Jared Savage, WKU (2/15/20)</p>
<p>Recorded 20+pts/20+reb UTSA: Clarence McGee (20 pts, 20 reb), vs. Hardin-Simmons (2/27/88) Opp: Wayman Tisdale (61 pts, 22 reb), Oklahoma, (12/28/83)</p>
<p>Recorded 10+ assists UTSA: 10, Giovanni De Nicolao, vs. FAU (2/9/19) Opp: 11, Tyree Griffin, Southern Miss (3/9/19)</p>
<p>Made 8+ 3-pointers UTSA: 8, Keaton Wallace, vs. UAB (3/11/20) Opp: 8, Travis Eevee, Rice (1/1/21)</p>
<p>Made 15+ free throws UTSA: 15, Keaton Wallace, vs. Texas A&M-Corpus Christi (12/3/19) Opp: 15, Akeem Richmond, East Carolina (2/8/14)</p>
<p>Made 10+ free throws UTSA: 12, Jhivvan Jackson, at North Texas (1/23/20) Opp: 11, Jacolby Pemberton, Louisiana Tech (1/16/21)</p>
<p>Recorded 10+ blocks UTSA: N/A Opp: 13, Wojciech Myrda, Louisiana-Monroe (1/17/02)</p>
<p>Recorded 5+ blocks UTSA: 5, Jacob Germany, vs. Southern Miss (1/22/21) Opp: 5, Osasumwen Osaghae, FIU (01/11/18)</p>
<p>Recorded 5+ steals UTSA: 5, Keaton Wallace, vs. Wiley (11/22/19) Opp: 6, Dorian Lopez, St. Edwards (11/7/18)</p>
<p>Played every minute (regulation) UTSA: Erik Czumbel, Darius McNeill, at UTEP (1/20/22) Opp: Taylan Grogan, Wiley College (11/22/19)</p>
<p>Two players played every minute (regulation) UTSA: Erik Czumbel, Darius McNeill, at UTEP (1/20/22) Opp: Taevion Kinsey, Marshall (2/13/20)</p>
<p>Played every minute (+OT) UTSA: Jordan Sims, at Tulsa (3/2/14) Opp: Jared Savage, WKU (2/15/20)</p>
<p>Played every minute (+2OT) UTSA: N/A Opp: Jon Davis, Charlotte (2/25/16)</p>
<p>Fouled out UTSA: Josh Farmer at Charlotte (1/15/22) Opp: Eric Lovett, FIU (2/5/21)</p>
<p>Two or more players fouled out UTSA: Keaton Wallace, Erik Czumbel, at Oregon St. (12/16/20) Opp: Jame Harrison, Josh Nzeakor, vs. Lamar (3/14/18)</p>

GAME-BY-GAME STARTING LINEUPS

OPPONENT	G	G	G/F	G/F	F/C	RECORD BY LINEUP
Trinity	Deing	McNeill	Ivy-Curry	Alley Jr.	Germany	
at Oklahoma	Deing	McNeill	Ivy-Curry	Alley Jr.	Germany	
Texas A&M-Commerece	Deing	McNeill	Ivy-Curry	Alley Jr.	Germany	
Denver	Deing	McNeill	Ivy-Curry	Alley Jr.	Germany	
IUPUI	Deing	McNeill	Ivy-Curry	Alley Jr.	Germany	
Texas A&M-Corpus Christi	Deing	McNeill	Ivy-Curry	Alley Jr.	Germany	3-3
Lamar	Deing	Sabally	Ivy-Curry	Alley Jr.	Germany	
St. Mary's	Deing	Sabally	Ivy-Curry	Alley Jr.	Germany	
at Grand Canyon	Deing	Sabally	Ivy-Curry	Alley Jr.	Germany	
vs. Sam Houston	Deing	Sabally	Ivy-Curry	Alley Jr.	Germany	3-1
UTRGV	Deing	Sabally	Czumbel	Bofinger	Germany	0-1
at Illinois State	Deing	Sabally	Czumbel	Alley Jr.	Germany	0-1
at UAB	Deing	Ivy-Curry	Aleu	Alley Jr.	Germany	0-1
Dallas Christian	Tucker	Ivy-Curry	Aleu	Bofinger	Germany	1-0
Southern Miss	Tucker	Ivy-Curry	Aleu	Alley Jr.	Germany	
LA Tech	Tucker	Ivy-Curry	Aleu	Alley Jr.	Germany	0-2
at Old Dominion	Tucker	McNeill	Sabally	Bofinger	Germany	
at Charlotte	Tucker	McNeill	Sabally	Bofinger	Germany	0-2
at UTEP	Czumbel	McNeill	Sabally	Bofinger	Germany	0-1
UTEP	Czumbel	McNeill	Sabally	Ford	Germany	0-1
FIU	Czumbel	McNeill	Ivy-Curry	Ford	Germany	1-0

CONVOCATION CENTER (OPENED: 1975; CAPACITY: 2,650)



TOP-10 CROWDS

1. 4,913 vs. TXST (2/27/99)
2. 4,258 vs. Little Rock (1/5/89)
3. 4,040 vs. Lamar (2/29/84)
4. 3,800 vs. TCU (12/3/88)
5. 3,676 vs. SHSU (2/20/10)
6. 3,373 vs. SHSU (2/5/00)
7. 3,367 vs. New Orleans (1/21/83)
8. 3,311 vs. TXST (1/21/95)
9. 3,257 vs. SFA (3/12/04)
10. 3,236 vs. ULM (2/8/02)

Season High: 2,494 vs. Oklahoma

COMBINED STATISTICS

RECORD:	OVERALL	HOME	AWAY	NEUTRAL
ALL GAMES	8-13	7-6	0-7	1-0
CONFERENCE	1-7	1-3	0-4	0-0
NON-CONFERENCE	7-6	6-3	0-3	1-0

#	Player	gp-gs	min	avg	Total		3-Point		F-Throw		Rebounds		pf	dq	a	to	blk	stl	pts	avg		
					fg-fga	fg%	3fg-fga	3fg%	ft-fga	ft%	off	def									tot	avg
03	Dhieu Deing	14-13	392	28.0	74-205	.361	31-107	.290	39-52	.750	21	57	78	5.6	20	0	18	28	3	20	218	15.6
21	Jordan Ivy-Curry	15-15	431	28.7	79-208	.380	36-95	.379	35-45	.778	11	30	41	2.7	17	0	32	35	2	17	229	15.3
24	Jacob Germany	21-21	553	26.3	118-254	.465	1-9	.111	60-84	.714	58	84	142	6.8	37	0	12	42	18	13	297	14.1
0	Cedrick Alley Jr.	15-14	413	27.5	50-146	.342	16-55	.291	24-35	.686	33	69	102	6.8	25	0	25	21	5	18	140	9.3
01	Darius McNeill	18-11	396	22.0	45-105	.429	5-25	.200	22-26	.846	7	34	41	2.3	27	0	26	21	4	14	117	6.5
02	Aleu Aleu	10-4	151	15.1	12-36	.333	5-17	.294	13-16	.813	10	14	24	2.4	15	0	8	14	0	3	42	4.2
22	Christian Tucker	17-5	291	17.1	19-66	.288	3-22	.136	30-40	.750	4	28	32	1.9	26	0	23	24	5	8	71	4.2
20	Lamin Sabally	17-10	241	14.2	20-62	.323	7-21	.333	6-9	.667	22	28	50	2.9	8	0	4	14	4	2	53	3.1
10	Erik Czumbel	21-5	490	23.3	21-64	.328	3-23	.130	16-26	.615	4	44	48	2.3	44	0	46	15	5	7	61	2.9
11	Lachlan Bofinger	21-5	286	13.6	27-63	.429	0-6	.000	6-22	.273	37	52	89	4.2	20	0	19	12	6	8	60	2.9
04	Josh Farmer	14-0	156	11.1	15-46	.326	2-12	.167	7-11	.636	15	24	39	2.8	19	1	2	15	3	2	39	2.8
12	Phoenix Ford	18-2	280	15.6	22-48	.458	1-5	.200	5-18	.278	26	32	58	3.2	45	2	7	12	3	5	50	2.8
32	Isaiah Addo-Ankrah	11-0	97	8.8	7-25	.280	6-20	.300	3-3	1.000	3	11	14	1.3	4	0	1	3	1	2	23	2.1
13	Artan Jabbar	4-0	23	5.8	3-10	.300	1-7	.143	0-2	.000	0	2	2	0.5	2	0	3	1	0	0	7	1.8
Team											53	39	92				6					
Total.....		21	4200		512-1338	.383	117-424	.276	266-389	.684	304	548	852	40.6	309	3	226	263	59	119	1407	67.0
Opponents.....		21	4200		554-1249	.444	174-492	.354	204-329	.620	203	592	795	37.9	346	5	319	268	85	139	1486	70.8

TEAM STATISTICS	UTSA	OPP	Date	Opponent	Score	Att.	
SCORING	1407	1486	11/09/21	TRINITY (TX)	w	97-66	1302
Points per game	67.0	70.8	11/12/21	at Oklahoma	L	44-96	6320
Scoring margin	-3.8	-	11/15/21	TEX. A&M-COMMERCE	L	62-65	914
FIELD GOALS-ATT	512-1338	554-1249	# 11/16/21	DENVER	w	78-64	848
Field goal pct	.383	.444	# 11/17/21	IUPUI	w	60-57	678
3 POINT FG-ATT	117-424	174-492	# 11/21/21	A&M-CORPUS CHRISTI	L	58-77	1065
3-point FG pct	.276	.354	11/24/21	LAMAR UNIVERSITY	w	79-73	758
3-pt FG made per game	5.6	8.3	11/29/21	ST. MARY'S (TX)	w	75-65	970
FREE THROWS-ATT	266-389	204-329	12/02/21	at Grand Canyon	L	71-74	6844
Free throw pct	.684	.620	^ 12/11/21	vs Sam Houston State	w	78-73	3100
F-Throws made per game	12.7	9.7	12/17/21	UTRGV	L	50-68	748
REBOUNDS	852	795	12/21/21	at Illinois St.	L	64-81	2345
Rebounds per game	40.6	37.9	* 01/01/22	at UAB	L	59-87	2730
Rebounding margin	+2.7	-	01/03/22	DALLAS CHRISTIAN	w	101-48	278
ASSISTS	226	319	* 01/06/22	SOUTHERN MISS.	L	73-74	718
Assists per game	10.8	15.2	* 01/08/22	LOUISIANA TECH	L	63-79	773
TURNOVERS	263	268	* 01/13/22	at Old Dominion	L	51-83	4657
Turnovers per game	12.5	12.8	* 01/15/22	at Charlotte	L	53-62	26
Turnover margin	+0.2	-	* 01/20/22	at UTEP	L	64-69	5021
Assist/turnover ratio	0.9	1.2	* 01/23/22	UTEP	L	54-59	924
STEALS	119	139	* 01/27/22	FIU	w	73-66	801
Steals per game	5.7	6.6					
BLOCKS	59	85					
Blocks per game	2.8	4.0					
ATTENDANCE	10777	31043					
Home games-Avg/Game	13-829	7-3992					
Neutral site-Avg/Game	-	1-3100					

* = Conference game
 # = 210 San Antonio Shootout (San Antonio)
 ^ = Houston's Toyota Center

Score by Periods	1st	2nd	Totals
UTSA	661	746	1407
Opponents	656	830	1486

GAME HIGHS

Opponent	Date	Score	Points	Rebounds	Assists	Steals	Blocked shots
TRINITY (TX)	11/09/21	97-66	24-Jacob Germany	7-Cedrick Alley Jr.	6-Darius McNeill	3-Dhieu Deing Erik Czumbel	2-Jacob Germany Cedrick Alley Jr.
at Oklahoma	11/12/21	44-96	15-Dhieu Deing	5-Josh Farmer Phoenix Ford	3-Erik Czumbel	1-Cedrick Alley Jr. Jordan Ivy-Curry Josh Farmer Darius McNeill	1-Jacob Germany
TEX. A&M-COMMERCE	11/15/21	62-65	16-Dhieu Deing	12-Cedrick Alley Jr.	4-Jordan Ivy-Curry	2-Dhieu Deing Cedrick Alley Jr.	1-Lachlan Bofinger Jacob Germany Jordan Ivy-Curry
DENVER	11/16/21	78-64	27-Jordan Ivy-Curry	11-Lachlan Bofinger	3-Jacob Germany Erik Czumbel	3-Jordan Ivy-Curry	1-Cedrick Alley Jr. Lachlan Bofinger
IUPUI	11/17/21	60-57	20-Dhieu Deing	14-Cedrick Alley Jr.	4-Jordan Ivy-Curry	3-Dhieu Deing	1-Jacob Germany
A&M-CORPUS CHRISTI	11/21/21	58-77	21-Jordan Ivy-Curry	7-Dhieu Deing	3-Jordan Ivy-Curry Erik Czumbel	3-Jordan Ivy-Curry	1-Jacob Germany Erik Czumbel Cedrick Alley Jr. Dhieu Deing
LAMAR UNIVERSITY	11/24/21	79-73	26-Dhieu Deing	5-Lachlan Bofinger	4-Jordan Ivy-Curry	2-Jacob Germany	2-Lachlan Bofinger Christian Tucker
ST. MARY'S (TX)	11/29/21	75-65	27-Dhieu Deing	12-Cedrick Alley Jr.	4-Dhieu Deing	2-Dhieu Deing Jacob Germany	1-Jacob Germany Lachlan Bofinger Erik Czumbel
at Grand Canyon	12/02/21	71-74	24-Cedrick Alley Jr.	11-Cedrick Alley Jr.	2-Jordan Ivy-Curry Christian Tucker Erik Czumbel	2-Cedrick Alley Jr.	1-Cedrick Alley Jr.
vs Sam Houston State	12/11/21	78-73	26-Deing,Dhieu	8-Jacob Germany	3-Jordan Ivy-Curry	4-Cedrick Alley Jr.	3-Jacob Germany
UTRGV	12/17/21	50-68	16-Jacob Germany	9-Jacob Germany	4-Erik Czumbel	2-Dhieu Deing Cedrick Alley Jr.	2-Jacob Germany
at Illinois St.	12/21/21	64-81	17-Jacob Germany	7-Lamin Sabally	2-Christian Tucker Dhieu Deing Erik Czumbel	2-Lachlan Bofinger Christian Tucker	1-Jacob Germany
at UAB	01/01/22	59-87	26-Jacob Germany	10-Jacob Germany	2-Erik Czumbel Aleu Aleu	2-Dhieu Deing	1-Christian Tucker Jacob Germany Josh Farmer
DALLAS CHRISTIAN	01/03/22	101-48	17-Jordan Ivy-Curry	10-Lachlan Bofinger	6-Christian Tucker	2-Jordan Ivy-Curry Jacob Germany	2-Lamin Sabally Darius McNeill
SOUTHERN MISS.	01/06/22	73-74	23-Jordan Ivy-Curry	9-Jacob Germany	3-Cedrick Alley Jr.	3-Jacob Germany Cedrick Alley Jr.	None
LOUISIANA TECH	01/08/22	63-79	22-Jordan Ivy-Curry	13-Jacob Germany	3-Christian Tucker	2-Darius McNeill	1-Phoenix Ford
at Old Dominion	01/13/22	51-83	16-Erik Czumbel	7-Jacob Germany	4-Darius McNeill	1-Aleu Aleu Darius McNeill	1-Josh Farmer Lamin Sabally
at Charlotte	01/15/22	53-62	10-Christian Tucker	12-Lamin Sabally	2-Lachlan Bofinger Christian Tucker	2-Lachlan Bofinger	1-Christian Tucker Lamin Sabally Jacob Germany
at UTEP	01/20/22	64-69	21-Jacob Germany	10-Jacob Germany	8-Erik Czumbel	1-Isaiah Addo-Ankrah Jacob Germany	2-Erik Czumbel
UTEP	01/23/22	54-59	20-Darius McNeill	6-Phoenix Ford	3-Darius McNeill	1-Darius McNeill Isaiah Addo-Ankrah Josh Farmer Christian Tucker Erik Czumbel	1-Jacob Germany
FIU	01/27/22	73-66	23-Jacob Germany	11-Jacob Germany	5-Erik Czumbel	2-Dhieu Deing Darius McNeill	1-Jacob Germany Dhieu Deing Darius McNeill

PER 40-MINUTE AVERAGES

#	Player	min	fgm	fga	pct	3fgm	3fga	pct	ftm	fta	pct	oreb	dreb	treb	pf	a	to	blk	stl	pts
0	Cedrick Alley Jr.	40	4.8	14.1	.342	1.5	5.3	.291	2.3	3.4	.686	3.2	6.7	9.9	2.4	2.4	2.0	0.5	1.7	13.6
32	Isaiah Addo-Ankrah	40	2.9	10.3	.280	2.5	8.2	.300	1.2	1.2	1.000	1.2	4.5	5.8	1.6	0.4	1.2	0.4	0.8	9.5
02	Aleu Aleu	40	3.2	9.5	.333	1.3	4.5	.294	3.4	4.2	.813	2.6	3.7	6.4	4.0	2.1	3.7	0.0	0.8	11.1
11	Lachlan Bofinger	40	3.8	8.8	.429	0.0	0.8	.000	0.8	3.1	.273	5.2	7.3	12.4	2.8	2.7	1.7	0.8	1.1	8.4
10	Erik Czumbel	40	1.7	5.2	.328	0.2	1.9	.130	1.3	2.1	.615	0.3	3.6	3.9	3.6	3.8	1.2	0.4	0.6	5.0
03	Dhieu Deing	40	7.6	20.9	.361	3.2	10.9	.290	4.0	5.3	.750	2.1	5.8	8.0	2.0	1.8	2.9	0.3	2.0	22.2
04	Josh Farmer	40	3.8	11.8	.326	0.5	3.1	.167	1.8	2.8	.636	3.8	6.2	10.0	4.9	0.5	3.8	0.8	0.5	10.0
12	Phoenix Ford	40	3.1	6.9	.458	0.1	0.7	.200	0.7	2.6	.278	3.7	4.6	8.3	6.4	1.0	1.7	0.4	0.7	7.1
24	Jacob Germany	40	8.5	18.4	.465	0.1	0.7	.111	4.3	6.1	.714	4.2	6.1	10.3	2.7	0.9	3.0	1.3	0.9	21.5
21	Jordan Ivy-Curry	40	7.3	19.3	.380	3.3	8.8	.379	3.2	4.2	.778	1.0	2.8	3.8	1.6	3.0	3.2	0.2	1.6	21.3
13	Artan Jabbar	40	5.2	17.4	.300	1.7	12.2	.143	0.0	3.5	.000	0.0	3.5	3.5	3.5	5.2	1.7	0.0	0.0	12.2
01	Darius McNeill	40	4.5	10.6	.429	0.5	2.5	.200	2.2	2.6	.846	0.7	3.4	4.1	2.7	2.6	2.1	0.4	1.4	11.8
20	Lamin Sabally	40	3.3	10.3	.323	1.2	3.5	.333	1.0	1.5	.667	3.7	4.6	8.3	1.3	0.7	2.3	0.7	0.3	8.8
22	Christian Tucker	40	2.6	9.1	.288	0.4	3.0	.136	4.1	5.5	.750	0.5	3.8	4.4	3.6	3.2	3.3	0.7	1.1	9.8

GAME-BY-GAME COMPARISON

Opponent	1st	2nd	Score	Mar	Total FG	FG Pct	3-Pointers	3FG Pct	Free Throws	FT Pct	Rebounds	Assist	T/Over	Block	Steal	Fouls
TRINITY (TX)	49/30	48/36	97-66	+31	36-76/28-63	.474/.444	7-23/6-26	.304/.231	18-25/4-8	.720/.500	44/37 +7	24/17	8/20	5/1	12/1	13/18
Oklahoma	10/33	34/63	44-96	(52)	15-66/39-67	.227/.582	8-31/11-26	.258/.423	6-10/7-12	.600/.583	32/52 (20)	5/22	15/10	1/4	4/8	12/13
TEX. A&M-COMMERCE	31/29	31/36	62-65	(3)	25-62/21-47	.403/.447	3-17/5-19	.176/.263	9-19/18-31	.474/.581	41/35 +6	9/14	17/18	3/4	7/10	18/19
DENVER	42/35	36/29	78-64	+14	29-63/22-59	.460/.373	8-20/10-30	.400/.333	12-17/10-15	.706/.667	44/32 +12	10/14	9/11	2/4	4/3	14/13
IUPUI	28/33	32/24	60-57	+3	21-63/23-47	.333/.489	7-19/7-18	.368/.389	11-16/4-8	.688/.500	33/37 (4)	11/13	10/15	1/6	7/4	11/14
A&M-CORPUS CHRISTI	29/40	29/37	58-77	(19)	22-69/29-58	.319/.500	5-26/2-11	.192/.182	9-14/17-25	.643/.680	34/52 (18)	11/11	11/19	4/3	9/8	21/18
LAMAR UNIVERSITY	35/28	44/45	79-73	+6	25-53/26-62	.472/.419	6-20/6-21	.300/.286	23-28/15-24	.821/.625	31/40 (9)	14/12	12/13	5/2	5/6	18/21
ST. MARY'S (TX)	37/25	38/40	75-65	+10	24-59/25-72	.407/.347	4-14/5-26	.286/.192	23-34/10-18	.676/.556	52/38 +14	13/13	18/10	3/5	5/12	13/23
Grand Canyon	29/34	42/40	71-74	(3)	25-69/27-59	.362/.458	6-23/11-28	.261/.393	15-17/9-20	.882/.450	51/32 +19	8/15	13/8	1/3	3/8	22/16
Sam Houston State	42/24	36/49	78-73	+5	27-57/27-67	.474/.403	10-23/15-35	.435/.429	14-14/4-9	1000/.444	36/37 (1)	11/12	14/15	4/0	10/5	11/12
UTRGV	26/27	24/41	50-68	(18)	19-74/25-58	.257/.431	2-21/7-17	.095/.412	10-13/11-18	.769/.611	42/49 (7)	9/12	14/19	3/3	5/6	17/16
Illinois St.	28/39	36/42	64-81	(17)	25-66/33-60	.379/.550	3-20/9-23	.150/.391	11-19/6-12	.579/.500	36/40 (4)	9/21	10/15	1/2	7/7	18/23
UAB	31/49	28/38	59-87	(28)	22-63/32-65	.349/.492	2-15/10-21	.133/.476	13-19/13-17	.684/.765	33/45 (12)	8/16	12/9	3/2	4/9	14/16
DALLAS CHRISTIAN	55/12	46/36	101-48	+53	37-76/18-69	.487/.261	17-37/8-26	.459/.308	10-12/4-6	.833/.667	63/28 +35	21/14	21/19	9/2	7/11	10/16
SOUTHERN MISS.	32/32	41/42	73-74	(1)	24-63/28-57	.381/.491	8-20/6-20	.400/.300	17-25/12-18	.680/.667	40/36 +4	8/12	10/13	0/7	8/8	14/17
LOUISIANA TECH	26/40	37/39	63-79	(16)	25-59/30-62	.424/.484	5-17/14-28	.294/.500	8-15/5-12	.533/.417	41/32 +9	10/19	14/7	1/3	2/6	11/13
Old Dominion	21/33	30/50	51-83	(32)	19-49/34-55	.388/.618	1-13/7-16	.077/.438	12-21/8-15	.571/.533	27/33 (6)	8/19	11/6	2/1	2/8	14/17
Charlotte	22/34	31/28	53-62	(9)	20-68/17-49	.294/.347	2-16/8-25	.125/.320	11-17/20-24	.647/.833	48/36 +12	7/14	13/12	3/8	4/5	18/19
UTEP	38/27	26/42	64-69	(5)	26-59/23-58	.441/.397	4-13/10-28	.308/.357	8-16/13-15	.500/.867	41/32 +9	10/17	8/4	4/7	2/5	12/13
UTEP	20/30	34/29	54-59	(5)	20-58/21-52	.345/.404	2-12/8-20	.167/.400	12-19/9-12	.632/.750	38/35 +3	7/14	13/14	1/11	5/6	15/15
FIU	30/22	43/44	73-66	+7	26-66/26-63	.394/.413	7-24/9-28	.292/.321	14-19/5-10	.737/.500	45/37 +8	13/18	10/11	3/7	7/3	13/14

Note: Game totals are displayed in the format TEAM/OPPONENT for each category

C-USA 2020-21 RECAP

Week	Player of the Week (School)	Fresh of the Week
Week 1	Dyvion McKnight (WKU)	Tevin Brewer (FIU)
Week 2	Aly Khalifa (Charlotte)	Tae-fale Lenard Jr. (MT)
Week 3	Kenneth Lofton, Jr. (LAT)	Rashad Bolden (USM)
Week 4	Kenneth Lofton, Jr. (LAT)	Aly Khalifa (Charlotte)
Week 5	Taevion Kinsey (Marshall)	Denver Jones (FIU)
Week 6	Cameron Justice (WKU)	Kevin Kalu (UTEP)
Week 7	Jahmir Young (Charlotte)	Rashad Bolden (USM)
Week 8	Cobe Williams (LAT)	Aaron Scott (UNT)
Week 9	Carl Pierre (Rice)	Aaron Scott (UNT)
Week 10	Jordan Walker (UAB)	Tae-fale Lenard Jr. (MT)
Week 11	Jordan Walker (UAB)	Aaron Scott (UNT)

2020-21 C-USA PRESEASON POLL

1. UAB (8 first-place votes) – 190 points
2. Louisiana Tech (6) – 184 points
3. WKU – 162 points
4. Marshall – 147 points
5. Old Dominion – 130 points
6. North Texas – 124 points
7. Charlotte – 110 points
8. Rice – 104 points
9. Florida Atlantic – 84 points
10. UTEP – 82 points
11. UTSA – 48 points
12. Southern Miss – 42 points
13. FIU – 36 points
14. Middle Tennessee – 28 points

PRESEASON ALL-CONFERENCE TEAM

- Jahmir Young, Charlotte, JR, G
 Taevion Kinsey, Marshall, SR, G
 Kenneth Lofton, Jr. LA Tech, FR, F
 Josh Anderson, WKU, SR, G
 Quincy Olivari, Rice, SO, G
 Tyler Stevenson, Southern Miss, JR, F
 Tavin Lovan, UAB, JR, G
 Souley Boum, UTEP, R-JR, G
 Thomas Bell, North Texas, SR, F
 Kalu Ezikpe, Old Dominion, JR, F
 Isaiah Crawford, LA Tech, SO, F





1 • DARIUS McNEILL

6-3 • 185 • SENIOR - TR • GUARD

HOUSTON, TEXAS / WESTFIELD HS / CAL / SMU

As a Senior (2021-22)

- Made UTSA debut with 11 points and four rebounds, adding six assists and a steal in 29 minutes of the season opener vs. Trinity
- Played 30 minutes at Oklahoma with a steal and an assist
- Had consecutive six-point games in UTSA games vs. Texas A&M-Commerce and Denver
- Played five minutes in the first half in a win over Lamar before suffering an injury
- Bounced back after missing nearly a month due to injury, playing 14 minutes vs. UTRGV
- Logged nine minutes at Illinois State, banking in a free-throw line jumper, his first points in a month due to injury
- Had nine points in 18 minutes at UAB
- Had 13 points and nine rebounds in 17 minutes in a win over Dallas Christian
- Chipped in seven points in 17 minutes vs. Southern Miss
- Made first start since Nov. 21 on Jan. 13 at ODU
- Had the best game of his youthful UTSA career with 19 points - playing the full 40 minutes - at UTEP, connecting on 7 of 12 shots from the field
- Turned in 20 points on 7 of 15 shooting in the finale vs. UTEP, adding four rebounds and three assists

Season Highs

- Points**
20 vs. UTEP (1/23/22)
- Rebounds**
9 vs. Dallas Christian (1/3/22)
- Field Goals Made**
7, twice, last vs. UTEP (1/23/22)
- Field Goal Attempts**
15 vs. UTEP (1/23/22)
- 3-Pt Field Goals Made**
1, 4x, last at UTEP (1/20/22)
- 3-Pt Field Goal Attempts**
3, 3x, last vs. UTEP (1/23/22)
- Free Throws Made**
6 vs. UTEP (1/23/22)
- Free Throw Attempts**
7 vs. UTEP (1/23/22)
- Assists**
6 vs. Trinity (11/6/21)
- Steals**
2 vs. TAMU-CC (11/21/21)
- Blocked Shots**
2 vs. Dallas Christian (1/3/22)
- Minutes**
40 at UTEP (1/20/22)

Career Highs

- Points**
30 vs. Cal State Fullerton (12/16/17)
- Rebounds**
9 vs. Dallas Christian (1/3/22)
- Field Goals Made**
11 vs. Cal State Fullerton (12/16/17)
- Field Goal Attempts**
17 twice, last vs. Stanford (3/7/18)
- 3-Pt Field Goals Made**
6 vs. CSUN (11/28/17)
- 3-Pt Field Goal Attempts**
13 vs. San Jose State (12/21/18)
- Free Throws Made**
6, 4x, last vs. UTEP (1/23/22)
- Free Throws Attempt**
8 vs. Portland State (12/21/17)
- Assists**
6, twice, last vs. Trinity (11/9/21)
- Steals**
7 at UCLA (1/5/19)
- Blocked Shots**
2, twice, last vs. Arizona State (1/20/18)

McNeill's 2021-22 Game-by-Game

Opponent	Date	gs	min	Total		3-Pointers		Free throws		Rebounds				pf	a	t/o	blk	stl	pts	avg	
				fg-fga	pct	3fg-fga	pct	ft-fa	pct	off	def	tot	avg								
TRINITY (TX)	11/09/21	*	29	4-6	.667	1-2	.500	2-3	.667	1	3	4	4.0	4	6	2	0	1	11	11.0	
at Oklahoma	11/12/21	*	30	0-3	.000	0-1	.000	0-0	.000	0	2	2	3.0	0	1	2	0	1	0	5.5	
TEX. A&M-COMMERCE	11/15/21	*	21	2-3	.667	0-0	.000	2-2	1.000	0	0	0	2.0	1	1	0	0	6	5.7		
DENVER	11/16/21	*	28	2-7	.286	0-1	.000	2-2	1.000	0	2	2	2.0	1	2	0	0	6	5.8		
IUPUI	11/17/21	*	20	1-4	.250	1-2	.500	0-0	.000	0	1	1	1.8	1	0	0	0	3	5.2		
A&M-CORPUS CHRISTI	11/21/21	*	25	1-5	.200	0-3	.000	0-0	.000	0	0	0	1.5	4	1	2	0	2	4.7		
LAMAR UNIVERSITY	11/24/21		5	0-1	.000	0-1	.000	0-0	.000	0	1	1	1.4	2	0	0	0	0	4.0		
UTRGV	12/17/21		14	0-2	.000	0-1	.000	0-0	.000	0	0	0	1.3	4	0	1	1	1	0	3.5	
at Illinois St.	12/21/21		9	1-1	1.000	0-0	.000	0-0	.000	0	0	0	1.1	0	0	0	0	0	2	3.3	
at UAB	01/01/22		18	4-5	.800	0-1	.000	1-2	.500	0	1	1	1.1	0	1	1	0	1	9	3.9	
DALLAS CHRISTIAN	01/03/22		17	5-8	.625	1-3	.333	2-2	1.000	2	7	9	1.8	2	3	1	2	1	13	4.7	
SOUTHERN MISS.	01/06/22		17	3-7	.429	1-2	.500	0-0	.000	0	1	1	1.8	2	0	0	0	0	7	4.9	
LOUISIANA TECH	01/08/22		21	3-7	.429	0-1	.000	1-2	.500	0	4	4	1.9	1	1	2	0	2	7	5.1	
at Old Dominion	01/13/22	*	19	1-4	.250	0-0	.000	0-0	.000	0	0	0	1.8	0	4	2	0	1	2	4.9	
at Charlotte	01/15/22	*	25	3-9	.333	0-2	.000	0-0	.000	1	4	5	2.0	0	1	2	0	1	6	4.9	
at UTEP	01/20/22	*	40	7-12	.583	1-2	.500	4-4	1.000	1	4	5	2.2	1	1	1	0	0	19	5.8	
UTEP	01/23/22	*	36	7-15	.467	0-3	.000	6-7	.857	2	2	4	2.3	2	3	3	0	1	20	6.6	
FIU	01/27/22	*	22	1-6	.167	0-0	.000	2-2	1.000	0	2	2	2.3	2	1	2	1	2	4	6.5	
Totals			11	396	45-105	.429	5-25	200	22-26	.846	7	34	41	2.3	27	26	21	4	14	117	6.5

Games played: 18
Minutes/game: 22.0
Points/game: 6.5
FG Pct: 42.9
3FG Pct: 20.0
FT Pct: 84.6

Rebounds/game: 2.3
Assists/game: 1.4
Turnovers/game: 1.2
Assist/turnover ratio: 1.2
Steals/game: 0.8
Blocks/game: 0.2

McNeill's Career Stats

Season	gp-gs	min/avg	Total		3-Point		F-Throws		Rebounds				Scoring							
			fg-fga	pct	fg-fga	pct	ft-fa	pct	off	def	tot	avg	pf	fo	ast	to	blk	stl	pts	avg
2017-18*	32-30	1051/32.8	128-336	.381	67-190	.353	40-54	.741	10	84	94	2.9	76	2	70	70	6	39	363	11.3
2018-19*	31-28	1013/32.7	122-312	.391	66-189	.349	32-46	.696	7	37	44	1.4	69	0	28	34	2	46	342	11.0
2021-22	18-11	396/22.0	45-105	.429	5-25	.200	22-26	.846	7	34	41	2.3	27	0	26	21	4	14	117	6.5
TOTAL	18-11	396/22.0	45-105	.429	5-25	.200	22-26	.846	7	34	41	2.3	27	0	26	21	4	14	117	6.5
All*	81-69	2460/30.4	295-753	.392	138-404	.342	94-126	.746	24	155	179	2.2	172	2	124	125	12	99	822	10.1



2 • ALEU ALEU

6-8 • 180 • JUNIOR - TR • GUARD / FORWARD

AUSTIN, TEXAS / AUSTIN HS / TEMPLE CC

As a Junior (2021-22)

- Made NCAA debut with five minutes off the bench vs. Lamar, grabbing a rebound
- Logged three minutes as he returns from injury in a win over St. Mary's
- Went for his first four career points in a game at Grand Canyon, playing a career-long 11 minutes with three rebounds
- Had the best game of his youthful career in a win over Sam Houston at Houston's Toyota Center, playing 22 minutes, sinking a key corner 3-pointer, with three boards, two steals and two assists
- Missed the UTRGV and ISU games due to UTSA COVID-19 Health and Safety Protocols
- Made first career start at UAB, playing 26 minutes with six points, four rebounds and two assists
- Poured in 13 games on 5 of 7 shooting with five rebounds and two assists in 19 minutes in a win over Dallas Christian
- Had 11 points, seven rebounds and an assist in 23 minutes vs. Southern Miss
- Suffered a season-ending injury at Charlotte after hitting a 3-pointer

Season Highs

Points

13 vs. Dallas Christian (1/3/22)

Rebounds

7 vs. USM (1/6/22)

Field Goals Made

5 vs. Dallas Christian (1/3/22)

Field Goal Attempts

7 vs. Dallas Christian (1/3/22)

3-Pt Field Goals Made

2 vs. Dallas Christian (1/3/22)

3-Pt Field Goal Attempts

4 vs. Dallas Christian (1/3/22)

Free Throws Made

6 at UAB (1/1/22)

Free Throw Attempts

6 at UAB (1/1/22)

Assists

2, 3x, last vs. Dallas Christian (1/3/22)

Steals

2 vs. Sam Houston (12/11/21)

Blocked Shots

-

Minutes

26 at UAB (1/1/22)

Career Highs

Points

13 vs. Dallas Christian (1/3/22)

Rebounds

7 vs. USM (1/6/22)

Field Goals Made

5 vs. Dallas Christian (1/3/22)

Field Goal Attempts

7 vs. Dallas Christian (1/3/22)

3-Pt Field Goals Made

2 vs. Dallas Christian (1/3/22)

3-Pt Field Goal Attempts

4 vs. Dallas Christian (1/3/22)

Free Throws Made

6 at UAB (1/1/22)

Free Throw Attempts

6 at UAB (1/1/22)

Assists

2, 3x, last vs. Dallas Christian (1/3/22)

Steals

2 vs. Sam Houston (12/11/21)

Blocked Shots

-

Minutes

26 at UAB (1/1/22)

Aleu's 2021-22 Game-by-Game

Opponent	Date	gs	min	Total		3-Pointers		Free throws		Rebounds				pf	a	t/o	blk	stl	pts	avg
				fg-fga	pct	3fg-fga	pct	ft-fa	pct	off	def	tot	avg							
LAMAR UNIVERSITY	11/24/21	5		0-3	.000	0-2	.000	0-0	.000	0	1	1	1.0	0	0	1	0	0	0	0.0
ST. MARY'S (TX)	11/29/21	3		0-1	.000	0-1	.000	0-0	.000	0	0	0	0.5	0	0	1	0	0	0	0.0
at Grand Canyon	12/02/21	11		1-3	.333	0-0	.000	2-2	1.000	2	1	3	1.3	2	0	0	0	0	4	1.3
vs Sam Houston State	12/11/21	22		1-5	.200	1-3	.333	0-0	.000	1	2	3	1.8	3	2	0	0	2	3	1.8
at UAB	01/01/22	* 26		0-5	.000	0-1	.000	6-6	1.000	2	2	4	2.2	3	2	1	0	0	6	2.6
DALLAS CHRISTIAN	01/03/22	* 19		5-7	.714	2-4	.500	1-2	.500	2	3	5	2.7	2	2	3	0	0	13	4.3
SOUTHERN MISS.	01/06/22	* 23		4-9	.444	1-3	.333	2-2	1.000	2	5	7	3.3	1	1	4	0	0	11	5.3
LOUISIANA TECH	01/08/22	* 19		0-1	.000	0-1	.000	0-0	.000	0	0	0	2.9	2	1	1	0	0	0	4.6
at Old Dominion	01/13/22	20		0-1	.000	0-1	.000	2-4	.500	1	0	1	2.7	2	0	2	0	1	2	4.3
at Charlotte	01/15/22	3		1-1	1.000	1-1	1.000	0-0	.000	0	0	0	2.4	0	0	1	0	0	3	4.2
Totals		4	151	12-36	.333	5-17	.294	13-16	.813	10	14	24	2.4	15	8	14	0	3	42	4.2

Games played: 10
 Minutes/game: 15.1
 Points/game: 4.2
 FG Pct: 33.3
 3FG Pct: 29.4
 FT Pct: 81.3

Rebounds/game: 2.4
 Assists/game: 0.8
 Turnovers/game: 1.4
 Assist/turnover ratio: 0.6
 Steals/game: 0.3

Aleu's Career Stats

Season	gp-gs	min/avg	Total		3-Point		F-Throws		Rebounds				pf	fo	ast	to	blk	stl	Scoring	
			fg-fga	pct	fg-fga	pct	ft-fa	pct	off	def	tot	avg							pts	avg
2021-22	10-4	151/15.1	12-36	.333	5-17	.294	13-16	.813	10	14	24	2.4	15	0	8	14	0	3	42	4.2
TOTAL	10-4	151/15.1	12-36	.333	5-17	.294	13-16	.813	10	14	24	2.4	15	0	8	14	0	3	42	4.2



3 • DHEIU DEING

6-5 • 175 • JUNIOR - TR • GUARD

HIGH POINT, N.C. / HIGH POINT CENTRAL HS / USK AIKEN / DODGE CITY [KAN.] CC

As a Junior (2021-22)

- Made UTSA debut with 13 points, five rebounds, four assists and three steals in 23 minutes of the season opener vs. Trinity, splashing three 3-pointers
- Led the team with 15 points at Oklahoma, splashing five 3-pointers in 12 attempts
- Had 16 points and nine boards vs. Texas A&M-Commerce
- Went for 11 points and eight rebounds vs. Denver
- Had a career-high and game-best 20 points with five rebounds in a win over IUPUI, scoring seven straight points during a 9-0 run to close the game and 11 of UTSA's 16-3 run to finish off a comeback win, including the go-ahead free throws
- Went for 11 points and seven rebounds vs. Texas A&M-Corpus Christi
- Had a career-high 26 points, three assists and three rebounds in a win over Lamar, going 7 of 7 from the free-throw line
- Splashed 27 points with 11 rebounds for his first career double-double in a win over St. Mary's
- Had 11 points, four rebounds and an assist at Grand Canyon, going 5 of 13 from the field and 1 of 6 at Grand Canyon
- Poured in a game-high 26 points on 8 of 18 shooting and 4 of 10 from deep, adding a 6 of 6 mark from the line in a win over Sam Houston in Houston's Toyota Center, adding three boards, two steals and one assist in 32 minutes
- Had seven points and eight boards in a loss to UTRGV
- Collected 14 points, five rebounds and two assists in 34 minutes at Illinois State
- Returned to action after a seven game absence to go for 19 points - including 15 in the second half - in 26 minutes, adding four rebounds in a win over FIU

Season Highs

- Points**
27 vs. St. Mary's (11/29/21)
- Rebounds**
11 vs. St. Mary's (11/29/21)
- Field Goals Made**
9 vs. St. Mary's (11/29/21)
- Field Goal Attempts**
19 vs. TAMU-Commerce (11/15/21)
- 3-Pt Field Goals Made**
5 at Oklahoma (11/12/21)
- 3-Pt Field Goal Attempts**
12 at Oklahoma (11/12/21)
- Free Throws Made**
7 vs. Lamar (11/24/21)
- Free Throw Attempts**
9 vs. St. Mary's (11/29/21)
- Assists**
4, twice, last vs. St. Mary's (11/29/21)
- Steals**
3, twice, last vs. IUPUI (11/17/21)
- Blocked Shots**
1, twice, last vs. TAMU-CC (11/21/21)
- Minutes**
34 at Illinois State (12/21/21)

Career Highs

- Points**
27 vs. St. Mary's (11/29/21)
- Rebounds**
11 vs. St. Mary's (11/29/21)
- Field Goals Made**
9 vs. St. Mary's (11/29/21)
- Field Goal Attempts**
19 vs. TAMU-Commerce (11/15/21)
- 3-Pt Field Goals Made**
5 at Oklahoma (11/12/21)
- 3-Pt Field Goal Attempts**
12 at Oklahoma (11/12/21)
- Free Throws Made**
7 vs. Lamar (11/24/21)
- Free Throw Attempts**
9 vs. St. Mary's (11/29/21)
- Assists**
4, twice, last vs. St. Mary's (11/29/21)
- Steals**
3, twice, last vs. IUPUI (11/17/21)
- Blocked Shots**
1, twice, last vs. TAMU-CC (11/21/21)
- Minutes**
34 at Illinois State (12/21/21)

Deing's 2021-22 Game-by-Game

Opponent	Date	gs	min	Total		3-Pointers		Free throws		Rebounds				pf	a	t/o	blk	stl	pts	avg	
				fg-fga	pct	3fg-fga	pct	ft-fa	pct	off	def	tot	avg								
TRINITY (TX)	11/09/21	*	23	4-7	.571	3-6	.500	2-3	.667	0	5	5	5.0	2	4	1	1	3	13	13.0	
at Oklahoma	11/12/21	*	26	5-15	.333	5-12	.417	0-0	.000	1	2	3	4.0	1	0	2	0	0	15	14.0	
TEX. A&M-COMMERCE	11/15/21	*	32	6-19	.316	2-10	.200	2-2	1.000	3	6	9	5.7	2	0	2	0	2	16	14.7	
DENVER	11/16/21	*	23	4-9	.444	2-4	.500	1-3	.333	2	6	8	6.3	2	0	2	0	0	11	13.8	
IUPUI	11/17/21	*	27	7-17	.412	2-6	.333	4-6	.667	3	2	5	6.0	0	1	0	0	3	20	15.0	
A&M-CORPUS CHRISTI	11/21/21	*	26	4-17	.235	1-10	.100	2-4	.500	3	4	7	6.2	0	1	2	1	1	11	14.3	
LAMAR UNIVERSITY	11/24/21	*	34	8-14	.571	3-7	.429	7-7	1.000	1	2	3	5.7	1	3	1	0	0	26	16.0	
ST. MARY'S (TX)	11/29/21	*	35	9-18	.500	3-9	.333	6-9	.667	2	9	11	6.4	1	4	3	0	2	27	17.4	
at Grand Canyon	12/02/21	*	26	5-13	.385	1-6	.167	0-0	.000	0	4	4	6.1	4	1	3	0	0	11	16.7	
vs Sam Houston State	12/11/21	*	32	8-18	.444	4-10	.400	6-6	1.000	0	3	3	5.8	2	1	3	0	2	26	17.6	
UTRGV	12/17/21	*	27	3-18	.167	0-8	.000	1-2	.500	3	5	8	6.0	2	1	4	0	2	7	16.6	
at Illinois St.	12/21/21	*	34	5-16	.313	2-8	.250	2-2	1.000	1	4	5	5.9	0	2	2	0	1	14	16.4	
at UAB	01/01/22	*	21	0-11	.000	0-4	.000	2-2	1.000	1	2	3	5.7	0	0	2	0	2	2	15.3	
FIU	01/27/22		26	6-13	.462	3-7	.429	4-6	.667	1	3	4	5.6	3	0	1	1	2	19	15.6	
Totals			13	392	74-205	.361	31-107	.290	39-52	.750	21	57	78	5.6	20	18	28	3	20	218	15.6

Games played: 14
 Minutes/game: 28.0
 Points/game: 15.6
 FG Pct: 36.1
 3FG Pct: 29.0
 FT Pct: 75.0

Rebounds/game: 5.6
 Assists/game: 1.3
 Turnovers/game: 2.0
 Assist/turnover ratio: 0.6
 Steals/game: 1.4
 Blocks/game: 0.2

Deing's Career Stats

Season	gp-gs	min/avg	Total		3-Point		F-Throws		Rebounds				pf	fo	ast	to	blk	stl	Scoring	
			fg-fga	pct	fg-fga	pct	ft-fa	pct	off	def	tot	avg							pts	avg
2021-22	14-13	392/28.0	74-205	.361	31-107	.290	39-52	.750	21	57	78	5.6	20	0	18	28	3	20	218	15.6
TOTAL	14-13	392/28.0	74-205	.361	31-107	.290	39-52	.750	21	57	78	5.6	20	0	18	28	3	20	218	15.6



4 • JOSH FARMER

6-9 • 195 • FRESHMAN - HS • FOWARD

HOUSTON, TEXAS / SHARPSTOWN HS

As a Freshman (2021-22)

- Made collegiate debut with six points, five rebounds and three buckets made in 16 minutes vs. Trinity
- Had five points and a team-leading five rebounds in 16 minutes at Oklahoma, making his first career 3-pointer
- Played three minutes in a comeback win over IUPUI
- Played nine minutes with four points vs. Texas A&M-Corpus Christi
- Logged five minutes for a short-handed squad vs. UTRGV
- Played a career-high tying 16 minutes at Illinois State with four points, three rebounds and eight shots attempted
- Had a career high seven points and nine rebounds in 22 minutes vs. Dallas Christian
- Missed UTSA's game at UTEP for UTSA COVID-19 Health & Safety Protocols
- Returned to the court after missing the road game at UTEP for COVID-19 protocols

Season Highs

- Points**
7 vs. Dallas Christian (1/3/22)
- Rebounds**
9 vs. Dallas Christian (1/3/22)
- Field Goals Made**
3, twice, last vs. Dallas Christian (1/3/22)
- Field Goal Attempts**
8 at ISU (12/21/21)
- 3-Pt Field Goals Made**
1, twice, last vs. Dallas Christian (1/3/22)
- 3-Pt Field Goal Attempts**
3 at ISU (12/21/21)
- Free Throws Made**
2, 3x, last vs. St. Mary's (11/29/21)
- Free Throw Attempts**
4 vs. TAMU-CC (11/21/21)
- Assists**
1, twice, last vs. St. Mary's (11/29/21)
- Steals**
1 at Oklahoma (11/12/21)
- Blocked Shots**
1, 3x, last at ODU (1/13/22)
- Minutes**
22 vs. Dallas Christian (1/3/22)

Career Highs

- Points**
7 vs. Dallas Christian (1/3/22)
- Rebounds**
9 vs. Dallas Christian (1/3/22)
- Field Goals Made**
3, twice, last vs. Dallas Christian (1/3/22)
- Field Goal Attempts**
8 at ISU (12/21/21)
- 3-Pt Field Goals Made**
1, twice, last vs. Dallas Christian (1/3/22)
- 3-Pt Field Goal Attempts**
3 at ISU (12/21/21)
- Free Throws Made**
2, 3x, last vs. St. Mary's (11/29/21)
- Free Throw Attempts**
4 vs. TAMU-CC (11/21/21)
- Assists**
1, twice, last vs. St. Mary's (11/29/21)
- Steals**
1 at Oklahoma (11/12/21)
- Blocked Shots**
1, 3x, last at ODU (1/13/22)
- Minutes**
22 vs. Dallas Christian (1/3/22)

Farmer's 2021-22 Game-by-Game

Opponent	Date	gs	min	Total		3-Pointers		Free throws		Rebounds				pf	a	t/o	blk	stl	pts	avg
				fg-fga	pct	3fg-fga	pct	ft-fga	pct	off	def	tot	avg							
TRINITY (TX)	11/09/21	16	3-6	.500	0-1	.000	0-0	.000	3	2	5	5.0	1	0	0	0	0	0	6	6.0
at Oklahoma	11/12/21	16	1-5	.200	1-2	.500	2-2	1.000	2	3	5	5.0	1	0	4	0	1	5	5.5	
IUPUI	11/17/21	3	0-0	.000	0-0	.000	0-0	.000	0	1	1	3.7	0	0	0	0	0	0	3.7	
A&M-CORPUS CHRISTI	11/21/21	9	1-2	.500	0-1	.000	2-4	.500	0	2	2	3.3	0	0	0	0	0	4	3.8	
LAMAR UNIVERSITY	11/24/21	8	0-1	.000	0-0	.000	0-0	.000	0	2	2	3.0	0	1	0	0	0	0	3.0	
ST. MARY'S (TX)	11/29/21	6	0-0	.000	0-0	.000	2-3	.667	0	2	2	2.8	0	1	0	0	0	2	2.8	
at Grand Canyon	12/02/21	4	0-3	.000	0-1	.000	0-0	.000	2	0	2	2.7	2	0	1	0	0	0	2.4	
UTRGV	12/17/21	5	0-2	.000	0-0	.000	0-0	.000	1	1	2	2.6	1	0	1	0	0	0	2.1	
at Illinois St.	12/21/21	16	2-8	.250	0-3	.000	0-0	.000	3	0	3	2.7	2	0	0	0	0	4	2.3	
at UAB	01/01/22	13	0-2	.000	0-1	.000	0-0	.000	0	1	1	2.5	2	0	1	1	0	0	2.1	
DALLAS CHRISTIAN	01/03/22	22	3-6	.500	1-1	1.000	0-0	.000	4	5	9	3.1	2	0	5	1	0	7	2.5	
at Old Dominion	01/13/22	11	2-5	.400	0-2	.000	0-0	.000	0	2	2	3.0	2	0	0	1	0	4	2.7	
at Charlotte	01/15/22	17	1-3	.333	0-0	.000	1-2	.500	0	2	2	2.9	5	0	2	0	0	3	2.7	
UTEP	01/23/22	10	2-3	.667	0-0	.000	0-0	.000	0	1	1	2.8	1	0	1	0	1	4	2.8	
Totals		0	156	15-46	.326	2-12	.167	7-11	.636	15	24	39	2.8	19	2	15	3	2	39	2.8

Games played: 14
Minutes/game: 11.1
Points/game: 2.8
FG Pct: 32.6
3FG Pct: 16.7
FT Pct: 63.6

Rebounds/game: 2.8
Assists/game: 0.1
Turnovers/game: 1.1
Assist/turnover ratio: 0.1
Steals/game: 0.1
Blocks/game: 0.2

Farmer's Career Stats

Season	gp-gs	min/avg	Total		3-Point		F-Throws		Rebounds				Scoring							
			fg-fga	pct	fg-fga	pct	ft-fga	pct	off	def	tot	avg	pf	fo	ast	to	blk	stl	pts	avg
2021-22	14-0	156/11.1	15-46	.326	2-12	.167	7-11	.636	15	24	39	2.8	19	1	2	15	3	2	39	2.8
TOTAL	14-0	156/11.1	15-46	.326	2-12	.167	7-11	.636	15	24	39	2.8	19	1	2	15	3	2	39	2.8



5 • AZAVIER JOHNSON

6-5 • 205 • FRESHMAN - HS • GUARD

LAS VEGAS, NEV. / FAITH LUTHERAN HS

As a Freshman (2021-22)

- Has not seen game action

Season Highs

Points

Rebounds

Field Goals Made

Field Goal Attempts

3-Pt Field Goals Made

3-Pt Field Goal Attempts

Free Throws Made

Free Throw Attempts

Assists

Steals

Blocked Shots

Minutes

Johnson's 2021-22 Game-by-Game

--

Career Highs

Points

Rebounds

Field Goals Made

Field Goal Attempts

3-Pt Field Goals Made

3-Pt Field Goal Attempts

Free Throws Made

Free Throw Attempts

Assists

Steals

Blocked Shots

Minutes

Johnson's Career Stats

--



10 • ERIK CZUMBEL

6-3 • 200 • JUNIOR-2L • GUARD

VERONA, ITALY / LICEO LEONARDO DA VINCI

As a Junior (2021-22)

- Played 17 minutes off the bench in a season-opening win over Trinity, with three points, three steals and three assists
- Logged 27 minutes off the bench at Oklahoma
- Played a season-high 30 minutes in a win over Denver, with four points, three assists and three rebounds
- Had his fourth three-assist game in 21 minutes vs. Texas A&M-Corpus Christi
- Played 29 minutes with two points and three boards in a win over St. Mary's
- Grabbed five rebounds at Grand Canyon
- Played 11 minutes in a win over Sam Houston as he returned to action after missing practice during the week with non-COVID illness
- Went a season-high 31 minutes in his first start of the year vs. UTRGV
- Made second straight start with 23 minutes at ISU
- Sank his first 3-pointer of the year vs. Dallas Christian
- Had the most productive game of his career at ODU, setting career highs in points (16), field goals (seven), field-goals made (11) and minutes (32)
- Played a career-high 40 minutes for a shorthanded UTSA roster at UTEP, dishing out a career high eight assists and grabbing six rebounds
- Drilled a key 3-pointer to help UTSA rally from behind to beat FIU

Season Highs

- Points**
16 at ODU (1/13/22)
- Rebounds**
6 at UTEP (1/20/22)
- Field Goals Made**
7 at ODU (1/13/22)
- Field Goal Attempts**
11 at ODU (1/13/22)
- 3-Pt Field Goals Made**
1, twice, last at ODU (1/13/22)
- 3-Pt Field Goal Attempts**
5 at ODU (1/13/22)
- Free Throws Made**
6 at Charlotte (1/15/22)
- Free Throw Attempts**
6 at Charlotte (1/15/22)
- Assists**
8 at UTEP (1/20/22)
- Steals**
3 vs. Trinity (11/9/21)
- Blocked Shots**
1, twice, last vs. St. Mary's (11/29/21)
- Minutes**
40 at UTEP (1/20/22)

Career Highs

- Points**
16 at ODU (1/13/22)
- Rebounds**
6, 3x, last at UTEP (1/20/22)
- Field Goals Made**
7 at ODU (1/13/22)
- Field Goal Attempts**
11 at ODU (1/13/22)
- 3-Pt Field Goals Made**
3, 7x
- 3-Pt Field Goal Attempts**
7 vs. FAU (2/13/21)
- Free Throws Made**
7 vs. Lamar (12/22/20)
- Free Throw Attempts**
9 vs. Lamar (12/22/20)
- Assists**
8 at UTEP (1/20/22)
- Steals**
4 at FIU (2/6/21)
- Blocked Shots**
1, 6x, last vs. St. Mary's (11/29/21)

Czumbel's 2020-21 Game-by-Game

Opponent	Date	gs	min	Total		3-Pointers		Free throws		Rebounds			pf	a	t/o	blk	stl	pts	avg	
				fg-fga	pct	3fg-fga	pct	ft-fa	pct	off	def	tot								avg
TRINITY (TX)	11/09/21	17	1-3	.333	0-0	.000	1-2	.500	0	1	1	1.0	2	3	0	0	3	3	3.0	
at Oklahoma	11/12/21	27	1-4	.250	0-2	.000	0-1	.000	1	2	1.5	2	3	1	0	0	2	2.5		
TEX. A&M-COMMERCE	11/15/21	23	1-3	.333	0-0	.000	0-1	.000	1	4	5	2.7	2	2	2	0	0	2	2.3	
DENVER	11/16/21	30	1-4	.250	0-2	.000	2-2	1.000	0	3	3	2.8	1	3	0	0	0	4	2.8	
IUPUI	11/17/21	27	0-1	.000	0-0	.000	0-0	.000	0	1	1	2.4	2	0	1	0	0	0	2.2	
A&M-CORPUS CHRISTI	11/21/21	21	0-2	.000	0-2	.000	0-0	.000	0	3	3	2.5	2	3	0	1	0	0	1.8	
LAMAR UNIVERSITY	11/24/21	12	1-1	1.000	0-0	.000	1-3	.333	0	0	0	2.1	4	0	2	0	0	3	2.0	
ST. MARY'S (TX)	11/29/21	29	0-3	.000	0-1	.000	2-2	1.000	2	1	3	2.3	0	1	2	1	0	2	2.0	
at Grand Canyon	12/02/21	24	0-1	.000	0-0	.000	0-0	.000	0	5	5	2.6	4	2	0	0	0	1	1.8	
vs Sam Houston State	12/11/21	11	0-0	.000	0-0	.000	0-0	.000	0	1	1	2.4	1	1	0	0	0	0	1.6	
UTRGV	12/17/21	* 31	1-5	.200	0-1	.000	0-0	.000	0	1	1	2.3	1	4	0	0	0	2	1.6	
at Illinois St.	12/21/21	* 23	2-5	.400	0-2	.000	0-0	.000	0	2	2	2.3	3	2	1	0	1	4	1.8	
at UAB	01/01/22	11	0-0	.000	0-0	.000	0-0	.000	0	0	0	2.1	0	2	1	0	0	0	1.7	
DALLAS CHRISTIAN	01/03/22	13	1-2	.500	1-2	.500	0-0	.000	0	2	2	2.1	1	2	0	1	1	3	1.8	
SOUTHERN MISS.	01/06/22	25	1-1	1.000	0-0	.000	1-2	.500	0	2	2	2.1	3	1	0	0	0	3	1.9	
LOUISIANA TECH	01/08/22	14	0-1	.000	0-0	.000	0-0	.000	0	2	2	2.1	0	1	0	0	0	0	1.8	
at Old Dominion	01/13/22	32	7-11	.636	1-5	.200	1-3	.333	0	2	2	2.1	2	1	0	0	0	16	2.6	
at Charlotte	01/15/22	30	0-4	.000	0-2	.000	6-6	1.000	0	3	3	2.1	4	1	0	0	0	6	2.8	
at UTEP	01/20/22	* 40	1-5	.200	0-1	.000	0-0	.000	0	6	6	2.3	3	8	1	2	2	2	2.7	
UTEP	01/23/22	* 26	1-3	.333	0-1	.000	1-2	.500	0	2	2	2.3	4	1	2	0	1	3	2.8	
FIU	01/27/22	* 24	2-5	.400	1-2	.500	1-2	.500	0	2	2	2.3	3	5	2	0	1	6	2.9	
Totals		5	490	21-64	.328	3-23	.130	16-26	.615	4	44	48	2.3	44	46	15	5	7	61	2.9

Games played: 21
Minutes/game: 23.3
Points/game: 2.9
FG Pct: 32.8
3FG Pct: 13.0
FT Pct: 61.5

Rebounds/game: 2.3
Assists/game: 2.2
Turnovers/game: 0.7
Assist/turnover ratio: 3.1
Steals/game: 0.3
Blocks/game: 0.2

Czumbel's Career Stats

Season	gp-gs	min/avg	Total		3-Point		F-Throws		Rebounds				Scoring							
			fg-fga	pct	fg-fga	pct	ft-fa	pct	off	def	tot	avg	pf	fo	ast	to	blk	stl	pts	avg
2019-20	32-24	708/22.1	44-116	.379	30-82	.366	15-17	.882	4	54	58	1.8	78	2	47	40	3	15	133	4.2
2020-21	25-7	566/22.6	30-77	.390	20-52	.385	23-29	.793	4	45	49	2.0	55	2	44	19	1	14	103	4.1
2021-22	21-5	490/23.3	21-64	.328	3-23	.130	16-26	.615	4	44	48	2.3	44	0	46	15	5	7	61	2.9
TOTAL	78-36	1764/22.6	95-257	.370	53-157	.338	54-72	.750	12	143	155	2.0	177	4	137	74	9	36	297	3.8



11 • LACHLAN BOFINGER

6-6 • 220 • SOPHOMORE - 1L • FORWARD

SYDNEY, AUSTRALIA / MONTEVERDE ACADEMY [FLA.]

As a Sophomore (2021-22)

- Had six points, six rebounds and three assists in the season opener vs. Trinity
- Logged eight minutes at Oklahoma
- Grabbed 11 rebounds in 14 minutes vs. Denver, including a key chase-down block late in the game that was highlighted by Coach Steve Henson as a game-changing play
- Swatted two shots in a win over Lamar with four points and five rebounds in 13 minutes
- Had a strong second-half stretch before rolling his ankle in a win over St. Mary's, scoring eight points with three rebounds
- Made first career start vs. UTRGV, logging 16 minutes with three boards
- Grabbed a team-leading 10 rebounds in a win over Dallas Christian
- Had five rebounds and six points at ODU
- Grabbed nine rebounds in 22 minutes at Charlotte
- Had eight rebounds in 11 minutes vs. FIU

Season Highs

Points

8 vs. St. Mary's (11/29/21)

Rebounds

11 vs. Denver (11/16/21)

Field Goals Made

4 vs. St. Mary's (11/29/21)

Field Goal Attempts

8 vs. Trinity (11/9/21)

3-Pt Field Goals Made

-

3-Pt Field Goal Attempts

2 vs. Trinity (11/9/21)

Free Throws Made

2 at ODU (1/13/22)

Free Throw Attempts

6 at ODU (1/13/22)

Assists

3, twice, last vs. FIU (1/27/22)

Steals

2, 3x, last at Charlotte (1/15/22)

Blocked Shots

2 vs. Lamar (11/24/21)

Minutes

27 at UTEP (1/20/22)

Career Highs

Points

14 vs. SW Adventist (3/4/21)

Rebounds

14 vs. SW Adventist (3/4/21)

Field Goals Made

7 vs. SW Adventist (3/4/21)

Field Goal Attempts

11 vs. SW Adventist (3/4/21)

3-Pt Field Goals Made

-

3-Pt Field Goal Attempts

2 vs. Trinity (11/9/21)

Free Throws Made

2, twice, last at ODU (1/13/22)

Free Throw Attempts

6 at ODU (1/13/22)

Assists

3, 3x, last vs. FIU (1/27/22)

Steals

3 vs. SW Adventist (3/4/21)

Blocked Shots

2, 3x, last vs. Lamar (11/24/21)

Bofinger's 2021-22 Game-by-Game

Opponent	Date	gs	min	Total		3-Pointers		Free throws		Rebounds				pf	a	t/o	blk	stl	pts	avg
				fg-fga	pct	3fg-fga	pct	ft-fa	pct	off	def	tot	avg							
TRINITY (TX)	11/09/21	15	3-8	.375	0-2	.000	0-0	.000	3	3	6	6.0	0	3	1	0	1	6	6.0	
at Oklahoma	11/12/21	8	1-4	.250	0-1	.000	0-0	.000	1	2	3	4.5	1	0	0	0	0	2	4.0	
TEX. A&M-COMMERCE	11/15/21	8	1-2	.500	0-0	.000	0-0	.000	0	0	0	3.0	0	0	1	1	0	2	3.3	
DENVER	11/16/21	14	1-1	1.000	0-0	.000	0-0	.000	1	10	11	5.0	1	0	1	1	0	2	3.0	
IUPUI	11/17/21	14	1-4	.250	0-0	.000	1-2	.500	1	0	1	4.2	1	1	1	0	2	3	3.0	
A&M-CORPUS CHRISTI	11/21/21	6	1-3	.333	0-0	.000	0-0	.000	2	1	3	4.0	4	0	1	0	0	2	2.8	
LAMAR UNIVERSITY	11/24/21	13	2-4	.500	0-1	.000	0-0	.000	2	3	5	4.1	0	1	2	2	0	4	3.0	
ST. MARY'S (TX)	11/29/21	13	4-6	.667	0-0	.000	0-0	.000	3	0	3	4.0	0	1	0	1	0	8	3.6	
at Grand Canyon	12/02/21	2	0-0	.000	0-0	.000	0-0	.000	0	0	0	3.6	0	0	1	0	0	0	3.2	
vs Sam Houston State	12/11/21	5	0-0	.000	0-0	.000	0-0	.000	0	2	2	3.4	0	1	0	0	0	0	2.9	
UTRGV	12/17/21	* 16	0-2	.000	0-1	.000	0-0	.000	2	1	3	3.4	2	1	0	0	0	0	2.6	
at Illinois St.	12/21/21	10	1-1	1.000	0-0	.000	0-1	.000	2	0	2	3.3	2	1	0	0	2	2	2.6	
at UAB	01/01/22	15	1-1	1.000	0-0	.000	1-3	.333	1	3	4	3.3	2	1	0	0	1	3	2.6	
DALLAS CHRISTIAN	01/03/22	* 23	3-4	.750	0-0	.000	0-0	.000	6	4	10	3.8	0	2	0	0	0	6	2.9	
SOUTHERN MISS.	01/06/22	11	0-0	.000	0-0	.000	0-1	.000	0	3	3	3.7	1	1	0	0	0	0	2.7	
LOUISIANA TECH	01/08/22	19	1-1	1.000	0-0	.000	0-0	.000	1	2	3	3.7	1	1	1	0	0	2	2.6	
at Old Dominion	01/13/22	* 21	2-4	.500	0-1	.000	2-6	.333	2	3	5	3.8	0	0	1	0	0	6	2.8	
at Charlotte	01/15/22	* 22	3-11	.273	0-0	.000	0-3	.000	6	3	9	4.1	0	2	1	0	2	6	3.0	
at UTEP	01/20/22	* 27	0-1	.000	0-0	.000	0-2	.000	1	3	4	4.1	4	0	0	1	0	0	2.8	
UTEP	01/23/22	13	2-6	.333	0-0	.000	2-4	.500	1	3	4	4.1	1	0	1	0	0	6	3.0	
FIU	01/27/22	11	0-0	.000	0-0	.000	0-0	.000	2	6	8	4.2	0	3	0	0	0	0	2.9	
Totals		5	286	27-63	.429	0-6	6-22	.273	37	52	89	4.2	20	19	12	6	8	60	2.9	

Games played: 21
 Minutes/game: 13.6
 Points/game: 2.9
 FG Pct: 42.9
 3FG Pct: 0.0
 FT Pct: 27.3

Rebounds/game: 4.2
 Assists/game: 0.9
 Turnovers/game: 0.6
 Assist/turnover ratio: 1.6
 Steals/game: 0.4
 Blocks/game: 0.3

Bofinger's Career Stats

Season	gp-gs	min/avg	Total		3-Point		F-Throws		Rebounds				Scoring							
			fg-fga	pct	fg-fga	pct	ft-fa	pct	off	def	tot	avg	pf	fo	ast	to	blk	stl	pts	avg
2020-21	17-0	168/9.9	26-50	.520	0-3	.000	2-4	.500	19	35	54	3.2	20	1	10	11	7	11	54	3.2
2021-22	21-5	286/13.6	27-63	.429	0-6	.000	6-22	.273	37	52	89	4.2	20	0	19	12	6	8	60	2.9
TOTAL	38-5	454/11.9	53-113	.469	0-9	.000	8-26	.308	56	87	143	3.8	40	1	29	23	13	19	114	3.0

12 • PHOENIX FORD

6-8 • 225 • R-SENIOR - 2L • FORWARD

ST. PETERSBURG, FLA. / ST. PETERSBURG HS / RICHMOND / MISS. GULF COAST



As a Senior (2021-22)

- Grabbed three rebounds and had four points in a win over Trinity in the season opener
- Had five rebounds at Oklahoma in 11 minutes
- Played 14 minutes in outings vs. Texas A&M-Commerce and IUPUI
- Logged 20 minutes with three boards and two points vs. Texas A&M-Corpus Christi
- Sank his first career 3-point attempt in a win over Lamar, going for five points and three rebounds in 18 minutes
- Played 21 minutes with three points and six boards in a win over St. Mary's
- Missed UTSA's games at Illinois State due to the birth of his first child and missed games vs. UAB and Dallas Christian due to COVID-19 protocols
- Returned to action with 10 minutes and two boards vs. Southern Miss
- Set new career highs in minutes (25), points (11), field goals (five) and field-goal attempts (eight) at UTEP
- Had six points and six rebounds vs. UTEP in the finale, making his first start of the year

Season Highs

Points
11 at UTEP (1/20/22)

Rebounds
6, twice, last vs. UTEP (1/23/22)

Field Goals Made
5 at UTEP (1/20/22)

Field Goal Attempts
8 at UTEP (1/20/22)

3-Pt Field Goals Made
1 vs. Lamar (11/24/21)

3-Pt Field Goal Attempts
1, 3x, last at Charlotte (1/15/22)

Free Throws Made
2 vs. Trinity (11/9/21)

Free Throw Attempts
4, twice, last vs. St. Mary's (11/29/21)

Assists
2 vs. Lamar (11/24/21)

Steals
1, 3x, last vs. Lamar (11/24/21)

Blocked Shots
1, twice, last vs. Sam Houston (12/11/21)

Minutes
25 at UTEP (1/20/22)

Ford's 2021-22 Game-by-Game

Opponent	Date	gs	min	Total		3-Pointers		Free throws		Rebounds				pf	a	t/o	blk	stl	pts	avg
				fg-fga	pct	3fg-fga	pct	ft-fa	pct	off	def	tot	avg							
TRINITY (TX)	11/09/21	14	1-2	.500	0-0	.000	2-4	.500	3	0	3	3.0	0	1	0	0	1	4	4.0	
at Oklahoma	11/12/21	11	0-1	.000	0-0	.000	0-2	.000	3	2	5	4.0	3	1	1	0	0	0	2.0	
TEX. A&M-COMMERCE	11/15/21	14	1-2	.500	0-0	.000	0-2	.000	1	1	2	3.3	2	0	1	0	1	2	2.0	
DENVER	11/16/21	10	0-1	.000	0-0	.000	0-0	.000	1	0	1	2.8	3	0	1	0	0	0	1.5	
IUPUI	11/17/21	14	1-2	.500	0-0	.000	0-0	.000	2	0	2	2.6	3	1	1	0	1	2	1.6	
A&M-CORPUS CHRISTI	11/21/21	20	1-2	.500	0-0	.000	0-0	.000	1	2	3	2.7	2	1	0	0	0	2	1.7	
LAMAR UNIVERSITY	11/24/21	18	2-3	.667	1-1	1.000	0-0	.000	0	3	3	2.7	5	2	0	1	1	5	2.1	
ST. MARY'S (TX)	11/29/21	21	1-3	.333	0-0	.000	1-4	.250	3	3	6	3.1	5	0	1	0	0	3	2.3	
at Grand Canyon	12/02/21	11	0-2	.000	0-1	.000	0-0	.000	0	3	3	3.1	1	0	0	0	0	0	2.0	
vs Sam Houston State	12/11/21	10	1-1	1.000	0-0	.000	0-0	.000	0	1	1	2.9	1	0	0	1	0	2	2.0	
UTRGV	12/17/21	15	1-3	.333	0-0	.000	0-2	.000	4	1	5	3.1	2	0	2	0	0	2	2.0	
SOUTHERN MISS.	01/06/22	10	0-0	.000	0-0	.000	0-0	.000	2	0	2	3.0	3	0	0	0	0	0	1.8	
LOUISIANA TECH	01/08/22	14	0-3	.000	0-0	.000	0-0	.000	2	1	3	3.0	2	0	2	1	0	0	1.7	
at Old Dominion	01/13/22	19	1-1	1.000	0-0	.000	1-2	.500	0	4	4	3.1	3	0	1	0	0	3	1.8	
at Charlotte	01/15/22	19	3-6	.500	0-1	.000	0-0	.000	1	1	2	3.0	4	0	0	0	0	6	2.1	
at UTEP	01/20/22	25	5-8	.625	0-1	.000	1-2	.500	0	3	3	3.0	2	1	0	0	0	11	2.6	
UTEP	01/23/22	* 21	3-6	.500	0-1	.000	0-0	.000	2	4	6	3.2	1	0	0	0	0	6	2.8	
FIU	01/27/22	* 14	1-2	.500	0-0	.000	0-0	.000	1	3	4	3.2	3	0	2	0	1	2	2.8	
Totals		2	280	22-48	.458	1-5	200	5-18	.278	26	32	58	3.2	45	7	12	3	5	50	2.8

Games played: 18
Minutes/game: 15.6
Points/game: 2.8
FG Pct: 45.8
3FG Pct: 20.0
FT Pct: 27.8

Rebounds/game: 3.2
Assists/game: 0.4
Turnovers/game: 0.7
Assist/turnover ratio: 0.6
Steals/game: 0.3
Blocks/game: 0.2

UTSA Career Highs

Points
11 at UTEP (1/20/22)

Rebounds
6, twice, last vs. UTEP (1/23/22)

Field Goals Made
5 at UTEP (1/20/22)

Field Goal Attempts
8 at UTEP (1/20/22)

3-Pt Field Goals Made
1 vs. Lamar (11/24/21)

3-Pt Field Goal Attempts
1, 3x, last at Charlotte (1/15/22)

Free Throws Made
4 vs. SW Adventist (3/4/21)

Free Throw Attempts
4, 3x, last vs. St. Mary's (11/29/21)

Assists
2, 3x, last vs. Lamar (11/24/21)

Steals
2 vs. Our Lady of the Lake (12/20/20)

Blocked Shots
1, 4x, last vs. Sam Houston (12/11/21)

Ford's Career Stats

Season	gp-gs	min/avg	Total		3-Point		F-Throws		Rebounds				Scoring							
			fg-fga	pct	fg-fga	pct	ft-fa	pct	off	def	tot	avg	pf	fo	ast	to	blk	stl	pts	avg
2019-20	9-0	23/2.6	3-10	.300	0-0	.000	6-10	.600	7	4	11	1.2	4	0	0	2	1	0	12	1.3
2020-21	23-2	229/10.0	14-28	.500	0-0	.000	7-9	.778	23	37	60	2.6	48	1	9	9	1	6	35	1.5
2021-22	18-2	280/15.6	22-48	.458	1-5	.200	5-18	.278	26	32	58	3.2	45	2	7	12	3	5	50	2.8
TOTAL	50-4	532/10.6	39-86	.453	1-5	.200	18-37	.486	56	73	129	2.6	97	3	16	23	5	11	97	1.9



13 • ARTAN JABBAR

5-11 • 185 • JUNIOR - 1L • GUARD

FORT WORTH, TEXAS / SOUTHWEST CHRISTIAN SCHOOL / DALLAS BAPTIST

As a Junior (2021-22)

- Played five minutes off the bench in the season opener
- Saw action at Oklahoma, playing three minutes
- Played a minute at Illinois State, lofting a 3-pointer
- Logged 14 minutes with seven points scored in a win over Dallas Christian
- Missed UTSA's trip to ODU and Charlotte due to non-COVID illness

Season Highs

Points

7 vs. Dallas Christian (1/3/22)

Rebounds

2 vs. Dallas Christian (1/3/22)

Field Goals Made

3 vs. Dallas Christian (1/3/22)

Field Goal Attempts

7 vs. Dallas Christian (1/3/22)

3-Pt Field Goals Made

1 vs. Dallas Christian (1/3/22)

3-Pt Field Goal Attempts

4 vs. Dallas Christian (1/3/22)

Free Throws Made

-

Free Throw Attempts

2 vs. Trinity (11/9/21)

Assists

2 vs. Trinity (11/9/21)

Steals

-

Blocked Shots

-

Minutes

14 vs. Dallas Christian (1/3/22)

Career Highs

Points

14 vs. Dallas Christian (12/10/19)

Rebounds

3 vs. SW Adventist (3/4/21)

Field Goals Made

5 vs. Dallas Christian (12/10/19)

Field Goal Attempts

10 vs. Dallas Christian (12/10/19)

3-Pt Field Goals Made

4 vs. Dallas Christian (12/10/19)

3-Pt Field Goal Attempts

9 vs. Dallas Christian (12/10/19)

Free Throws Made

1, twice, last vs. St. Edwards (2/20/20)

Free Throw Attempts

2, 3x, last vs. Trinity (11/9/21)

Assists

2 vs. Trinity (11/19/21)

Steals

1, twice, last vs. Texas A&M-International (1/2/20)

Blocked Shots

-

Jabbar's 2021-22 Game-by-Game

#13 Artan Jabbar

Opponent	Date	gs	min	Total		3-Pointers		Free throws		Rebounds				pf	a	t/o	blk	stl	pts	avg
				fg-fga	pct	3fg-fga	pct	ft-fa	pct	off	def	tot	avg							
TRINITY (TX)	11/09/21	5		0-2	.000	0-2	.000	0-2	.000	0	0	0	0.0	0	2	0	0	0	0	0.0
at Oklahoma	11/12/21	3		0-0	.000	0-0	.000	0-0	.000	0	0	0	0.0	0	0	0	0	0	0	0.0
at Illinois St.	12/21/21	1		0-1	.000	0-1	.000	0-0	.000	0	0	0	0.0	0	0	0	0	0	0	0.0
DALLAS CHRISTIAN	01/03/22	14		3-7	.429	1-4	.250	0-0	.000	0	2	2	0.5	2	1	1	0	0	7	1.8
Totals		0	23	3-10	.300	1-7	.143	0-2	.000	0	2	2	0.5	2	3	1	0	0	7	1.8

Games played: 4
 Minutes/game: 5.8
 Points/game: 1.8
 FG Pct: 30.0
 3FG Pct: 14.3
 FT Pct: 0.0

Rebounds/game: 0.5
 Assists/game: 0.8
 Turnovers/game: 0.3
 Assist/turnover ratio: 3.0

Jabbar's Career Stats

Season	gp-gs	min/avg	Total		3-Point		F-Throws		Rebounds				Scoring							
			fg-fga	pct	fg-fga	pct	ft-fa	pct	off	def	tot	avg	pf	fo	ast	to	blk	stl	pts	avg
2020-21	6-0	22/3.7	2-10	.200	2-9	.222	0-0	.000	0	4	4	0.7	0	0	0	1	0	0	6	1.0
2021-22	4-0	23/5.8	3-10	.300	1-7	.143	0-2	.000	0	2	2	0.5	2	0	3	1	0	0	7	1.8
TOTAL	10-0	45/4.5	5-20	.250	3-16	.188	0-2	.000	0	6	6	0.6	2	0	3	2	0	0	13	1.3



20 • LAMIN SABALLY

6-7 • 195 • FRESHMAN - HS • GUARD

BERLIN, GERMANY / BELLA VISTA [ARIZ.] PREP

As a Freshman

- Had five points, four rebounds and one steal in his collegiate debut in the season opener vs. Trinity
- Made road collegiate debut with six minutes at Oklahoma
- Played 11 minutes with four points vs. Texas A&M-Corpus Christi
- Made first career start in a win over Lamar
- Played eight minutes with two points and three rebounds in his second career start, a win over St. Mary's
- Made the start at his hometown Grand Canyon (played HS in Phoenix area), logging a career-high 15 minutes with four points and three boards
- Logged a career-high 17 minutes in his fourth straight start, a win over Sam Houston
- Played career-best 20 minutes at Illinois State, grabbing a career-high seven boards
- Sank his first four 3-pointers and had a career-high 15 points and six rebounds vs. Dallas Christian
- Second straight game in double figures, going for 10 points in 17 minutes vs. LA Tech, spalshing a pair of treys
- Grabbed a career-high 12 rebounds in 26 minutes at Charlotte

Season Highs

- Points**
15 vs. Dallas Christian (1/3/22)
- Rebounds**
12 at Charlotte (1/15/22)
- Field Goals Made**
5 vs. Dallas Christian (1/3/22)
- Field Goal Attempts**
10 at Charlotte (1/15/22)
- 3-Pt Field Goals Made**
4 vs. Dallas Christian (1/3/22)
- 3-Pt Field Goal Attempts**
4 vs. Dallas Christian (1/3/22)
- Free Throws Made**
2, twice, last at Charlotte (1/15/22)
- Free Throw Attempts**
4 at Charlotte (1/15/22)
- Assists**
2 vs. Dallas Christian (1/3/22)
- Steals**
1 vs. Trinity (11/9/21)
- Blocked Shots**
1 at ODU (1/13/22)
- Minutes**
26 at Charlotte (1/15/22)

Career Highs

- Points**
15 vs. Dallas Christian (1/3/22)
- Rebounds**
12 at Charlotte (1/15/22)
- Field Goals Made**
5 vs. Dallas Christian (1/3/22)
- Field Goal Attempts**
10 at Charlotte (1/15/22)
- 3-Pt Field Goals Made**
4 vs. Dallas Christian (1/3/22)
- 3-Pt Field Goal Attempts**
4 vs. Dallas Christian (1/3/22)
- Free Throws Made**
2, twice, last at Charlotte (1/15/22)
- Free Throw Attempts**
4 at Charlotte (1/15/22)
- Assists**
2 vs. Dallas Christian (1/3/22)
- Steals**
1 vs. Trinity (11/9/21)
- Blocked Shots**
1 at ODU (1/13/22)
- Minutes**
26 at Charlotte (1/15/22)

Sabally's 2021-22 Game-by-Game

Opponent	Date	gs	min	Total		3-Pointers		Free throws		Rebounds				pf	a	t/o	blk	stl	pts	avg
				fg-fga	pct	3fg-fga	pct	ft-fa	pct	off	def	tot	avg							
TRINITY (TX)	11/09/21	12		2-7	.286	0-1	.000	1-1	1.000	1	3	4	4.0	1	0	2	0	1	5	5.0
at Oklahoma	11/12/21	6		0-0	.000	0-0	.000	0-0	.000	0	1	1	2.5	0	0	0	0	0	2.5	
A&M-CORPUS CHRISTI	11/21/21	11		2-2	1.000	0-0	.000	0-0	.000	0	0	0	1.7	0	0	0	0	4	3.0	
LAMAR UNIVERSITY	11/24/21	* 7		0-2	.000	0-1	.000	0-0	.000	2	0	2	1.8	0	0	1	0	0	2.3	
ST. MARY'S (TX)	11/29/21	* 8		1-2	.500	0-0	.000	0-0	.000	2	1	3	2.0	0	0	0	0	2	2.2	
at Grand Canyon	12/02/21	* 15		2-2	1.000	0-0	.000	0-0	.000	1	2	3	2.2	0	0	0	0	4	2.5	
vs Sam Houston State	12/11/21	* 17		0-1	.000	0-0	.000	0-0	.000	0	1	1	2.0	0	1	0	0	0	2.1	
UTRGV	12/17/21	* 11		0-2	.000	0-1	.000	0-0	.000	1	1	2	2.0	1	0	2	0	0	1.9	
at Illinois St.	12/21/21	* 20		0-4	.000	0-2	.000	0-0	.000	4	3	7	2.6	1	1	0	0	0	1.7	
at UAB	01/01/22	5		0-0	.000	0-0	.000	0-0	.000	1	0	1	2.4	0	0	1	0	0	1.5	
DALLAS CHRISTIAN	01/03/22	15		5-7	.714	4-4	1.000	1-2	.500	2	4	6	2.7	0	2	2	2	0	2.7	
LOUISIANA TECH	01/08/22	17		3-5	.600	2-3	.667	2-2	1.000	0	0	0	2.5	0	0	0	0	10	3.3	
at Old Dominion	01/13/22	* 22		1-6	.167	0-3	.000	0-0	.000	1	1	2	2.5	3	0	1	1	0	2	3.2
at Charlotte	01/15/22	* 26		2-10	.200	0-2	.000	2-4	.500	5	7	12	3.1	1	0	1	1	1	6	3.4
at UTEP	01/20/22	* 24		1-9	.111	0-3	.000	0-0	.000	1	2	3	3.1	0	0	3	0	0	2	3.3
UTEP	01/23/22	* 16		1-3	.333	1-1	1.000	0-0	.000	1	2	3	3.1	1	0	1	0	0	3	3.3
FIU	01/27/22	9		0-0	.000	0-0	.000	0-0	.000	0	0	0	2.9	0	0	0	0	0	3.1	
Totals		10	241	20-62	.323	7-21	.333	6-9	.667	22	28	50	2.9	8	4	14	4	2	53	3.1

Games played: 17
 Rebounds/game: 2.9
 Minutes/game: 14.2
 Assists/game: 0.2
 Points/game: 3.1
 Turnovers/game: 0.8
 FG Pct: 32.3
 Assist/turnover ratio: 0.3

Sabally's Career Stats

Season	gp-gs	min/avg	Total		3-Point		F-Throws		Rebounds				Scoring							
			fg-fga	pct	fg-fga	pct	ft-fa	pct	off	def	tot	avg	pf	fo	ast	to	blk	stl	pts	avg
2021-22	17-10	241/14.2	20-62	.323	7-21	.333	6-9	.667	22	28	50	2.9	8	0	4	14	4	2	53	3.1
TOTAL	17-10	241/14.2	20-62	.323	7-21	.333	6-9	.667	22	28	50	2.9	8	0	4	14	4	2	53	3.1

21 • JORDAN IVY-CURRY

6-2 • 175 • SOPHOMORE - 1L • GUARD

LA MARQUE, TEXAS / LA MARQUE HS



As a Sophomore

- Had a new career high with 19 points over 25 minutes, adding two assists and two steals in a season-opening win over Trinity
- Reached double figures for the second straight game to open the year, going for 10 points on 3 of 15 shooting at Oklahoma
- Had 14 points and four assists in 32 minutes vs. Texas A&M-Commerce
- Splashed a career-high 27 points on 10 of 19 shooting and 5 of 9 from deep in a win over Denver, adding four rebounds and three steals
- Had nine points and four assists in 35 minutes of a comeback win over IUPUI
- Went for 21 points, four rebounds, three assists and three steals vs. Texas A&M-Corpus Christi
- Had 13 points and four assists in 33 minutes in a win over Lamar
- Had five points and three rebounds in 19 minutes in a win over St. Mary's
- Went for 16 points, with four rebounds, three assists and one steal in 34 minutes of a win over Sam Houston in a return to the Greater Houston area at the Toyota Center
- Missed UTSA's game vs. UTRGV at at Illinois State due to UTSA COVID-19 Health and Safety Protocols
- Had a team-leading 17 points in 18 minutes vs. Dallas Christian, sinking five 3-pointers
- Went for 23 points and five rebounds in 31 minutes vs. Southern Miss
- Splashed 22 points with three assists vs. Louisiana Tech on Jan. 8
- Missed UTSA's games at ODU, at Charlotte and at UTEP due to UTSA COVID-19 Health and Safety Protocols
- Returned to the court after missing four games to go for 17 points, four rebounds and three assists in 34 minutes vs. FIU

Season Highs

- Points**
27 vs. Denver (11/16/21)
- Rebounds**
5 vs. USM (1/6/22)
- Field Goals Made**
10 vs. Denver (11/16/21)
- Field Goal Attempts**
19 vs. Denver (11/16/21)
- 3-Pt Field Goals Made**
5, twice, last vs. Dallas Christian (1/3/22)
- 3-Pt Field Goal Attempts**
11 vs. FIU (1/27/22)
- Free Throws Made**
6 vs. USM (1/6/22)
- Free Throw Attempts**
7 vs. USM (1/6/22)
- Assists**
4, 3x, last vs. Lamar (11/24/21)
- Steals**
3, twice, last vs. TAMU-CC (11/21/21)
- Blocked Shots**
1 vs. TAMUC (11/15/21)
- Minutes**
35 vs. IUPUI (11/17/21)

Career Highs

- Points**
27 vs. Denver (11/16/21)
- Rebounds**
6, 3x, last at FIU (2/6/21)
- Field Goals Made**
10 vs. Denver (11/16/21)
- Field Goal Attempts**
19 vs. Denver (11/16/21)
- 3-Pt Field Goals Made**
5, twice last vs. Dallas Christian (1/3/22)
- 3-Pt Field Goal Attempts**
11 vs. FIU (1/27/22)
- Free Throws Made**
5 vs. Southern Miss (1/23/21)
- Free Throw Attempts**
6, twice, last vs. Southern Miss (1/23/21)
- Assists**
6 vs. SW Adventist (3/4/21)
- Steals**
4 vs. SW Adventist (3/4/21)
- Blocked Shots**
1, 4x, last vs. TAMUC (11/15/21)

Ivy-Curry's 2021-22 Game-by-Game

#21 Jordan Ivy-Curry

Opponent	Date	gs	min	Total		3-Pointers		Free throws		Rebounds				pf	a	t/o	blk	stl	pts	avg	
				fg-fga	pct	3fg-fga	pct	ft-fa	pct	off	def	tot	avg								
TRINITY (TX)	11/09/21	*	25	6-12	.500	3-5	.600	4-4	1.000	1	0	1	1.0	1	2	0	0	2	19	19.0	
at Oklahoma	11/12/21	*	25	3-15	.200	1-4	.250	3-4	.750	0	3	3	2.0	0	0	1	0	1	10	14.5	
TEX. A&M-COMMERCE	11/15/21	*	32	6-16	.375	1-4	.250	0-0	.000	1	1	2	2.0	2	4	6	1	1	13	14.0	
DENVER	11/16/21	*	34	10-19	.526	5-9	.556	2-3	.667	1	3	4	2.5	1	1	1	0	3	27	17.3	
IUPUI	11/17/21	*	35	3-14	.214	2-7	.286	1-2	.500	0	1	2	2.0	0	4	1	0	0	9	15.6	
A&M-CORPUS CHRISTI	11/21/21	*	32	7-16	.438	3-6	.500	4-4	1.000	1	3	4	2.5	3	3	4	0	3	21	16.5	
LAMAR UNIVERSITY	11/24/21	*	33	4-8	.500	1-3	.333	4-4	1.000	0	3	3	2.6	0	4	2	0	1	13	16.0	
ST. MARY'S (TX)	11/29/21	*	19	2-7	.286	1-1	1.000	0-0	.000	0	3	3	2.6	0	3	4	0	0	5	14.6	
at Grand Canyon	12/02/21	*	30	3-13	.231	2-8	.250	0-0	.000	3	0	3	2.7	3	2	3	0	1	8	13.9	
vs Sam Houston State	12/11/21	*	34	6-14	.429	2-6	.333	2-2	1.000	1	3	4	2.8	2	3	4	0	1	16	14.1	
at UAB	01/01/22	*	20	3-10	.300	2-7	.286	1-2	.500	0	0	0	2.5	3	0	2	0	0	9	13.6	
DALLAS CHRISTIAN	01/03/22	*	18	5-13	.385	5-10	.500	2-2	1.000	0	1	1	2.4	0	2	1	2	17	13.9		
SOUTHERN MISS.	01/06/22	*	31	7-18	.389	3-8	.375	6-7	.857	1	4	5	2.6	2	0	2	0	1	23	14.6	
LOUISIANA TECH	01/08/22	*	29	9-17	.529	2-6	.333	2-7	.286	0	3	3	2.6	0	1	1	0	0	22	15.1	
FIU	01/27/22	*	34	5-16	.313	3-11	.273	4-4	1.000	1	3	4	2.7	0	3	2	0	1	17	15.3	
Totals			15	431	79-208	.380	36-95	.379	35-45	.778	11	30	41	2.7	17	32	35	2	17	229	15.3

Games played: 15
Minutes/game: 28.7
Points/game: 15.3
FG Pct: 38.0
3FG Pct: 37.9

Rebounds/game: 2.7
Assists/game: 2.1
Turnovers/game: 2.3
Assist/turnover ratio: 0.9
Steals/game: 1.4

Ivy-Curry's Career Stats

Season	gp-gs	mini/avg	Total		3-Point		F-Throws		Rebounds				Scoring							
			fg-fga	pct	fg-fga	pct	ft-fa	pct	off	def	tot	avg	pf	fo	ast	to	blk	stl	pts	avg
2020-21	26-11	520/20.0	67-167	.401	24-64	.375	28-41	.683	38	34	72	2.8	44	1	40	21	3	19	186	7.2
2021-22	15-15	431/28.7	79-208	.380	36-95	.379	35-45	.778	11	30	41	2.7	17	0	32	35	2	17	229	15.3
TOTAL	41-26	951/23.2	146-375	.389	60-159	.377	63-86	.733	49	64	113	2.8	61	1	72	56	5	36	415	10.1

22 • CHRISTIAN TUCKER

6-3 • 170 • FRESHMAN - HS • GUARD

CHANDLER, ARIZ. / GILBERT PERRY HS



As a Freshman (2021-22)

- Made collegiate debut with 12 minutes - including nine first-half minutes - in an outing vs. Texas A&M-Commerce, with a steal and three points
- Played five minutes with two points in a win over Denver and six minutes vs. IUPUI
- Turned in the best game of his youthful career, going for nine points and two blocks in 12 minutes, including a 6 of 7 stretch from the free-throw line
- Played a career-high 18 minutes off the bench in a win over St. Mary's, scoring five points with a rebound and a steal
- Played 14 minutes at Grand Canyon, a school he grew up near and where his father played, sinking a pair at the line and dishing out two assists
- Logged a career-high 25 minutes with eight points and a career-high four rebounds vs. UTRGV
- Had the best game of his youthful career, collecting 12 points, four rebounds, two steals and two assists in a career-high 29 minutes at Illinois State
- Dished out six assists and had a career-high nine rebounds in 24 minutes vs. Dallas Christian
- Made second straight start vs. Southern Miss, collecting four points and four rebounds in 24 minutes
- Reached double figures in scoring for the second time in his career with 10 points at Charlotte
- Returned to the court in the finale vs. UTEP after missing two games due to COVID-19 protocols

Season Highs

- Points**
12 at ISU (12/21/21)
- Rebounds**
9 vs. Dallas Christian (1/3/22)
- Field Goals Made**
4 at Charlotte (1/15/22)
- Field Goal Attempts**
14 at Charlotte (1/15/22)
- 3-Pt Field Goals Made**
1, 3x, last vs. Dallas Christian (1/3/22)
- 3-Pt Field Goal Attempts**
7 at Charlotte (1/15/22)
- Free Throws Made**
6, twice, last at ISU (12/21/21)
- Free Throw Attempts**
10 at ISU (12/21/21)
- Assists**
6 vs. Dallas Christian (1/3/22)
- Steals**
2 at ISU (12/21/21)
- Blocked Shots**
2 vs. Lamar (11/24/21)
- Minutes**
30 at Charlotte (1/15/22)

Career Highs

- Points**
12 at ISU (12/21/21)
- Rebounds**
9 vs. Dallas Christian (1/3/22)
- Field Goals Made**
4 at Charlotte (1/15/22)
- Field Goal Attempts**
14 at Charlotte (1/15/22)
- 3-Pt Field Goals Made**
1, 3x, last vs. Dallas Christian (1/3/22)
- 3-Pt Field Goal Attempts**
7 at Charlotte (1/15/22)
- Free Throws Made**
6, twice, last at ISU (12/21/21)
- Free Throw Attempts**
10 at ISU (12/21/21)
- Assists**
6 vs. Dallas Christian (1/3/22)
- Steals**
2 at ISU (12/21/21)
- Blocked Shots**
2 vs. Lamar (11/24/21)
- Minutes**
30 at Charlotte (1/15/22)

Tucker's 2021-22 Game-by-Game

Opponent	Date	gs	min	Total		3-Pointers		Free throws		Rebounds				pf	a	t/o	blk	stl	pts	avg
				fg-fga	pct	3fg-fga	pct	ft-fa	pct	off	def	tot	avg							
TEX. A&M-COMMERCE	11/15/21	12	1-2	.500	0-0	.000	1-2	.500	0	1	1	1.0	4	0	1	0	1	3	3.0	
DENVER	11/16/21	5	1-2	.500	0-1	.000	0-0	.000	0	0	0	0.5	2	0	1	0	0	2	2.5	
IUPUI	11/17/21	6	0-2	.000	0-0	.000	0-0	.000	0	0	0	0.3	1	0	2	0	0	0	1.7	
A&M-CORPUS CHRISTI	11/21/21	2	0-2	.000	0-0	.000	0-0	.000	0	0	0	0.3	1	0	0	0	0	0	1.3	
LAMAR UNIVERSITY	11/24/21	12	1-2	.500	1-1	1.000	6-7	.857	0	0	0	0.2	2	0	0	2	0	9	2.8	
ST. MARY'S (TX)	11/29/21	18	1-3	.333	0-1	.000	3-4	.750	0	1	1	0.3	0	0	2	0	1	5	3.2	
at Grand Canyon	12/02/21	14	0-1	.000	0-0	.000	2-2	1.000	0	0	0	0.3	3	2	0	0	0	2	3.0	
vs Sam Houston State	12/11/21	4	0-0	.000	0-0	.000	0-0	.000	0	0	0	0.3	0	0	1	0	1	0	2.6	
UTRGV	12/17/21	25	3-6	.500	1-3	.333	1-1	1.000	1	3	4	0.7	1	0	1	0	0	8	3.2	
at Illinois St.	12/21/21	29	3-4	.750	0-0	.000	6-10	.600	0	4	4	1.0	4	2	4	0	2	12	4.1	
at UAB	01/01/22	15	1-2	.500	0-0	.000	0-0	.000	0	0	0	0.9	1	1	1	1	0	2	3.9	
DALLAS CHRISTIAN	01/03/22	* 24	1-7	.143	1-5	.200	2-2	1.000	0	9	9	1.6	1	6	3	1	1	5	4.0	
SOUTHERN MISS.	01/06/22	* 24	1-4	.250	0-0	.000	2-2	1.000	2	2	4	1.8	2	2	0	0	1	4	4.0	
LOUISIANA TECH	01/08/22	* 21	1-3	.333	0-1	.000	0-0	.000	1	2	3	1.9	1	3	2	0	0	2	3.9	
at Old Dominion	01/13/22	* 26	1-6	.167	0-1	.000	2-2	1.000	0	2	2	1.9	1	3	3	0	0	4	3.9	
at Charlotte	01/15/22	* 30	4-14	.286	0-7	.000	2-2	1.000	0	2	2	1.9	1	2	2	1	0	10	4.3	
UTEP	01/23/22	24	0-6	.000	0-2	.000	3-6	.500	0	2	2	1.9	1	2	1	0	1	3	4.2	
Totals		5	291	19-66	.288	3-22	.136	30-40	.750	4	28	32	1.9	26	23	24	5	8	71	4.2

Games played: 17
 Minutes/game: 17.1
 Points/game: 4.2
 FG Pct: 28.8
 3FG Pct: 13.6
 FT Pct: 75.0

Rebounds/game: 1.9
 Assists/game: 1.4
 Turnovers/game: 1.4
 Assist/turnover ratio: 1.0
 Steals/game: 0.5
 Blocks/game: 0.3

Tucker's Career Stats

Season	gp-gs	min/avg	Total		3-Point		F-Throws		Rebounds				Scoring							
			fg-fga	pct	fg-fga	pct	ft-fa	pct	off	def	tot	avg	pf	fo	ast	to	blk	stl	pts	avg
2021-22	17-5	291/17.1	19-66	.288	3-22	.136	30-40	.750	4	28	32	1.9	26	0	23	24	5	8	71	4.2
TOTAL	17-5	291/17.1	19-66	.288	3-22	.136	30-40	.750	4	28	32	1.9	26	0	23	24	5	8	71	4.2

24 • JACOB GERMANY

6-11 • 235 • JUNIOR - 2L • CENTER

KINGSTON, OKLA. / KINGSTON HS



Season Highs

Points
26 at UAB (1/1/22)

Rebounds
13 vs. LA Tech (1/8/22)

Field Goals Made
12 at UAB (1/1/22)

Field Goal Attempts
23 at UAB (1/1/22)

3-Pt Field Goals Made
1 at Grand Canyon (12/2/21)

3-Pt Field Goal Attempts
3 at Oklahoma (11/12/21)

Free Throws Made
6, twice, last vs. Sam Houston (12/11/21)

Free Throw Attempts
8 vs. St. Mary's (11/29/21)

Assists
3 vs. Denver (11/16/21)

Steals
3 vs. USM (1/6/22)

Blocked Shots
3 vs. Sam Houston (12/11/21)

Minutes
35 vs. FIU (1/27/22)

Career Highs

Points
26, twice, last at UAB (1/1/22)

Rebounds
15 at ODU (2/6/20)

Field Goals Made
13 vs. FAU (2/12/21)

Field Goal Attempts
23 at UAB (1/1/22)

3-Pt Field Goals Made
1 at Grand Canyon (12/2/21)

3-Pt Field Goal Attempts
3 at Oklahoma (11/12/21)

Free Throws Made
6, twice, last vs. Sam Houston (12/11/21)

Free Throw Attempts
8 vs. St. Mary's (11/29/21)

Assists
3, twice, last vs. Denver (11/16/21)

Steals
3 vs. USM (1/6/22)

Blocked Shots
5 vs. Southern Miss (1/22/21)

As a Junior (2021-22)

- Went for his second career 20+ point game in the season opener vs. Trinity, collecting 24 points with three rebounds, 10 made buckets and two blocks
- Had six points and two rebounds at Oklahoma
- Chipped in five points and six rebounds vs. Texas A&M-Commerce
- Played 30 minutes with 17 points and eight rebounds vs. Denver, dishing out three assists from the post
- Grabbed four rebounds with 15 points in 25 minutes vs. IUPUI
- Had a pair of steals vs. Texas A&M-Corpus Christi, owning five points and three boards
- Played 22 minutes with 13 points and four rebounds in a win over Lamar, including 10 points in the second half
- Despite battling foul trouble, played 19 minutes with 18 points and four rebounds in a win over St. Mary's
- Went for 18 points and 10 rebounds in 29 minutes at Grand Canyon, connecting on his first career 3-pointer and going 7 of 16 from the field
- Had 14 points, and a team-leading eight rebounds, adding three blocks and two assists in 30 minutes in a win over Sam Houston, going 6 of 6 from the line
- Battled cramps in UTSA's loss to UTRGV but went for 16 points, nine rebounds and two blocks in 25 minutes
- Had 17 points, five rebounds and a block in 30 minutes at Illinois State
- Had second double-double of the year at UAB, going for a career-high 26 points with six boards
- Went for 10 points and seven rebounds in 22 minutes vs. Dallas Christian
- Had 10 points and nine rebounds vs. Southern Miss
- Went for his third double-double of the year with 17 points and 13 rebounds vs. Louisiana Tech
- Had 12 points and seven boards in 29 minutes at ODU
- Went for his fourth double-double of the year with 21 points and 10 rebounds at UTEP
- Had his fifth double-double of the year with 23 points and 11 rebounds vs. FIU

Germany's 2021-22 Game-by-Game

Opponent	Date	gs	min	Total		3-Pointers		Free throws		Rebounds				pf	a	t/o	blk	stl	pts	avg	
				fg-fga	pct	3fg-fga	pct	ft-fga	pct	off	def	tot	avg								
TRINITY (TX)	11/09/21	*	19	10-15	.667	0-0	.000	4-4	1.000	2	1	3	3.0	1	0	0	2	0	24	24.0	
at Oklahoma	11/12/21	*	23	3-10	.300	0-3	.000	0-0	.000	1	1	2	2.5	1	0	2	1	0	6	15.0	
TEX. A&M-COMMERCE	11/15/21	*	26	1-3	.333	0-0	.000	3-6	.500	2	4	6	3.7	3	0	1	1	0	5	11.7	
DENVER	11/16/21	*	30	6-13	.462	0-1	.000	5-7	.714	3	5	8	4.8	2	3	2	0	0	17	13.0	
IUPUI	11/17/21	*	25	6-11	.545	0-0	.000	3-4	.750	1	3	4	4.6	1	2	2	1	0	15	13.4	
A&M-CORPUS CHRISTI	11/21/21	*	17	2-7	.286	0-0	.000	1-2	.500	1	2	3	4.3	3	0	2	1	2	5	12.0	
LAMAR UNIVERSITY	11/24/21	*	22	5-8	.625	0-1	.000	3-3	1.000	1	3	4	4.3	3	1	1	0	2	13	12.1	
ST. MARY'S (TX)	11/29/21	*	19	6-11	.545	0-0	.000	6-8	.750	2	2	4	4.3	4	0	2	1	2	18	12.9	
at Grand Canyon	12/02/21	*	29	7-16	.438	1-2	.500	3-3	1.000	6	4	10	4.9	2	1	3	0	0	18	13.4	
vs Sam Houston State	12/11/21	*	30	4-8	.500	0-0	.000	6-6	1.000	0	8	8	5.2	0	2	3	3	0	14	13.5	
UTRGV	12/17/21	*	25	5-14	.357	0-0	.000	6-6	1.000	5	4	9	5.5	0	0	2	2	0	16	13.7	
at Illinois St.	12/21/21	*	30	7-14	.500	0-1	.000	3-6	.500	4	1	5	5.5	4	0	2	1	1	17	14.0	
at UAB	01/01/22	*	34	12-23	.522	0-0	.000	2-4	.500	4	6	10	5.8	2	0	1	1	0	26	14.9	
DALLAS CHRISTIAN	01/03/22	*	22	5-9	.556	0-0	.000	0-0	.000	4	3	7	5.9	0	1	3	0	2	10	14.6	
SOUTHERN MISS	01/06/22	*	30	4-10	.400	0-0	.000	2-4	.500	3	6	9	6.1	0	0	3	3	0	10	14.3	
LOUISIANA TECH	01/08/22	*	25	7-14	.500	0-0	.000	3-4	.750	5	8	13	6.6	2	0	3	0	0	17	14.4	
at Old Dominion	01/13/22	*	29	4-11	.364	0-0	.000	4-4	1.000	0	7	7	6.6	1	0	1	0	0	12	14.3	
at Charlotte	01/15/22	*	26	2-9	.222	0-0	.000	0-0	.000	2	3	5	6.5	3	1	3	1	0	4	13.7	
at UTEP	01/20/22	*	27	9-18	.500	0-1	.000	3-8	.375	4	6	10	6.7	1	0	2	1	1	21	14.1	
UTEP	01/23/22	*	30	3-12	.250	0-0	.000	0-0	.000	3	1	4	6.6	3	0	3	1	0	6	13.7	
FIU	01/27/22	*	35	10-18	.556	0-0	.000	3-5	.600	5	6	11	6.8	1	1	1	1	0	23	14.1	
Totals			21	553	118-254	.465	1-9	.111	60-84	.714	58	84	142	6.8	37	12	42	18	13	297	14.1

Games played: 21
 Minutes/game: 26.3
 Points/game: 14.1
 FG Pct: 46.5
 3FG Pct: 11.1
 FT Pct: 71.4

Rebounds/game: 6.8
 Assists/game: 0.6
 Turnovers/game: 2.0
 Assist/turnover ratio: 0.3
 Steals/game: 0.6
 Blocks/game: 0.9

Germany's Career Stats

Season	gp-gs	min/avg	Total		3-Point		F-Throws		Rebounds				pf	fo	ast	to	blk	stl	Scoring	
			fg-fga	pct	fg-fga	pct	ft-fga	pct	off	def	tot	avg							pts	avg
2019-20	31-10	493/15.9	74-133	.556	0-1	.000	21-40	.525	40	100	140	4.5	50	3	9	23	25	15	169	5.5
2020-21	26-24	550/21.2	112-228	.491	0-0	.000	45-61	.738	59	97	156	6.0	45	0	11	21	30	5	269	10.3
2021-22	21-21	553/26.3	118-254	.465	1-9	.111	60-84	.714	58	84	142	6.8	37	0	12	42	18	13	297	14.1
TOTAL	78-55	1596/20.5	304-615	.494	1-10	.100	126-185	.681	157	281	438	5.6	132	3	32	86	73	33	735	9.4

32 • ISAIAH ADDO-ANKRAH

6-6 • 200 • SOPHOMORE - 1L • GUARD
HOUSTON, TEXAS / SECOND BAPTIST HS



As a Sophomore (2021-22)

- Played the final five minutes in UTSA's season-opening win over Trinity, grabbing a rebound
- Played in his first career road game at Oklahoma, logging three minutes and sinking a free throw
- With UTSA shorthanded vs. UTRGV, played three minutes off the bench
- Played two minutes at Illinois State
- Had a career-high five points in 13 minutes vs. Dallas Christian
- Splashed a 3-pointer at Charlotte
- Was a story of UTSA's game at UTEP as he came off the bench for a shorthanded UTSA roster to bang three 3-pointers and play a career-high 17 minutes
- Played a career high 24 minutes and nailed a 3-pointer in the finale vs. UTEP
- Set a new career high with 25 minutes and six rebounds vs. FIU

Season Highs

- Points**
9 at UTEP (1/20/22)
- Rebounds**
6 vs. FIU (1/27/22)
- Field Goals Made**
3 at UTEP (1/20/22)
- Field Goal Attempts**
6, 3x, last vs. FIU (1/27/22)
- 3-Pt Field Goals Made**
3 at UTEP (1/20/22)
- 3-Pt Field Goal Attempts**
5 at UTEP (1/20/22)
- Free Throws Made**
2 vs. Dallas Christian (1/3/22)
- Free Throw Attempts**
2 vs. Dallas Christian (1/3/22)
- Assists**
1 vs. UTEP (1/23/22)
- Steals**
1, twice, last vs. UTEP (1/23/22)
- Blocked Shots**
1 vs. Dallas Christian (1/3/22)
- Minutes**
25 vs. FIU (1/27/22)

Career Highs

- Points**
9 at UTEP (1/20/22)
- Rebounds**
6 vs. FIU (1/27/22)
- Field Goals Made**
3, twice, last at UTEP (1/20/22)
- Field Goal Attempts**
6, 3x, last vs. FIU (1/27/22)
- 3-Pt Field Goals Made**
3 at UTEP (1/20/22)
- 3-Pt Field Goal Attempts**
5 at UTEP (1/20/22)
- Free Throws Made**
2, twice, last vs. Dallas Christian (1/3/22)
- Free Throw Attempts**
2, twice, last vs. Dallas Christian (1/3/22)
- Assists**
1 vs. UTEP (1/23/22)
- Steals**
1, twice, last at UTEP (1/20/22)
- Blocked Shots**
1 vs. Dallas Christian (1/3/22)
- Minutes**
25 vs. FIU (1/27/22)

Addo-Ankrah's 2021-22 Game-by-Game

#32 Isaiah Addo-Ankrah																				
Opponent	Date	gs	min	Total		3-Pointers		Free throws		Rebounds				pf	a	t/o	blk	stl	pts	avg
				fg-fga	pct	3fg-fga	pct	ft-fa	pct	off	def	tot	avg							
TRINITY (TX)	11/09/21	5	0-0	.000	0-0	.000	0-0	.000	0-0	.000	0	1	1	1.0	0	0	0	0	0	0.0
at Oklahoma	11/12/21	3	0-1	.000	0-1	.000	1-1	1.000	0	0	0	0.5	0	0	0	0	0	0	1	0.5
UTRGV	12/17/21	3	0-1	.000	0-1	.000	0-0	.000	0	0	0	0.3	1	0	0	0	0	0	0	0.3
at Illinois St.	12/21/21	2	0-0	.000	0-0	.000	0-0	.000	0	0	0	0.3	0	0	0	0	0	0	0	0.3
at UAB	01/01/22	2	0-0	.000	0-0	.000	0-0	.000	0	0	0	0.2	0	0	0	0	0	0	0	0.2
DALLAS CHRISTIAN	01/03/22	13	1-6	.167	1-4	.250	2-2	1.000	0	1	1	0.3	0	0	1	1	0	5	1.0	
at Old Dominion	01/13/22	1	0-0	.000	0-0	.000	0-0	.000	0	0	0	0.3	0	0	0	0	0	0	0	0.9
at Charlotte	01/15/22	2	1-1	1.000	1-1	1.000	0-0	.000	0	1	1	0.4	0	0	0	0	0	3	1.1	
at UTEP	01/20/22	17	3-6	.500	3-5	.600	0-0	.000	1	1	2	0.6	1	0	1	0	1	9	2.0	
UTEP	01/23/22	24	1-4	.250	1-4	.250	0-0	.000	1	2	3	0.8	1	1	1	0	1	3	2.1	
FIU	01/27/22	25	1-6	.167	0-4	.000	0-0	.000	1	5	6	1.3	1	0	0	0	0	2	2.1	
Totals		0	97	7-25	.280	6-20	.300	3-3	1.000	3	11	14	1.3	4	1	3	1	2	23	2.1

Games played: 11
Minutes/game: 8.8
Points/game: 2.1
FG Pct: 28.0
3FG Pct: 30.0
FT Pct: 100.0

Rebounds/game: 1.3
Assists/game: 0.1
Turnovers/game: 0.3
Assist/turnover ratio: 0.3
Steals/game: 0.2
Blocks/game: 0.1

Addo-Ankrah's Career Stats

Season	gp-gs	min/avg	Total		3-Point		F-Throws		Rebounds				pf	fo	ast	to	blk	stl	Scoring	
			fg-fga	pct	fg-fga	pct	ft-fa	pct	off	def	tot	avg							pts	avg
2020-21	6-0	17/2.8	4-7	.571	1-3	.333	2-2	1.000	0	2	2	0.3	0	0	0	1	0	1	11	1.8
2021-22	11-0	97/8.8	7-25	.280	6-20	.300	3-3	1.000	3	11	14	1.3	4	0	1	3	1	2	23	2.1
TOTAL	17-0	114/6.7	11-32	.344	7-23	.304	5-5	1.000	3	13	16	0.9	4	0	1	4	1	3	34	2.0

SEASON/CAREER SNAPSHOT

SEASON STATISTICS

CAREER STATISTICS

SUMMARY

	gp-gm	mins	fg%	3fg%	ft%	rpg	apg	tpg	blk	pts/gm	gp-gm	mins	fg%	3fg%	ft%	rpg	apg	tpg	blk	pts/gm
Darius Deing	14-15	28.0	.361	.280	.750	5.6	1.3	2.0	3	15.6	28-26	28.0	.361	.298	.750	5.6	1.3	4.8	6	15.6
Jordan Ivy-Curry	15-15	28.7	.380	.379	.778	2.7	2.1	1.7	2	15.3	56-41	24.7	.386	.378	.748	2.8	1.9	5.3	7	11.5
Jacob Germany	21-21	26.3	.465	.111	.714	6.8	0.6	1.3	18	14.1	99-76	21.7	.486	.105	.691	5.9	0.4	4.6	91	10.4
Cedrick Alley Jr.	15-14	27.5	.342	.291	.686	6.8	1.7	1.6	5	9.3	54-44	24.5	.366	.307	.722	5.7	1.4	5.2	19	8.0
Darius McNeill	18-11	22.0	.429	.200	.846	2.3	1.4	1.4	4	6.5	36-22	22.0	.429	.200	.846	2.3	1.4	2.8	8	6.5
Aleu Aleu	10-4	15.1	.333	.294	.813	2.4	0.8	3	0	4.2	20-8	15.1	.333	.294	.813	2.4	0.8	6	0	4.2
Christian Tucker	17-5	17.1	.288	.136	.750	1.9	1.4	4	5	4.2	34-10	17.1	.288	.136	.750	1.9	1.4	16	10	4.2
Lamin Sabally	17-10	14.2	.323	.333	.667	2.9	0.2	2	4	3.1	34-20	14.2	.323	.333	.667	2.9	0.2	4	8	3.1
Erik Cumbel	21-5	23.3	.328	.130	.615	2.3	2.2	7	5	2.9	99-41	22.0	.361	.311	.714	2.1	1.8	4.3	14	3.6
Lachlan Bofinger	21-5	13.6	.429	.000	.273	4.2	0.9	8	6	2.9	59-10	12.5	.455	.000	.292	3.9	0.8	27	19	2.9
Josh Fanner	14-0	11.1	.326	.167	.626	2.8	0.1	2	3	2.8	28-0	11.1	.326	.167	.626	2.8	0.1	4	6	2.8
Phoenix Ford	18-2	15.6	.458	.200	.278	3.2	0.4	5	3	2.8	68-6	11.9	.455	.200	.418	2.8	0.3	16	8	2.2
Isiah Adilo-Andral	11-0	8.8	.280	.300	1.000	1.3	0.1	2	1	2.1	28-0	7.5	.316	.302	1.000	1.1	0.1	5	2	2.0
Artan Jabbar	4-0	5.8	.300	.143	.000	0.5	0.8	0	0	1.8	14-0	4.9	.267	.174	.000	0.6	0.4	0	0	1.4

SCORING

	fg-fgm	fg%	3fg-fgm	3fg%	ft-ftm	ft%	pts	pts/gm	fg-fgm	fg%	3fg-fgm	3fg%	ft-ftm	ft%	pts	pts/gm
Darius Deing	74-205	.361	31-117	.280	38-52	.750	218	15.6	148-410	.361	62-214	.298	78-104	.750	436	15.6
Jordan Ivy-Curry	79-208	.380	36-95	.379	35-45	.778	229	15.3	225-583	.386	96-254	.378	98-131	.748	644	11.5
Jacob Germany	118-254	.465	1-9	.111	63-84	.714	297	14.1	422-899	.465	2-19	.105	186-269	.691	1832	10.4
Cedrick Alley Jr.	50-146	.342	16-55	.291	24-35	.686	140	9.3	155-424	.366	50-163	.307	70-97	.722	430	8.0
Darius McNeill	45-105	.429	5-25	.200	22-26	.846	117	6.5	90-210	.429	10-50	.200	44-52	.846	234	6.5
Aleu Aleu	12-36	.333	5-17	.294	13-16	.813	42	4.2	24-72	.333	10-34	.294	26-32	.813	84	4.2
Christian Tucker	79-66	.288	3-22	.136	30-40	.750	71	4.2	38-132	.288	6-44	.136	63-80	.750	142	4.2
Lamin Sabally	20-62	.323	7-21	.333	6-9	.667	53	3.1	40-124	.323	14-42	.333	12-18	.667	106	3.1
Erik Cumbel	21-64	.328	3-23	.130	16-26	.615	61	2.9	116-321	.361	56-180	.311	70-96	.714	258	3.6
Lachlan Bofinger	27-63	.429	0-6	.000	6-22	.273	60	2.9	80-176	.455	0-15	.000	14-48	.292	174	2.9
Josh Fanner	15-46	.326	2-12	.167	7-11	.636	38	2.8	30-92	.326	4-24	.167	14-22	.636	78	2.8
Phoenix Ford	22-48	.458	1-5	.200	5-18	.278	50	2.8	61-134	.455	2-10	.200	23-55	.418	147	2.2
Isiah Adilo-Andral	7-25	.280	6-21	.300	3-3	1.000	23	2.1	18-57	.316	13-43	.302	4-8	1.000	57	2.0
Artan Jabbar	3-10	.300	1-7	.143	0-2	.000	7	1.8	8-30	.267	4-23	.174	0-4	.000	20	1.4

TOTALS

	e-rch	d-rch	trch	pf	ft	ast	tp	blk	e-rch	d-rch	trch	pf	ft	ast	tp	blk
Darius Deing	21	57	78	20	0	18	28	8.6	42	114	156	40	0	36	56	0.6
Jordan Ivy-Curry	11	30	41	17	0	32	35	0.9	60	94	154	78	1	104	91	1.1
Jacob Germany	58	84	142	37	0	12	42	8.3	215	365	560	169	3	44	126	0.3
Cedrick Alley Jr.	33	69	102	25	0	25	21	1.2	98	211	309	86	0	73	65	1.1
Darius McNeill	7	34	41	27	0	26	21	1.2	14	68	82	54	0	52	42	1.2
Aleu Aleu	10	14	24	15	0	8	14	0.6	20	28	48	30	0	16	28	0.6
Christian Tucker	4	28	32	26	0	23	24	1.8	8	56	64	52	0	46	48	1.0
Lamin Sabally	22	28	50	8	0	4	14	0.3	44	56	100	16	0	8	28	0.3
Erik Cumbel	4	44	48	44	0	46	15	3.1	16	187	203	221	4	183	89	2.1
Lachlan Bofinger	37	52	89	20	0	19	12	1.6	93	139	232	60	1	48	35	1.4
Josh Fanner	15	24	39	19	1	2	15	8.1	30	48	78	38	2	4	30	0.1
Phoenix Ford	26	32	58	45	2	7	12	0.6	82	105	187	142	5	23	35	0.7
Isiah Adilo-Andral	3	11	14	4	0	1	3	8.3	6	24	30	4	0	2	7	0.3
Artan Jabbar	0	2	2	2	0	3	1	3.0	0	8	8	4	0	6	3	2.0