



# 2021 UTSA ROADRUNNERS FOOTBALL GAME NOTES

UTSA ATHLETICS COMMUNICATIONS • ONE UTSA CIRCLE • SAN ANTONIO, TEXAS 78249

Kyle Stephens • kyle.stephens@utsa.edu • (210) 887-3636

Brent Ingram • brent.ingram@utsa.edu • (210) 845-8651

## « WE ARE UTSA »

When referencing the University of Texas at San Antonio Athletics, PLEASE USE THE ACRONYM **UTSA** AND THE NICKNAME **ROADRUNNERS**. Please refrain from using UT-San Antonio, Texas-San Antonio, UT-SA, 'Runners or any other variation.

# UTSA

## « SCHEDULE & RESULTS »

Overall 9-0 • Home 4-0 • Road 5-0 • C-USA 5-0

Date	Opponent	Time/Result
9.4	at Illinois (Big Ten Network)	W, 37-30
9.11	Lamar (ESPN3)	W, 54-0
9.18	Middle Tennessee* (ESPN+)	W, 27-13
9.25	at Memphis (ESPNU)	W, 31-28
10.2	UNLV (ESPN+)	W, 24-17
10.9	at WKU* (Stadium)	W, 52-46
10.16	Rice* (ESPN+)	W, 45-0
10.23	at Louisiana Tech* (Stadium)	W, 45-16
11.6	at UTEP* (ESPN2)	W, 44-23
11.13	Southern Miss* (ESPN+)	2:30 p.m.
11.20	UAB* (ESPN+)	2:30 p.m.
11.27	at North Texas* (ESPN Networks)	1 p.m.

all times Central • \* Conference USA game • (TV) denotes television network

## « CONFERENCE USA STANDINGS »

(AS OF NOV. 6)

West Division	C-USA	Overall
<b>UTSA</b>	<b>5-0</b>	<b>9-0</b>
UAB	4-1	6-3
UTEP	3-2	6-3
North Texas	2-3	3-6
Rice	2-3	3-6
Louisiana Tech	1-4	2-7
Southern Miss	0-5	1-8

East Division	C-USA	Overall
Marshall	4-1	6-3
WKU	4-1	5-4
Charlotte	3-2	5-4
Florida Atlantic	3-2	5-4
Middle Tennessee	2-3	4-5
Old Dominion	2-3	3-6
FIU	0-5	1-8

## « C-USA SCHEDULE »

On page 4



## GAME #10 "ORANGE OUT"



### # 15/16 UTSA ROADRUNNERS (9-0, 5-0)

VS.

### SOUTHERN MISS GOLDEN EAGLES (1-8, 0-5)

Saturday, Nov. 13 | 2:30 p.m.

Alamodome | San Antonio, Texas

Television \_\_\_\_\_ ESPN+

Lincoln Rose (play-by-play), LaDarrin McLane (analyst)

Radio \_\_\_\_\_ Ticket 760 AM/Sirius121/XM 204

Pregame show starts at 12:30 p.m. CT

Andy Everett (play-by-play), Jay Riley (analyst), Pat Evans (reporter)

Live Stats \_\_\_\_\_ goUTSA.com

Series History \_\_\_\_\_ Southern Miss leads, 4-3

Last Meeting \_\_\_\_\_ UTSA 23-20 (11/21/20)

## « OPENING DRIVE »

- + UTSA is nationally ranked for the fourth straight week, appearing at No. 15 in the AP Top 25 and No. 16 in the USA TODAY Sports AFCA Coaches Poll.
- + The Roadrunners are 9-0 for the first time in school history, also a school record for wins in a season.
- + UTSA is riding a program-record nine-game winning streak, tied with Cincinnati for the third-longest active streak in the FBS.
- + The Roadrunners have won seven straight home games — a school record — and are 9-1 at the Alamodome under head coach Jeff Traylor.
- + UTSA has won eight consecutive conference games, the best stretch in program history.
- + UTSA is one of only four undefeated FBS teams along with Cincinnati, Georgia and Oklahoma.
- + Jeff Traylor is 16-5 at the helm of the Roadrunners, the best 21-game start for a UTSA coach.
- + UTSA has won 12 of its last 13 contests dating back to last season.
- + Saturday will mark the eighth meeting between UTSA and Southern Miss.

## SETTING THE SCENE

Riding a program-record nine-game winning streak, No. 15/16 UTSA (9-0, 5-0) will host Southern Miss (1-8, 0-5) on Saturday, Nov. 13, for "Orange Out." Kickoff is set for 2:30 p.m. at the Alamodome and the game will air on ESPN+ and Ticket 760 AM. The Roadrunners are one of four undefeated FBS teams, along with Georgia, Cincinnati and Oklahoma, and they have won a school-record seven straight home games and a program-best eight consecutive league contests.



« **UTSA FOOTBALL QUICK FACTS** »

**General Information**

Name \_\_\_\_\_ The University of Texas at San Antonio  
 Nickname \_\_\_\_\_ Roadrunners  
 Colors \_\_\_\_\_ Orange (PMS 1665), Navy Blue (289) and White  
 Founded \_\_\_\_\_ 1969  
 Enrollment \_\_\_\_\_ 34,734  
 President \_\_\_\_\_ Dr. Taylor Eighmy (Tufts '80)  
 Athletics Director \_\_\_\_\_ Dr. Lisa Campos (Colorado State)  
 Athletics Department Phone \_\_\_\_\_ (210) 458-8149  
 Ticket Office Phone \_\_\_\_\_ (210) 458-8872  
 Affiliation \_\_\_\_\_ NCAA Division I Football Bowl Subdivision  
 Conference \_\_\_\_\_ Conference USA (West Division)  
 Stadium (Capacity) \_\_\_\_\_ Alamodome (36,582)  
 Playing Surface \_\_\_\_\_ FusionH XP2 Synthetic Turf  
 Press Box Phone \_\_\_\_\_ (210) 704-6200

**Coaching Staff**

Head Coach \_\_\_\_\_ Jeff Traylor (Stephen F. Austin '90)  
 Career Record (Years) \_\_\_\_\_ 16-5 (2)  
 Assistant Coaches \_\_\_\_\_ Barry Lunney Jr. (Associate Head Coach/Offensive Coordinator/Quarterbacks), Jess Loepp (co-Defensive Coordinator/Safeties), Rod Wright (co-Defensive Coordinator/Defensive Line), Tommy Perry (Special Teams Coordinator), Nick Graham (Cornerbacks), Julian Griffin (Running Backs), Matt Mattox (Run Game Coordinator/Offensive Line), Will Stein (Passing Game Coordinator/Wide Receivers), Brad Sherrod (Linbackers), Kurt Traylor (Tight Ends)  
 Analysts (Offense) \_\_\_\_\_ Justin Burke, Sean Davis, Pavit Patel  
 Analysts (Defense) \_\_\_\_\_ Zach Brown, Drew Rhodes, Zak Sauve  
 Analyst (Special Teams) \_\_\_\_\_ Chris Roberts  
 Graduate Assistants \_\_\_\_\_  
 \_\_\_\_\_ Cutter Leftwich (Offense), Hunter Rittmann (Offense)  
 Head Strength & Conditioning Coach \_\_\_\_\_ Ryan Filo  
 Director of Operations \_\_\_\_\_ Kevin Brown  
 Director of Player Personnel \_\_\_\_\_ Joe Price  
 Chief of Staff \_\_\_\_\_ Matt Turner  
 Player Development Coordinator \_\_\_\_\_ Damon Williams  
 Head of Equipment Operations \_\_\_\_\_ Tyler Renard  
 Video Coordinator \_\_\_\_\_ Alex Nicasio  
 Video Production Assistant \_\_\_\_\_ Joshua Guerra  
 Head Football Trainer \_\_\_\_\_ Nik Turner  
 Senior Administrative Assistant \_\_\_\_\_ James Gellido  
 Football Office Phone \_\_\_\_\_ (210) 458-5011

**Team Information**

2020 Record \_\_\_\_\_ 7-5 (.583)  
 2020 C-USA Record/Finish \_\_\_\_\_ 5-2 (.714)/2nd, West  
 Letterwinners Returning/Lost \_\_\_\_\_ 70/10  
 Starters Returning (O/D/ST) \_\_\_\_\_ 24 (10/11/3)  
 Starters Lost (O/D/ST) \_\_\_\_\_ 1 (1/0/0)  
 Offensive Formation \_\_\_\_\_ Multiple  
 Defensive Formation \_\_\_\_\_ 3-4

**Program History**

First Year \_\_\_\_\_ 2011  
 All-Time Record \_\_\_\_\_ 61-66 (.480)  
 All-Time Home Record \_\_\_\_\_ 35-28 (.555)  
 All-Time Away Record \_\_\_\_\_ 26-37 (.413)  
 All-Time Neutral Record \_\_\_\_\_ 0-1 (.000)  
 All-Time Conference Record \_\_\_\_\_ 38-36 (.514)  
 \_\_\_\_\_ WAC: 3-3 (.500), 2012  
 \_\_\_\_\_ C-USA: 35-33 (.515), 2013-present

**Athletics Communications**

Associate AD (primary contact) \_\_\_\_\_ Kyle Stephens  
 Email \_\_\_\_\_ kyle.stephens@utsa.edu  
 Phone \_\_\_\_\_ (210) 887-3636  
 Associate Director (secondary contact) \_\_\_\_\_ Brent Ingram  
 Email \_\_\_\_\_ brent.ingram@utsa.edu  
 Phone \_\_\_\_\_ (210) 845-8651  
 Address \_\_\_\_\_ One UTSA Circle, San Antonio, TX 78249  
 Website \_\_\_\_\_ goUTSA.com

**TUNING IN**

Saturday's game will air on ESPN+ and is available on WatchESPN.com and the ESPN app. Lincoln Rose (play-by-play) and LaDarrin McLane (analyst) have the call. The contest will air live on Ticket 760 AM in the San Antonio area, on Sirius channel 121, XM channel 204 and SiriusXM app channel 967. Andy Everett (play-by-play), Jay Riley (analyst) and Pat Evans (reporter) will call the action. The pregame show will begin at 12:30 p.m. and there will be a 45-minute postgame show. The radio broadcast also can be heard online at Ticket760.com and via the iHeartRadio and The Varsity Network apps.

**UTSA OFF TO RECORD STARTS**

The Roadrunners have stormed out to the best overall (9-0) and conference (5-0) starts in program history and currently are riding a school-record nine-game winning streak, tied with Cincinnati for the third-longest active streak in the FBS. UTSA has broken the program record for wins in a season with nine following the 44-23 road win over UTEP. The Roadrunners join Cincinnati, Georgia and Oklahoma as the only undefeated FBS teams, and they have been victorious in a program-best eight consecutive league contests. The Roadrunners have won 12 of their last 13 contests dating back to last season with the only loss a 31-24 setback to No. 16 Louisiana in the First Responder Bowl on Dec. 26, 2020, in Dallas. The previous best overall start to a season before the first loss came when the 2012 team started 5-0, while the best start to a conference schedule was 2-0 in 2018.

**ROADRUNNERS CONTINUE TO CLIMB IN NATIONAL RANKINGS**

UTSA continues to move up in the national rankings, appearing at No. 15 in the Associated Press Top 25 and No. 16 in the USA TODAY Sports AFCA Coaches Poll this week. The Roadrunners received 606 votes to jump one spot to No. 15 — their highest ranking ever — in this week's AP Top 25. UTSA first cracked the AP Top 25 at No. 24 three weeks ago before moving up one position after the 45-16 win at Louisiana Tech and then to 16th on Oct. 31. This also marks the seventh consecutive week and eighth time overall UTSA has received votes in the poll. On Sept. 20, 2020, UTSA collected two votes in the AP Top 25 Poll, a first for the program. The Roadrunners received 525 votes this week to move from No. 18 to 16th in the USA TODAY Sports AFCA Coaches Poll. UTSA made its first appearance in the top 25 in program annals at No. 25 on Oct. 17 and this marks the ninth straight week the Roadrunners have collected votes in that poll. The Roadrunners were bumped up one spot to No. 15 in this week's Football Writers Association of America/National Football Foundation Super 16 Poll.

**REMEMBER NOVEMBER**

UTSA won all three games in the month of November last season in the debut campaign for head coach Jeff Traylor and is off to a 1-0 start this year following Saturday's 44-23 road triumph over UTEP. The Roadrunners rolled past UTEP 52-21, outlasted Southern Miss 23-20 on the road and scored a 49-17 triumph over North Texas a year ago this month. UTSA is 20-19 all-time in games played in the 11th month of the calendar year.

**HOME SWEET DOME**

UTSA has won a school-record seven straight home games dating back to last season's 27-26 comeback win over Louisiana Tech on Oct. 24. In fact, the Roadrunners reeled off three straight victories at the Alamodome last year to close out Jeff Traylor's debut campaign and they have come out on top in the first four home contests this fall. UTSA is 35-28 all-time in home games, including 9-1 under Traylor.

**UTSA ROLLS PAST UTEP**

Sincere McCormick rushed for 169 yards and Zakhari Franklin racked up 114 receiving yards and two touchdown catches to help lead No. 16 UTSA to a 44-23 victory over UTEP in Conference USA action on Saturday night in front of 31,658 fans at the Sun Bowl. McCormick logged his seventh 100-yard performance of the season, tying his own school standard, and UTSA-record 17th of his career on 21 carries, surpassing the 1,000-yard barrier for the second straight season in the process (1,060). The Converse Judson High School product also had a touchdown on the ground and caught a pair of passes for 20 yards. Franklin did his damage through the air, catching 10 passes en route to his fourth 100-yard output of the season, matching his own UTSA record and extending his career mark to nine. Frank Harris directed the offense to its fourth straight game of scoring 40 or more points. The Schertz Clemens High School graduate completed 22 of 34 passes for 286 yards and two touchdowns and he also ran for 76 yards and a pair of scores, helping UTSA tally 562 yards of offense, including a season-best 276 rushing. Rashad Wisdom paced the defense with 10 tackles, including eight solo stops, to go with a pass breakup. Antonio Parks posted a pair of PBUs and three tackles, while Trumane Bell II, Brandon Brown, Jaylon Haynes, Denzel Feaster and Charles Wiley recorded a tackle for loss apiece.

**SCOUTING SOUTHERN MISS**

The Golden Eagles fell to 1-8 overall and 0-5 in Conference USA with a 38-14 home setback to North Texas last Saturday. Southern Miss is averaging 13.7 points and 252.0 yards of offense per game while yielding 30.2 points and 367.8 yards per contest. Frank Gore Jr. leads the offense with 608 yards and a touchdown on 142 rushes, while Jason Brownlee is the top receiver with 33 catches for 427 yards and four TDs. Southern Miss has played multiple quarterbacks this season led by Jake Lange, who is 70 of 137 for 843 yards and five touchdowns. Malik Shorts paces the defense with 76 tackles and two interceptions, while Josh Carr has posted a team-high 4.5 sacks. Head coach Will Hall is in his first season at the helm.

**SERIES HISTORY**

Saturday will mark the eighth meeting between UTSA and Southern Miss. The Golden Eagles hold a 4-3 edge in the all-time series, which is tied at 2-2 in games played at the Alamodome. The Roadrunners scored a 23-20 road win in the last meeting on Nov. 21, 2020, in Hattiesburg.

**UTSA/Southern Miss Series History**

Date	Location	Score
11/13/14	San Antonio	W, 12-10
10/17/15	Hattiesburg	L, 10-32
10/8/16	San Antonio	W, 55-32
10/7/17	San Antonio	L, 29-31
10/20/18	Hattiesburg	L, 17-27
11/16/19	San Antonio	L, 17-36
11/21/20	Hattiesburg	W, 23-20

**WHO'S COUNTING?**

Now in their 11th season of play, the Roadrunners will play the 128th game in program history on Saturday when they face Southern Miss at the Alamodome. UTSA is 61-66 all time and 35-28 in home games. By comparison, Southern Miss has been playing football since 1912 and is 602-439-27 all-time.

**CELEBRATING 10TH ANNIVERSARY**

This fall, UTSA is celebrating the 10th anniversary of its inaugural 2011 season. The Roadrunners started their football program from scratch and, following a practice year in 2010, played their first season as an FCS Independent in 2011 before joining the Western Athletic Conference for the 2012 campaign. UTSA moved into its current league home — Conference USA — in 2013 and became a full-fledged FBS member starting with the 2014 season. The Roadrunners set NCAA modern startup program records in 2011 by drawing 56,743 fans to their inaugural game against Northeastern State and by averaging 35,521 fans for their six home contests that season. UTSA made its first postseason appearance at the 2016 New Mexico Bowl in its sixth season of play and registered its first win against a team from a Power 5 conference the following season with a 17-10 victory over Baylor. UTSA now has posted at least six wins in six of the 11 seasons in program history and it has reached the seven-win plateau four times, including in both years of the Jeff Traylor era. This year's squad has surpassed the 2012 team by winning a program-record nine games, while the Roadrunners finished with seven victories in 2013 and 2020.

**TRAYLOR BUILDING ON FIRST-YEAR SUCCESS**

Second-year UTSA head coach Jeff Traylor, a member of the Paul "Bear" Bryant Awards Coach of the Year watch list, made history in several ways in his first season at the helm in 2020, and his second campaign is off to a resounding start. The Roadrunners opened the season with the program's second triumph over a team from a Power Five conference in the 37-30 road win over Illinois and then posted a 54-0 rout of Lamar, the program's first shutout and largest margin of victory. He became the first coach in program history to post back-to-back 3-0 starts after the 27-13 victory over Middle Tennessee on Sept. 18. One week later, Traylor guided the Roadrunners to the largest comeback win in school history, as UTSA overcame a 21-0 deficit for a 31-28 road triumph over Memphis. UTSA matched the best start in program history by running their record to 5-0 following the 24-17 win against UNLV and then improved to 6-0 for the first time in school annals following the 52-46 road win over WKU. The Roadrunners logged their second shutout of the season with the 45-0 rout of Rice before winning for the first time in Ruston with a 45-16 triumph over Louisiana Tech. UTSA broke the school record for wins in a season following the 44-23 road win over UTEP, improving to 9-0 overall and 5-0 in Conference USA play, both program best starts. Last fall, he became the first head coach in program annals to win his first three games and to notch seven victories in his debut season. Traylor boasts more than 30 years of coaching experience, including a highly successful 15-year career as head coach at Gilmer High School, where he led his hometown Buckeyes to three state championships and two state runner-up finishes and posted a 175-26 (.871) record. Named the third head coach in UTSA history on Dec. 9, 2019, Traylor previously was the associate head coach and running backs coach at Arkansas (2018-19) and SMU (2017) after two seasons at Texas serving as associate head coach for the offense and receivers coach in 2016 and special teams coordinator and tight ends coach in 2015. On Oct. 31, Traylor agreed to a contract extension that will keep him in San Antonio through 2031.

**« RADIO BROADCAST INFO »**

All UTSA football games will be carried live in the San Antonio area on Ticket 760 AM, online at [Ticket760.com](http://Ticket760.com) and via the free iHeartRadio app and The Varsity Network.

Andy Everett, the play-by-play voice of the Roadrunners, will be joined for football broadcasts by analyst Jay Riley along with sideline reporter Pat Evans. There will be two-hour pregame and 45-minute postgame shows for each broadcast.

Everett also will host "The Jeff Traylor Radio Show", from 7-8 p.m. each Wednesday (subject to change) live from the Sand Box (7280 UTSA Blvd). The show will air live on Ticket 760 AM, online at [Ticket760.com](http://Ticket760.com) and via the free iHeartRadio app and The Varsity Network.



**UTSA BY THE NUMBERS**

Record .....	9-0
Conference USA .....	5-0
vs. West .....	3-0
vs. East .....	2-0
Non-Conference .....	4-0
Home .....	4-0
Road .....	5-0
Day .....	1-0
Night .....	8-0
UTSA scores on first possession .....	5-0
Opponent scores on first possession .....	1-0
UTSA scores first .....	7-0
Opponent scores first .....	2-0
UTSA leads after 1st quarter .....	6-0
Opponent leads after 1st quarter .....	2-0
Teams are tied after 1st quarter .....	1-0
UTSA leads at halftime .....	8-0
Opponent leads at halftime .....	1-0
Teams are tied at halftime .....	0-0
UTSA leads after 3rd quarter .....	8-0
Opponent leads after 3rd quarter .....	1-0
Teams are tied after 3rd quarter .....	0-0
Game goes to overtime .....	0-0
Scores less than 20 pts .....	0-0
Scores 20+ points .....	9-0
Scores 30+ points .....	7-0
Allows less than 20 pts .....	5-0
Allows 20+ points .....	3-0
Allows 30+ points .....	2-0
UTSA has more total yards .....	7-0
Opponent has more total yards .....	2-0
UTSA has more rushing yards .....	9-0
Opponent has more rushing yards .....	0-0
UTSA has more passing yards .....	5-0
Opponent has more passing yards .....	4-0
Rushes for fewer than 100 yards .....	0-0
Rushes for more than 100 yards .....	9-0
Rushes for 200+ yards .....	5-0
Passes for 200+ yards .....	6-0
Passes for 300+ yards .....	2-0
UTSA has 100-yard rusher .....	7-0
Opponent has 100-yard rusher .....	0-0
UTSA has 100-yard receiver .....	6-0
Opponent has 100-yard receiver .....	6-0

## THIS WEEK IN C-USA

### Saturday, Nov. 13

WKU at Rice* (ESPN+)	1 p.m.
UAB at Marshall* (CBSSN)	2:30 p.m.
FIU at Middle Tennessee* (ESPN3)	2:30 p.m.
Florida Atlantic at Old Dominion* (ESPN+)	2:30 p.m.
Southern Miss at UTSA* (ESPN+)	2:30 p.m.
Charlotte at Louisiana Tech* (Stadium)	2:30 p.m.
UTEP at North Texas* (ESPN+)	3 p.m.

\* Conference USA game

All times Central



## HARRIS NAMED DAVEY O'BRIEN SEMIFINALIST

UTSA quarterback Frank Harris on Tuesday was named one of 20 semifinalists for the Davey O'Brien National Quarterback Award. The senior from Schertz Clemens High School has completed 173 of 254 passes for 2,079 yards and 18 touchdowns against only three interceptions and also has rushed for 346 yards and four TDs on 64 carries, giving him 2,425 yards of total offense and 22 total scores.

## HIGH-SCORING ROADRUNNERS

UTSA has emerged as one of the highest-scoring teams in the nation this season, ranking second in Conference USA and ninth in the FBS at 39.9 points per game. The Roadrunners have topped the 30-point barrier in seven games and have surpassed 50 points twice this fall, including in the 52-46 shootout win at WKU on Oct. 9. UTSA has scored 40-plus points in each of the last four contests — a program record — and is averaging 46.5 points over that stretch. With 359 points scored through nine games, the Roadrunners are 20 points shy of the program's single-season record of 379 points scored in 13 contests in 2016, and they have their sights set on taking down the points-per-game standard of 31.2 established in 12 games in 2012.

## SCORING IN UNCONVENTIONAL WAYS

While UTSA might be averaging 39.9 points per game, not all of the scoring has come from the offense. The Roadrunners have found ways to reach the end zone in the other two phases of the game, as well. UTSA ranks third in the FBS behind Nevada and Ohio State with five defensive touchdowns — three interception returns and a pair of fumble returns — to go with one special teams TD this year. The Roadrunners are one of 10 FBS teams to have scored in all three phases in a single game this season. Additionally, UTSA has broken the school record with three interception return touchdowns this season, all of which occurred in back-to-back games in October.

### UTSA's Non-Offensive Touchdowns

Touchdown	Play	Opponent
Sheldon Jones	76-yard punt return	Lamar (9/11)
Charles Wiley	44-yard fumble return	Lamar (9/11)
Lorenzo Dantzler	3-yard fumble return	Middle Tennessee (9/18)
Trevor Harmanson	40-yard interception return	Rice (10/16)
Corey Mayfield Jr.	49-yard interception return	Rice (10/16)
Dadrian Taylor	51-yard interception return	Louisiana Tech (10/23)

## RECORDS BY UNIFORM COMBO

### Blue Helmets (40-44) Record

Blue Jerseys/Blue Pants	9-6
Blue Jerseys/Orange Pants	2-0
Blue Jerseys/White Pants	9-7
Orange Jerseys/Blue Pants	2-3
Orange Jerseys/Orange Pants	2-3
Orange Jerseys/White Pants	1-0
White Jerseys/Blue Pants	4-9
White Jerseys/Orange Pants	3-4
White Jerseys/White Pants	6-12
Gray Jerseys/Blue Pants	1-0
Gray Jerseys/Gray Pants	1-0

### White Helmets (20-22) Record

Blue Jerseys/Blue Pants	2-1
Blue Jerseys/Orange Pants	1-0
Blue Jerseys/White Pants	5-5
Orange Jerseys/Orange Pants	1-1
Orange Jerseys/White Pants	1-3
White Jerseys/Blue Pants	2-2
White Jerseys/Orange Pants	1-4
White Jerseys/White Pants	7-5
Lead Jerseys/White Pants	0-1

### Black Helmets (1-0) Record

Black Jerseys/Black Pants	1-0
---------------------------	-----

## LIMITING PENALTIES

UTSA ranks as one of the least-penalized teams in the nation through eight games this season. The Roadrunners have committed only 39 penalties for 401 yards, league-best figures that stand 10th and 28th nationally, respectively. UTSA's averages of 4.33 penalties and 44.56 penalty yards per game also lead Conference USA and rank 10th and 29th among FBS teams. The program record for fewest penalties committed in a season is 63 set in 10 games in 2011.

## OFFENSE DOING DAMAGE VIA AIR AND GROUND

Under the direction of second-year offensive coordinator Barry Lunney Jr., the Roadrunners have featured an offensive attack that can do damage on the ground and through the air. UTSA opened the 2021 season by piling up 497 yards of offense with 280 passing and 217 rushing in the 37-30 road win over Illinois. In the 54-0 rout of Lamar, a trio of quarterbacks combined to attempt 32 passes, completing 26 for 321 yards, while the Roadrunners rushed 29 times for 106 yards. In the 27-13 victory over Middle Tennessee, UTSA piled up 277 passing yards on 26-of-45 passing while running 44 times for 175 yards before posting 205 rushing and 194 passing in the 31-28 comeback win at Memphis. The Roadrunners threw for 278 yards and ran for 104 in the 24-17 victory over UNLV and then logged their top offensive yardage total of the season with 564, including a season-high 372 passing yards, in the 52-46 win at WKU. UTSA rushed for 261 as part of a 403-yard output in the 45-0 shutout of Rice on Oct. 16. The Roadrunners have unleashed a balanced attack in each of the last two games, running for 213 yards and throwing for 193 in the 45-16 road win over Louisiana Tech and then tallying a season-high 276 rushing yards and 286 passing yards for a total of 562 in the 44-23 road triumph over UTEP. On the season, UTSA is averaging 260.3 passing yards and 194.3 rushing yards (2nd/C-USA) per outing to rank third in the league and 23rd nationally in total offense (454.7 ypg).

## TRACKING UTSA'S OPPONENTS

Opponent	Result	Opp. Record	Opp. Last Game	Opp. Next Game
at Illinois	W, 37-30	4-6	W, 14-6 at Minnesota	at Iowa (Nov. 20)
vs. Lamar	W, 54-0	2-7	L, 21-42 at Tarleton State	vs. Jacksonville State (Nov. 13)
vs. Middle Tennessee	W, 27-13	4-5	L, 21-48 at WKU	vs. FIU (Nov. 13)
at Memphis	W, 31-28	5-4	W, 28-25 vs. SMU	vs. East Carolina (Nov. 13)
vs. UNLV	W, 24-17	1-8	W, 31-17 at New Mexico	vs. Hawai'i (Nov. 13)
at WKU	W, 52-46	5-4	W, 48-21 vs. Middle Tennessee	at Rice (Nov. 13)
vs. Rice	W, 45-0	3-6	L, 24-31(OT) at Charlotte	vs. WKU (Nov. 13)
at Louisiana Tech	W, 45-16	2-7	L, 38-52 at UAB	vs. Charlotte (Nov. 13)
at UTEP	W, 44-23	6-3	L, 23-44 vs. UTSA	at North Texas (Nov. 13)
vs. Southern Miss	—	1-8	L, 14-38 vs. North Texas	at UTSA (Nov. 13)
vs. UAB	—	6-3	W, 52-38 vs. Louisiana Tech	at Marshall (Nov. 13)
North Texas	—	3-6	W, 38-14 at Southern Miss	vs. UTEP (Nov. 13)

## SINCERE SUCCESS

After enjoying one of the most heralded seasons in program history in 2020, UTSA running back Sincere McCormick is continuing that success in his third year. The Converse Judson High School product started 2021 off on the right foot by piling up 117 yards on 31 carries in the 37-30 road win over Illinois on Sept. 4. He followed that outing with a two-touchdown performance in the 54-0 rout of Lamar, moving him atop the program's career rushing TD chart. He posted 105 yards on 23 carries in the 27-13 triumph over Middle Tennessee before breaking his own school record with 41 carries for 184 yards and three TDs in the 31-28 comeback win at Memphis, earning him Earl Campbell Tyler Rose Award National Player of the Week accolades. He rushed for 89 yards and a TD in the win over UNLV before rushing for 120 on 23 carries in the 52-46 win at WKU. McCormick gashed Rice for 117 yards on 13 totes, including a career-long 81-yard sprint, before posting 113 yards and three scores on 23 rushes in the 45-16 win at Louisiana Tech. McCormick went for 169 yards on 21 carries, including a 75-yard TD dash on the second play from scrimmage, in the 44-23 road win over UTEP for his school record-tying seventh 100-yard game of the season and UTSA-best 17th of his career. He now has topped the 1,000-yard barrier for the second straight season with 1,060 yards (7th/FBS) and 10 scores on 211 rushes this fall. A preseason All-American by five national publications (Athlon Sports, Phil Steele, Sporting News, USA TODAY and Walter Camp), he has been pegged as the C-USA Preseason Offensive Player of the Year and the Best Running Back in the state of Texas by Dave Campbell's Texas Football. He also appears on preseason watch lists for the Doak Walker, Earl Campbell Tyler Rose, Maxwell and Walter Camp Player of the Year Awards. The honors are nothing new for McCormick, as he earned a long list of accolades in 2020 including being named a second-team All-American by both the Football Writers Association of America and Phil Steele. He was one of five finalists for the Earl Campbell Tyler Rose Award and a semifinalist for the Doak Walker Award after rushing for 1,467 yards and 11 touchdowns on 249 carries, all UTSA records. McCormick was tabbed Dave Campbell's Texas Football Texas College Player of the Year and an All-Texas College First Team selection, as well as the Conference USA Offensive Player of the Year and a first-team all-conference performer. He led the league and ranked second nationally behind Iowa State's Breece Hall in rushing yards while posting a conference-best seven 100-yard rushing games.

## REWRITING THE RECORD BOOK

With just 32 games as a Roadrunner to his name, Sincere McCormick has rewritten the program's record book. UTSA's career rushing leader with 3,510 yards, he currently ranks second among active FBS players in rushes (19.91) and rushing yards (109.7) per game (107.8) and fourth in rushing yards. He owns the best averages for rushing yards per attempt (5.5) and game (109.7) in program annals. His 17 career 100-yard rushing games and 123.1 all-purpose yards per outing also stand at the top of the program's career chart. McCormick eclipsed David Glasco's UTSA standard of 20 career rushing TDs with two scores in the 54-0 rout of Lamar on Sept. 11, and he now has 29. He raced past Jarveon Williams' career rushing attempts mark of 474 earlier this season and now has 637 carries. He also is the program's all-time leader in points scored by a non-kicker with 180. Last fall, he smashed the school's single-season standards with 1,467 rushing yards, 11 rushing TDs and 249 carries. The 2020 Conference USA Offensive Player of the Year also set single-season marks with seven 100-yard rushing games — which he has tied this fall — and 133.4 rushing yards per contest, and he shattered his own all-purpose mark with 1,598 yards.

### Sincere McCormick's UTSA Records

#### Game

- 251** rushing yards (vs. North Texas, 11/28/20)
- 3** rushing TDs (3x, last at Louisiana Tech, 10/23/21)
- 42** rushes (vs. Memphis, 9/25/21)

#### Season

- 1,467** rushing yards (2020)
- 11** rushing touchdowns (2020)
- 249** rushes (2020)
- 133.4** rushing yards/game (2020)
- 7** 100-yard rushing games (2020, 2021)
- 1,598** all-purpose yards (2020)
- 145.3** all-purpose yards/game (2020)

#### Career

- 3,510** rushing yards
- 29** rushing touchdowns
- 30** total touchdowns
- 180** points (non-kicker)
- 637** rushes
- 5.5** yards/rush
- 109.7** rushing yards/game
- 17** 100-yard rushing games
- 3,940** all-purpose yards
- 123.1** all-purpose yards/game

## QB ROOM LOADED WITH EXPERIENCE

UTSA is in rare company when it comes to the experience found in the quarterback room. The Roadrunners were one of only 15 teams with three or more QBs who had an FBS start entering the season. Frank Harris has started 23 games under center during his UTSA career and owns a 17-6 record, while Josh Adkins made 20 starts at New Mexico State before transferring to UTSA prior to a 2020 campaign that saw him make one start for the Roadrunners. Lowell Narcisse has earned the starting nod in eight contests over the last three seasons as a Roadrunner.

## STATS LEADERS

### PASSING

PLAYER	COMP - ATT - INT - YDS - TD
Frank Harris	173 - 254 - 3 - 2,079 - 18
Josh Adkins	15 - 23 - 0 - 164 - 2
Eddie Lee Marburger	2 - 4 - 0 - 69 - 0

### RUSHING

PLAYER	ATT - YDS - TD
Sincere McCormick	211 - 1,060 - 10
Frank Harris	64 - 346 - 4
Brenden Brady	38 - 140 - 2
B.J. Daniels	32 - 159 - 1
Jaylon Lott	7 - 19 - 0
Kevorian Barnes	6 - 16 - 0
Josh Adkins	4 - 6 - 0
Kaedric Cobbs	3 - 18 - 0
Joshua Cephus	2 - 11 - 0
Justin Rodriguez	2 - 4 - 0

### RECEIVING

PLAYER	REC - YDS - TD
Zakhari Franklin	55 - 686 - 8
Joshua Cephus	51 - 576 - 5
De'Corian Clark	31 - 479 - 5
Sincere McCormick	11 - 105 - 0
Tykee Ogle-Kellogg	10 - 117 - 1
Oscar Cardenas	9 - 127 - 1
Tre'Von Bradley	5 - 29 - 0
Cade Stoever	3 - 89 - 0
Gavin Sharp	3 - 39 - 0
Frank Harris	2 - 26 - 1
Leroy Watson	2 - 21 - 0
Dan Dishman	2 - 20 - 0
Brenden Brady	2 - 18 - 0

### TACKLES

PLAYER	TOT - TFL - SACK
Rashad Wisdom	57 - 4.0 - 0.0
Trevor Harmanson	36 - 2.5 - 1.0
Dadrian Taylor	33 - 3.5 - 2.5
Jamal Ligon	30 - 0.5 - 0.5
Antonio Parks	28 - 1.0 - 0.0
Charles Wiley	27 - 7.5 - 2.5
Denzel Feaster	25 - 1.5 - 0.0
Clarence Hicks	24 - 10.0 - 6.0
Tariq Woolen	23 - 2.5 - 0.0
Corey Mayfield Jr.	21 - 0.0 - 0.0
Jaylon Haynes	21 - 2.0 - 0.0
Ken Robinson	19 - 2.5 - 0.0
Kelechi Nwachuku	18 - 0.0 - 0.0
Clifford Chatman	18 - 0.5 - 0.5
Brandon Matterson	16 - 1.0 - 0.5
Asyrus Simon	16 - 2.0 - 0.5
Dru Prox	16 - 2.0 - 1.5
Jahmal Sam	15 - 1.0 - 1.0
Trumane Bell II	15 - 6.5 - 5.0

## C-USA PRESEASON POLL

### WEST DIVISION

1. UAB (15)
2. UTSA (9)
3. Louisiana Tech
4. Southern Miss
5. Rice
6. North Texas
7. UTEP

### EAST DIVISION

1. Marshall (17)
  2. Florida Atlantic (6)
  3. WKU (1)
  4. Charlotte
  5. Middle Tennessee
  6. FIU
  7. Old Dominion
- (first place votes in parentheses)

## 100-YARD RUSHERS

Player	2021	Career
Sincere McCormick	7	17
Frank Harris	0	3
Brenden Brady	0	1
Lowell Narcisse	0	1

## 100-YARD RECEIVERS

Player	2021	Career
Zakhari Franklin	4	9
De'Corian Clark	2	2
Sheldon Jones	0	1

## INTERCEPTIONS

Player	2021	Career
Rashad Wisdom	0	5
Corey Mayfield Jr.	2	4
Trevor Harmanson	1	2
Clarence Hicks	1	2
Dadrian Taylor	1	2
Tariq Woolen	1	2
Antonio Parks	0	1
Jahmal Sam	1	1
Jarrett Preston	1	1
Donyai Taylor	0	1

## SACKS LEADERS

Player	2021	Career
DeQuarius Henry	1.5	11.5
Lorenzo Dantzler	1.0	10.0
Trumane Bell II	5.0	9.5
Clarence Hicks	6.0	8.0
Jaylon Haynes	0.0	7.0
Charles Wiley	2.5	4.5
Jamal Ligon	0.5	4.5
Brandon Matterson	0.5	2.5
Dadrian Taylor	2.5	2.5
Christian Clayton	0.0	2.0
Trevor Harmanson	1.0	2.0
Rashad Wisdom	0.0	2.0
Dru Prox	1.5	1.5
Tariq Woolen	0.0	1.5

## DOUBLE-FIGURE TACKLERS

Player	2021	Career
Rashad Wisdom	2	7
Jamal Ligon	0	1
Kelechi Nwachuku	0	1
Ken Robinson	0	1
Trevor Harmanson	0	1

## CAREER GAMES PLAYED

### Most Games Played at UTSA (min. 40):

B.J. Daniels (54); Dominic Pastucci (51); DeQuarius Henry (48); Jaylon Haynes (46); Lorenzo Dantzler (45); Hunter Duplessis (43); Sheldon Jones (43); Tyler Mahnke (43); Corey Mayfield Jr. (42); Dadrian Taylor (41); Spencer Burford (40); Tariq Woolen (40)

### Most Games Played (min. 40):

Antonio Parks (56), B.J. Daniels (54), Charles Wiley (54); Dominic Pastucci (51), DeQuarius Henry (48); Jaylon Haynes (46); Lorenzo Dantzler (45); Hunter Duplessis (43); Sheldon Jones (43); Tyler Mahnke (43); Corey Mayfield Jr. (42); Dadrian Taylor (41); Spencer Burford (40); Tariq Woolen (40)

## OVERCOMING ADVERSITY

Frank Harris has overcome a series of challenging setbacks due to injury over the past half-decade to emerge as one of the top dual-threat quarterbacks in the nation. A member of watch lists for the Davey O'Brien National Quarterback and Manning Awards, the lefthander has battled back from two knee injuries, including one that knocked him out for the entire 2018 season, and a shoulder injury that ended his 2019 campaign after four games to appear in 24 contests with 23 starts (17-6 record). He opened this season by throwing for 280 yards and a touchdown on 20-of-32 passing, and he also ran for 33 yards and a TD to help UTSA score a 37-30 road victory over Illinois. He followed that by completing 13 of 15 passes for 118 yards in the 54-0 rout of Lamar. Harris passed for 264 yards and a pair of scores and added 56 rushing yards in the 27-13 victory over Middle Tennessee before hitting on 18-of-28 passes for 186 yards and a TD in the comeback win at Memphis. He completed 80% (24-30) of his passes for 278 yards and two TDs in the 24-17 win over UNLV. Harris turned in arguably his top performance as a Roadrunner in the 52-46 win at WKU, completing 28 of 38 passes for a career-best 349 yards and school-record six touchdowns to earn Manning Award QB of the Week and C-USA Offensive Player of the Week honors. He rushed for 51 yards, giving him the single-game total offense program mark of 400, and he also caught a 23-yard TD pass and forced a fumble on his only interception of the night against the Hilltoppers. After throwing for 318 yards and four TDs and rushing for 106 yards combined in wins over Rice and Louisiana Tech, the Schertz Clemens High School product accounted for 362 yards and four scores in the 44-23 road triumph over UTEP, completing 22 of 34 passes for 286 yards and 2 TDs and rushing for 76 yards and 2 scores. He now has completed 173 of 254 passes for 2,079 yards and 18 touchdowns this fall, and 398 of 595 passes for 4,195 yards and 33 touchdowns as a Roadrunner. He currently owns UTSA career records for completion percentage (.669) and passing efficiency (140.7), while he ranks third in passing yards and TDs.

## TARGETING THIS TRIO

Joshua Cephus, De'Corian Clark and Zakhari Franklin have teamed up to give UTSA a formidable receiving trio this season, combining for 1,741 yards and 18 touchdowns on 137 receptions through the first nine games. Despite missing the UNLV game, Franklin paces the squad with 686 receiving yards and eight TDs on 55 receptions. Cephus ranks second with 51 catches for 576 yards and five TDs. Clark — whose nickname "J.T." is short for his middle name, John Thomas — exploded onto the scene in the month of October with 19 of his 31 receptions, 304 of his 479 yards and four of his five scores. Franklin, a Cedar Hill High School product, has become the program's all-time receiving yardage (1,871), receptions (142) and receiving TDs (18) leader, doing so in just 27 career contests. Cephus, a Houston native who tied the UTSA single-season record with 58 receptions in 2020, now ranks third on the program's career list with 1,276 yards and fourth with 117 catches. All three receivers were part of UTSA's 2019 signing class and have seen action in each of the past three seasons.

## MAKING HIS MARK

UTSA wide receiver Zakhari Franklin is making his mark as one of Conference USA's top pass-catchers. The third-year wide receiver has registered four 100-yard performances this season and nine for his career, both school records. He opened the 2021 campaign by catching 10 passes for 155 yards and a touchdown in the 37-30 road victory over Illinois and then surpassed the century mark again with 114 yards and a score on eight catches in the 27-13 win versus Middle Tennessee. The Cedar Hill native has topped 100 yards and scored a pair of touchdowns in each of his last two outings, going for 118 yards on five catches in the 45-16 road triumph over Louisiana Tech before catching 10 balls for 114 yards in the 44-23 win at UTEP. Franklin leads the Roadrunners with 55 receptions — three shy of the school record — and 686 receiving yards — just short of his UTSA-best 694 posted in 2020 — and he shares the school standard with eight TD catches this fall, which ranks second in C-USA and 11th nationally. UTSA's career record-holder for every major receiving category also stands second in the league and 15th in the FBS in receptions per game (6.9) and fifth in the conference and 31st in the country with 85.8 yards per contest.

## EXPERIENCE UP FRONT

UTSA boasts one of the most experienced offensive lines in the country. Entering this season, nine different Roadrunners owned at least two starts, the second-best total in the country behind Minnesota's 10. Leading the way is the senior trio of Spencer Burford, Kevin Davis and Ahofitu Maka with a combined 106 starts during their UTSA careers. Burford, a San Antonio Wagner graduate and member of the Outland Trophy watch list, has made 38 starts at both guard and tackle. Maka, a Hawaiian who appears on the watch list for the Polynesian College Football Player of the Year, has drawn 32 starts with all but one at center. Those two Roadrunners earned second-team All-Conference USA accolades last fall after helping UTSA set school records for rushing yards (2,585), rushing yards per game (215.4), yards per rush (5.21) and rushing touchdowns (24). Davis a native of Angleton, Texas, has earned 36 career starts, including 14 at center.

### UTSA's Offensive Line Starts

Spencer Burford	38
Kevin Davis	36
Ahofitu Maka	32
Makai Hart	16
Terrell Haynes	15
Dominic Pastucci	11
Jalyn Galmore	7
Brandon Rolfe	7
Demetris Allen	3
<b>Total</b>	<b>166</b>

## PROTECTING THE QB

UTSA's experienced offensive line has emerged as one of the best in the nation when it comes to protecting the quarterback. Through nine games, the group has yielded only seven sacks, a conference-best average of 0.84 per game that ranks fourth in the FBS. The Roadrunners have surrendered just one sack in the last five contests while attempting 146 passes over that stretch.

## TAKING CARE OF THE FOOTBALL

The Roadrunners rank among the best in the nation when it comes to taking care of the football. UTSA has committed only seven turnovers through the first nine contests to lead Conference USA and rank ninth in the FBS in turnovers lost. UTSA has lost four fumbles and thrown only three interceptions, which paces the league and stands sixth in the country. The Roadrunners have been turnover-free in each of the last three games and last turned the ball over in the 52-46 win at WKU on Oct. 9.

## DEFENSIVE PROWESS

Under the direction of co-defensive coordinators Jess Loepp and Rod Wright, UTSA's defense has emerged as one of the best in the nation in several categories. The Roadrunners are allowing a league-best 84.7 rushing yards per contest to rank third in the nation behind Wisconsin (54.7) and Georgia (80.7). Additionally, UTSA stands third in Conference USA in total defense (338.0 ypg), good for 31st in the FBS. The Roadrunners also have dialed up the pressure throughout the year with 61 tackles for loss and 24 sacks — three shy of the program record — to rank in the top 30 nationally in both categories. In the home opener on Sept. 11, the Roadrunners posted the first shutout in school history in a 54-0 rout of Lamar. UTSA allowed just 122 yards of offense — then a school record — and held the Cardinals to 89 rushing yards and only 33 passing yards. For an encore, the Roadrunners limited Middle Tennessee to 199 yards, including just eight on the ground, which is tied for the third-fewest rushing yards allowed in a game in program annals and the 13th-best performance in the FBS this fall. The Roadrunners surrendered 78 rushing yards in the comeback win at Memphis and yielded only 35 in the 24-17 victory over UNLV, capping a four-game stretch that saw them allow just 210 rushing yards combined. UTSA held Rice to 102 total yards to better the program standard for fewest yards allowed in a game, and they limited the Owls to only 36 yards through the air. The Roadrunners are the only FBS team to hold two opponents — Rice and Lamar — to fewer than 40 passing yards in a game this season. UTSA yielded only 62 rushing yards to Louisiana Tech, the sixth opponent to gain fewer than 100 yards on the ground this fall.

## CREATING TURNOVERS

The Roadrunners have displayed a knack for creating turnovers during the Jeff Traylor era. Through the first nine games this season, UTSA has tallied 16 takeaways, the 22nd-best total among FBS teams. The Roadrunners boast an even split with eight interceptions and eight fumble recoveries in 2021. Corey Mayfield Jr. paces the unit with two interceptions while Trevor Harmanson, Clarence Hicks, Jarrett Preston, Jahmal Sam, Dadrian Taylor and Tariq Woolen have one pick apiece. Lorenzo Dantzler is tied for the national lead with three fumble recoveries this fall and Ken Robinson has fallen on a pair of loose balls, while Caleb Cantrell, Lamonte McDougle and Charles Wiley all have one recovery each. Last season, UTSA forced 19 turnovers to lead C-USA and rank 19th in the country. Eleven of those takeaways came via an interception, good for first in the league and 23rd nationally, while the Roadrunners' eight recoveries ended up 25th among FBS teams.

## EXPERIENCE ON THE EDGE

UTSA boasts a ton of experience throughout its 2021 roster, especially at both outside linebacker positions. The defense made the switch to a 3-4 base alignment prior to the 2020 campaign and the dividends paid off, as the Roadrunners led the conference in sacks (25), tackles for loss (85), interceptions (11), takeaways (19) and turnover margin (+7) a season ago. Most of that production is back this fall. On one edge, a pair of super seniors lead the way at the "Will" spot in Charles Wiley and DeQuarius Henry. Wiley, a native of Stockbridge, Georgia, who transferred from Mississippi last year, earned honorable mention All-Conference USA accolades after posting 43 tackles, a team-high 10 tackles for loss, a pair of sacks and four quarterback hurries. Henry, a Houston native, owns 21 tackles for loss and 11.5 sacks in 48 career contests. On the other side at the "Sam" position, super senior Clarence Hicks and the Taylor brothers — senior Dadrian and sophomore Donyai — now boast a combined 31 stops behind the line of scrimmage and four interceptions during their careers.

## A DISRUPTIVE FORCE

Outside linebacker Clarence Hicks has developed into a disruptive force on the edge for UTSA this season. The super senior has registered 24 tackles, including a team-best 10 tackles for loss and six sacks, and his 0.67 sacks-per-game average ranks third in the conference and 35th nationally. He also owns four quarterback hurries, two pass breakups, one interception and a forced fumble through nine games. A native of Pensacola, Fla., he opened the campaign with three stops, including a TFL, in the 37-30 road victory over Illinois. He notched four tackles, including a sack for a 5-yard loss in the win against Middle Tennessee before turning in arguably his top game as a Roadrunner in the comeback win at Memphis. Hicks led UTSA with six tackles, including three behind the line of scrimmage and a pair of sacks. His strip sack in the fourth quarter led to a 12-yard fumble return by Lorenzo Dantzler that set up the game-tying score, and he was named Conference USA co-Defensive Player of the Week for his performance against the Tigers. Hicks was part of a key sack in the 24-17 win over UNLV, combining with DeQuarius Henry to drop the Rebels quarterback on fourth down in the final minute to seal the win. He made yet another key play in the final minute of a game, picking off WKU's Bailey Zappe inside the UTSA 5-yard line to secure a 52-46 victory. Hicks recorded 2.5 sacks and a pair of pressures in the 45-16 win at Louisiana Tech. For his UTSA career, he has tallied 95 tackles, 24.5 TFL to rank third in program history, eight sacks, five pass breakups, three forced fumbles and a pair of INTs.

## ASSOCIATED PRESS TOP 25 POLL

### Week 11 (Nov. 7)

Rk.	Team	Record
1.	Georgia	9-0
2.	Cincinnati	9-0
3.	Alabama	8-1
4.	Oklahoma	9-0
5.	Oregon	8-1
6.	Ohio State	8-1
7.	Notre Dame	8-1
8.	Michigan State	8-1
9.	Michigan	8-1
10.	Oklahoma State	8-1
11.	Texas A&M	7-2
12.	Ole Miss	7-2
13.	Wake Forest	8-1
14.	BYU	8-2
15.	<b>UTSA</b>	<b>9-0</b>
16.	Auburn	6-3
17.	Houston	8-1
18.	Baylor	7-2
19.	Iowa	7-2
20.	Wisconsin	6-3
21.	NC State	7-2
22.	Coastal Carolina	8-1
23.	Penn State	6-3
24.	Louisiana	8-1
25.	Pittsburgh	7-2

**Others Receiving Votes:** Purdue 174, Arkansas 139, San Diego State 84, Utah 32, Iowa State 26, Kentucky 21, Appalachian State 20, SMU 4.

## USA TODAY SPORTS AFCA COACHES POLL

### Week 11 (Nov. 7)

Rk.	Team	Record
1.	Georgia	9-0
2.	Cincinnati	9-0
3.	Alabama	8-1
4.	Oklahoma	9-0
5.	Ohio State	8-1
6.	Oregon	8-1
7.	Notre Dame	8-1
8.	Michigan	8-1
9.	Michigan State	8-1
10.	Oklahoma State	8-1
11.	Texas A&M	7-2
12.	Ole Miss	7-2
13.	Wake Forest	8-1
14.	Iowa	7-2
15.	BYU	8-2
16.	UTSA	9-0
17.	Houston	8-1
18.	Baylor	7-2
19.	NC State	7-2
20.	Auburn	6-3
21.	Coastal Carolina	8-1
22.	Pittsburgh	7-2
23.	Penn State	6-3
24.	Wisconsin	6-3
25.	Louisiana	8-1

**Others Receiving Votes:** Arkansas 116; San Diego State 103; Purdue 77; Kentucky 74; Utah 34; Iowa State 21; Appalachian State 19; SMU 18; Minnesota 10; Nevada 3; Fresno State 3; Clemson 3; Tennessee 2; Arizona State 1.

## **A WILY VETERAN**

UTSA outside linebacker Charles Wiley has emerged as one of the leaders on the defensive side of the ball. The super senior has registered 27 tackles, including 7.5 tackles for loss and 2.5 sacks, as well as four quarterback hurries and a fumble recovery. He had three stops and returned a fumble 44 yards for a touchdown in UTSA's 54-0 rout of Lamar before registering five tackles, including 1.5 sacks for a total of 12 yards, and a pair of pressures in the 27-13 victory against Middle Tennessee. He posted three tackles, including a half-tackle for loss, in the 24-17 win over UNLV and then tallied five stops and a PBU versus WKU and a sack for a 22-yard loss in the 45-0 shutout of Rice. A native of Stockbridge Ga., who transferred from Ole Miss in 2020, Wiley has piled up 127 tackles, including 29.5 behind the line of scrimmage, during his collegiate career with 70 stops, 17.5 TFL and 4.5 sacks coming in his two seasons at UTSA.

## **DANTZLER TOPS FBS IN RECOVERIES**

UTSA super senior defensive lineman Lorenzo Dantzler is tied with seven other FBS players for the national lead with three fumbles recovered this season, all coming during a three-game stretch earlier this fall. The Starkville, Miss., native scooped up a fumble caused on a strip sack by Trumane Bell II and returned it three yards for a touchdown in the 27-13 victory over Middle Tennessee on Sept. 18. One week later in the 31-28 comeback win at Memphis, Dantzler picked up a fumble caused by Clarence Hicks on a strip sack and rambled 12 yards to the Tigers 7-yard line to set up the tying TD in the fourth quarter. On Oct. 2, he pounced on a loose ball that resulted from a strip sack by Dru Prox late in the third quarter of the 24-17 triumph over UNLV. Dantzler now has four career fumble recoveries, tied for second in school history, and a pair of fumble return touchdowns.

## **WISDOM IN THE SECONDARY**

UTSA safety Rashad Wisdom has emerged as one of the unquestioned team leaders during his two-plus years on campus. One of seven current Roadrunners who starred at Converse Judson High School, he has played in 32 games and drawn 30 starts at safety during his career. He landed on preseason watch lists for the Chuck Bednarik and Jim Thorpe Awards after a sensational sophomore season that saw him earn first-team all-conference and Dave Campbell's Texas Football All-Texas College honors. Wisdom led the Roadrunners and ranked second in C-USA with 95 tackles and he picked off a league-high four passes, which tied the program's single-season record. He also recorded a team-best 60 solo stops, 2.5 tackles for loss, a pair of forced fumbles and a pass breakup in 2020 and he returned an interception 81 yards for a touchdown for his second career pick-six, which is tied atop the program's all-time list, in the 51-48 double-overtime victory against Texas State last September. He started off his third year as a Roadrunner by making three tackles, forcing a fumble and breaking up a pass in UTSA's 37-30 season-opening victory over Illinois. He paced the defense with six stops in the 27-13 victory over Middle Tennessee and then tallied five tackles, including one behind the line, and a PBU in the 31-28 comeback win over Memphis. Wisdom led the Roadrunners with eight stops in the 24-17 victory against UNLV before logging a career high-tying 13 tackles, including matching the UTSA record with 11 solo stops, in the road win over WKU. He led the team in tackles with six in the 45-0 shutout of Rice and turned in double digit tackles for the second time this season and seventh time in his career with 10 in the 44-23 road triumph over UTEP. He paces the defense with 57 total tackles and 42 solo stops to go along with four PBUs, one hurry and a forced fumble this season. Wisdom's family has captured the hearts of the UTSA football program and the San Antonio community over the past two years by sharing the story of Rashad's younger brother, Bryce, who was diagnosed with cancer in 2019 and passed away at the age of 17 in July 2020.

## **RIQ THE FREAK**

Tariq Woolen's development into one of UTSA's starting cornerbacks is unique. The Fort Worth native, whose nickname is RiQ, started his college career as a wide receiver, catching 24 passes for 263 yards and a touchdown over his first two seasons. Late in his redshirt sophomore campaign, Woolen made the switch to the defensive side of the ball and posted a pair of tackles as a cornerback in the season finale against Louisiana Tech. Prior to the 2020 campaign, Woolen decided to make the position change permanent. That decision paid off as he emerged as one of the team's top defensive backs with 35 tackles, 2.5 tackles for loss, five pass breakups and an interception last fall. Earlier this year, he made Bruce Feldman's annual Freaks List, landing at the No. 6 spot out of 101 college football players after turning in eye-opening numbers during summer strength and conditioning testing. He leaped 11 feet, five inches in the broad jump and clocked a time of 4.34 seconds in the 40-yard dash, in which he hit 23.33 miles per hour. Woolen

started off his senior season with a bang, recording a career-high nine tackles and a pass breakup in the 37-30 road triumph over Illinois. He added his second PBU of the year in the 54-0 shutout of Lamar before posting a TFL and a PBU in the 27-13 victory over Middle Tennessee and two more stops in the 31-28 comeback win at Memphis. Woolen picked off his second career pass and tallied three tackles in the 24-17 win over UNLV and then registered three tackles in the win at WKU. He is tied for second on the team with four passes defended and his three PBUs this season give him eight for his career.

## **VETERAN CORNER PROVIDES STEADY PRESENCE**

With the most games played (42) and starts (30) among UTSA's cornerbacks, Corey Mayfield Jr. is one of the leaders in the secondary. A product of North Forney High School, Mayfield has appeared in all nine games and made eight starts this season. He has posted 21 tackles, including 19 solo stops, a team-high two interceptions and a pair of pass breakups. He picked off his first pass of his fourth campaign to go along with two tackles in the 27-13 win over Middle Tennessee. He made three stops in the comeback win at Memphis and logged a season-best five tackles in the 52-46 road triumph over WKU. Mayfield logged his second interception of the season and fourth of his career when he stepped in front of a pass and returned it 49 yards to the end zone in the 45-0 shutout of Rice. The son of former Oklahoma and NFL defensive lineman Corey Mayfield is just outside the UTSA top five in career interceptions and his 17 career passes defended stand one shy of fifth place in program annals.

## **TACKLING MACHINE**

UTSA inside linebacker Trevor Harmanson has emerged as one of the team's top tacklers during his time as a Roadrunner. The Dickinson High School product transferred to UTSA in 2019 following one season at Blinn College, and he made an immediate impact with 48 tackles, including 8.5 behind the line of scrimmage in his debut campaign. He enjoyed a breakout season in 2020, earning honorable mention All-Conference USA accolades after ranking second on the team with 73 tackles, including nine TFL, to go along with seven quarterback hurries, three pass breakups, an interception, one forced fumble and a fumble recovery. Harmanson, a preseason all-league pick by Athlon Sports and Phil Steele, opened his 2021 campaign by tying for the team high with nine tackles, which included a team-best seven solo stops, in the 37-30 road win over Illinois. He made a pair of tackles, including being part of a fourth-down stop, in the 27-13 victory over Middle Tennessee before posting four tackles in the 31-28 comeback win at Memphis. Harmanson logged nine stops during a two-game stretch in wins over UNLV and WKU, before recording a sack and returning an interception 40 yards for a touchdown in the 45-0 shutout of Rice. He has made seven tackles combined in his last two outings and ranks second on the team with 36 tackles this season. Harmanson has recorded 157 total tackles, 20 TFL, eight QB hurries, two interceptions and a pair of fumble recoveries in 33 games as a Roadrunner.

## **D-LINE FACTORY**

In its short history, UTSA has made a name for itself by producing defensive linemen who have moved on to the professional ranks. Headlining that list is 2018 NFL first round draft pick Marcus Davenport, the 2017 Conference USA Defensive Player of the Year and a current member of the New Orleans Saints. Several current Roadrunners have their eyes on joining the likes of Davenport, current Detroit Lions defensive linemen Kevin Strong Jr., Eric Banks, Ashaad Mabry, Jason Neill and Brian Price. Leading the way is super senior Jaylon Haynes, a two-time honorable mention all-conference performer with 23.5 tackles for loss — tied for fourth on UTSA's career chart — and seven sacks in 46 career games. The Roadrunners' experienced line also includes super senior Lorenzo Dantzler, who earned honorable mention all-league recognition a year ago and boasts 21.5 TFL and 10 sacks in 45 games as a Roadrunner. Brandon Matterson, a fourth-year player from San Antonio Brandeis High School, also made C-USA's honorable mention list in 2020 and he has logged 69 tackles and nine TFL in 38 career contests.

## **DEPENDABLE DUPLESSIS**

UTSA place-kicker Hunter Duplessis has developed into a dependable option with his right leg. A member of the Lou Groza Award preseason watch list and a Bursworth Trophy nominee for the second straight year, he started his super senior season by making all three field-goal attempts and going 4 for 4 on extra points in the 37-30 road win over Illinois, earning Conference USA Special Teams Player of the Week honors for his performance. He turned in his second straight three-field-goal game after connecting from 46 yards twice and again from 41 in the 54-0 shutout of Lamar. Duplessis, who landed on the semifinalist list for the William V. Campbell Trophy for the second straight year, went 2 for 4 on field goals and 3 for 3 on PATs in



the win over Middle Tennessee and then made all four PATs and drilled the game-winning 42-yarder as time expired in the 31-28 win over Memphis, earning him his second C-USA weekly award. He made one field goal against UNLV and was good on his only try from 35 yards to go along with tying the UTSA record with seven PATs in the 52-46 win at WKU. He made six extra points and his only FG attempt against both Rice and Louisiana Tech before making all three field goal tries in the road win over UTEP including a career-long 51-yarder that is tied for the second-longest kick in program history. He now has 42 career field goals — seven shy of Sean Ianno's UTSA record — and a school record-tying 109 extra points for 235 points (2nd/UTSA). He currently leads C-USA with 16 field goals and ranks seventh in the FBS with 1.78 field goals per game. The San Antonio Cole High School product was a Phil Steele honorable mention All-American, Lou Groza semifinalist and first-team all-conference selection in 2020 after he made 17 of 20 field goals and 40 of 41 PATs, marks that both rank second on the school's single-season chart. Also an excellent student, he was the 2020-21 C-USA Football Scholar Athlete of the Year, a C-USA All-Academic Team selection, a Campbell Trophy semifinalist and a first-team CoSIDA Academic All-District honoree. Duplessis earned his bachelor's degree as a double major in cyber security and information systems, graduating with a 3.78 GPA in August 2020, and he currently carries a 4.0 GPA in technology management as part of an MBA program.

### PUNTER FROM DOWN UNDER

In its short history, UTSA has developed consistent success in the punting game with the likes of Kristian Stern and Yannis Routsas, a 2017 Ray Guy Award semifinalist. Lucas Dean has emerged as the next in that strong punting lineage. A product of Prokick Australia and the first Roadrunner from Down Under, Dean has used an Australian Rules Football background to help provide UTSA with a weapon in the kicking game since his arrival on campus in 2019. As a true freshman, he averaged 40.8 yards on 65 punts and booted 12 of 50-plus yards. Dean provided quite the encore in 2020, shattering UTSA's single-season punting average record with a 46.0 mark to lead Conference USA and rank sixth nationally. A semifinalist for the Ray Guy Award, he was named C-USA Special Teams Player of the Year and a second-team All-American by the Sporting News. Dean registered 27 punts that pinned opponents inside the 20-yard line, including 15 inside the 10 and seven inside the 5, and he recorded 21 punts of 50-plus yards, including a career-best 67-yarder against Florida Atlantic, during his sophomore season. He averaged 50.8 yards on five punts with three inside the 20 and a long of 63 in the 31-28 win at Memphis and 45.6 yards on five punts with three inside the 20 against Rice. Dean, who is on the Ray Guy Award watch list and has been tabbed a preseason second-team All-American by the Sporting News, currently averages 44.1 yards per punt with 12 of his 30 kicks inside the 20.

### JONES EMERGES AS PUNT RETURN THREAT

Sheldon Jones has emerged as one of the top punt returners in the nation this season. The New Orleans native currently leads Conference USA and ranks sixth in the FBS with an average punt return of 13.1 yards. Jones, whose nickname is Sticks, has returned 20 punts for 262 yards in 2021. He returned a punt 76 yards for a touchdown in the 54-0 rout of Lamar on Sept. 11 and he had five returns for 68 yards, including 33- and 22-yarders in the second half of the 27-13 victory over Middle Tennessee. He logged a 38-yard return against WKU that prevented UTSA from starting a second-half possession from inside its own 10-yard line and had six returns for 39 yards with a long of 14 in the win over Rice. Jones is just the second Roadrunner to return a punt for a score, joining Kenny Harrison (2012 vs. Texas State). He owns UTSA career records for punt returns (63) and has amassed 381 punt return yards as a Roadrunner, while his current average of 6.0 yards per return ranks fourth on the school's career chart.

### UTSA COLLECTS C-USA WEEKLY AWARDS

Five Roadrunners have earned a combined six Conference USA weekly awards this season. Frank Harris was named C-USA Offensive Player of the Week on Oct. 11 for his record-setting performance in the 52-46 win at WKU. He completed 28 of 38 passes for 349 yards and a school-record six touchdowns while also rushing for 51 yards for a program-best 400 yards of total offense and catching a 23-yard TD pass. On Sept. 27, Hunter Duplessis picked up his second C-USA Special Teams Player of the Week honor of the year after drilling the game-winning 42-yard field goal as time expired while Clarence Hicks grabbed a share of the defensive award after registering six tackles, three tackles for loss, a pair of sacks and a forced fumble in the 31-28 comeback win over Memphis. Trumane Bell II was named C-USA Defensive Player of the Week on Sept. 20 after posting four tackles, 2.5 tackles for

## UTSA NCAA/C-USA RANKING SUMMARY

(as of games played on Nov. 6)

Category	NCAA Rank	C-USA Rank	Value
3rd Down Conversion Pct	19	1	.466
3rd Down Conversion Pct Defense	44	5	.367
4th Down Conversion Pct	19	3	.692
4th Down Conversion Pct Defense	23	2	.385
Blocked Kicks	-	-	-
Blocked Kicks Allowed	44	3	1
Blocked Punts	-	-	-
Blocked Punts Allowed	1	1	0
Completion Pct	19	2	.671
Defensive TDs	3	1	5
Fewest Penalties	10	1	39
Fewest Penalties/Gm	10	1	4.33
Fewest Penalty Yards	28	1	401
Fewest Penalty Yards/Gm	29	1	44.56
First Downs Defense	34	3	166
First Downs Offense	19	3	220
Fumbles Lost	36	4	4
Fumbles Recovered	12	4	8
Kickoff Return Defense	87	8	21.96
Kickoff Returns	23	2	25.17
Net Punting	48	2	40.57
Passes Had Intercepted	6	1	3
Passes Intercepted	50	5	8
Passing Offense	40	5	260.3
Passing Yards Allowed	98	11	253.3
Passing Yards/Completion	67	7	12.2
Punt Return Defense	51	3	6.6
Punt Returns	20	2	13.19
Red Zone Defense	10	4	.682
Red Zone Offense	22	2	.909
Rushing Defense	3	1	84.7
Rushing Offense	34	2	194.3
Sacks Allowed	4	1	0.78
Scoring Defense	22	2	19.2
Scoring Offense	9	2	39.9
Tackles for Loss Allowed	42	3	4.44
Team Passing Efficiency	20	2	158.08
Team Passing Efficiency Defense	80	7	137.52
Team Sacks	30	2	2.67
Team Tackles for Loss	29	5	6.2
Time of Possession	28	4	31.20
Total Defense	31	3	338.0
Total Offense	23	3	454.7
Turnover Margin	6	1	+9
Turnovers Gained	22	4	16
Turnovers Lost	9	1	7

Player	Category	NCAA Rank	C-USA Rank	Value
Sincere McCormick	All Purpose	23	3	129.44
Frank Harris	Completion Pct	22	2	.678
Hunter Duplessis	Field Goals/Gm	7	1	1.78
Lorenzo Dantzier	Fumbles Recovered	1	1	3
Kelechi Nwachuku	Fumbles Recovered	8	3	2
Frank Harris	Passing Efficiency	23	4	157.3
Frank Harris	Passing TDs	20	3	18
Frank Harris	Points Responsible For	19	2	138
Frank Harris	Points Responsible For/Gm	21	3	15.3
Sheldon Jones	Punt Return TDs	4	1	1
Sheldon Jones	Punt Return Avg	6	1	13.1
Zakhari Franklin	Receiving TDs	11	2	8
Zakhari Franklin	Receptions/Gm	15	2	6.9
Sincere McCormick	Rushing TDs	26	2	10
Sincere McCormick	Rushing Yards	7	1	1,060
Sincere McCormick	Rushing Yards/Gm	6	1	117.8
Hunter Duplessis	Scoring	9	2	10.2
Frank Harris	Total Offense	30	4	269.4
Hunter Duplessis	Total Points	8	2	92

\* only top-30 NCAA rankings listed

loss, two sacks, a pair of quarterback hurries and a forced fumble to help the Roadrunners hold Middle Tennessee to 199 yards of offense, including only eight on the ground. Sheldon Jones was honored as C-USA Special Teams Player of the Week on Sept. 13 after returning a punt 76 yards for a touchdown in the 54-0 victory over Lamar, while Duplessis received special teams recognition the previous week after going 3 for 3 on field goals and 4 of 4 on extra points in the season-opening victory over Illinois.

### UTSA's C-USA Player of the Week Honorees

#### Offense

10/11 Frank Harris

#### Defense

9/20 Trumane Bell II

9/27 Clarence Hicks

#### Special Teams

9/6 Hunter Duplessis

9/13 Sheldon Jones

9/27 Hunter Duplessis

## HISTORIC WIN TO OPEN 2021

UTSA's 37-30 road win over Illinois in the season opener marked the program's second victory against a team from a Power Five conference and the first against a Big Ten Conference school. The Roadrunners' first win versus a Power Five program was a 17-10 triumph over Baylor on Sept. 9, 2017, in Waco. UTSA also improved to 9-2 overall in season openers with that victory.

## RECORDS FALL IN HOME OPENER

Several program records fell in the 54-0 victory over Lamar in the home opener on Sept. 11. It marked the first shutout in school history, as the previous standard for fewest points allowed was three done three times, the last against Rice in 2018. UTSA also registered the largest margin of victory, nipping the previous mark of 53 set in the 56-3 win over Northwestern Oklahoma State in 2012. The Roadrunners limited Lamar to just 122 yards of offense, eclipsing the previous program record for fewest yards allowed of 149 established against Southern in 2017 but since broken by surrendering only 102 yards to Rice on Oct. 16. UTSA's point total in that win over the Cardinals marked the third most scored in a game.

## OVERCOMING DEFICITS

UTSA's rally from a 21-point deficit in the 31-28 victory over Memphis on Sept. 25 marked the largest comeback win in school history. In 2011, the Roadrunners overcame a 14-0 deficit in a 17-14 overtime win over Georgia State, which stood as the program record until the come-from-behind victory against the Tigers. UTSA has rallied for a win from a 13-point deficit three times, most recently in a 27-26 triumph over Louisiana Tech last October at the Alamodome. Additionally, the Roadrunners trailed Louisiana by a 24-7 count in the third quarter of the 2020 First Responder Bowl before rallying to tie the score at 24-24 in an eventual 31-24 setback last December.

### Largest Deficits Overcome In Win

Deficit	Final	Opponent	Date
21 (0-21)	31-28	at Memphis	9/25/21
14 (0-14)	17-14 (OT)	vs. Georgia State	10/29/11
13 (6-19)	27-26	vs. Louisiana Tech	10/24/20
13 (10-23)	24-23	at Old Dominion	11/9/19
13 (0-13)	21-13	at New Mexico	8/31/13
10 (0-10)	34-24	vs. Rice	11/21/15
10 (0-10)	16-13	vs. FIU	10/11/14

## UTSA PAIR GARNERS PRESEASON ALL-AMERICA ACCOLADES

Sincere McCormick and Lucas Dean both earned spots on preseason All-America squads. McCormick was named a preseason second-team All-America running back by Athlon Sports, Phil Steele, Sporting News, USA TODAY and Walter Camp, while Dean is a preseason second-team choice at punter by Sporting News.

## NINE ROADRUNNERS LAND ON WATCH LISTS

An unprecedented nine Roadrunners landed on preseason watch lists for national awards. Leading the way is All-America running back Sincere McCormick, who appeared on four different watch lists, while Hunter Duplessis, Frank Harris and Rashad Wisdom each made a pair of lists.

Watch List	Player
Chuck Bednarik Award	Rashad Wisdom
Biletnikoff Award	Zakhari Franklin
Davey O'Brien National Quarterback Award	Frank Harris
Doak Walker Award	Sincere McCormick
Earl Campbell Tyler Rose Award	Sincere McCormick
Jim Thorpe Award	Rashad Wisdom
John Mackey Award	Leroy Watson
Lou Groza Award	Hunter Duplessis
Manning Award	Frank Harris
Maxwell Award	Sincere McCormick
Outland Trophy	Spencer Burford
Polynesian Player of the Year Award	Ahofitu Maka
Ray Guy Award	Lucas Dean
Walter Camp Player of the Year Award	Sincere McCormick
Wuerffel Trophy	Hunter Duplessis

## ROADRUNNERS PICKED SECOND IN C-USA WEST

UTSA has been picked to finish second in Conference USA's West Division in a vote by media members who cover the league. The Roadrunners received nine first-place votes and have been projected second behind defending conference champion UAB, which collected 15 first-place votes. Louisiana Tech is predicted to finish third in the West Division, followed by Southern Miss, Rice, North Texas and UTEP.

## UTSA DUO COLLECTS C-USA PRESEASON HONORS

UTSA punter Lucas Dean was named Conference USA Preseason Special Teams Player of the Year and running back Sincere McCormick was chosen as C-USA Preseason Offensive Player of the Year in a vote by the league's head coaches. Both players won their respective conference superlative awards following their sophomore seasons in 2020, marking the first time UTSA picked up two such honors in the same year, while McCormick also was named C-USA Freshman of the Year in 2019.

## BURFORD, WOOLEN PEGGED FOR PAIR OF PRE-DRAFT LISTS

UTSA offensive lineman Spencer Burford and cornerback Tariq Woolen have been named to the 2021-22 NFL Players Association Collegiate Bowl Big Board, as well as the Reese's Senior Bowl Watch List. Additionally, both players have received invites to the East-West Shrine Bowl, which will be played in February in Las Vegas. Burford, a San Antonio Wagner High School product, earned second-team all-conference honors last season after appearing in 11 games and drawing 10 starts at right or left tackle. He allowed just three hits on the quarterback and four sacks in 388 pass-blocking snaps in 2020, according to Pro Football Focus. Woolen, a Fort Worth native, appeared in 11 contests and made seven starts at cornerback last fall in his first full season on the defensive side of the ball. He registered 35 tackles, including 20 solo stops, 2.5 tackles for loss and 1.5 sacks, and also posted four pass breakups, two quarterback hurries and one interception.

## TV BIRDS

Saturday's game against Southern Miss will air on ESPN+, marking 105 straight televised/streamed appearances for the Roadrunners. All 12 of UTSA's regular season games have been selected for broadcast, which will extend that streak to at least 108. The last UTSA game that was not broadcast was the 2012 season finale against Texas State.

## BROTHERLY DUOS

UTSA has two sets of brothers on the 2021 roster in offensive lineman Kevin Davis and wide receiver Isaiah Davis, along with outside linebackers Dadrion and Donyai Taylor.

## DOZEN ROADRUNNERS BACK FOR SUPER SENIOR SEASON

A dozen UTSA football seniors elected to return to the Roadrunners for an extra year of eligibility in 2021, taking advantage of an NCAA blanket waiver for all 2020 fall sports student-athletes due to the COVID-19 pandemic. The 12 Roadrunners who are back for their super senior season are:

Myles Benning, TE  
B.J. Daniels, RB  
Lorenzo Dantzler, DL  
Hunter Duplessis, PK  
Jalyn Galmore, OL  
Jaylon Haynes, DL  
DeQuarius Henry, OLB  
Clarence Hicks, OLB  
Antonio Parks, S  
Dominic Pastucci, OL  
Leroy Watson, TE  
Charles Wiley, OLB

## A FOCUS ON RECRUITING TEXAS

UTSA's 115-man roster features 90 players — 78% — who hail from the state of Texas. The next-closest state is Louisiana with seven, while there are five players from Mississippi. California and Florida are considered home for three players apiece and two are from Georgia. UTSA has one player each from Iowa, Hawai'i, Tennessee and Virginia, while Lucas Dean is the first Roadrunner from Australia.

## KEEPING THEM HOME

UTSA head coach Jeff Traylor and his staff have placed an emphasis on recruiting the city of San Antonio and surrounding area. The current roster includes 29 players from Greater San Antonio with a team-high seven hailing from perennial power Converse Judson High School.

### Player (High School)

Josh Adkins (Smithson Valley)  
Rudy Aleman Jr. (Warren)  
Brenden Brady (Steele)  
Spencer Burford (Wagner)  
Oscar Cardenas (Brandeis)  
JayVeon Cardwell (Steele)  
Cade Coltenback (O'Connor)

Hunter Duplessis (Cole)  
 Frank Harris (Clemens)  
 Caden Holt (New Braunfels Canyon)  
 Jaden Jones (East Central)  
 Ethan Laing (Boerne Champion)  
 Caleb Lewis (Steele)  
 De'Anthony Lewis (Judson)  
 Frankie Martinez (East Central)  
 Brandon Matternson (Brandeis)  
 Sincere McCormick (Judson)  
 Trey Moore (Smithson Valley)  
 Xavier Player (Steele)  
 Jalen Rainey (Brandeis)  
 Jaren Randle (Johnson)  
 Robert Rigsby (Judson)  
 Justin Rodriguez (Johnson)  
 Daniel Santallana (East Central)  
 Kamron Scott (Judson)  
 Xavier Spencer (Judson)  
 Dre Spriggs (Harlan)  
 Julon Williams (Judson)  
 Rashad Wisdom (Judson)

« **UTSA COACHING STAFF SPEED CHART** »

« **ON THE SIDELINE** »



**Jeff Traylor**  
Head Coach



**Barry Lunney Jr.**  
Offensive Coordinator/  
Quarterbacks



**Jess Loebb**  
Co-Defensive  
Coordinator/Safeties



**Rod Wright**  
Co-Defensive Coordinator/  
Defensive Line



**Tommy Perry**  
Special Teams  
Coordinator



**Matt Mattox**  
Run Game Coordinator/  
Offensive Line



**Will Stein**  
Passing Game Coordinator/  
Wide Receivers



**Julian Griffin**  
Running Backs



**Nick Graham**  
Cornerbacks

**UTSA'S 210 TRIANGLE OF TOUGHNESS**

UTSA head coach Jeff Traylor has installed many new ideas, including his Culture Pillars: Integrity, Passion, Mental & Physical Toughness, Selfless and Perfect Effort. As part of that new culture, the players voted after fall camp on who would earn single-digit jersey numbers, a reward for representing mental and physical toughness on and off the field. The numbers 2, 1 and 0 — San Antonio's area code — were chosen for the players voted to represent the 210 Brand, the UTSA Triangle of Toughness. Below are the single-digit jersey numbers as voted by their teammates:

- 0 — Frank Harris, Rashad Wisdom
- 1 — Jaylon Haynes, Leroy Watson
- 2 — Joshua Cephus, Charles Wiley
- 3 — Sincere McCormick, Tariq Woolen
- 4 — Zakhari Franklin, Antonio Parks
- 5 — Brenden Brady, Hunter Duplessis
- 6 — Lorenzo Dantzler
- 7 — Dadrian Taylor
- 8 — Josh Adkins, Jamal Ligon
- 9 — Clarence Hicks

Trevor Harmanson also was voted into the single-digit group but elected to stay in No 15, while offensive linemen Spencer Burford, Makai Hart and Ahofitu Maka also received the necessary votes but cannot change to a single-digit number due to their position.

**LEADERSHIP COUNCIL ELECTED**

Prior to the season, UTSA elected a Leadership Council made up of representatives from each position group.

- Quarterbacks — Josh Adkins, Frank Harris
- Running Backs — Brenden Brady, Sincere McCormick
- Wide Receivers — Joshua Cephus
- Tight Ends — Leroy Watson
- Offensive Line — Spencer Burford, Ahofitu Maka
- Defensive Line — Lorenzo Dantzler, Jaylon Haynes
- Inside Linebackers — Jamal Ligon
- Outside Linebackers (S) — Dadrian Taylor
- Outside Linebackers (W) — Charles Wiley
- Safeties — Rashad Wisdom
- Cornerbacks — Ken Robinson
- Special Teams — Myles Benning, Kelechi Nwachuku
- Specialists — Hunter Duplessis

**UP NEXT**

UTSA will host UAB on Saturday, Nov. 20, in the regular season home finale. Kickoff is scheduled for 2:30 p.m. at the Alamodome and the game will air on ESPN+ and Ticket 760 AM.

« **IN THE BOOTH** »



**Kurt Traylor**  
Tight Ends



**Brad Sherrod**  
Linebackers

## « **UTSA FOOTBALL MEDIA POLICY** »

The UTSA Athletics Communications Office assists members of the media with their coverage of all 17 Roadrunners sports by coordinating interviews and providing feature ideas, notes, statistics and any other information needed to cover the athletics department. Media members may check the UTSA Athletic's official website — [goUTSA.com](http://goUTSA.com) — for the latest information on all Roadrunners sports.

### **INTERVIEW POLICY**

All interviews with UTSA student-athletes and coaches must be arranged at least 24 hours in advance by contacting the Athletics Communications Office. Telephone interviews are available to the media on a "call-back" basis ONLY and at a time that is convenient for the interviewee. Contact information (i.e., cell phone numbers) for student-athletes and coaches WILL NOT be provided to the media.

### **MEDIA AVAILABILITY**

During the season, UTSA head coach Jeff Traylor will be available during a Monday media roundtable session. Coach Traylor and student-athletes will be available post-practice on Tuesdays and Wednesdays. All interview requests for the week should be made by 3 p.m. on Mondays.

### **PRACTICE POLICIES**

UTSA football practices take place at the RACE practice fields on the Main Campus. Practices are closed during the season. Questions pertaining to practice schedules and specific media information regarding coverage for all other sports may be directed to Kyle Stephens and/or Brent Ingram.

### **POSTGAME PROCEDURES**

Following a brief cooling-off period, UTSA head coach Jeff Traylor and requested student-athletes will be made available for interviews via Zoom or in a socially distanced setting.

### **CREDENTIALS**

Media members may request credentials to cover UTSA's six home football games by visiting [goUTSA.com/fbcredentials](http://goUTSA.com/fbcredentials).

### **CONFERENCE USA**

Conference USA provides digital media guides, notes, league statistics and standings, logos and video content online at [conferenceusa.com](http://conferenceusa.com). The football media relations contact is Jordan Stepp and he can be reached at (805) 551-8648 or [jstepp@c-usa.org](mailto:jstepp@c-usa.org).

## « **WHO TO CONTACT** »

**Associate AD/Athletics Communications Kyle Stephens**  
**cell:** (210) 887-3636  
**email:** [kyle.stephens@utsa.edu](mailto:kyle.stephens@utsa.edu)

**Associate Athletics Communications Director Brent Ingram**  
**cell:** (210) 845-8651  
**email:** [brent.ingram@utsa.edu](mailto:brent.ingram@utsa.edu)

## « **ON THE INTERNET** »

### **goUTSA.com**

The official website of UTSA Athletics is the home for all the football information you need. Schedules, results, rosters, bios, stats, releases, game notes and the 2019 media guide and supplement can be found here.

### **ConferenceUSA.com**


The official website of Conference USA contains updated standings, results, schedules, stats, releases, notes and much more.

### **southernmiss.com**

The official website of UTSA's opponent this week.

## « **FOLLOW UTSA ON SOCIAL MEDIA** »

### **UTSA Athletics**



### **UTSA Football**



## **collegepressbox**

collegepressbox is the official media website for Division I football. Access and download game notes, quotes, statistics, media guides, headshots, logos and more for all FBS schools, conferences, postseason games, awards and the College Football Playoff. For access, please register for an account at [collegepressbox.com/register](http://collegepressbox.com/register).

## « **UTSA ROADRUNNERS FOOTBALL WEEKLY SCHEDULE (SUBJECT TO CHANGE)** »

<b>MONDAY, NOV. 8</b>	<b>TUESDAY, NOV. 9</b>	<b>WEDNESDAY, NOV. 10</b>	<b>THURSDAY, NOV. 11</b>	<b>FRIDAY, NOV. 12</b>	<b>SATURDAY, NOV. 13</b>	<b>SUNDAY, NOV. 14</b>
<b>Off Day</b>	<b>Practice (closed)</b>	<b>Practice (closed)</b>	<b>Practice (closed)</b>	<b>Practice (closed)</b>	<b>Game Day</b>	<b>Practice (closed)</b>
9:30 a.m. Media Roundtable with Jeff Traylor via Zoom	10:15 a.m. Coach Traylor & player interviews after practice	10:15 a.m. Coach Traylor & player interviews after practice	« No Media Availability »	« No Media Availability »	vs. Southern Miss 2:30 p.m.   ESPN+	« No Media Availability »
		<b>Jeff Traylor Radio Show</b> 7- 8 p.m. Ticket 760 AM Sand Box (7280 UTSA Blvd)			<b>Postgame Interviews</b> Locker room closed. Coach Traylor & players available after 10-minute cooling off period	



## **JEFF TRAYLOR**

**Head Coach**  
**Second Season**  
**(Stephen F. Austin, '90)**  
**@CoachTraylor**

Introduced as UTSA head coach on Dec. 9, 2019, Jeff Traylor has had an immediate and positive impact on the program in a short period of time.

The third head coach in school history, Traylor guided the Roadrunners to a 7-5 overall record, a runner-up finish in Conference USA's West Division with a 5-2 mark and an appearance in the 2020 SERVPRO First Responder Bowl in his first season at the helm. The seven wins are the most by a first-year UTSA head coach, while the Roadrunners notched the best overall and conference win totals since the 2013 team went 7-5 and 6-2. UTSA received votes in a national poll, collecting two votes for the Associated Press Top 25 following the 3-0 start, for the first time in program history during Traylor's debut campaign.

The 2020 season also saw the Roadrunners recognized with an unprecedented number of individual awards on both the conference and national levels.

Lucas Dean, Hunter Duplessis and Sincere McCormick received All-America accolades, while McCormick also was a finalist for the Earl Campbell Tyler Rose Award. Additionally, Duplessis (Campbell Trophy, Lou Groza Award) and McCormick (Doak Walker Award) were national award semifinalists, while Frank Harris made the Davey O'Brien QB Class of 2020. Dean was tabbed C-USA Special Teams Player of the Year and McCormick was named C-USA Offensive Player of the Year, while a total of 23 Roadrunners were recognized by the league's head coaches, including 19 as all-conference and four on the all-freshman team. The Roadrunners collected a program-record 11 C-USA Player of the Week certificates — seven more than any previous year — and a trio of national player of the week accolades in McCormick (Earl Campbell Tyler Rose National Player of the Week), Dean (Ray Guy Award Punter of the Week) and Rashad Wisdom (Jim Thorpe Award Player of the Week).

Traylor has 30 years of coaching experience including a highly successful 15-year career as head coach at Gilmer High School, where he led teams to three state championships and two state runner-up finishes and won more than 87% of his games, a winning percentage that ranks 10th all-time in Texas high school history.

Prior to coming to the Alamo City, the Gilmer native served as associate head coach and running backs coach for two seasons at Arkansas, where he helped sign the school's first top-20 recruiting class. Prior to that, he served in the same role at SMU for the 2017 season. He began his collegiate coaching career as the special teams coordinator and tight ends coach at Texas in 2015 before becoming the Longhorns' associate head coach for offense and wide receivers coach the following year.

Traylor's impact on the offense was felt immediately in his first season at Arkansas, as his running backs corps racked up 1,721 yards and 11 touchdowns in 2018. The unit was led by Rakeem Boyd, who rushed for more than 100 yards in three different SEC games, including a season-best 113 against Vanderbilt. The Houston Stratford High School product took over the starting tailback role in the fifth game of the season and his most impressive stretch of the season came during a four-game stretch against Alabama, Ole Miss, Tulsa and Vanderbilt, as he topped the century mark three times and totaled 423 yards. His 102 yards against Alabama made him the first Arkansas running back to eclipse 100 yards against the Crimson Tide since Darren McFadden in 2007.

In Traylor's second season coaching the Arkansas running backs, Boyd rushed for 1,133 yards and eight touchdowns on 184 carries (6.2 avg.) to spearhead a ground game that accumulated 1,766 yards. Boyd topped 100 yards in five contests, including a season-best 185 and two

scores on just eight attempts against Western Kentucky. He also rushed for 100-plus against Portland State (114), Colorado State (122), Kentucky (134) and Mississippi (114).

Prior to his time at Arkansas, Traylor spent the 2017 season as associate head coach and running backs coach at SMU under Chad Morris. He also served as the Mustangs' interim coach before joining Morris' staff at Arkansas.

During his one year at SMU, Traylor's running backs piled up 2,223 yards on the ground. Three players rushed for 500-plus yards, with Xavier Jones leading the group at 1,075. The Mustangs topped the 200-yard mark on the ground six times, including a season-best 311 in a win against Arkansas State. SMU ranked in the top 20 nationally in several offensive categories, including 12th in scoring offense and 15th in total offense.

Prior to his time in Dallas, Traylor spent two seasons at Texas. He was the tight ends coach and special teams coordinator in 2015 and then the associate head for offense and wide receivers coach in 2016, when the Longhorns boasted the nation's No. 16-ranked offense that averaged 491.3 yards per game. During his time as the lead recruiter, he helped the Longhorns sign the No. 7-ranked recruiting class in the country in back-to-back years and was named Scout.com's Big 12 Recruiter of the Year. He recruited punter Michael Dickson, who went on to earn multiple All-America honors, win Big 12 Conference Special Teams Player of the Year in 2016 and 2017 as well as the 2017 Ray Guy Award, and currently punts for the Seattle Seahawks.

Traylor built his hometown program into a prep powerhouse during his 15-year tenure leading the Buckeyes.

A four-time Texas High School Coach of the Year, he posted a 175-26 record (.871 winning percentage) and led Gilmer to five state championship game appearances, three state titles (2004, '09, '14) and 12 district crowns. The Buckeyes turned in a pair of perfect 16-0 seasons, won 10-or-more games 11 times and registered seven 13-win seasons and three 15-win campaigns during his career.

In 2014, his undefeated Class 4A Division II state championship team boasted one of the most prolific offenses in Texas prep history. Gilmer scored 950 points, the second-most in state history, averaging 59.4 points and 536.1 yards over the 16-game season. The Buckeyes topped 60 points nine times, including two 80-point performances. Gilmer also averaged 536.1 total yards per game (8,577 yards) behind a balanced 293.9 passing yards and 242.1 rushing yards per contest. The defense was equally dominant, allowing only 276 points (17.3) with five single-digit efforts and two shutouts, while recording 23 interceptions and forcing 17 fumbles. Gilmer closed out the season with a win over West Orange-Stark and had eight different players earn 4A All-State honors from either the Associated Press or Texas Sports Writers Association.

Gilmer's two other state titles under Traylor both came in Class 3A in 2004 (Division II) and 2009 (Division I), before the change in class structure in Texas high school football moved the school into 4A. After 15 years on its sidelines, Gilmer renamed Buckeye Stadium to Jeff Traylor Stadium to honor his successful career.

Inducted into the East Texas Coaches Association Hall of Honor in 2019, Traylor has received numerous coaching honors, including being named Coach of the Decade (2000s) by the Tyler Morning Telegraph. He is a 12-time District Coach of the Year, four-time East Texas Coach of the Year and a four-time Ted Jeffries Award winner. He has received the Carl Padilla Coach of the Year, KYKX Coach of the Year and Old Coach Network Coach of the Year awards twice each.

Traylor began his coaching career as an assistant coach at Big Sandy High School in 1990-93 before a seven-year stint (1994-2000) at Jacksonville High School where he served as passing coordinator, defensive backs coach, receivers coach and special teams coordinator. There, he helped coach future NFL quarterbacks Josh McCown and Luke McCown and former Texas A&M standout signal-caller Randy McCown.

A 1986 graduate of Gilmer High School, Traylor earned both undergraduate (1990) and graduate (2002) degrees in education from Stephen F. Austin while playing football as a walk-on.

He and his wife, Cari, have three children: Jordan, Jacob and Jaci.

# « 2021 UTSA ROSTER »

## ALPHABETICAL

Name	#
Josh Adkins	8
Rudy Aleman Jr.	71
Demetris Allen	73
Ernesto Almaraz	64
Kevorian Barnes	31
Walker Baty	97
Trumane Bell II	49
Myles Benning	37
Sean Berry	36
Tre'Von Bradley	81
Brenden Brady	5
Brandon Brown	90
Jordan Brown	63
Spencer Burford	74
Caleb Cantrell	53
Oscar Cardenas	84
JayVeon Cardwell	16
Joshua Cephus	2
Clifford Chattman	10
De'Corian Clark	88
Christian Clayton	95
Gregory Clayton Jr.	83
Kaedric Cobbs	17
Cade Coltenback	52
Ke'Chawn Compton	45
Je'Vaun Dabon	28
B.J. Daniels	33
Lorenzo Dantzler	6
Isaiah Davis	14
Kevin Davis	61
Lucas Dean	35
Dan Dishman	80
Hunter Duplessis	5
Kyle Eaves	29
Denzel Feaster	20
Zakhari Franklin	4
Jalyn Galmore	70
Karch Gardiner	32
Ronnie Garza	79
River Gordon	72
Peter Gray	86
Dywan Griffin	14
De'Marco Guidry	41
Ronald Gurley	35
Trevor Harmanson	15
Frank Harris	0
Makai Hart	77
Nate Hawkins	37
Jaylon Haynes	1
Terrell Haynes	58
DeQuarius Henry	45
Clarence Hicks	9
Caden Holt	32
Allen Horace II	16
JaCorey Hyder	34

## NUMERICAL

#	Name	Pos.	Ht.	Wt.	Yr.-Exp.	Hometown (High School/Previous School[s])
0	Frank Harris	QB	6-0	200	Sr.-2L	Schertz, Texas (Clemens HS)
0	Rashad Wisdom	S	5-9	205	Jr.-2L	Converse, Texas (Judson HS)
1	Jaylon Haynes	DL	6-2	300	Sr.-4L	Wharton, Texas (Wharton HS)
1	Leroy Watson	TE	6-5	275	Sr.-2L	Snellville, Ga. (Shiloh HS/Hutchinson [Kan.] CC)
2	Joshua Cephus	WR	6-3	190	Jr.-2L	Houston, Texas (Dekaney HS)
2	Charles Wiley	OLB	6-3	255	Sr.-1L	Stockbridge, Ga. (Stockbridge HS/Mississippi)
3	Sincere McCormick	RB	5-9	205	Jr.-2L	Converse, Texas (Judson HS)
3	Tariq Woolen	CB	6-4	205	Sr.-3L	Fort Worth, Texas (Arlington Heights HS)
4	Zakhari Franklin	WR	6-1	185	Jr.-2L	Cedar Hill, Texas (Cedar Hill HS)
4	Antonio Parks	S	5-8	190	Sr.-2L	Reserve, La. (East St. John HS/Arizona)
5	Brenden Brady	RB	5-11	215	Sr.-3L	Cibolo, Texas (Steele HS)
5	Hunter Duplessis	PK/P	5-9	190	Sr.-3L	San Antonio, Texas (Cole HS)
6	Lorenzo Dantzler	DL	6-1	260	Sr.-3L	Starkville, Miss. (Starkville HS/East Mississippi CC)
7	Dadrian Taylor	OLB	5-11	175	Sr.-3L	Shiner, Texas (Shiner HS)
8	Josh Adkins	QB	6-2	220	Sr.-1L	Bulverde, Texas (Smithson Valley HS/New Mexico State)
8	Jamal Ligon	ILB	6-2	220	So.-1L	Tyler, Texas (Lee HS)
9	Clarence Hicks	OLB	6-2	225	Sr.-2L	Pensacola, Fla. (Pine Forest HS/Hutchinson [Kan.] CC)
10	Clifford Chattman	S	6-5	190	Sr.-TR	New Orleans, La. (McDonogh 35 HS/Texas A&M)
10	Lowell Narcisse	QB	6-2	255	Sr.-2L	Vacherie, La. (St. James HS/LSU/Mississippi Gulf Coast CC)
11	Kelechi Nwachuku	S	6-0	210	Jr.-2L	McAllen, Texas (Memorial HS)
11	Tykee Ogle-Kellogg	WR	6-5	200	Jr.-2L	Alcoa, Tenn. (Alcoa HS)
12	Eddie Lee Marburger	QB	6-1	205	Fr.-HS	McAllen, Texas (Sharyland Pioneer HS)
12	Donyai Taylor	OLB	6-1	205	So.-1L	Shiner, Texas (Shiner HS)
13	Sheldon Jones	WR	5-9	160	Sr.-3L	New Orleans, La. (Warren Easton HS)
13	Jahmal Sam	S	5-9	185	So.-1L	New Orleans, La. (Warren Easton HS)
14	Isaiah Davis	WR	6-1	195	So.-1L	El Paso, Texas (Pebble Hills HS)
14	Dywan Griffin	CB	5-11	180	Jr.-2L	New Orleans, La. (Landry-Walker HS)
15	Trevor Harmanson	ILB	6-3	225	Sr.-2L	Dickinson, Texas (Dickinson HS/Blinn CC)
15	Cade Stoeber	WR	5-10	190	Jr.-1L	Wimberley, Texas (Wimberley HS)
16	JayVeon Cardwell	CB	5-11	195	Jr.-1L	Cibolo, Texas (Steele HS/Oklahoma State)
16	Allen Horace II	TE	6-4	250	So.-1L	Crockett, Texas (Crockett HS)
16	Dru Prox	ILB	6-2	225	Sr.-TR	Kaufman, Texas (Kaufman HS/Kansas)
17	Kaedric Cobbs	RB	5-10	210	So.-1L	Denton, Texas (Guyer HS)
17	Asyrus Simon	DL	6-4	265	So.-1L	Humble, Texas (Atascocita HS)
18	Malik Jones	OLB	6-2	190	So.-TR	Grenada, Miss. (Grenada HS/Mississippi Gulf Coast CC)
18	Cam Peters	QB	6-4	205	Fr.-SQ	Stafford, Texas (Stafford HS)
19	Zach Rangel	QB	6-2	205	Jr.-SQ	Austin, Texas (Stony Point HS/Mt. San Antonio [Calif.] College)
19	Julon Williams	WR	5-9	190	Jr.-1L	Converse, Texas (Judson HS/Houston)
20	Denzel Feaster	ILB	6-3	225	Sr.-TR	Austin, Texas (Manor HS/Kansas)
20	Cameron Wilkins	ILB	6-2	230	Sr.-TR	Del Valle, Texas (Del Valle HS/Missouri)
21	Ken Robinson	CB	5-11	175	So.-1L	Grand Prairie, Texas (South Grand Prairie HS)
21	Justin Rodriguez	RB	5-7	180	Fr.-SQ	San Antonio, Texas (Johnson HS)
22	Ryan Shockency	S	6-0	185	Jr.-1L	Rosenberg, Texas (Lamar Consolidated HS/Mary Hardin-Baylor)
23	Xavier Spencer	CB	6-1	185	So.-1L	Converse, Texas (Judson HS)
24	Jalen Rainey	CB	6-4	200	Fr.-HS	San Antonio, Texas (Brandeis HS)
24	Dre Spriggs	WR	6-3	170	Fr.-HS	San Antonio, Texas (Harlan HS)
25	Avery Morris	ILB	6-2	225	So.-1L	Humble, Texas (Atascocita HS)
26	Corey Mayfield Jr.	CB	5-11	190	Sr.-3L	Forney, Texas (North Forney HS)
27	Jarrett Preston	S	6-0	190	Jr.-2L	Missouri City, Texas (Ridge Point HS)
28	Je'Vaun Dabon	S	6-1	180	So.-1L	Houston, Texas (Cypress Ridge HS)
28	Jaylon Lott	RB	6-0	215	So.-1L	Carrollton, Texas (Hebron HS)
29	Kyle Eaves	WR	5-9	145	Fr.-SQ	Austin, Texas (Lake Travis HS)
29	Xavier Player	CB	6-0	175	Fr.-TR	Cibolo, Texas (Steele HS/Oklahoma State/Blinn JC)
30	De'Anthony Lewis	RB	6-1	195	Fr.-HS	Converse, Texas (Judson HS)
31	Kevorian Barnes	RB	5-10	195	Fr.-HS	San Augustine, Texas (San Augustine HS)
32	Karch Gardiner	WR	5-9	180	So.-TR	El Paso, Texas (Del Valle HS/Arkansas)
32	Caden Holt	ILB	6-1	215	Fr.-HS	New Braunfels, Texas (Canyon HS)
33	B.J. Daniels	RB	6-1	210	Sr.-4L	Melbourne, Fla. (Palm Bay HS)
33	Lamonte McDougle	DL	6-0	290	Jr.-TR	Pompano Beach, Fla. (Deerfield Beach HS/Washington State)
34	Colby McBerty	P/PK	6-5	180	Fr.-SQ	College Station, Texas (A&M Consolidated HS)
34	JaCorey Hyder	TE	6-3	245	Fr.-HS	Woodville, Texas (Woodville HS)
35	Lucas Dean	P	6-2	205	Jr.-2L	Dunsborough, Australia (St Mary MacKillop College)
35	Ronald Gurley	S	6-2	210	Fr.-SQ	Killeen, Texas (Harker Heights HS)
36	Sean Berry	CB	5-10	175	So.-1L	Dallas, Texas (Wilson HS)
37	Myles Benning	TE	6-0	250	Sr.-2L	The Colony, Texas (The Colony HS/Navy)
37	Nate Hawkins	ILB	6-0	220	Fr.-SQ	Katy, Texas (Seven Lakes HS)
38	Tyler Mahnke	ILB	6-3	235	Sr.-3L	San Jose, Calif. (Round Rock [Texas] HS)
39	Kyle Wakefield	ILB	6-0	210	Jr.-SQ	Austin, Texas (Lake Travis HS/Trinity Valley CC)

# « 2021 UTSA ROSTER »

## ALPHABETICAL

Name	#
Malik Jones	18
Jaden Jones	50
Sheldon Jones	13
Ethan Laing	91
Luke Lapeze	76
Caleb Lewis	54
De'Anthony Lewis	30
Kennedy Lewis	85
Jamal Ligon	8
Jaylon Lott	28
Tyler Mahnke	38
Ahofitu Maka	55
Eddie Lee Marburger	12
Frankie Martinez	68
Brandon Matterson	99
Corey Mayfield Jr.	26
Colby McBerty	34
Sincere McCormick	3
Lamonte McDougle	33
Trey Moore	56
Avery Morris	25
Lowell Narcisse	10
Kelechi Nwachuku	11
Tykee Ogle-Kellogg	11
Everett Ornstein	92
Antonio Parks	4
Dominic Pastucci	66
Cam Peters	18
Xavier Player	29
Jarrett Preston	27
Dru Prox	16
Jalen Rainey	24
Jaren Randle	82
Zach Rangel	19
Robert Rigsby	62
Jimmori Robinson	40
Ken Robinson	21
Justin Rodriguez	21
Brandon Rolfe	75
Jahmal Sam	13
Daniel Santallana	78
Kamron Scott	65
Gavin Sharp	87
Ryan Shockency	22
Asyrus Simon	17
Xavier Spencer	23
Dre Spriggs	24
Cade Stoever	15
Dadrian Taylor	7
Donyai Taylor	12
Ronald Triplette	44
Kyle Wakefield	39
Leroy Watson	1
Charles Wiley	2
Cameron Wilkins	20
Julon Williams	19
Monte Williams	69
Rashad Wisdom	0
Tariq Woolen	3
Alex Wyant	56

## NUMERICAL

#	Name	Pos.	Ht.	Wt.	Yr.-Exp.	Hometown (High School/Previous School[s])
40	Jimmori Robinson	OLB	6-6	235	So.-TR	Alexandria, Va. (Hayfield Secondary HS/Monroe [N.Y.] College)
41	De'Marco Guidry	ILB	6-0	220	Sr.-2L	La Marque, Texas (La Marque HS)
44	Ronald Triplette	DL	6-2	260	Fr.-TR	Houston, Texas (Shadow Creek HS/Kansas State)
45	Ke'Chawn Compton	TE	6-2	240	Jr.-SQ	Beaumont, Texas (Central HS)
45	DeQuarius Henry	OLB	6-3	240	Sr.-4L	Houston, Texas (Sharpstown HS)
49	Trumane Bell II	DL	6-2	255	Jr.-2L	Dallas, Texas (Lake Highlands HS)
50	Jaden Jones	DL	6-2	300	Fr.-SQ	San Antonio, Texas (East Central HS)
52	Cade Collenback	LS	6-2	240	Jr.-1L	San Antonio, Texas (O'Connor HS/Tyler JC)
53	Caleb Cantrell	LS	5-11	215	Sr.-2L	Hurst, Texas (Birdville HS/Wyoming)
54	Caleb Lewis	OLB	6-3	225	Fr.-HS	Cibolo, Texas (Steele HS)
55	Ahofitu Maka	OL	6-3	335	Sr.-2L	Honolulu, Hawai'i (Punahou HS/Independence [Kan.] CC)
56	Trey Moore	OLB	6-2	250	Fr.-HS	Spring Branch, Texas (Smithson Valley HS)
56	Alex Wyant	OL	6-5	310	Jr.-TR	Santa Ana, Calif. (Foothill HS/Orange Coast College/UConn)
58	Terrell Haynes	OL	6-3	340	Jr.-2L	Arlington, Texas (Seguin HS)
61	Kevin Davis	OL	6-3	335	Sr.-3L	Angleton, Texas (Angleton HS)
62	Robert Rigsby	OL	6-4	330	Fr.-HS	Converse, Texas (Judson HS)
63	Jordan Brown	OL	6-3	325	Fr.-SQ	Manvel, Texas (Manvel HS)
64	Ernesto Almaraz	OL	6-2	295	Jr.-1L	Los Angeles, Calif. (Salesian HS/East Los Angeles College)
65	Kamron Scott	OL	6-4	340	Fr.-HS	Converse, Texas (Judson HS)
66	Dominic Pastucci	OL	6-5	315	Sr.-4L	Pflugerville, Texas (Hendrickson HS)
68	Frankie Martinez	OL	6-3	295	Fr.-HS	San Antonio, Texas (East Central HS)
69	Monte Williams	OL	6-2	310	So.-1L	Mesquite, Texas (Horn HS)
70	Jalyn Galmore	OL	6-5	295	Sr.-2L	Batesville, Miss. (South Panola HS/Itawamba [Miss.] CC)
71	Rudy Aleman Jr.	OL	6-1	315	Jr.-SQ	San Antonio, Texas (Warren HS)
72	River Gordon	OL	6-4	305	Fr.-HS	Mansfield, Texas (Mansfield HS)
73	Demetris Allen	OL	6-3	285	So.-1L	Hattiesburg, Miss. (Hattiesburg HS)
74	Spencer Burford	OL	6-5	295	Sr.-3L	San Antonio, Texas (Wagner HS)
75	Brandon Rolfe	OL	6-3	310	Sr.-1L	Dallas, Texas (Commerce HS/Ellsworth [Iowa] CC)
76	Luke Lapeze	OL	6-5	305	Fr.-HS	Humble, Texas (Summer Creek HS)
77	Makai Hart	OL	6-4	300	Sr.-1L	Clinton, Iowa (Clinton HS/Trinity Valley [Texas] CC)
78	Daniel Santallana	OL	6-3	295	Fr.-SQ	San Antonio, Texas (East Central HS)
79	Ronnie Garza	OL	6-6	295	Fr.-HS	Edinburg, Texas (Velo HS)
80	Dan Dishman	TE	6-5	235	Fr.-SQ	Seabrook, Texas (Clear Falls HS)
81	Tre'Von Bradley	WR	6-1	185	Jr.-TR	Cleburne, Texas (Cleburne HS/Houston)
82	Jaren Randle	WR	6-2	185	Fr.-SQ	San Antonio, Texas (Johnson HS)
83	Gregory Clayton Jr.	WR	5-10	180	Sr.-1L	Convent, La. (Lutcher HS/Trinity Valley [Texas] CC)
84	Oscar Cardenas	TE	6-4	275	So.-1L	San Antonio, Texas (Brandeis HS)
85	Kennedy Lewis	WR	6-3	190	Fr.-TR	Melissa, Texas (Melissa HS/Texas)
86	Peter Gray	TE	6-4	250	Jr.-1L	Tupelo, Miss. (Tupelo HS)
87	Gavin Sharp	TE	6-5	235	Sr.-3L	Leander, Texas (Rouse HS)
88	De'Corian Clark	WR	6-2	210	Jr.-2L	Fort Worth, Texas (Wyatt HS)
90	Brandon Brown	DL	6-2	305	Fr.-TR	Katy, Texas (Morton Ranch HS/Tulane)
91	Ethan Laing	P	5-11	190	Fr.-HS	Boerne, Texas (Champion HS)
92	Everett Ornstein	PK	6-0	175	So.-1L	Houston, Texas (Langham Creek HS)
95	Christian Clayton	DL	6-2	275	So.-1L	Fort Worth, Texas (South Hills HS)
97	Walker Baty	DL	6-3	290	So.-1L	Liberty Hill, Texas (Liberty Hill HS)
99	Brandon Matterson	DL	6-2	290	Sr.-3L	San Antonio, Texas (Brandeis HS)

## PRONUNCIATION GUIDE

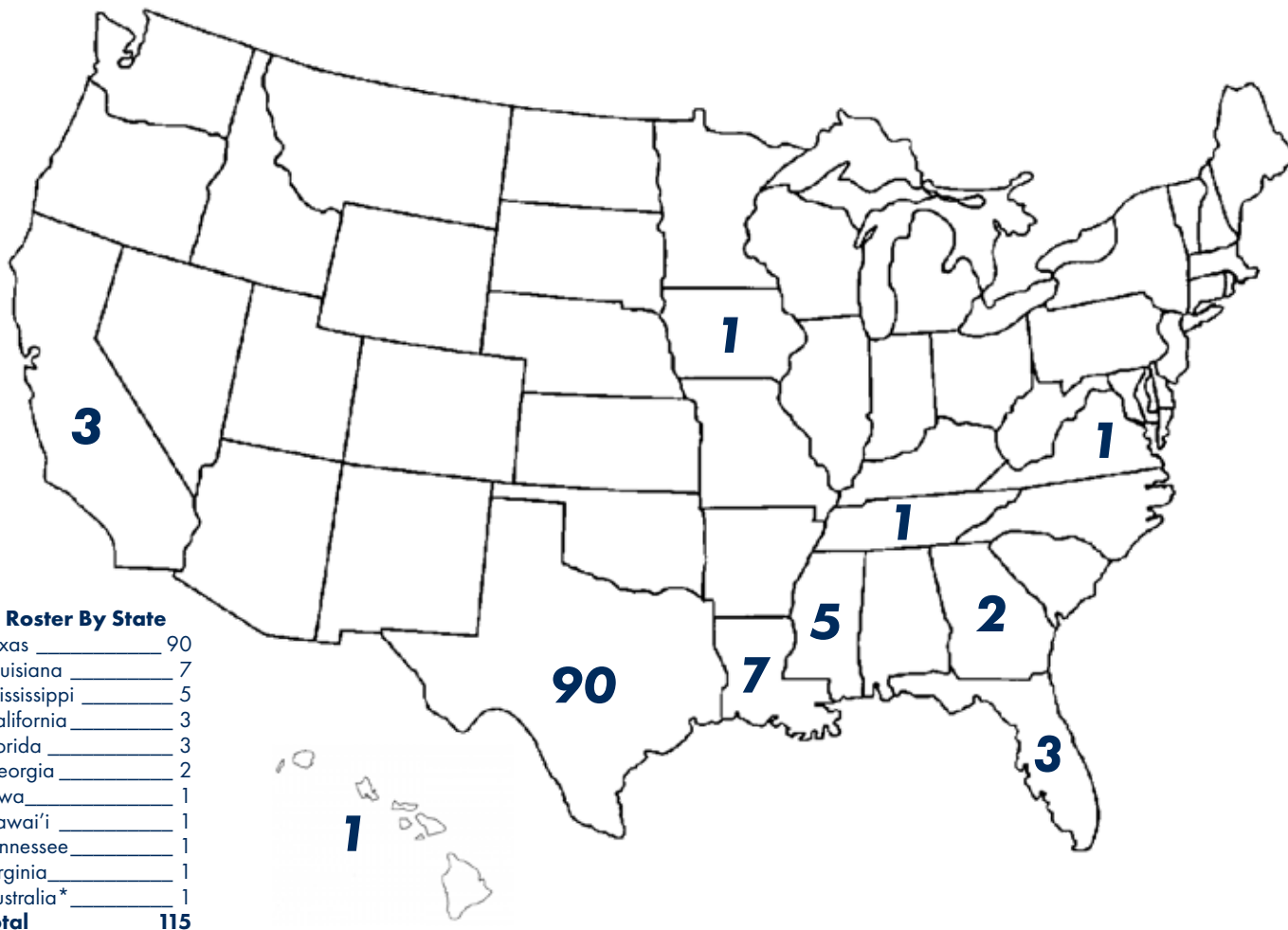
Rudy **Aleman Jr.** ALL-eh-mahn  
 Ernesto **Almaraz** all-mah-RAHS  
 Kevorian Barnes key-VORE-ee-ahn  
 Walker **Baty** BAE-tee  
 Tre'Von Bradley TRAY-vahn  
 Spencer **Burford** BUR-ferd  
 Caleb **Cantrell** CAN-trell  
 Oscar **Cardenas** CAR-den-ahs  
 Joshua **Cephus** SEE-fuss  
 Kaedric Cobbs KAY-drick  
 Ke'Chawn Compton KEY-shawn  
 Je'Vaun Dabon jah-VAHN day-BAHN  
 Hunter **Duplessis** due-PLESS-iss  
 Zakhari Franklin zah-CAR-ee  
 Dywan Griffin dah-WAHN  
 Makai Hart mah-KYE  
 DeQuarius Henry deh-QUARE-ee-us  
 Jamal Ligon LIGG-in

Tyler **Mahnke** MAHN-key  
 Ahofitu Maka ah-ho-FEE-too MAH-kah  
 Lamonte McDougle lah-MONT mc-DOO-gull  
 Lowell Narcisse low-ELL NAR-cess  
 Kelechi Nwachuku keh-LETC-ee wah-CHOO-koo  
 Everett Ornstein ORN-steen  
 Dominic Pastucci pass-TOO-chee  
 Xavier Player EX-ave-yer  
 Jimmori Robinson jih-MORE-ee  
 Brandon Rolfe (rhymes with golf)  
 Daniel Santallana san-tah-YAHN-ah  
 Jahmal Sam jah-MALL  
 Asyrus Simon ah-CY-russ  
 Xavier Spencer EX-ave-yer  
 Cade Stoever STOW-ver  
 Dadrian Taylor DAY-dree-uhn  
 Donyai Taylor DON-yay  
 Julon Williams jue-LAHN  
 Tariq Woolen tah-REEK

**Coaching Staff**  
 Barry Lunney Jr. LUNN-ee  
 Jess Loepp LEPP  
 Brad Sherrad shah-ROD  
 Will Stein STINE  
 Ryan Filo FIE-low

**Hometowns**  
 Beaumont BO-mont  
 Boerne BURN-ee  
 Bulverde bull-VUR-dee  
 Cibolo CIB-oh-lo  
 La Marque lah-MARK  
 Pflugerville FLEW-ger-vill  
 Schertz SHIRTS  
 Vacherie VACH-uh-ree

# « 2021 UTSA ROSTER BREAKDOWN »



## Super Seniors (12)

Myles Benning  
B.J. Daniels  
Lorenzo Dantzler  
Hunter Duplessis  
Jalyn Galmore  
Jaylon Haynes  
DeQuarius Henry  
Clarence Hicks  
Antonio Parks  
Dominic Pastucci  
Leroy Watson  
Charles Wiley

## Seniors (24)

Josh Adkins  
Brenden Brady  
Spencer Burford  
Caleb Cantrell  
Clifford Chattman  
Gregory Clayton Jr.  
Kevin Davis  
Denzel Feaster  
De'Marco Guidry  
Trevor Harmanson  
Frank Harris  
Makai Hart  
Sheldon Jones  
Tyler Mahnke  
Ahofitu Maka  
Brandon Matterson

Corey Mayfield Jr.  
Lowell Narcisse  
Dru Prox  
Brandon Rolfe  
Gavin Sharp  
Dadrian Taylor  
Cameron Wilkins  
Tariq Woolen

## Juniors (26)

Rudy Aleman Jr.  
Ernesto Almaraz  
Trumane Bell II  
Tre'Von Bradley  
JayVeon Cardwell  
Joshua Cephus  
De'Corian Clark  
Cade Collenback  
Ke'Chawn Compton  
Lucas Dean  
Zakhari Franklin  
Peter Gray  
Dywan Griffin  
Terrell Haynes  
Sincere McCormick  
Lamonte McDougle  
Kelechi Nwachuku  
Tykee Ogle-Kellogg  
Jarrett Preston  
Zach Rangel  
Ryan Shockency

Cade Stoeber  
Kyle Wakefield  
Julon Williams  
Rashad Wisdom  
Alex Wyant

## Sophomores (23)

Demetris Allen  
Walker Baty  
Sean Berry  
Oscar Cardenas  
Christian Clayton  
Kaedric Cobbs  
Je'Vaun Dabon  
Isaiah Davis  
Karch Gardiner  
Allen Horace II  
Malik Jones  
Jamal Ligon  
Jaylon Lott  
Colby McBerty  
Avery Morris  
Everett Ornstein  
Jimmori Robinson  
Ken Robinson  
Jahmal Sam  
Asyrus Simon  
Xavier Spencer  
Donyai Taylor  
Monte Williams

## Freshmen (30)

Kevorian Barnes  
Brandon Brown  
Jordan Brown  
Dan Dishman  
Kyle Eaves  
Ronnie Garza  
River Gordon  
Ronald Gurley  
Nate Hawkins  
Caden Holt  
JaCorey Hyder  
Jaden Jones  
Ethan Laing  
Luke Lapeze  
Caleb Lewis  
De'Anthony Lewis  
Kennedy Lewis  
Eddie Lee Marburger  
Frankie Martinez  
Trey Moore  
Cam Peters  
Xavier Player  
Jalen Rainey  
Jaren Randle  
Robert Rigsby  
Justin Rodriguez  
Daniel Santallana  
Kamron Scott  
Dre Spriggs  
Ronald Triplette



# « 2021 UTSA STARTERS BREAKDOWN »

## STARTERS RETURNING (24)

### OFFENSE (10)

Pos.	#	Name (2020 games/starts)	Height	Weight	Year-Exp.	Hometown (High School/Previous School)
QB	0	Frank Harris (11/10)	6-0	200	Sr.-2L	Schertz, Texas (Clemens HS)
RB	3	Sincere McCormick (11/11)	5-9	200	Jr.-2L	Converse, Texas (Judson HS)
WR	12	Joshua Cephus (12/12)	6-3	185	Jr.-2L	Spring, Texas (Dekaney HS)
WR	18	Zakhari Franklin (10/9)	6-1	185	Jr.-2L	Cedar Hill, Texas (Cedar Hill HS)
TE	4	Leroy Watson (12/11)	6-5	260	Sr.-2L	Snellville, Ga. (Shiloh HS/Hutchinson [Kan.] CC)
OL	74	Spencer Burford (11/10)	6-4	300	Sr.-3L	San Antonio, Texas (Wagner HS)
OL	61	Kevin Davis (10/10)	6-3	315	Sr.-3L	Angleton, Texas (Angleton HS)
OL	77	Makai Hart (9/8)	6-4	295	Sr.-1L	Clinton, Iowa (Clinton HS/Trinity Valley [Texas] CC)
OL	58	Terrell Haynes (11/6)	6-3	305	Jr.-2L	Arlington, Texas (Seguin HS)
C	55	Ahofitu Maka (11/11)	6-3	320	Sr.-2L	Honolulu, Hawai'i (Punahou HS/Independence [Kan.] CC)

### DEFENSE (11)

Pos.	#	Name (2020 games/starts)	Height	Weight	Year-Exp.	Hometown (High School/Previous School)
DL	98	Lorenzo Dantzler (12/9)	6-2	245	Sr.-3L	Starkville, Miss. (Starkville HS/East Mississippi CC)
DL	1	Jaylon Haynes (9/8)	6-2	290	Sr.-4L	Wharton, Texas (Wharton HS)
DL	99	Brandon Matterson (10/10)	6-2	300	Sr.-3L	San Antonio, Texas (Brandeis HS)
LB	15	Trevor Harmanson (12/8)	6-3	230	Sr.-2L	Dickinson, Texas (Dickinson HS/Blinn CC)
LB	9	Clarence Hicks (12/8)	6-2	225	Sr.-2L	Pensacola, Fla. (Pine Forest HS/Hutchinson [Kan.] CC)
LB	88	Jamal Ligon (11/9)	6-3	245	So.-1L	Tyler, Texas (Lee HS)
LB	96	Charles Wiley (12/11)	6-2	245	Sr.-1L	Stockbridge, Ga. (Stockbridge HS/Mississippi)
S	4	Antonio Parks (12/10)	5-9	190	Sr.-2L	Reserve, La. (East St. John HS/Arizona)
S	0	Rashad Wisdom (12/10)	5-10	205	Jr.-2L	Converse, Texas (Judson HS)
CB	26	Corey Mayfield Jr. (12/12)	5-11	195	Sr.-3L	Forney, Texas (North Forney HS)
CB	20	Tariq Woolen (11/7)	6-5	210	Sr.-3L	Fort Worth, Texas (Arlington Heights HS)

### SPECIAL TEAMS (3)

Pos.	#	Name (2020 games)	Height	Weight	Year-Exp.	Hometown (High School/Previous School)
PK	48	Hunter Duplessis (12)	5-8	200	Sr.-3L	San Antonio, Texas (Cole HS)
P	35	Lucas Dean (12)	6-2	195	Jr.-2L	Dunsborough, Australia (St Mary MacKillop College)
DS	53	Caleb Cantrell (11)	5-11	205	Sr.-2L	Hurst, Texas (Birdville HS/Wyoming)

## STARTERS LOST (1)

### OFFENSE (1)

Pos.	#	Name (2020 games/starts)	Height	Weight	Hometown (High School/Previous School)
WR	6	Brennon Dingle (12/7)	5-10	180	Baltimore, Md. (Perry Hall HS/UMass)

### DEFENSE (0)

### SPECIAL TEAMS (0)

\* 2020 roster numbers used

# « 2021 UTSA DEPTH CHART »

(as of Nov. 8)

OFFENSE \ \ MULTIPLE		
<b>LEFT TACKLE</b>		
74	Spencer Burford, 6-5, 295, Sr.-3L [40/38]	Outland Trophy watch list
70	Jalyn Galmore, 6-5, 295, *Sr.-2L [16/7]	started at LT vs. Memphis
<b>LEFT GUARD</b>		
75	Brandon Rolfe, 6-3, 310, Sr.-1L [17/7]	5 straight starts at LG
73	Demetris Allen, 6-3, 285, So.-1L [12/3]	Earned start at LT vs. Middle Tenn.
<b>CENTER</b>		
55	Ahofitu Maka, 6-3, 335, Sr.-2L [32/32]	2nd-team all-conf in '20
64	Ernesto Almaraz, 6-4, 280, So.-TR [6/0]	2nd-team all-league in JUCO
<b>RIGHT GUARD</b>		
58	Terrell Haynes, 6-3, 340, Jr.-2L [32/15]	15 straight starts on OL
61	Kevin Davis, 6-3, 335, Sr.-3L [36/36]	has started every game of his career
or 66	Dominic Pastucci, 6-5, 315, *Sr.-4L [51/11]	earned starts on OL in 3 of last 4 years
<b>RIGHT TACKLE</b>		
77	Makai Hart, 6-4, 300, Sr.-1L [17/16]	2nd-team all-conf in '20
68	Frankie Martinez, 6-3, 295, Fr.-HS [7/0]	3-sport athlete at East Central HS
<b>QUARTERBACK</b>		
0	Frank Harris, 6-0, 200, Sr.-2L [24/23]	17-6 record as starting QB at UTSA
8	Josh Adkins, 6-2, 220, Sr.-1L [10/1]	11-13, 134, 2 TD vs. Lamar
10	Lowell Narcisse, 6-2, 255, Sr.-2L [15/8]	17-20, 229 yds, 2 TD vs. BYU in '20
<b>TAILBACK</b>		
3	Sincere McCormick, 5-9, 205, Jr.-2L [32/31]	3,510 rush yds, 29 TD in UTSA career
33	B.J. Daniels, 6-2, 205, Sr.-3L [54/1]	7 att, 54 yds, TD vs. Rice
28	Jaylon Lott, 6-0, 215, So.-1L [14/0]	4 att, 13 yds vs. Lamar
<b>WIDE RECEIVER (X)</b>		
88	De'Corian Clark, 6-2, 210, Jr.-2L [30/7]	7 rec, 160 yds, 3 TD vs. WKU
81	Tre'Von Bradley, 6-1, 185, Jr.-TR [9/1]	7-yd rush, 7-yd catch vs. Rice
<b>WIDE RECEIVER (F)</b>		
2	Joshua Cephus, 6-3, 190, Jr.-2L [33/26]	117 rec, 1,276 yds, 11 TD for career
15	Cade Stoeber, 5-10, 190, Jr.-1L [6/0]	2 rec, 84 yds, long of 60 vs. Lamar
<b>WIDE RECEIVER (Z)</b>		
4	Zakhari Franklin, 6-1, 185, Jr.-2L [27/21]	2 straight 100-yd rec gms
13	Sheldon Jones, 5-9, 160, Sr.-3L [43/18]	52 rec, 467 yds for career
or 11	Tykee Ogle-Kellogg, 6-5, 200, Jr.-2L [28/6]	10 rec, 117 yds, TD this year
<b>TIGHT END (Y)</b>		
1	Leroy Watson, 6-5, 275, *Sr.-2L [33/30]	Mackey Award watch list
84	Oscar Cardenas, 6-4, 275, So.-1L [25/3]	9 rec, 127 yds, TD this year
or 87	Gavin Sharp, 6-5, 235, Sr.-3L [38/14]	2 rec, 29 yds vs. UTEP
80	Dan Dishman, 6-5, 235, Fr.-SQ [6/0]	2 rec, 20 yds vs. Memphis

[#/#] denotes number of UTSA career games played/starts • or - players are listed in alphabetical order by last name • \* - denotes super senior

DEFENSE // 3-4		
<b>DEFENSIVE END</b>		
6	Lorenzo Dantzler, 6-1, 260, *Sr.-2L [45/27]	leads FBS w/ 3 FR in '21
49	Trumane Bell II, 6-2, 255, Jr.-2L [33/0]	6.5 TFL, 5 SACK this year
or 17	Asyrus Simon, 6-4, 265, So.-1L [11/0]	4 TOT, 2 TFL, 0.5 SACK vs. LA Tech
<b>NOSEGUARD</b>		
1	Jaylon Haynes, 6-2, 300, *Sr.-4L [46/29]	233.5 TFL, 7 SACK in UTSA career
33	Lamonte McDougle, 6-0, 290, Jr.-TR [8/0]	3 TOT vs. LA Tech
<b>DEFENSIVE END</b>		
99	Brandon Matterson, 6-2, 290, Sr.-3L [38/15]	3 TOT, 0.5 SACK vs. WKU
90	Brandon Brown, 6-2, 305, Fr.-TR [9/3]	3 UA, TFL vs. UTEP
or 95	Christian Clayton, 6-2, 275, So.-1L [24/0]	2 TOT vs. Rice
or 44	Ronald Triplette, 6-2, 260, Fr.-TR [2/0]	110 TOT, 30 TFL, 6 SACK in HS
<b>OUTSIDE LINEBACKER (WILL)</b>		
2	Charles Wiley, 6-3, 255, *Sr.-TR [21/20]	7.5 TFL, 2.5 SACK, FR TD this year
45	DeQuarius Henry, 6-3, 240, *Sr.-2L [48/1]	21 TFL, 11.5 SACK in UTSA career
or 40	Jimmori Robinson, 6-6, 235, So.-TR [3/0]	2 TOT this season
<b>INSIDE LINEBACKER</b>		
15	Trevor Harmanson, 6-3, 225, Sr.-2L [33/28]	157 TOT, 20 TFL in UTSA career
38	Tyler Mahnke, 6-3, 235, Sr.-3L [43/3]	6 TOT, 1.5 TFL, QBH this season
or 16	Dru Prox, 6-2, 225, Sr.-TR [8/1]	2 TOT, 0.5 TFL in start vs. Rice
<b>INSIDE LINEBACKER</b>		
8	Jamal Ligon, 6-2, 220, So.-1L [18/15]	30 TOT (12 UA) this season
20	Denzel Feaster, 6-2, 225, Sr.-TR [9/2]	25 TOT (13 UA) in '21
or 25	Avery Morris, 6-2, 225, So.-1L [14/0]	13 TOT, TFL this year
<b>OUTSIDE LINEBACKER (SAM)</b>		
9	Clarence Hicks, 6-2, 225, *Sr.-2L [33/16]	10 TFL, 8 SACK, INT this season
or 7	Dadrian Taylor, 5-11, 175, Sr.-2L [41/8]	5 TOT, 51-yd INT TD vs. LA Tech
12	Donyai Taylor, 6-1, 205, So.-1L [21/0]	10 TOT, QBH this season
<b>SAFETY</b>		
4	Antonio Parks, 5-8, 190, Sr.-2L [32/19]	7 TOT (6 UA) vs. WKU
11	Kelechi Nwachuku, 6-0, 210, Jr.-2L [36/8]	2 TOT, FR vs. LA Tech
<b>SAFETY</b>		
0	Rashad Wisdom, 5-9, 205, So.-1L [33/31]	51 TOT, 38 UA last 7 gms
13	Jahmal Sam, 5-9, 185, So.-HS [15/2]	15 TOT, SACK, INT, PBU last 5 gms
<b>CORNERBACK</b>		
3	Tariq Woolen, 6-4, 205, Sr.-3L [40/20, 15-CB]	23 TOT, 2.5 TFL, INT, 3 PBU in '21
or 21	Ken Robinson, 5-11, 175, So.-1L [22/7]	19 TOT, team-high 6 PBU in '21
<b>CORNERBACK</b>		
26	Corey Mayfield Jr., 5-11, 190, Sr.-3L [42/30]	49-yd INT ret TD, 2 PBU vs. Rice
23	Xavier Spencer, 6-1, 185, So.-1L [19/0]	5 TOT (4 UA) this season
29	Xavier Player, 6-0, 175, Fr.-TR [5/0]	Super Team pick in HS

SPECIAL TEAMS		
<b>PLACE-KICKER</b>		
5	Hunter Duplessis, 5-9, 190, *Sr.-3L [43]	Lou Groza Award watch list
92	Everett OrNSTein, 6-0, 175, So.-1L [8]	1st career FG (23 yds) vs. Lamar
<b>HOLDER</b>		
35	Lucas Dean, 6-2, 205, Jr.-2L [33]	'20 C-USA Special Teams POY
2	Joshua Cephus, 6-3, 190, Jr.-2L [33]	UTSA-record 58 rec in '20
<b>LONG SNAPPER</b>		
53	Caleb Cantrell, 5-11, 215, Sr.-2L [30]	95 clean snaps this season
52	Cade Colleenback, 6-2, 240, Jr.-1L [5]	PAT/FG snapper in last 5 games in '20
<b>PUNTER</b>		
35	Lucas Dean, 6-2, 205, Jr.-2L [33]	50.8 avg, 3 I20, long of 63 vs. Memphis
5	Hunter Duplessis, 5-9, 190, *Sr.-3L [43]	1st-team all-conf PK in '20

<b>PUNT RETURN</b>		
13	Sheldon Jones, 5-9, 160, Sr.-3L [43]	13.1 punt return avg (6th/FBS)
2	Joshua Cephus, 6-3, 190, Jr.-2L [33]	51 rec, 576 yds, 5 TD in '21
<b>KICKOFF</b>		
5	Hunter Duplessis, 5-9, 190, *Sr.-3L [43]	135 career KO, 51 TB
or 92	Everett OrNSTein, 6-0, 175, So.-1L [8]	30 KO, 14 TB in career
<b>KICK RETURN</b>		
7	Dadrian Taylor, 5-11, 175, Sr.-3L [41]	2 40+ yd returns this year
33	B.J. Daniels, 6-1, 210, *Sr.-4L [54]	25.7 KOR avg, long of 44 in '19

# « 2021 UTSA STATISTICS »

## SCHEDULE/RESULTS

Date	Opponent	Result	Score	Record	Time	Attend
Sept. 4	at Illinois	W	37-30	1-0	3:32	33,906
Sept. 11	LAMAR	W	54-0	2-0	2:55	16,229
Sept. 18	MIDDLE TENNESSEE *	W	27-13	3-0, 1-0	3:21	16,202
Sept. 25	at Memphis	W	31-28	4-0	3:23	29,264
Oct. 2	UNLV	W	24-17	5-0	3:12	20,154
Oct. 9	at WKU *	W	52-46	6-0, 2-0	3:39	15,243
Oct. 16	RICE *	W	45-0	7-0, 3-0	2:54	27,515
Oct. 23	at Louisiana Tech *	W	45-16	8-0, 4-0	3:13	18,314
Nov. 6	at UTEP	W	44-23	9-0, 5-0	3:21	31,658

\*Conference USA game

TEAM STATISTICS	UTSA	OPP
SCORING	359	173
POINTS PER GAME	39.9	19.2
POINTS OFF TURNOVERS	69	17
FIRST DOWNS	220	166
RUSHING	93	54
PASSING	108	95
PENALTY	19	17
RUSHING YARDAGE	1,749	762
YARDS GAINED RUSHING	1,905	1,055
YARDS LOST RUSHING	156	293
RUSHING ATTEMPTS	384	287
AVERAGE PER RUSH	4.6	2.7
AVERAGE PER GAME	194.3	84.7
TDS RUSHING	17	3
PASSING YARDAGE	2,343	2,280
COMP-ATT-INT	192-285-3	168-293-8
AVERAGE PER PASS	8.2	7.8
AVERAGE PER CATCH	12.2	13.6
AVERAGE PER GAME	260.3	253.3
TDS PASSING	21	18
TOTAL OFFENSE	4,092	3,042
TOTAL PLAYS	669	580
AVERAGE PER PLAY	6.1	5.2
AVERAGE PER GAME	454.7	338.0
KICK RETURNS: #-YARDS	6-151	26-571
PUNT RETURNS: #-YARDS	21-277	10-66
INT RETURNS: #-YARDS	8-146	3-61
KICK RETURN AVERAGE	25.2	22.0
PUNT RETURN AVERAGE	13.2	6.6
INT RETURN AVERAGE	18.2	20.3
FUMBLES-LOST	10-4	15-9
PENALTIES-YARDS	39-401	60-500
AVERAGE PER GAME	44.6	55.6
PUNTS-YARDS	30-1,323	51-2,262
AVERAGE PER PUNT	44.1	44.4
NET PUNT AVERAGE	40.6	38.5
KICKOFFS-YARDS	69-4,331	38-2,317
AVERAGE PER KICK	62.8	61.0
NET KICK AVERAGE	42.5	38.6
TIME OF POSSESSION/GAME	31:20	28:40
3RD-DOWN CONVERSIONS	62/133	47/128
3RD-DOWN PCT	47%	37%
4TH-DOWN CONVERSIONS	9/13	5/13
4TH-DOWN PCT	69%	38%
SACKS BY-YARDS	24-192	7-35
MISC YARDS	0	0
TOUCHDOWNS SCORED	44	22
FIELD GOALS-ATTEMPTS	17-21	8-12
ON-SIDE KICKS	1-0	0-1
RED-ZONE SCORES	(40-44) 91%	(15-22) 68%
RED-ZONE TOUCHDOWNS	(28-44) 64%	(10-22) 45%
PAT-ATTEMPTS	(44-44) 100%	(17-18) 94%
ATTENDANCE	80,100	128,385
GAMES/AVG PER GAME	4/20,025	5/25,677
NEUTRAL SITE GAMES		0/0

## RECORD BREAKDOWN

Overall	9-0
Conference USA	5-0
Non-conference	4-0
Home	4-0
Away	5-0
Neutral	0-0
Day	1-0
Night	8-0
Indoor	4-0
Outdoor	5-0
Artificial surface	9-0
Natural grass	0-0
Win coin toss	3-0
Lose coin toss	6-0
Televised	9-0
Score first	7-0
Opponent scores first	2-0
Leading after 1st quarter	6-0
Trailing after 1st quarter	2-0
Tied after 1st quarter	1-0
Leading at half	8-0
Trailing at half	1-0
Tied at half	0-0
Leading after 3rd quarter	8-0
Trailing after 3rd quarter	1-0
Tied after 3rd quarter	0-0

## SCORE BY QUARTERS

	1st	2nd	3rd	4th	Total
UTSA	88	110	76	85	359
Opp.	54	34	30	55	173



# « 2021 UTSA INDIVIDUAL STATISTICS »

## ALL-PURPOSE

Player	G	Rush	Rec	PR	KOR	IR	Tot	Avg/G
Sincere McCormick	9	1060	105	0	0	0	1165	129.4
Zakhari Franklin	8	0	686	0	0	0	686	85.8
Joshua Cephus	9	11	576	0	0	0	587	65.2
De'Corian Clark	9	7	479	0	0	0	486	54.0
Frank Harris	9	346	26	0	0	0	372	41.3
Sheldon Jones	9	0	7	262	0	0	269	29.9
Dadrian Taylor	9	0	0	0	151	51	202	22.4
Brenden Brady	5	140	18	0	0	0	158	31.6
B.J. Daniels	9	159	-4	0	0	0	155	17.2
Oscar Cardenas	9	0	127	0	0	0	127	14.1
Tykee Ogle-Kellogg	8	0	117	0	0	0	117	14.6
Cade Stoeber	6	0	89	15	0	0	104	17.3
Corey Mayfield Jr.	9	0	0	0	0	49	49	5.4
Trevor Harmanson	9	0	0	0	0	40	40	4.4
Gavin Sharp	6	0	39	0	0	0	39	6.5
Tre'Von Bradley	9	7	29	0	0	0	36	4.0
Leroy Watson	9	1	21	0	0	0	22	2.4
Dan Dishman	6	0	20	0	0	0	20	3.3
Jaylon Lott	4	19	0	0	0	0	19	4.8
Kevorian Barnes	1	16	0	0	0	0	16	16.0
Kaedric Cobbs	3	18	-2	0	0	0	16	5.3
Justin Rodriguez	2	4	9	0	0	0	13	6.5
Jahmal Sam	5	0	0	0	0	6	6	1.2
Josh Adkins	5	6	0	0	0	0	6	1.2
TEAM	8	-45	0	0	0	0	-45	-5.6
Total	9	1749	2342	277	151	146	4665	518.3
Opponents	9	762	2280	66	571	61	3740	415.6

## PUNTING

Player	No.	Yds	Avg	Long	TB	FC	120	50+	Blk
Lucas Dean	30	1323	44.1	63	2	8	12	5	0
Total	30	1323	44.1	63	2	8	12	5	0
Opponents.....	51	2262	44.4	67	1	12	16	12	

## KICKOFFS

Player	No.	Yds	Avg	TB	OB	Retn	Net	Yd Line
Hunter Duplessis	59	3694	62.6	28	2			
Everett Ornstein	10	637	63.7	5	2			
Total	69	4331	62.8	33	4	571	42.5	22
Opponents	38	2317	61.0	28	0	151	38.6	26

## « 2021 UTSA DEFENSIVE STATISTICS »

##	Player	GP-GS	Tackles			TFL-Yds	Sacks	Pass Defense		Fumbles			Blkd	
			Solo	Ast	Total		No-Yds	Int-Yds	BU	Qbh	Rcv-Yds	FF	Kick	Saf
0	Rashad Wisdom	9-9	42	15	57	4.0-7			4	1		1		
15	Trevor Harmanson	9-8	23	13	36	2.5-13	1.0-9	1-40		1				
7	Dadrian Taylor	9-2	23	10	33	3.5-14	2.5-13	1-51						
8	Jamal Ligon	7-6	12	18	30	0.5-3	0.5-3		1	1				
4	Antonio Parks	9-9	19	9	28	1.0-1			4					
2	Charles Wiley	9-9	14	13	27	7.5-45	2.5-34		1	4	1-44			
20	Denzel Feaster	9-2	13	12	25	1.5-4								
9	Clarence Hicks	9-8	16	8	24	10.0-54	6.0-43	1-0	2	4		1		
3	Tariq Woolen	8-8	15	8	23	2.5-6		1-0	3	1				
26	Corey Mayfield Jr.	9-8	19	2	21			2-49	2					
1	Jaylon Haynes	9-9	10	11	21	2.0-3				3				
21	Ken Robinson	9-2	10	9	19	2.5-5			6					
11	Kelechi Nwachuku	9-0	11	7	18						2-0	1		
10	Clifford Chattman	4-0	14	4	18	0.5-4	0.5-4		2			1		
99	Brandon Matterson	9-5	5	11	16	1.0-5	0.5-4			2				
17	Asyrus Simon	9-0	4	12	16	2.0-7	0.5-3							
16	Dru Prox	8-1	5	11	16	2.0-14	1.5-13		1	1		1		
13	Jahmal Sam	5-1	10	5	15	1.0-9	1.0-9	1-6	1					
49	Trumane Bell II	9-0	8	7	15	6.5-55	5.0-44			3		1		
25	Avery Morris	9-0	3	10	13	1.0-2				1		1		
45	DeQuarius Henry	9-0	7	4	11	4.5-21	1.5-12			2				
90	Brandon Brown	9-3	6	4	10	1.0-1			3					
12	Donyai Taylor	9-0	3	7	10						1			
95	Christian Clayton	9-0	1	8	9					2				
33	Lamonte McDougale	8-0	3	5	8	0.5-1					1-0			
22	Ryan Shockency	9-0	5	1	6									
38	Tyler Mahnke	9-0	2	4	6	1.5-3					1			
6	Lorenzo Dantzler	9-9	3	3	6	1.0-1	1.0-1			6	3-15			
23	Xavier Spencer	9-0	4	1	5									
27	Jarrett Preston	6-0	3		3	1.0-4		1-0						
53	Caleb Cantrell	9-0	1	1	2						1-0			
33	B.J. Daniels	9-0	1	1	2									
18	Malik Jones	9-0		2	2									
36	Sean Berry	7-0	1	1	2									
40	Jimmori Robinson	3-0		2	2				1					
29	Xavier Player	5-0		1	1									
32	Caden Holt	1-0		1	1									
97	Walker Baty	3-0		1	1									
84	Oscar Cardenas	9-2	1		1									
0	Frank Harris	9-9	1		1							1		
30	De'Anthony Lewis	2-0	1		1									
3	Sincere McCormick	9-9	1		1									
14	Dywan Griffin	3-0							1					
4	Zakhari Franklin	8-8									1-0			
	<b>Total</b>	9-0	320	242	562	61-282	24-192	8-146	32	34	9-59	8		
	<b>Opponents</b>	9-0	371	326	697	42.0-117	7-35	3-61	26	35	4-0	5	1	







# « 2021 UTSA MISCELLANEOUS STATISTICS »

## Starters Summary

Offense	QB	TB	WR	WR	TE/WR	TE	LT	LG	C	RG	RT
at Illinois	Harris	McCormick	Franklin	Cephus	Cardenas	Watson	Burford	Haynes	Maka	Davis	Hart
vs. Lamar	Harris	McCormick	Franklin	Cephus	Clark	Watson	Burford	Haynes	Maka	Davis	Galmore
vs. Middle Tennessee	Harris	McCormick	Franklin	Cephus	Cardenas	Watson	Allen	Haynes	Maka	Davis	Hart
at Memphis	Harris	McCormick	Franklin	Cephus	Clark	Watson	Galmore	Haynes	Maka	Davis	Hart
vs. UNLV	Harris	McCormick	Bradley	Cephus	Clark	Watson	Burford	Rolfe	Maka	Haynes	Hart
at WKU	Harris	McCormick	Franklin	Cephus	Clark	Watson	Burford	Rolfe	Maka	Haynes	Hart
vs. Rice	Harris	McCormick	Franklin	Cephus	Clark	Watson	Burford	Rolfe	Maka	Haynes	Hart
at Louisiana Tech	Harris	McCormick	Franklin	Cephus	Clark	Watson	Burford	Rolfe	Maka	Haynes	Hart
at UTEP	Harris	McCormick	Franklin	Cephus	Clark	Watson	Burford	Rolfe	Maka	Haynes	Hart

Defense	DL	NG	DL/LB	LB	LB	LB	LB/S	S	S	CB	CB
at Illinois	Dantzler	Haynes	Matterson	Wiley	Harmanson	Ligon	Hicks	Parks	Wisdom	Woolen	Mayfield Jr.
vs. Lamar	Dantzler	Haynes	Matterson	Wiley	Harmanson	Ligon	Da. Taylor	Parks	Wisdom	Woolen	Robinson
vs. Middle Tennessee	Dantzler	Haynes	Matterson	Wiley	Harmanson	Ligon	Hicks	Parks	Wisdom	Woolen	Mayfield Jr.
at Memphis	Dantzler	Haynes	Matterson	Wiley	Harmanson	Ligon	Hicks	Parks	Wisdom	Woolen	Mayfield Jr.
vs. UNLV	Dantzler	Haynes	Matterson	Wiley	Harmanson	Ligon	Hicks	Parks	Wisdom	Woolen	Mayfield Jr.
at WKU	Dantzler	Haynes	Wiley	Harmanson	Da. Taylor	Hicks	Sam	Parks	Wisdom	Woolen	Mayfield Jr.
vs. Rice	Dantzler	Haynes	Brown	Wiley	Prox	Feaster	Hicks	Parks	Wisdom	Woolen	Mayfield Jr.
at Louisiana Tech	Dantzler	Haynes	Brown	Wiley	Harmanson	Feaster	Hicks	Parks	Wisdom	Woolen	Mayfield Jr.
at UTEP	Dantzler	Haynes	Brown	Wiley	Harmanson	Ligon	Hicks	Parks	Wisdom	Robinson	Mayfield Jr.

## Team Game Captains

- at Illinois** — Jaylon Haynes, Charles Wiley, Rashad Wisdom
- vs. Lamar** — Joshua Cephus, Frank Harris, Leroy Watson, Rashad Wisdom
- vs. Middle Tennessee** — Brenden Brady, Sincere McCormick, Antonio Parks, Rashad Wisdom
- at Memphis** — Hunter Duplessis, Antonio Parks, Rashad Wisdom
- vs. UNLV** — Josh Adkins, Makai Hart, Ahofitu Maka, Rashad Wisdom
- at WKU** — Lorenzo Dantzler, Clarence Hicks, Dadrion Taylor, Rashad Wisdom
- vs. Rice** — Spencer Burford, Myles Benning, Ken Robinson, Rashad Wisdom
- at Louisiana Tech** — Trevor Harmanson, Kelechi Nwachuku, Rashad Wisdom, Tariq Woolen
- at UTEP** — Clarence Hicks, Dadrion Taylor, Charles Wiley, Rashad Wisdom

### TRIANGLE OF TOUGHNESS PLAYERS OF THE WEEK

#### Offense

**Week 1:** Brenden Brady, Spencer Burford, Kevin Davis, Zakhari Franklin, Frank Harris, Terrell Haynes, Sincere McCormick

**Week 2:** Josh Adkins, Demetris Allen, Spencer Burford, Ahofitu Maka, Leroy Watson

**Week 3:** Oscar Cardenas, Joshua Cephus, Kevin Davis, Makai Hart

**Week 4:** Demetris Allen, Joshua Cephus, Zakhari Franklin, Sincere McCormick, Brandon Rolfe, Leroy Watson

**Week 5:** Joshua Cephus, De'Corian Clark, Frank Harris, Makai Hart, Sincere McCormick

**Week 6:** Spencer Burford, De'Corian Clark, Frank Harris, Makai Hart, Terrell Haynes, Ahofitu Maka, Sincere McCormick, Brandon Rolfe, Leroy Watson

**Week 7:** Oscar Cardenas, Joshua Cephus, B.J. Daniels, Frank Harris, Makai Hart, Ahofitu Maka, Leroy Watson

**Week 8:** Zakhari Franklin, Frank Harris, Makai Hart, Sincere McCormick

**Week 9:** Oscar Cardenas, Joshua Cephus, De'Corian Clark, Zakhari Franklin, Frank Harris, Makai Hart, Ahofitu Maka, Sincere McCormick, Brandon Rolfe, Leroy Watson

#### Defense

**Week 1:** Jaylon Haynes, Charles Wiley, Tariq Woolen

**Week 2:** Clifford Chattman, Denzel Feaster, DeQuarius Henry, Jamal Ligon, Brandon Matterson, Lamonte McDougle, Asyrus Simon

**Week 3:** Trumane Bell II, Brandon Brown, Lorenzo Dantzler, Denzel Feaster, Trevor Harmanson, Clarence Hicks, Jamal Ligon, Corey Mayfield Jr., Charles Wiley, Rashad Wisdom

**Week 4:** Christian Clayton, Lorenzo Dantzler, DeQuarius Henry, Clarence Hicks, Corey Mayfield Jr., Kelechi Nwachuku, Asyrus Simon, Dadrion Taylor

**Week 5:** Trumane Bell II, Brandon Brown, Lorenzo Dantzler, Jaylon Haynes, DeQuarius Henry, Dru Prox, Ken Robinson, Dadrion Taylor

**Week 6:** Clarence Hicks, Brandon Matterson, Ken Robinson, Charles Wiley

**Week 7:** Brandon Brown, Trevor Harmanson, Clarence Hicks, Corey Mayfield Jr., Avery Morris, Ken Robinson, Rashad Wisdom

**Week 8:** Trumane Bell II, Clarence Hicks, Asyrus Simon, Dadrion Taylor

**Week 9:** Brandon Brown, Lamonte McDougle

#### Special Teams

**Week 1:** Caleb Cantrell, Kelechi Nwachuku

**Week 2:** Hunter Duplessis, Sheldon Jones, Dadrion Taylor

**Week 3:** B.J. Daniels, Kelechi Nwachuku, Dadrion Taylor

**Week 4:** Oscar Cardenas, Lucas Dean, Hunter Duplessis, Dominic Pastucci

**Week 5:** Dadrion Taylor

**Week 6:** Hunter Duplessis, Donyai Taylor

**Week 7:** Tyler Mahnke, Donyai Taylor

**Week 8:** Xavier Spencer

**Week 9:** Hunter Duplessis

### SCOUT TEAM PLAYERS OF THE WEEK

**Week 1:** JaCorey Hyder (Offense); Caden Holt (Defense); Justin Rodriguez (Special Teams)

**Week 2:** Robert Rigsby (Offense); Caleb Lewis (Defense); Nate Hawkins (Special Teams)

**Week 3:** Kamron Scott (Offense); Je'Vaun Dabon, Ronald Gurley (Defense); Jaren Randle (Special Teams)

**Week 4:** Zach Rangel (Offense); Jaden Jones (Defense); Dre Spriggs (Special Teams)

**Week 5:** Kevarian Barnes (Offense); Jalen Rainey (Defense); Justin Rodriguez (Special Teams)

**Week 6:** Dre Spriggs (Offense); Dywan Griffin (Defense); Kyle Eaves (Special Teams)

**Week 7:** Jaren Randle (Offense); Malik Jones (Defense); Dre Spriggs (Special Teams)

**Week 8:** Kennedy Lewis (Offense); Nate Hawkins (Defense); Caden Holt (Special Teams)

**Week 9:** Kaedric Cobbs (Offense); Ke'Chawn Compton (Defense); Je'Vaun Dabon (Special Teams)

# « 2021 SUPERLATIVES »

## INDIVIDUAL

Rushes	42	Sincere McCormick at Memphis (Sept. 25)
Yards Rushing	184	Sincere McCormick at Memphis (Sept. 25)
TD Rushes	3	Sincere McCormick at Memphis (Sept. 25)
		Sincere McCormick at Louisiana Tech (Oct. 23)
Long Rush	33	Brenden Brady at Illinois (Sept. 4)
Pass attempts	39	Frank Harris vs. Middle Tennessee (Sept. 18)
Pass completions	28	Frank Harris at WKU (Oct. 9)
Yards Passing	349	Frank Harris at WKU (Oct. 9)
TD Passes	6	Frank Harris at WKU (Oct. 9)
Long Pass	75	Frank Harris at Louisiana Tech (Oct. 23)
Receptions	10	Zakhari Franklin at Illinois (Sept. 4)
		Zakhari Franklin at UTEP (Nov. 6)
Yards Receiving	155	Zakhari Franklin at Illinois (Sept. 4)
TD Receptions	1	Zakhari Franklin at Illinois (Sept. 4)
		Zakhari Franklin vs Lamar (Sept. 11)
		Zakhari Franklin vs. Middle Tennessee (Sept. 18)
		Joshua Cephus vs. Middle Tennessee (Sept. 18)
		De'Corian Clark vs Lamar (Sept. 11)
		Joshua Cephus vs. UNLV (Oct. 2)
		De'Corian Clark vs. UNLV (Oct. 2)
		Zakhari Franklin at Memphis (Sept. 25)
Long Reception	75	Zakhari Franklin at Louisiana Tech (Oct. 23)
Field Goals	3	Hunter Duplessis at Illinois (Sept. 4)
		Hunter Duplessis vs Lamar (Sept. 11)
Long Field Goal	51	Hunter Duplessis at UTEP (Nov. 6)
Punts	5	Lucas Dean at Illinois (Sept. 4)
		Lucas Dean at Memphis (Sept. 25)
		Lucas Dean vs Rice (Oct. 16)
		Lucas Dean at Louisiana Tech (Oct. 23)
Punting Avg	44.2	Lucas Dean at Illinois (Sept. 4)
		Lucas Dean at Memphis (Sept. 25)
Punting Avg	50.8	Lucas Dean at Memphis (Sept. 25)
Long Punt	63	Lucas Dean at Memphis (Sept. 25)
Punts inside 20	3	Lucas Dean at Memphis (Sept. 25)
		Lucas Dean vs Rice (Oct. 16)
Long Punt Return	76	Sheldon Jones vs Lamar (Sept. 11)
Long Kickoff Return	41	Dadrian Taylor vs. Lamar (Sept. 11)
Tackles	13	Rashad Wisdom at WKU (Oct. 9)
Sacks	2.5	Clarence Hicks at Louisiana Tech (Oct. 23)
Tackles For Loss	3.0	Clarence Hicks at Memphis (Sept. 25)
Interceptions	1	Corey Mayfield Jr. vs. Middle Tennessee (Sept. 18)
		Jahmal Sam vs. UNLV (Oct. 2)
		Tariq Woolen vs. UNLV (Oct. 2)
		Clarence Hicks at WKU (Oct. 9)
		Trevor Harmanson vs Rice (Oct. 16)
		Corey Mayfield Jr. vs Rice (Oct. 16)
		Dadrian Taylor at Louisiana Tech (Oct. 23)
		Jarrett Preston at Louisiana Tech (Oct. 23)

## TEAM

Rushes	62	at Memphis (Sept. 25)
Yards Rushing	276	at UTEP (Nov. 6)
Yards Per Rush	6.9	vs Rice (Oct. 16)
TD Rushes	3	at Illinois (Sept. 4)
		at Memphis (Sept. 25)
		at Louisiana Tech (Oct. 23)
		at UTEP (Nov. 6)
Pass attempts	45	vs. Middle Tennessee (Sept. 18)
Pass completions	29	at WKU (Oct. 9)
Yards Passing	372	at WKU (Oct. 9)
Yards Per Pass	10.2	at Louisiana Tech (Oct. 23)
TD Passes	7	at WKU (Oct. 9)
Total Plays	92	at Memphis (Sept. 25)
Total Offense	564	at WKU (Oct. 9)
Yards Per Play	7.4	at WKU (Oct. 9)
Points	54	vs Lamar (Sept. 11)
Sacks By	6	vs UNLV (Oct. 2)
		at Louisiana Tech (Oct. 23)
First Downs	32	at WKU (Oct. 9)
Penalties	9	at UTEP (Nov. 6)
Penalty Yards	85	at UTEP (Nov. 6)
Turnovers	3	vs. Middle Tennessee (Sept. 18)
Interceptions By	2	vs UNLV (Oct. 2)
		vs Rice (Oct. 16)
		at Louisiana Tech (Oct. 23)
Punts	5	at Illinois (Sept. 4)
		at Memphis (Sept. 25)
		vs Rice (Oct. 16)
		at Louisiana Tech (Oct. 23)
Punting Avg	50.8	at Memphis (Sept. 25)
Long Punt	63	at Memphis (Sept. 25)
Punts inside 20	3	at Memphis (Sept. 25)
Long Punt Return	76	vs Lamar (Sept. 11)

## OPPONENT INDIVIDUAL

Rushes	20	Brandon Thomas, Memphis (Sept. 25)
Yards Rushing	83	Awatt,Ronald, at UTEP (Nov. 6)
TD Rushes	1	Rodrigues Clark, Memphis (Sept. 25)
		Brandon Thomas, Memphis (Sept. 25)
		Adam Cofield, WKU (Oct. 9)
Long Rush	32	Awatt,Ronald, at UTEP (Nov. 6)
Pass attempts	60	Bailey Zappe, WKU (Oct. 9)
Pass completions	38	Bailey Zappe, WKU (Oct. 9)
Yards Passing	523	Bailey Zappe, WKU (Oct. 9)
TD Passes	5	Bailey Zappe, WKU (Oct. 9)
Long Pass	63	Cameron Friel, UNLV (Oct. 2)
Receptions	16	Jerreth Sterns, WKU (Oct. 9)
Yards Receiving	195	Jerreth Sterns, WKU (Oct. 9)
TD Receptions	2	Daniel Barker, Illinois (Sept. 4)
		Jerreth Sterns, WKU (Oct. 9)
		Smith,Tyrin, at UTEP (Nov. 6)
		Steve Jenkins, UNLV (Oct. 2)
Long Reception	63	Steve Jenkins, UNLV (Oct. 2)
Field Goals	3	James McCourt, Illinois (Sept. 4)
Long Field Goal	53	James McCourt, Illinois (Sept. 4)
Punts	10	Kyle Ulbrich, Middle Tennessee (Sept. 18)
		Charlie Mendes, Rice (Oct. 16)
Punting Avg	61.0	John Heggerty, WKU (Oct. 9)
Long Punt	67	John Heggerty, WKU (Oct. 9)
Punts inside 20	5	Kyle Ulbrich, Middle Tennessee (Sept. 18)
Long Punt Return	23	Calvin Austin III, Memphis (Sept. 25)
Long Kickoff Return	40	Beanie Bishop, WKU (Oct. 9)
Tackles	18	Russell JJ Memphis (Sept. 25)
Sacks	1.0	5 times
		Xavier Cullens, Memphis (Sept. 25)
Tackles For Loss	3.5	Xavier Cullens, Memphis (Sept. 25)
Interceptions	2	Quincy Riley, Middle Tennessee (Sept. 18)

## OPPONENT TEAM

Rushes	36	Lamar (Sept. 11)
		Rice (Oct. 16)
Yards Rushing	146	Illinois (Sept. 4)
Yards Per Rush	5.1	WKU (Oct. 9)
TD Rushes	2	Memphis (Sept. 25)
Pass attempts	60	WKU (Oct. 9)
Pass completions	38	WKU (Oct. 9)
Yards Passing	523	WKU (Oct. 9)
Yards Per Pass	13.2	Memphis (Sept. 25)
TD Passes	5	WKU (Oct. 9)
Total Plays	89	WKU (Oct. 9)
Total Offense	670	WKU (Oct. 9)
Yards Per Play	7.5	WKU (Oct. 9)
Points	46	WKU (Oct. 9)
Sacks By	2	Middle Tennessee (Sept. 18)
		Memphis (Sept. 25)
First Downs	35	WKU (Oct. 9)
Penalties	8	Memphis (Sept. 25)
		WKU (Oct. 9)
		Louisiana Tech (Oct. 23)
Penalty Yards	78	Louisiana Tech (Oct. 23)
Turnovers	3	UNLV (Oct. 2)
		Louisiana Tech (Oct. 23)
Interceptions By	2	Middle Tennessee (Sept. 18)
Punts	10	Middle Tennessee (Sept. 18)
		Rice (Oct. 16)
Punting Avg	61.0	WKU (Oct. 9)
Long Punt	67	WKU (Oct. 9)
Punts inside 20	5	Middle Tennessee (Sept. 18)
Long Punt Return	23	Memphis (Sept. 25)

# « 2021 UTSA LONG PLAYS »

## LONG PLAY CHART

Yards	Play Type	Player	Opponent
81	Rush	Sincere McCormick	Rice
76*	PR	Sheldon Jones	Lamar
75 *	Pass	Zakhari Franklin from Frank Harris	LA Tech
75 *	Rush	Sincere McCormick	UTEP
66*	Rush	Sincere McCormick	LA Tech
60	Pass	Cade Stoever from Eddie Lee Marburger	Lamar
51 *	INT	Dadrian Taylor	LA Tech
49*	INT	Corey Mayfield Jr.	Rice
48	Pass	De'Corian Clark from Frank Harris	UTEP
47	Pass	Joshua Cephus from Frank Harris	Memphis
44*	FR	Charles Wiley	Lamar
44	Pass	De'Corian Clark from Frank Harris	WKU
43	Pass	De'Corian Clark from Frank Harris	Illinois
43	KR	Dadrian Taylor	UNLV
43	Pass	De'Corian Clark from Frank Harris	Illinois
43*	Pass	De'Corian Clark from Frank Harris	WKU
41	KR	Dadrian Taylor	Lamar
40	Pass	Joshua Cephus	WKU
40*	INT	Trevor Harmanson	Rice
38	PR	Sheldon Jones	WKU
37	Pass	Joshua Cephus from Frank Harris	Illinois
34	Pass	Tykee Ogle-Kellogg from Frank Harris	LA Tech
33	PR	Sheldon Jones	Middle Tennessee
33*	Rush	Brenden Brady	Illinois
33*	Pass	Zakhari Franklin from Frank Harris	Middle Tennessee
33*	Rush	Brenden Brady	Illinois
32*	Pass	Zakhari Franklin from Josh Adkins	Lamar
32	Pass	Joshua Cephus from Frank Harris	UNLV
32*	Pass	Zakhari Franklin from Josh Adkins	Lamar
32	Pass	Zakhari Franklin from Frank Harris	UTEP
31	Pass	Zakhari Franklin from Frank Harris	Lamar
31*	Pass	De'Corian Clark from Frank Harris	UNLV
30*	Pass	De'Corian Clark from Frank Harris	WKU
30	Pass	Joshua Cephus from Frank Harris	Rice
28	Rush	B.J. Daniels	LA Tech
27	Pass	Joshua Cephus from Frank Harris	Lamar
26	Pass	De'Corian Clark from Frank Harris	UNLV
25	Pass	Zakhari Franklin from Frank Harris	Illinois
25	Pass	Oscar Cardenas from Frank Harris	Rice
25	Rush	Frank Harris	UTEP
24	KR	Dadrian Taylor	Middle Tennessee
24	Pass	Cade Stoever from Josh Adkins	Lamar
24	Pass	Oscar Cardenas from Frank Harris	UNLV
24	KR	Dadrian Taylor	Middle Tennessee
24	Pass	Cade Stoever from Josh Adkins	Lamar
24	Pass	Oscar Cardenas from Frank Harris	UTEP
23	Rush	Frank Harris	Middle Tennessee
23*	Pass	Frank Harris from Joshua Cephus	WKU
23	Pass	Zakhari Franklin from Frank Harris	LA Tech
22	Pass	Zakhari Franklin from Frank Harris	Middle Tennessee
22	Rush	Sincere McCormick	Memphis
22	PR	Sheldon Jones	Middle Tennessee
21	Rush	B.J. Daniels	Rice
21	Rush	Frank Harris	LA Tech
21	Pass	Joshua Cephus from Frank Harris	UTEP
22	Rush	Sincere McCormick	Memphis
20	Pass	Zakhari Franklin from Frank Harris	Illinois
20	Pass	Zakhari Franklin from Frank Harris	Middle Tennessee
20	Pass	Tykee Ogle-Kellogg from Frank Harris	Lamar
20	Pass	Zakhari Franklin from Frank Harris	Illinois
20	Pass	Tykee Ogle-Kellogg from Frank Harris	Lamar
20	Pass	Joshua Cephus from Frank Harris	Middle Tennessee
20	Pass	Zakhari Franklin from Frank Harris	Middle Tennessee
20	Rush	Frank Harris	Rice
20	Rush	Frank Harris	UTEP

\* touchdown scored on play

## LONG PLAYS BY THE NUMBERS

Long Plays By Yards	No.	TD
100+	0	0
90-99	0	0
80-89	1	0
70-79	3	3
60-69	2	1
50-59	1	1
40-49	11	4
30-39	13	5
20-29	23	1

Long Plays By Type	No.	TD
Rushing	11	3
Passing	34	7
Punt returns	4	1
Kick returns	3	0
Interceptions	3	3
Fumble returns	1	1
<b>TOTAL</b>	<b>56</b>	<b>15</b>

## LONG PLAYS BY PLAYER

Player	No.	TD	R	P	KR	PR	IR	FR
Zakhari Franklin	10	3	0	10	0	0	0	0
Joshua Cephus	8	0	0	8	0	0	0	0
De'Corian Clark	7	3	0	7	0	0	0	0
Sheldon Jones	4	1	0	0	0	4	0	0
Dadrian Taylor	4	1	0	0	3	0	1	0
Cade Stoever	2	0	0	2	0	0	0	0
Frank Harris	6	0	5	1	0	0	0	0
Oscar Cardenas	3	0	0	3	0	0	0	0
Sincere McCormick	3	2	3	0	0	0	0	0
Trevor Harmanson	1	0	0	0	0	0	1	0
Corey Mayfield Jr.	1	0	0	0	0	0	1	0
Charles Wiley	1	1	0	0	0	0	0	1
Brenden Brady	1	1	1	0	0	0	0	0
B.J. Daniels	2	0	2	0	0	0	0	0
Tykee Ogle-Kellogg	2	0	0	2	0	0	0	0
<b>TOTAL</b>	<b>56</b>	<b>15</b>	<b>11</b>	<b>34</b>	<b>3</b>	<b>4</b>	<b>3</b>	<b>1</b>

## LONGEST PLAYS

### Rushing

81 Sincere McCormick vs. Rice (10/16/21)

### Rushing Touchdown

75 Sincere McCormick at UTEP (11/6/21)

### Passing

75 Zakhari Franklin at LA Tech (10/23/21)

### Passing Touchdown

75 Zakhari Franklin at LA Tech (10/23/21)

### Punt Return

76 Sheldon Jones vs. Lamar (9/11/21)

### Kick Return

43 Dadrian Taylor vs. UNLV (10/2/21)

### Interception Return

51 Dadrian Taylor at LA Tech (10/23/21)

### Fumble Return

44 Charles Wiley vs. Lamar (9/11/21)

### Punt

63 Lucas Dean vs. Memphis (9/25/21)

### Field Goal

46 Hunter Duplessis, twice vs. Lamar (9/11/21)

# « 2021 UTSA GAME RECAPS »



## SATURDAY, SEPT. 4 UTSA 37, ILLINOIS 30 CHAMPAIGN, ILL. (MEMORIAL STADIUM)

**CHAMPAIGN, ILL.** — Frank Harris passed for 280 yards and Zakhari Franklin had a career-best 155 receiving yards to help lead UTSA to a 37-30 victory over Illinois on Saturday night at Memorial Stadium.

The Roadrunners led throughout in logging the program's second victory against a team from a Power Five conference, improving to 9-2 all-time in season openers in the process. UTSA's other triumph over a P5 program was a 17-10 decision over Baylor in the 2017 lid-lifter.

Harris and Franklin led an offense that piled up 497 yards in the Roadrunners' first meeting with a Big Ten Conference school, as Sincere McCormick registered his fourth straight 100-yard game on the ground with 117 yards on 31 carries. Brenden Brady added 67 yards and a pair of scores on 11 totes. Harris completed 20 of 32 passes and tossed one touchdown pass to Franklin, who had a game-high 10 receptions. Joshua Cephus pitched in with six catches for 73 yards.

Defensively, Trevor Harmanson and Tariq Woolen posted nine tackles apiece, while Jamal Ligon and Dadrion Taylor each made six stops.

Attendance: 33,906	1	2	3	4	Final
UTSA (1-0)	7	13	3	14	37
Illinois (1-1)	0	14	3	13	30

### SCORING SUMMARY

1st	1:32	UTSA	Frank Harris 9 yd run (Hunter Duplessis kick)	7-0
			13 plays, 94 yards, TOP: 4:40	
2nd	11:31	UTSA	Brenden Brady 7 yd run (Hunter Duplessis kick)	14-0
			9 plays, 61 yards, TOP: 3:43	
	9:21	ILL	Deuce Spann 31 yd pass from (James McCort kick)	14-7
			5 plays, 65 yards, TOP: 2:10	
	6:24	UTSA	Hunter Duplessis 32 yd field goal	17-7
			9 plays, 60 yards, TOP: 2:57	
	2:46	ILL	Daniel Barker 14 yd pass from (James McCort kick)	17-14
			8 plays, 75 yards, TOP: 3:38	
	0:47	UTSA	Hunter Duplessis 28 yd field goal	20-14
			5 plays, 15 yards, TOP: 1:01	
3rd	9:22	ILL	James McCort 52 yd field goal	20-17
			4 plays, -2 yards, TOP: 1:26	
	3:19	UTSA	Hunter Duplessis 27 yd field goal	23-17
			10 plays, 75 yards, TOP: 3:39	
4th	14:15	ILL	McCort, James 53 yd field goal	23-20
			8 plays, 30 yards, TOP: 4:04	
	12:37	UTSA	Zakhari Franklin 19 yd pass from (Hunter Duplessis kick)	30-20
			5 plays, 75 yards, TOP: 1:38	
	9:56	ILL	Daniel Barker 15 yd pass from (James McCort kick)	30-27
			6 plays, 75 yards, TOP: 2:41	
	4:57	UTSA	Brenden Brady 33 yd run (Hunter Duplessis kick)	37-27
			10 plays, 75 yards, TOP: 4:59	
	1:55	ILL	James McCort 32 yd field goal	37-30
			14 plays, 60 yards, TOP: 2:56	

	UTSA	Illinois
FIRST DOWNS.....	26	24
RUSHES-YARDS (NET).....	50-217	35-146
PASSING YDS (NET).....	280	266
PASSES ATT-COMP-INT.....	32-20-0	43-22-0
TOTAL OFFENSE PLAYS-YARDS.....	82-497	78-412
FUMBLE RETURNS-YARDS.....	0-0	0-0
PUNT RETURNS-YARDS.....	0-16	0-12
KICKOFF RETURNS-YARDS.....	0-0	1-18
INTERCEPTION RETURNS-YARDS.....	0-0	0-0
PUNTS (NUMBER-AVG).....	5-44.2	5-49.0
FUMBLES-LOST.....	1-1	3-1
PENALTIES-YARDS.....	3-43	7-61
POSSESSION TIME.....	30:42	29:18
THIRD-DOWN CONVERSIONS.....	9 OF 17	8 OF 18
FOURTH-DOWN CONVERSIONS.....	0 OF 0	1 OF 2
RED-ZONE SCORES-CHANCES.....	6-6	3-4
SACKS BY: NUMBER-YARDS.....	0-0	1-0

**RUSHING: UTSA**-Sincere McCormick 31-117; Brenden Brady 11-67; Frank Harris 8-33. **Illinois**-Reggie Love III 11-39; Artur Sitkowski 6-33; Mike Epstein 9-32; Jakari Norwood 4-26; Josh McCray 5-16.

**PASSING: UTSA**-Frank Harris 20-32-0-280. **Illinois**-Artur Sitkowski 22-42-0-266; **TEAM** 0-1-0-0.

**RECEIVING: UTSA**-Zakhari Franklin 10-155; Joshua Cephus 6-73; Bradley, Tre' Von 2-10; De'Corian Clark 1-43; Sincere McCormick 1-minus 1. **Illinois**-Isaiah Williams 8-101; Daniel Barker 5-74; Donny Navarro 3-24; Case Washington 2-20; Deuce Spann 1-31; Reggie Love III 1-7; Luke Ford 1-5; Mike Epstein 1-4.



## SATURDAY, SEPT. 11 UTSA 54, LAMAR 0 SAN ANTONIO (ALAMODOME)

**SAN ANTONIO** — Sheldon Jones returned a punt for a touchdown, Charles Wiley had a score on a fumble return and UTSA posted the first shutout and largest margin of victory in program history in a 54-0 rout of Lamar on Saturday night at the Alamodome.

The Roadrunners racked up 427 yards of offense and held the Cardinals (1-1) to 122 yards — the fewest yards allowed in school history — in racing out to their second straight 2-0 start to a season. UTSA's 54-point margin of victory bettered the previous standard of 53 set in the 56-3 triumph over Northwestern Oklahoma State in 2012.

Jones registered the second punt return TD in school annals when he fielded the ball off one bounce and dashed 76 yards to paydirt to put UTSA on top just three minutes into the game. The New Orleans native now joins Kenny Harrison, who had a 79-yard punt return in the 2012 win over Texas State, as the only two Roadrunners to return a punt for a score.

Meanwhile, Wiley scooped up a loose ball in the second quarter and rambled 44 yards to the end zone to help push the home team's lead to 27-0. The Stockbridge, Ga., native now owns the third longest fumble return in school history and the second longest that resulted in a score.

Attendance: 16,229	1	2	3	4	Final
Lamar (1-1)	0	0	0	0	0
UTSA (2-0)	13	21	10	10	54

### SCORING SUMMARY

1st	12:04	UTSA	Sheldon Jones 76 yd punt return (Hunter Duplessis kick)	0-7
			8:18 UTSA Hunter Duplessis 46 yd field goal	
			5 plays, 29 yards, TOP: 1:12	0-10
	3:11	UTSA	Hunter Duplessis 46 yd field goal	0-13
			7 plays, 22 yards, TOP: 1:54	
2nd	14:04	UTSA	Sincere McCormick 18 yd run (Hunter Duplessis kick)	0-20
			6 plays, 74 yards, TOP: 2:09	
	9:14	UTSA	Charles Wiley 44 yd fumble return (Hunter Duplessis kick)	0-27
	0:55	UTSA	Sincere McCormick 6 yd run (Hunter Duplessis kick)	0-34
			11-65 5:08	
3rd	13:42	UTSA	Zakhari Franklin 32 yd pass from Josh Adkins (Hunter Duplessis kick)	0-41
			1 play, 32 yards, TOP: 0:00	
	7:29	UTSA	Hunter Duplessis 41 yd field goal	0-44
			8 plays, 36 yards, TOP: 4:32	
4th	14:06	UTSA	De'Corian Clark 16 yd pass from Josh Adkins (Hunter Duplessis kick)	0-51
			10 plays, 59 yards, TOP: 5:32	
	4:58	UTSA	Everett Orstein 23 yd field goal	0-54
			9 plays, 79 yards, TOP: 4:45	

	Lamar	UTSA
FIRST DOWNS.....	10	20
RUSHES-YARDS (NET).....	36-89	29-106
PASSING YDS (NET).....	33	321
PASSES ATT-COMP-INT.....	16-8-0	32-26-0
TOTAL OFFENSE PLAYS-YARDS.....	52-122	61-427
FUMBLE RETURNS-YARDS.....	0-0	1-44
PUNT RETURNS-YARDS.....	0-0	2-80
KICKOFF RETURNS-YARDS.....	5-98	1-41
INTERCEPTION RETURNS-YARDS.....	0-0	0-0
PUNTS (NUMBER-AVG).....	8-37.4	0-0.0
FUMBLES-LOST.....	3-2	1-0
PENALTIES-YARDS.....	6-45	2-15
POSSESSION TIME.....	30:27	29:33
THIRD-DOWN CONVERSIONS.....	3 OF 13	10 OF 15
FOURTH-DOWN CONVERSIONS.....	0 OF 1	1 OF 1
RED-ZONE SCORES-CHANCES.....	0-0	5-5
SACKS BY: NUMBER-YARDS.....	1-4	0-0

**RUSHING: Lamar University**-James Jones 13-50; Jalen Dummett 8-17; Chaz Ward 6-15; Dawud Shorts 2-5; Hunter Batten 1-5; Kirkland Banks 1-5; Jaylon Jackson 2-3; Michael Chandler 1-minus 1; **TEAM** 2-minus 10. **UTSA**-Sincere McCormick 7-46; Kaedric Cobbs 3-19; B.J. Daniels 5-16; Jaylon Lott 4-12; Brenden Brady 3-12; Joshua Cephus 1-6; Justin Rodriguez 2-4; Frank Harris 1-3; Josh Adkins 1-minus 4; **TEAM** 2-minus 8.

**PASSING: Lamar University**-Jalen Dummett 6-11-0-33; Michael Chandler 0-2-0-0. **UTSA**-Frank Harris 13-15-0-118; Josh Adkins 11-13-0-134; Eddie Lee Marburger 2-4-0-69.

**RECEIVING: Lamar University**-Jeremy Davis 2-19; Marcell Johnson 2-minus 3; Dawud Shorts 1-14; Jaylon Jackson 1-3. **UTSA**-Joshua Cephus 6-51; Zakhari Franklin 4-77; De'Corian Clark 4-38; Cade Stoeber 2-84; Tykee Ogle-Kellogg 2-24; Oscar Cardenas 1-19; Leroy Watson 1-13; Justin Rodriguez 1-9; Sheldon Jones 1-7; Brenden Brady 1-5; Julon Williams 1-0; Kaedric Cobbs 1-minus 2; B.J. Daniels 1-minus 4.

# « 2021 UTSA GAME RECAPS »



## SATURDAY, SEPT. 18 UTSA 27, MIDDLE TENNESSEE 13 SAN ANTONIO (ALAMODOME)

**SAN ANTONIO** — UTSA held Middle Tennessee to fewer than 200 yards of offense and off the scoreboard until the final three and a half minutes in a 27-13 victory in the Conference USA opener for both teams on Saturday at the Alamodome.

The Roadrunners limited the Blue Raiders (1-2) to only eight rushing yards in registering their second straight and fourth overall 3-0 start to a season. UTSA posted nine tackles for loss, including five sacks, and now has allowed just 321 total yards in the last two games combined followed last week's 54-0 shutout of Lamar.

Rashad Wisdom paced the defense with six tackles, while Charles Wiley tallied five stops, including 1.5 sacks, and a pair of quarterback hurries. Trumane Bell II led all players with two sacks and 2.5 tackles for loss in a four-tackle performance, and Lorenzo Dantzler had three QB pressures and his second career fumble return for a touchdown.

Offensively, Frank Harris completed 24 of 39 passes for 264 yards and two TDs. Zakhari Franklin hauled in eight passes for 114 yards — his second 100-yard receiving game of the year and seventh of his career — and a touchdown, while Joshua Cephus also caught eight balls for 84 yards and a score. Sincere McCormick topped the 100-yard mark on the ground for the second time this season and 12th of his career with 105 yards on 23 rushes, as he became the program's all-time leader in rushing attempts with 487.

Attendance: 16,202	1	2	3	4	Final
Middle Tennessee (1-2, 0-1)	0	0	0	13	13
UTSA (3-0, 1-0)	7	3	7	10	27

### SCORING SUMMARY

1st	3:01	UTSA	Zakhari Franklin 33 yd pass from Frank Harris (Hunter Duplessis kick)	7-0
			7 plays, 86 yards, TOP: 2:48	
2nd	2:22	UTSA	Hunter Duplessis 30 yd field goal	10-0
			16 plays, 72 yards, TOP: 6:30	
3rd	10:08	UTSA	Joshua Cephus 12 yd pass from Frank Harris (Hunter Duplessis kick)	24-0
			15 plays, 76 yards, TOP: 4:45	
4th	12:56	UTSA	Lorenzo Dantzler 3 yd fumble return (Hunter Duplessis kick)	27-0
	8:01	UTSA	Hunter Duplessis 38 yd field goal	27-6
			7 plays, 21 yards, TOP: 3:21	
	3:28	MT	Jimmy Marshall 23 yd pass from Chase Cunningham (2 pt failed)	27-13
			4 plays, 54 yards, TOP: 1:50	
	00:57	MT	Jarrin Pierce 16 yd pass from Chase Cunningham (Zeke Rankin kick)	
			4 plays, 69 yards, TOP: 1:23	

	MT	UTSA
FIRST DOWNS.....	11	23
RUSHES-YARDS (NET).....	25-8	44-175
PASSING YDS (NET).....	191	277
PASSES ATT-COMP-INT.....	30-14-1	45-26-2
TOTAL OFFENSE PLAYS-YARDS.....	199	452
FUMBLE RETURNS-YARDS.....	0-0	1-3
PUNT RETURNS-YARDS.....	1-5	5-68
KICKOFF RETURNS-YARDS.....	0-0	1-24
INTERCEPTION RETURNS-YARDS.....	2-56	1-0
PUNTS (NUMBER-AVG).....	10-44.1	4-16.6
FUMBLES-LOST.....	1-1	1-1
PENALTIES-YARDS.....	5-47	7-60
POSSESSION TIME.....	23:03	36:59
THIRD-DOWN CONVERSIONS.....	2 OF 14	10 OF 20
FOURTH-DOWN CONVERSIONS.....	0 OF 1	1 OF 1
RED-ZONE SCORES-CHANCES.....	1 OF 2	2 OF 4
SACKS BY: NUMBER-YARDS.....	2-5	5-46

**RUSHING:** MT-Amir Rasul 8-23; Martell Pettaway 6-23; Frank Peasant 2-1; Mike Diliello 1-0; Micalcus Elder 1-minus 2; Chase Cunningham 4-minus 12; Bailey Hockman 3-minus 25. **UTSA**-Sincere McCormick 23-105; Frank Harris 10-56; Brenden Brady 8-18; B.J. Daniels 2-minus 2. Team-1-minus 2.

**PASSING:** MT-Chase Cunningham 9-18-0-150; Bailey Hockman 5-12-1-41. **UTSA**-Frank Harris 24-39-2-264; Josh Adkins 2-5-0-13; Brenden Brady 0-1-0-0.

**RECEIVING:** MT-Isaiah Gathings 3-65; Jimmy Marshall 2-51; Yusel Ali 2-25; JaMichael Thompson 2-20; Jarrin Pierce 2-15; DJ England-Chisolm 2-10; Martell Pettawa 1-5. **UTSA**-Zakhari Franklin 8-114; Joshua Cephus 8-84; De'Corian Clark 5-46; Oscar Cardenas 2-15; Sincere McCormick 2-6; Tre'Von Bradley 1-6.

## SATURDAY, SEPT. 25 UTSA 31, MEMPHIS 28 MEMPHIS (LIBERTY BOWL)

**MEMPHIS** — Sincere McCormick piled up 217 all-purpose yards, Clarence Hicks posted a pair of sacks and Hunter Duplessis kicked a 42-yard field goal as time expired to help UTSA rally from a 21-point deficit for a 31-28 victory over Memphis on Saturday, snapping the Tigers' 17-game winning streak at Liberty Bowl Memorial Stadium.

The Roadrunners, who improved to 4-0 for the first time since 2012, found themselves down 21-0 a little more than nine minutes into their first meeting with the Tigers (3-1). UTSA stormed back to tie the score at 28-all with 10 and a half minutes left to play before completing the rally with Duplessis' game winner, sending Memphis to its first home non-conference loss in 23 games.

McCormick broke his own school record by rushing 41 times for 184 yards and three touchdowns, and the Converse Judson High School product added 33 receiving yards on three catches to lead the offense. It marked his third 100-yard rushing performance of the season and program-best 13th of his career.

Frank Harris completed 18 of 28 passes for 186 yards and a score. Zakhari Franklin had a team-high seven receptions for 51 yards and a TD and Joshua Cephus caught six passes for 82 yards.

UTSA finished the first quarter with zero total yards, but outgained the Tigers 399-230 over the final 45 minutes in the school-record comeback. The Roadrunners also finished the game with a 35:42-24:18 advantage in time of possession.

Meanwhile, Hicks tallied a team-high six tackles, including three tackles for loss and his pair of sacks. The super senior's strip sack of Memphis quarterback Seth Henigan with a little more than 10 minutes left resulted in a Lorenzo Dantzler fumble recovery and 12-yard return to the Tigers 7-yard line. Four plays later on fourth-down-and-goal from the 1, McCormick found the end zone for the third time to help the Roadrunners knot the score.

UTSA's defense forced a punt and with 2:46 remaining the Roadrunners began their game-winning drive. McCormick carried seven times on the possession, including a 22-yard dash to the Memphis 24 for a first down. From there, UTSA used McCormick to run the clock down to two seconds for Duplessis' game winner from 42 yards.

Attendance: 29,264	1	2	3	4	Final
UTSA (4-0)	0	7	7	17	31
Memphis (3-1)	21	0	7	0	28

### SCORING SUMMARY

1st	12:20	LAT	Smoke Harris 47 yd pass from Austin Kendall (Jacob Barnes kick)	0-7
			6 plays, 82 yards, TOP: 2:35	
	11:44	UTSA	Zakhari Franklin 75 yd pass from Frank Harris (Hunter Duplessis kick)	7-7
			2 plays, 75 yards, TOP: 0:36	
	03:37	LAT	Jacob Barnes 35 yd field goal	7-10
			7 plays, 68 yards, TOP: 2:12	
2nd	14:22	UTSA	Sincere McCormick 2 yd run (Hunter Duplessis kick)	14-10
			7 plays, 68 yards, TOP: 2:12	
	03:12	UTSA	Zakhari Franklin 10 yd pass from Frank Harris (Hunter Duplessis kick),	21-10
			10 plays, 72 yards, TOP: 4:28	
3rd	12:36	UTSA	Dadrian Taylor 51 yd interception return (Hunter Duplessis kick)	28-10
4th	13:46	UTSA	Sincere McCormick 47 yd run (Hunter Duplessis kick),	35-10
			4 plays, 87 yards, TOP: 1:36	
	12:38	UTSA	Sincere McCormick 1 yd run (Hunter Duplessis kick)	42-10
			2 plays, 22 yards, TOP: 1:01	
	09:31	LAT	Samuel Emilius 21 yd pass from Austin Kendall (Griffin Hebert pass failed)	42-16
			7 plays, 75 yards, TOP: 3:07	
	01:06	UTSA	Hunter Duplessis 38 yd field goal	45-16
			7 plays, 36 yards, TOP: 4:12	

	UTSA	LA Tech
FIRST DOWNS.....	21	22
RUSHES-YARDS (NET).....	41-213	33-62
PASSING YDS (NET).....	193	339
PASSES ATT-COMP-INT.....	19-12-0	38-26-2
TOTAL OFFENSE PLAYS-YARDS.....	60-406	71-401
FUMBLE RETURNS-YARDS.....	0-0	0-0
PUNT RETURNS-YARDS.....	1-13	3-23
KICKOFF RETURNS-YARDS.....	2-24	5-106
INTERCEPTION RETURNS-YARDS.....	2-51	0-0
PUNTS (NUMBER-AVG).....	5-43.0	5-47.6
FUMBLES-LOST.....	0-0	2-1
PENALTIES-YARDS.....	5-67	8-78
POSSESSION TIME.....	27:18	32:42
THIRD-DOWN CONVERSIONS.....	3 OF 10	6 OF 15
FOURTH-DOWN CONVERSIONS.....	0 OF 0	0 OF 1
RED-ZONE SCORES-CHANCES.....	4-4	1-2
SACKS BY: NUMBER-YARDS.....	6-44	0-0

**RUSHING:** UTSA-Sincere McCormick 23-113; Frank Harris 8-59; B.J. Daniels 8-39; Josh Adkins 1-3; TEAM 1-minus 1. **Louisiana Tech**-Marcus Williams Jr. 13-66; Keyon Brooks 3-22; Aaron Allen 2-2; Greg Garner 5-1; Austin Kendall 10-minus 29.

**PASSING:** UTSA-Frank Harris 12-19-0-193. **Louisiana Tech**-Austin Kendall 23-34-1-279; Aaron Allen 3-4-1-60.

**RECEIVING:** UTSA-Zakhari Franklin 5-118; De'Corian Clark 2-12; Joshua Cephus 2-11; Tykee Ogle-Kellogg 1-34; Gavin Sharp 1-10; Leroy Watson 1-8. **Louisiana Tech**-Smoke Harris 7-108; Bub Means 4-73; Isaiah Graham 4-26; Marcus Williams Jr. 3-36; Griffin Hebert 2-24; Keyon Brooks 2-19; Samuel Emilius 1-21; Tre Harris 1-14; Kyle Maxwell 1-14; Praise Okorie 1-4.

**INTERCEPTIONS:** UTSA-Dadrian Taylor 1-51; Jarrett Preston 1-0. **Louisiana Tech**-None.

**FUMBLES:** UTSA-None. **Louisiana Tech**-TEAM 1-0; Means, Bub 1-1.

# « 2021 UTSA GAME RECAPS »



## SATURDAY, OCT. 2 UTSA 24, UNLV 17 SAN ANTONIO (ALAMODOME)

**SAN ANTONIO** — Frank Harris passed for 278 yards and two touchdowns and Dadrion Taylor registered a pair of sacks, as UTSA held off UNLV 24-17 to equal the best start in program history on Saturday at the Alamodome.

The Roadrunners built a 24-10 second-half lead but had to hold off the Rebels (0-5) in the final minute, using a sack from DeQuarius Henry and Clarence Hicks on fourth down to seal the win and match the 2012 team's 5-0 start as the best in school history. UTSA's eighth win in the last nine games also improved second-year head coach Jeff Traylor to 12-5.

Harris completed 24 of 30 passes in logging his third 200-yard passing game of the year. Joshua Cephus was his favorite target, catching eight passes for 84 yards and a TD, while De'Corian Clark recorded his first 100-yard receiving game with 109 yards and a score on seven receptions. Sincere McCormick added 89 rushing yards and a touchdown on 29 carries.

Meanwhile, Taylor's two sacks led a six-sack night for the UTSA defense, which posted nine total tackles behind the line of scrimmage. The Shiner native had seven total stops, five solo.

Rashad Wisdom led all Roadrunners with eight tackles, while Antonio Parks and Jamal Ligon turned in six tackles apiece to help the defense hold UNLV to 35 rushing yards, the fourth straight game holding an opponent to fewer than 100 yards on the ground.

Attendance: 20,154	1	2	3	4	Final
UNLV (0-5)	7	3	0	7	17
UTSA (5-0)	7	10	7	0	24

### SCORING SUMMARY

1st	04:48	UTSA	Joshua Cephus 9 yd pass from Frank Harris (Hunter Duplessis kick)	0-7
	04:31	UNLV	Steve Jenkins 63 yd pass from Cameron Friel (Dani Gutierrez kick) 1 play, 63 yards, TOP: 0:17	7-7
2nd	09:00	UNLV	Dani Gutierrez 34 yd field goal 14 plays, 76 yards, TOP: 8:06	10-7
	06:32	UTSA	Hunter Duplessis 25 yd field goal 7 plays, 68 yards, TOP: 2:28	10-10
	00:21	UTSA	Sincere McCormick 1 yd run (Hunter Duplessis kick) 12 plays, 49 yards, TOP: 4:01	10-17
3rd	02:55	UTSA	De'Corian Clark 31 yd pass from Frank Harris (Hunter Duplessis kick) 4 plays, 53 yards, TOP: 1:23	10-24
4th	06:46	UNLV	Zyell Griffin 9 yd pass from Justin Rogers (Dani Gutierrez kick) 15 plays, 80 yards, TOP: 6:43	17-24

	UNLV	UTSA
FIRST DOWNS.....	20	23
RUSHES-YARDS (NET).....	29-35	41-104
PASSING YDS (NET).....	316	278
PASSES ATT-COMP-INT.....	38-26-2	30-24-0
TOTAL OFFENSE PLAYS-YARDS.....	67-351	71-382
FUMBLE RETURNS-YARDS.....	0-0	0-0
PUNT RETURNS-YARDS.....	1-6	1-2
KICKOFF RETURNS-YARDS.....	1-22	2-62
INTERCEPTION RETURNS-YARDS.....	0-0	2-6
PUNTS (NUMBER-AVG).....	2-44.5	3-40.3
FUMBLES-LOST.....	1-1	1-0
PENALTIES-YARDS.....	7-36	3-25
POSSESSION TIME.....	30:41	29:19
THIRD-DOWN CONVERSIONS.....	5 OF 13	6 OF 15
FOURTH-DOWN CONVERSIONS.....	1 OF 3	1 OF 2
RED-ZONE SCORES-CHANCES.....	2-3	3-4
SACKS BY: NUMBER-YARDS.....	0-0	6-33

**RUSHING:** UNLV-Charlie Williams 15-48; had Magyar 4-12; Courtney Reese 1-2; Williams, Kyle 1-1; Cameron Friel 8-minus 28. **UTSA**-Sincere McCormick 29-89; Frank Harris 7-22; Brenden Brady 3-7; TEAM 2-minus 14.

**PASSING:** UNLV-Cameron Friel 25-37-2-307; Justin Rogers 1-1-0-9. **UTSA**-Frank Harris 24-30-0-278.

**RECEIVING:** UNLV-Giovanni Fauolo 6-40; Steve Jenkins 5-114; Kilinahe Mendiola-Jensen 5-62; Kyle Williams 5-42; Zyell Griffin 3-46; Charlie Williams 1-4; Courtney Reese 0-6. **UTSA**-Joshua Cephus 8-84; De'Corian Clark 7-109; Tykee Ogle-Kellogg 3-19; Oscar Cardenas 2-25; Sincere McCormick 1-19; Brenden Brady 1-13; Tre'Von Bradley 1-6; Frank Harris 1-3.

**INTERCEPTIONS:** UNLV-None. **UTSA**-Jahmal Sam 1-6; Tariq Woolen 1-0.

**FUMBLES:** UNLV-Cameron Friel 1-1. **UTSA**-TEAM 1-0.

## SATURDAY, OCT. 9 UTSA 52, WKU 46 BOWLING GREEN, KY. (SMITH STADIUM)

**BOWLING GREEN, Ky.** — Frank Harris threw for a school-record six touchdowns and Clarence Hicks intercepted a pass at the 3-yard line in the final minute, as UTSA held on for a 52-46 win over WKU in Conference USA action on Saturday night at Houchens-Smith Stadium.

Harris completed 28 of 38 passes for 347 yards on the night and also caught one TD pass, giving him seven total scores on the night, to help lead the Roadrunners to the first 6-0 start in school history and to a 2-0 league record. The Schertz Clemens High School product also rushed for 51 yards, giving him a school-record 400 yards of total offense. He found De'Corian Clark seven times for a career-best 160 yards and program-record three touchdown receptions.

UTSA built a 52-43 lead late in the contest but the Hilltoppers (1-4) cut the deficit to six after Brayden Narveson drilled a 27-yard field goal with 4:22 left to play.

WKU then got the ball back with 3:21 left and drove deep inside UTSA territory in the final minute. On third down and goal from the 15, Hicks dropped back into coverage and dove in front of Bailey Zappe's 60th pass attempt of the night, securing the game-sealing interception and make the Roadrunners bowl eligible for the second straight season.

Sincere McCormick logged his fourth 100-yard rushing game of the season and school-record 14th of his career with 120 yards on 23 carries, while Joshua Cephus had eight catches for 83 yards and a TD and Zakhari Franklin hauled in eight passes for 50 yards to help UTSA pile up 564 yards of offense.

Attendance: 15,243	1	2	3	4	Final
UTSA (6-0, 2-0)	14	14	14	10	52
WKU (1-4, 0-1)	10	14	13	9	46

### SCORING SUMMARY

1st	14:13	UTSA	De'Corian Clark 30 yd pass from Frank Harris (Hunter Duplessis kick) 3 plays, 75 yards, TOP: 0:47	7-0
	10:11	WKU	Brayden Narveson 34 yd field goal 8 plays, 54 yards, TOP: 3:56	7-3
	05:03	UTSA	Tykee Ogle-Kellogg 15 yd pass from Frank Harris (Hunter Duplessis kick) 14 plays, 75 yards, TOP: 5:08	14-3
	00:49	WKU	Jerreth Sterns 3 yd pass from Bailey Zappe (Brayden Narveson kick) 12 plays, 58 yards, TOP: 4:04	14-10
2nd	11:22	WKU	Adam Cofield 10 yd run (Brayden Narveson kick) 8 plays, 74 yards, TOP: 3:26	14-17
	08:25	UTSA	Frank Harris 23 yd pass from Joshua Cephus (Hunter Duplessis kick) 8 plays, 75 yards, TOP: 2:57	21-17
	04:47	WKU	Dalvin Smith 33 yd pass from Bailey Zappe (Brayden Narveson kick) 9 plays, 82 yards, TOP: 3:32	21-24
	00:40	UTSA	Oscar Cardenas 11 yd pass from Frank Harris (Hunter Duplessis kick) 3 plays, 32 yards, TOP: 0:32	28-24
3rd	12:46	WKU	Malachi Corley 24 yd pass from Bailey Zappe (Brayden Narveson kick) 3 plays, 24 yards, TOP: 0:52	28-31
	10:38	UTSA	De'Corian Clark 18 yd pass from Frank Harris (Hunter Duplessis kick) 6 plays, 75 yards, TOP: 2:08	35-31
	06:06	UTSA	Joshua Cephus 3 yd pass from Frank Harris (Hunter Duplessis kick) 7 plays, 57 yards, TOP: 3:55	42-31
	00:50	WKU	Mitchell Tinsley 40 yd pass from Bailey Zappe (Bailey Zappe rush failed) 3 plays, 95 yards, TOP: 0:33	42-37
4th	10:01	UTSA	Hunter Duplessis 35 yd field goal 10 play, 57 yards, TOP: 5:49	45-37
	08:04	WKU	Jerreth Sterns 20 yd pass from Bailey Zappe (Bailey Zappe pass failed) 7 plays, 75 yards, TOP: 1:57	45-43
	06:39	UTSA	De'Corian Clark 43 yd pass from Frank Harris (Hunter Duplessis kick) 4 plays, 75 yards, TOP: 1:25	52-43
	04:22	WKU	Brayden Narveson 27 yd field goal, 10 plays, 66 yards, TOP: 2:17	52-46

	UTSA	WKU
FIRST DOWNS.....	32	35
RUSHES-YARDS (NET).....	37-192	29-147
PASSING YDS (NET).....	372	523
PASSES ATT-COMP-INT.....	39-29-1	60-38-1
TOTAL OFFENSE PLAYS-YARDS.....	76-564	89-670
FUMBLE RETURNS-YARDS.....	0-0	0-0
PUNT RETURNS-YARDS.....	2-37	1-1
KICKOFF RETURNS-YARDS.....	0-0	6-144
INTERCEPTION RETURNS-YARDS.....	1-0	1-5
PUNTS (NUMBER-AVG).....	3-39.3	2-61.0
FUMBLES-LOST.....	2-1	1-1
PENALTIES-YARDS.....	3-25	8-77
POSSESSION TIME.....	29:56	30:04
THIRD-DOWN CONVERSIONS.....	4 OF 11	9 OF 16
FOURTH-DOWN CONVERSIONS.....	3 OF 3	0 OF 1
RED-ZONE SCORES-CHANCES.....	5-5	5-6
SACKS BY: NUMBER-YARDS.....	1-7	0-0

**RUSHING:** **UTSA**-Sincere McCormick 23-120; Frank Harris 9-51; B.J. Daniels 2-18; Joshua Cephus 1-5; TEAM 2-minus 2. **WKU**-Adam Cofield 9-65; Noah Whittington 8-49; Kyle Robichaux 6-31; Bailey Zappe 6-2.

**PASSING:** **UTSA**-Frank Harris 28-38-1-349; Joshua Cephus 1-1-0-23. **WKU**-Bailey Zappe 38-60-1-523.

**RECEIVING:** **UTSA**-Joshua Cephus 8-83; Zakhari Franklin 8-50; De'Corian Clark 7-160; Sincere McCormick 2-22; Oscar Cardenas 2-19; Frank Harris 1-23; Tykee Ogle-Kellogg 1-15. **WKU**-Jerreth Sterns 16-195; Mitchell Tinsley 5-102; Daewood Davis 5-75; Dalvin Smith 2-43; Malachi Corley 2-33; Josh Sterns 2-28; Joey Beljan 2-17; Adam Cofield 1-12; Ben Ratzlaff 1-9; C.J. Jones 1-5; Noah Whittington 1-4.

**INTERCEPTIONS:** **UTSA**-Clarence Hicks 1-0. **WKU**-A.J. Brathwaite 1-5.

**FUMBLES:** **UTSA**-Sheldon Jones 1-1; Frank Harris 1-0. **WKU**-A.J. Brathwaite 1-1.

# « 2021 UTSA GAME RECAPS »

## SATURDAY, OCT. 16 UTSA 45, RICE 0 SAN ANTONIO (ALAMODOME)



**SAN ANTONIO** — Trevor Harmanson and Corey Mayfield Jr. each had an interception return for a touchdown and Joshua Cephus caught a pair of TD passes to lead UTSA to a 45-0 shutout of Rice in Conference USA action on Saturday night in front of 27,515 fans at the Alamodome.

The Roadrunners held the Owls to 102 yards of offense — a school record for fewest yards allowed — to improve to 7-0 overall and 3-0 in league play for the first time in school history with their second shutout of the season and largest margin of victory in a conference game. UTSA now is riding the longest winning streak in program annals and has won 10 of its last 11 contests dating back to last season.

The two interception returns for scores marked the third time UTSA has posted two defensive touchdowns in a game and the first since the 25-6 win at UTEP in 2015. It was Mayfield's second INT of the season and fourth of his career, while Harmanson picked off a pass for the second time as a Roadrunner to go along with a sack for a 9-yard loss.

Offensively, UTSA piled up 403 yards of offense, including a season-high 261 on the ground. Sincere McCormick led the way by posting his fifth 100-yard game of the season and school-record 15th of his career with 117 yards on 13 carries (9.0 ypc), while B.J. Daniels added 54 yards on seven rushes.

Frank Harris completed 12 of 19 passes for 125 yards and two touchdowns and also ran for 47 yards on five totes. His favorite target was Cephus, who had four catches for 63 yards and the two scores.

Attendance: 27,515	1	2	3	4	Final
Rice (2-4, 1-1)	0	0	0	0	0
UTSA (7-0, 3-0)	17	14	14	0	45

### SCORING SUMMARY

1st	10:58	UTSA	Frank Harris 7 yd run (Hunter Duplessis kick)	0-7
	04:28	UTSA	Hunter Duplessis 30 yd field goal	0-10
	00:40	UTSA	B.J. Daniels 11 yd run (Hunter Duplessis kick)	0-17
2nd	13:21	UTSA	Trevor Harmanson 40 yd interception return (Hunter Duplessis kick)	0-24
	00:26	UTSA	Joshua Cephus 2 yd pass from Frank Harris (Hunter Duplessis kick)	0-31
	13:06	UTSA	Corey Mayfield Jr. 49 yd interception return (Hunter Duplessis kick)	0-38
	04:08	UTSA	Joshua Cephus 12 yd pass from Frank Harris (Hunter Duplessis kick)	0-45

	Rice	UTSA
FIRST DOWNS.....	8	22
RUSHES-YARDS (NET).....	36-66	38-261
PASSING YDS (NET).....	36	142
PASSES ATT-COMP-INT.....	16-8-2	24-14-0
TOTAL OFFENSE PLAYS-YARDS.....	52-102	62-403
FUMBLE RETURNS-YARDS.....	0-0	0-0
PUNT RETURNS-YARDS.....	1-4	7-54
KICKOFF RETURNS-YARDS.....	4-91	0-0
INTERCEPTION RETURNS-YARDS.....	0-0	2-89
PUNTS (NUMBER-AVG).....	10-47.8	5-45.6
FUMBLES-LOST.....	0-0	2-0
PENALTIES-YARDS.....	4-28	3-35
POSSESSION TIME.....	31:11	28:49
THIRD-DOWN CONVERSIONS.....	3 OF 14	4 OF 11
FOURTH-DOWN CONVERSIONS.....	0 OF 1	0 OF 1
RED-ZONE SCORES-CHANCES.....	0-0	5-5
SACKS BY: NUMBER-YARDS.....	1-4	3-37

**RUSHING:** Rice-Ari Broussard 10-61; Jordan Myers 7-20; Khalan Griffin 9-20; Cameron Montgomery 2-minus 6; Cedric Patterson III 1-minus 7; Luke McCaffrey 5-minus 7; Jake Constantine 2-minus 15. **UTSA-**Sincere McCormick 13-117; B.J. Daniels 7-54; Frank Harris 5-47; Kevorian Barnes 6-16; Tre'Von Bradley 1-7; Josh Adkins 2-7; De'Corian Clark 1-7; Jaylon Lott 3-6.

**PASSING:** Rice-Luke McCaffrey 5-10-1-15; Jake Constantine 3-6-1-21. **UTSA-**Frank Harris 12-19-0-125; Josh Adkins 2-5-0-17.

**RECEIVING:** Rice-Cedric Patterson III 4-19; Jake Bailey 2-13; Jack Bradley 1-6; Jordan Myers 1-minus 2. **UTSA-**Joshua Cephus 4-63; De'Corian Clark 3-23; Zakhari Franklin 3-7; Tykee Ogle-Kellogg 2-17; Oscar Cardenas 1-25; Tre'Von Bradley 1-7.

**INTERCEPTIONS:** Rice-None. **UTSA-**Corey Mayfield Jr. 1-49; Trevor Harmanson 1-40.

**FUMBLES:** Rice-None. **UTSA-**Joshua Cephus 1-0; Jaylon Lott 1-0.

## SATURDAY, OCT. 23 UTSA 45, LOUISIANA TECH 16 RUSTON, LA. (JOE AILLET STADIUM)

**RUSTON, La.** — Sincere McCormick rushed for 113 yards and three touchdowns, Zakhari Franklin had 118 receiving yards and a pair of scores and Clarence Hicks posted two and a half sacks to lead No. 24 UTSA to a 45-16 victory over Louisiana Tech in Conference USA action on Saturday night at Joe Aillet Stadium.

The Roadrunners erased an early deficit to register their first-ever win against the Bulldogs (2-5, 1-2) in Ruston, running their school-record winning streak to eight games to start the season. UTSA also improved to 4-0 in league play for the first time in program history, staying atop the C-USA West Division.

McCormick's third straight and sixth 100-yard game of the season and school-record 16th of his career helped pace a balanced offensive attack that piled up 406 total yards, 213 on the ground and 193 through the air. For the second time this season and third time in his career, the Converse Judson High School product reached the end zone three times to match the school record.

Franklin's third 100-yard output of the fall and UTSA-record eighth of his career led the aerial attack, and he did his damage on just five catches. The Cedar Hill native also became the school's all-time receptions leader, as the career receiving yardage record-holder now has 132.

Meanwhile, Hicks led a pressure defense that equaled season highs for sacks with six and tackles for loss with 10. The six sacks actually tied the school record for a game done twice previously, including against UNLV earlier this month. The Pensacola, Fla., native totaled four tackles with 2.5 sacks and a pair of quarterback hurries.

Attendance: 18,314	1	2	3	4	Final
UTSA (8-0, 4-0)	7	14	7	17	45
Louisiana Tech (2-5, 1-2)	10	0	0	6	16

### SCORING SUMMARY

1st	13:24	MEM	Ward Ducksworth 0 yd fumble recovery (Joe Doyle kick)	0-7
	09:23	MEM	Rodrigues Clark 7 yd run (Joe Doyle kick)	0-14
	06:22	MEM	Calvin Austin III 60 yd pass from Seth Henigan (Joe Doyle kick)	0-21
2nd	09:54	UTSA	Sincere McCormick 12 yd run (Hunter Duplessis kick)	7-21
3rd	05:25	UTSA	Sincere McCormick 8 yd run (Hunter Duplessis kick)	14-21
	02:44	MEM	Brandon Thomas 1 yd run (Joe Doyle kick)	14-28
4th	13:35	UTSA	Zakhari Franklin 7 yd pass from Frank Harris (Hunter Duplessis kick)	21-28
	10:30	UTSA	Sincere McCormick 1 yd run (Hunter Duplessis kick)	28-28
	00:00	UTSA	Hunter Duplessis 42 yd field goal	31-28

	UTSA	Memphis
FIRST DOWNS.....	25	16
RUSHES-YARDS (NET).....	62-205	32-78
PASSING YDS (NET).....	194	329
PASSES ATT-COMP-INT.....	30-19-0	25-15-0
TOTAL OFFENSE PLAYS-YARDS.....	92-399	57-398
FUMBLE RETURNS-YARDS.....	1-12	1-0
PUNT RETURNS-YARDS.....	1-7	1-23
KICKOFF RETURNS-YARDS.....	0-0	2-52
INTERCEPTION RETURNS-YARDS.....	0-0	0-0
PUNTS (NUMBER-AVG).....	5-50.8	6-40.0
FUMBLES-LOST.....	2-1	3-2
PENALTIES-YARDS.....	4-46	8-73
POSSESSION TIME.....	35:42	24:18
THIRD-DOWN CONVERSIONS.....	9 OF 20	4 OF 12
FOURTH-DOWN CONVERSIONS.....	2 OF 4	1 OF 1
RED-ZONE SCORES-CHANCES.....	4-4	2-2
SACKS BY: NUMBER-YARDS.....	2-15	2-16

**RUSHING:** UTSA-Sincere McCormick 41-184; Brenden Brady 13-36; Frank Harris 7-minus 1; TEAM 1-minus 14. **Memphis-**Brandon Thomas 20-73; Rodrigues Clark 2-11; Gabriel Rogers 1-4; Marquavi Weaver 1-0; TEAM 1-minus 9; Seth Henigan 7-minus 10.

**PASSING:** UTSA-Frank Harris 18-28-0-186; Brenden Brady 1-1-0-8; TEAM 0-1-0-0. **Memphis-**Seth Henigan 15-25-0-329.

**RECEIVING:** UTSA-Zakhari Franklin 7-51; Joshua Cephus 6-82; Sincere McCormick 3-33; Dan Dishman 2-20; Tykee Ogle-Kellogg 1-8. **Memphis-**Sean Dykes 6-167; Calvin Austin III 6-142; Brandon Thomas 3-20.

**FUMBLES:** UTSA-TEAM 2-1. **Memphis-**Seth Henigan 1-1; Brandon Thomas 1-1; TEAM 1-0.

# « 2021 UTSA GAME RECAPS »

## SATURDAY, Nov. 6 UTSA 44, UTEP 23 EL PASO (SUN BOWL)

**EL PASO** — Sincere McCormick rushed for 169 yards and Zakhari Franklin racked up 114 receiving yards and two touchdown catches to help lead No. 16 UTSA to a 44-23 victory over UTEP in Conference USA action on Saturday night in front of 31,658 fans at the Sun Bowl.

The Roadrunners extended their school-record winning streak to nine games in running their overall record to 9-0 — their most victories in a season — and league mark to 5-0. UTSA also improved to 5-0 all-time against the Miners (6-3, 3-2) in El Paso with their 12th win in the last 13 games.

McCormick logged his seventh 100-yard performance of the season, tying his own school standard, and UTSA-record 17th of his career on 21 carries, surpassing the 1,000-yard barrier for the second straight season in the process (1,060). The Converse Judson High School product also had a touchdown on the ground and caught a pair of passes for 20 yards.

Franklin did his damage through the air, catching 10 passes en route to his fourth 100-yard output of the season, matching his own UTSA record and extending his career mark to nine.

Frank Harris directed the offense to its fourth straight game of scoring 40 or more points. The Schertz Clemens High School graduate completed 22 of 34 passes for 286 yards and two touchdowns and he also ran for 76 yards and a pair of scores, helping UTSA tally 562 yards of offense, including a season-best 276 rushing.

Rashad Wisdom paced the defense with 10 tackles, including eight solo stops, to go with a pass breakup. Antonio Parks posted a pair of PBUs and three tackles, while Trumane Bell II, Brandon Brown, Jaylon Haynes, Denzel Feaster and Charles Wiley recorded a tackle for loss apiece.

Attendance: 31,658	1	2	3	4	Final
UTSA (9-0, 5-0)	16	14	7	7	44
UTEP (6-3, 3-2)	6	3	7	7	23

### SCORING SUMMARY

1st	14:43	UTSA	Sincere McCormick 75 yd run (Hunter Duplessis kick) 2 plays, 75 yards, TOP: 0:17	7-0
	12:13	UTSA	Hunter Duplessis 51 yd field goal 7 plays, 36 yards, TOP: 2:12	10-0
	07:29	UTSA	Hunter Duplessis 41 yd field goal 7 plays, 33 yards, TOP: 3:17	13-0
	05:21	UTEP	Tyrin Smith 35 yd pass from Gavin Hardison (Gavin Baechle kick failed) 5 plays, 75 yards, TOP: 2:08	13-6
	00:00	UTSA	Hunter Duplessis 33 yd field goal 13 plays, 59 yards, TOP: 5:21	16-6
2nd	05:03	UTSA	Frank Harris 1 yd run (Hunter Duplessis kick) 11 plays, 81 yards, TOP: 4:31	23-6
	00:27	UTSA	Zakhari Franklin 7 yd pass from Frank Harris (Hunter Duplessis kick) 9 plays, 80 yards, TOP: 2:16	30-6
	00:00	UTEP	Gavin Baechle 50 yd field goal 4 plays, 43 yards, TOP: 0:27	30-9
3rd	04:13	UTSA	Zakhari Franklin 7 yd pass from Frank Harris (Hunter Duplessis kick) 13 plays, 96 yards, TOP: 4:22	37-9
	00:28	UTEP	Tyrin Smith 42 yd pass from Gavin Hardison (Gavin Baechle kick) 8 plays, 79 yards, TOP: 3:37	37-16
4th	10:45	UTSA	Frank Harris 3 yd run (Hunter Duplessis kick) 8 plays, 75 yards, TOP: 4:43	44-16
	06:42	UTEP	Justin Garrett 7 yd pass from Gavin Hardison (Gavin Baechle kick) 11 plays, 75 yards, TOP: 4:03	44-23

	UTSA	UTEP
FIRST DOWNS.....	28	20
RUSHES-YARDS (NET).....	42-276	32-127
PASSING YDS (NET).....	286	247
PASSES ATT-COMP-INT.....	34-22-0	30-13-0
TOTAL OFFENSE PLAYS-YARDS....	76-562	62-374
FUMBLE RETURNS-YARDS.....	0-0	0-0
PUNT RETURNS-YARDS.....	0-0	0-0
KICKOFF RETURNS-YARDS.....	0-0	2-40
INTERCEPTION RETURNS-YARDS....	0-0	0-0
PUNTS (NUMBER-AVG).....	0-0-0	3-36.7
FUMBLES-LOST.....	0-0	1-0
PENALTIES-YARDS.....	9-85	7-55
POSSESSION TIME.....	33:41	26:19
THIRD-DOWN CONVERSIONS.....	7 OF 14	7 OF 14
FOURTH-DOWN CONVERSIONS.....	1 OF 1	2 OF 3
RED-ZONE SCORES-CHANCES.....	6-7	1-3
SACKS BY: NUMBER-YARDS.....	1-7	0-0

**RUSHING: UTSA**-Sincere McCormick 21-169; Frank Harris 9-76; B.J. Daniels 8-34; Leroy Watson 1-1; TEAM 3-minus 4. **UTEP**-Ronald A Watt 6-83; Deion Hankins 8-21; Jacob Cowing 1-10; Gavin Hardison 6-8; James Tupou 1-5.

**PASSING: UTSA**-Frank Harris 22-34-0-286. **UTEP**-Gavin Hardison 13-30-0-247.

**RECEIVING: UTSA**-Zakhari Franklin 10-114; Joshua Cephus 3-45; De'Corian Clark 2-48; Gavin Sharp 2-29; Sincere McCormick 2-20; Oscar Cardenas 1-24; Cade Stoeber 1-5. **UTEP**-Jacob Cowing 5-112; Tyrin Smith 3-91; Justin Garrett 3-26; Ronald A Watt 1-11; FReynaldo Flores 1-7.

**FUMBLES: UTSA**-None. **UTEP**-TEAM 1-0.





# 8

JOSH  
ADKINS

QUARTERBACK

6-2 • 220 • Senior - 1L  
Bulverde, Texas

**CAREER STATISTICS (2018-19 @ NMST)**

Year	G-GS	Rush	Yds	TD	Comp. Att.-Int.	Pct.	Yds.	TD	Long
2018	10-8	86	117	0	222 393	9	56.5	2,563	13 60
2019	12-12	106	41	4	275 437	15	62.9	2,588	14 53
2020	5-1	2	9	0	18 33	0	54.5	270	1 48
2021	5-0	4	6	0	15 23	0	65.2	164	2 32
<b>Totals</b>	<b>32-21</b>	<b>198</b>	<b>73</b>	<b>4</b>	<b>530 886</b>	<b>24</b>	<b>59.8</b>	<b>5,585</b>	<b>30 60</b>

**2021 GAME-BY-GAME**

Opponent	Comp. Att.-Int.	Yds.	TD	Long	Rush	Yds.	TD	Long
at Illinois	DNP							
vs. Lamar	11-13-0	134	2	32	1	-4	0	0
vs. Middle Tenn.	2-5-0	13	0	7	0	0	0	0
at Memphis	DNP							
vs. UNLV	DNP							
at WKU	DNP							
vs. Rice	2-5-0	17	0	10	2	7	0	11
at LA Tech	0-0-0	0	0	0	1	3	0	3
at UTEP	0-0-0	0	0	0	0	0	0	0
<b>Totals</b>	<b>15-23-0</b>	<b>164</b>	<b>2</b>	<b>32</b>	<b>4</b>	<b>6</b>	<b>0</b>	<b>11</b>

**2020 GAME-BY-GAME**

Opponent	Comp. Att.-Int.	Yds.	TD	Long	Rush	Yds.	TD	Long
at Texas State	DNP							
vs. SFA	DNP							
vs. Middle Tennessee	16-28-0	233	1	48	1	1	0	1
at UAB	0-1-0	0	0	0	0	0	0	0
at #15 BYU	DNP							
vs. Army	DNP							
vs. LA Tech	DNP							
at FAU	DNP							
vs. UTEP	0-2-0	0	0	0	1	8	0	8
at Southern Miss	DNP							
vs. North Texas	2-2-0	37	0	33	0	0	0	0
vs. #16 Louisiana	DNP							
<b>Totals</b>	<b>18-33-0</b>	<b>270</b>	<b>1</b>	<b>48</b>	<b>2</b>	<b>9</b>	<b>0</b>	<b>8</b>

**2019 GAME-BY-GAME (@ NMST)**

Opponent	Comp. Att.-Int.	Yds.	TD	Long	Rush	Yds.	TD	Long
at #23 Washington St.	28-42-2	221	0	22	6	-8	1	10
at #2 Alabama	19-30-1	145	1	44	6	-12	0	6
vs. San Diego St.	26-41-2	299	1	35	13	-26	0	7
at New Mexico	30-47-1	335	3	53	15	32	3	7
vs. Fresno State	26-46-3	210	1	21	6	9	0	10
vs. Liberty	20-30-2	265	0	41	13	24	0	12
at Central Michigan	24-40-1	263	3	36	8	14	0	8
at Georgia Southern	13-23-2	59	0	10	6	-11	0	3
at Ole Miss	25-35-0	127	0	14	14	9	0	9
vs. UIW	28-38-0	316	2	42	7	2	0	7
vs. UTEP	18-30-0	175	0	33	4	7	0	5
at Liberty	18-35-1	173	3	35	8	1	0	21
<b>Totals</b>	<b>275-437-15</b>	<b>2,588</b>	<b>14</b>	<b>53</b>	<b>106</b>	<b>41</b>	<b>4</b>	<b>21</b>

**2018 GAME-BY-GAME (@ NMST)**

Opponent	Comp. Att.-Int.	Yds.	TD	Long	Rush	Yds.	TD	Long
vs. Wyoming	DNP							
at Minnesota	DNP							
at Utah State	2-3-0	10	0	9	1	1	0	1
vs. New Mexico	12-21-2	168	1	58	9	20	0	6
at UTEP	9-18-0	156	1	53	12	16	0	9
vs. Liberty	34-51-0	402	4	41	6	21	0	21
at Louisiana-Lafayette	25-44-1	284	1	51	6	-17	0	8
vs. Georgia Southern	25-38-1	295	0	26	9	5	0	21
at Texas State	29-59-2	275	0	35	13	40	0	17
vs. Alcorn State	32-44-0	396	4	60	5	11	0	12
at BYU	25-61-2	264	1	25	14	5	0	8
at Liberty	29-54-1	313	1	24	11	15	0	14
<b>Totals</b>	<b>222-393-9</b>	<b>2,563</b>	<b>13</b>	<b>60</b>	<b>86</b>	<b>117</b>	<b>0</b>	<b>21</b>



# 31

KEVORIAN  
BARNES

RUNNING BACK

5-10 • 195 • Freshman - HS  
San Augustine, Texas

**CAREER STATISTICS**

Year	G-GS	Att.	Yds.	Avg.	TD	LG	Rec.	Yds.	Avg.	TD	LG
2021	1-0	6	16	2.7	0	11	0	0	0	0	0
<b>Totals</b>	<b>1-0</b>	<b>6</b>	<b>16</b>	<b>2.7</b>	<b>0</b>	<b>11</b>	<b>0</b>	<b>0</b>	<b>0</b>	<b>0</b>	<b>0</b>

**2021 GAME-BY-GAME**

Opponent	Att.	Yds.	TD	Long	Rec.	Yds.	TD	Long
at Illinois								
vs. Lamar								
vs. MT								
at Memphis								
vs. UNLV								
at WKU								
vs. Rice	6	16	0	11	0	0	0	0
at LA Tech								
at UTEP								
<b>Totals</b>	<b>6</b>	<b>16</b>	<b>0</b>	<b>11</b>	<b>0</b>	<b>0</b>	<b>0</b>	<b>0</b>



# 97

WALKER  
BATY

DEFENSIVE LINE

6-3 • 290 • Sophomore - 1L  
Liberty Hill, Texas

**CAREER STATISTICS**

Year	Pos.	G-GS	Tackles	Sacks-Yds.	TFL-Yds.	FF	FR	PBU	QBH
2020	DL	7-0	1	0-0	0-0	0	0	0	0
2021	DL	3-0	1	0-0	0-0	0	0	0	0
<b>Totals</b>		<b>10-0</b>	<b>2</b>	<b>0-0</b>	<b>0-0</b>	<b>0</b>	<b>0</b>	<b>0</b>	<b>0</b>

**2021 GAME-BY-GAME**

Opponent	Tackles	Sacks	TFL-Y	FC	PBU	Int.	QBH
at Illinois	1	0-0	0-0	0	0	0	0
vs. Lamar	0	0-0	0-0	0	0	0	0
vs. Middle Tenn.	0	0-0	0-0	0	0	0	0
at Memphis	DNP						
vs. UNLV	DNP						
at WKU	DNP						
vs. Rice	DNP						
at LA Tech	DNP						
at UTEP	DNP						
<b>Totals</b>	<b>1</b>	<b>0-0</b>	<b>0-0</b>	<b>0</b>	<b>0</b>	<b>0</b>	<b>0</b>

**2020 GAME-BY-GAME**

Opponent	Tackles	Sacks	TFL-Y	FC	PBU	Int.	QBH
at Texas State	DNP						
vs. SFA	0	0-0	0-0	0	0	0	0
vs. MT	DNP						
at UAB	0	0-0	0-0	0	0	0	0
at #15 BYU	DNP						
vs. Army	DNP						
vs. LA Tech	0	0-0	0-0	0	0	0	0
at FAU	1	0-0	0-0	0	0	0	0
vs. UTEP	0	0-0	0-0	0	0	0	0
at Southern Miss	0	0-0	0-0	0	0	0	0
vs. North Texas	0	0-0	0-0	0	0	0	0
vs. #16 Louisiana	DNP						
<b>Totals</b>	<b>1</b>	<b>0-0</b>	<b>0-0</b>	<b>0</b>	<b>0</b>	<b>0</b>	<b>0</b>



**49**

TRUMANE  
BELL II

DEFENSIVE LINE

6-2 • 255 • Junior - 2L  
Dallas, Texas

**CAREER STATISTICS**

Year	Pos.	G-GS	Tackles	Sacks-Yds.	TFL-Yds.	FF	FR	PBU	QBH
2019	DT	12-0	2	0-0	1.0-4	0	0	0	2
2020	DL	12-0	15	4.5-26	6.5-34	0	0	0	1
2021	DL	9-0	15	5.0-44	6.5-55	1	0	0	3
<b>Totals</b>		<b>33-0</b>	<b>32</b>	<b>9.5-70</b>	<b>14.0-93</b>	<b>1</b>	<b>0</b>	<b>0</b>	<b>6</b>

**2021 GAME-BY-GAME**

Opponent	Tackles	Sacks	TFL-Y	FC	PBU	Int.	QBH
at Illinois	1	0-0	0-0	0	0	0	0
vs. Lamar	2	0-0	1.0-9	0	0	0	0
vs. Middle Tenn.	4	2.0-25	2.5-27	1	0	0	2
at Memphis	0	0-0	0-0	0	0	0	0
vs. UNLV	1	1.0-3	1.0-3	0	0	0	1
at WKU	1	0.5-4	0.5-4	0	0	0	0
vs. Rice	1	0-0	0-0	0	0	0	0
at LA Tech	4	0.5-3	0.5-3	0	0	0	0
at UTEP	1	1.0-7	1.0-7	0	0	0	0
<b>Totals</b>	<b>15</b>	<b>5.0-44</b>	<b>6.5-55</b>	<b>1</b>	<b>0</b>	<b>0</b>	<b>3</b>

**2020 GAME-BY-GAME**

Opponent	Tackles	Sacks	TFL-Y	FC	PBU	Int.	QBH
at Texas State	2	1.0-7	1.0-7	0	0	0	0
vs. SFA	0	0-0	0-0	0	0	0	0
vs. MT	3	0.5-4	1.5-9	0	0	0	0
at UAB	0	0-0	0-0	0	0	0	1
at #15 BYU	1	0-0	0-0	0	0	0	0
vs. Army	1	0-0	0-0	0	0	0	0
vs. LA Tech	1	0-0	0.5-2	0	0	0	0
at FAU	3	1.0-2	1.5-3	0	0	0	0
vs. UTEP	1	1.0-12	1.0-12	0	0	0	0
at Southern Miss	1	1.0-1	1.0-1	0	0	0	0
vs. North Texas	1	0-0	0-0	0	0	0	0
vs. #16 Louisiana	0	0-0	0-0	0	0	0	0
<b>Totals</b>	<b>15</b>	<b>4.5-26</b>	<b>6.5-34</b>	<b>0</b>	<b>0</b>	<b>0</b>	<b>1</b>

**2019 GAME-BY-GAME**

Opponent	Tackles	Sacks	TFL-Y	FC	PBU	Int.	QBH
vs. UIW	1	0-0	1.0-4	0	0	0	2
at Baylor	0	0-0	0-0	0	0	0	0
vs. Army	0	0-0	0-0	0	0	0	0
at UNT	1	0-0	0-0	0	0	0	0
at UTEP	0	0-0	0-0	0	0	0	0
vs. UAB	0	0-0	0-0	0	0	0	0
vs. Rice	0	0-0	0-0	0	0	0	0
vs. Texas A&M	0	0-0	0-0	0	0	0	0
at ODU	0	0-0	0-0	0	0	0	0
vs. USM	0	0-0	0-0	0	0	0	0
vs. FAU	0	0-0	0-0	0	0	0	0
at LA Tech	0	0-0	0-0	0	0	0	0
<b>Totals</b>	<b>2</b>	<b>0-0</b>	<b>1.0-4</b>	<b>0</b>	<b>0</b>	<b>0</b>	<b>2</b>



**81**

TRE'VON  
BRADLEY

WIDE RECEIVER

6-1 • 185 • Junior - TR  
Cleburne, Texas

**CAREER STATISTICS (2018-20 AT HOUSTON)**

Year	G-GS	Att.	Yds.	Avg.	TD	LG	Rec.	Yds.	Avg.	TD	LG
2018	12-0	0	0	0	0	0	3	59	19.7	0	26
2019	12-7	0	0	0	0	0	16	326	20.4	1	67
2020	6-4	0	0	0	0	0	18	228	12.7	0	39
2021	9-0	1	7	7.0	0	7	5	29	5.8	0	8
<b>Totals</b>	<b>39-11</b>	<b>1</b>	<b>7</b>	<b>7.0</b>	<b>0</b>	<b>7</b>	<b>42</b>	<b>642</b>	<b>15.3</b>	<b>1</b>	<b>67</b>

**2021 GAME-BY-GAME**

Opponent	Att.	Yds.	TD	Long	Rec.	Yds.	TD	Long
at Illinois	0	0	0	0	2	10	0	8
vs. Lamar	0	0	0	0	0	0	0	0
vs. MT	0	0	0	0	1	6	0	6
at Memphis	0	0	0	0	0	0	0	0
vs. UNLV	0	0	0	0	1	6	0	6
at WKU	0	0	0	0	0	0	0	0
vs. Rice	1	7	0	7	1	7	0	7
at LA Tech	0	0	0	0	0	0	0	0
at UTEP	0	0	0	0	0	0	0	0
<b>Totals</b>	<b>1</b>	<b>7</b>	<b>0</b>	<b>7</b>	<b>5</b>	<b>29</b>	<b>0</b>	<b>8</b>



**5**

BRENDEN  
BRADY

RUNNING BACK

5-11 • 215 • Senior - 3L  
Cibolo, Texas

**CAREER STATISTICS**

Year	G-GS	Att.	Yds.	Avg.	TD	LG	Rec.	Yds.	Avg.	TD	LG
2018	12-1	49	221	4.5	1	27	8	44	5.5	0	15
2019	12-0	67	284	4.2	2	24	14	115	8.2	0	23
2020	6-1	50	239	4.8	1	36	7	48	6.9	0	18
2021	5-0	38	140	3.7	2	33	2	18	9.0	0	13
<b>Totals</b>	<b>35-2</b>	<b>204</b>	<b>884</b>	<b>4.3</b>	<b>6</b>	<b>36</b>	<b>31</b>	<b>225</b>	<b>7.3</b>	<b>0</b>	<b>23</b>

**2021 GAME-BY-GAME**

Opponent	Att.	Yds.	TD	Long	Rec.	Yds.	TD	Long
at Illinois	11	67	2	33	0	0	0	0
vs. Lamar	3	12	0	11	1	5	0	5
vs. MT	8	18	0	8	0	0	0	0
at Memphis	12	36	0	10	0	0	0	0
vs. UNLV	3	7	0	3	1	13	0	13
at WKU								DNP
vs. Rice								DNP
at LA Tech								DNP
at UTEP								DNP
<b>Totals</b>	<b>38</b>	<b>140</b>	<b>2</b>	<b>33</b>	<b>2</b>	<b>18</b>	<b>0</b>	<b>13</b>

**2020 GAME-BY-GAME**

Opponent	Att.	Yds.	TD	Long	Rec.	Yds.	TD	Long
at Texas St.	8	47	0	13	2	6	0	9
vs. SFA	2	4	0	5	1	8	0	8
vs. MT								DNP
at UAB								DNP
at #15 BYU								DNP
vs. Army								DNP
vs. LA Tech								DNP
at FAU	1	1	0	1	0	0	0	0
vs. UTEP	26	124	0	36	2	26	0	18
at S. Miss	7	35	0	11	0	0	0	0
vs. UNT	6	28	1	11	2	8	0	9
vs. #16 LA								DNP
<b>Totals</b>	<b>50</b>	<b>239</b>	<b>1</b>	<b>36</b>	<b>7</b>	<b>48</b>	<b>0</b>	<b>18</b>

**2019 GAME-BY-GAME**

Opponent	Att.	Yds.	TD	Long	Rec.	Yds.	TD	Long
vs. UIW	7	28	1	10	5	47	0	22
at Baylor	5	26	0	13	0	0	0	0
vs. Army	2	4	0	4	1	7	0	7
at UNT	5	11	0	6	1	12	0	12
at UTEP	2	4	0	5	0	0	0	0
vs. UAB	0	0	0	0	0	0	0	0
vs. Rice	7	34	0	13	1	3	0	3
at TAMU	4	18	0	8	1	2	0	2
at ODU	7	26	0	11	3	42	0	23
vs. USM	3	22	0	11	0	0	0	0
vs. FAU	15	86	0	24	1	3	0	3
at LA Tech	8	22	1	8	1	-1	0	0
<b>Totals</b>	<b>67</b>	<b>284</b>	<b>2</b>	<b>24</b>	<b>14</b>	<b>115</b>	<b>0</b>	<b>23</b>

**2018 GAME-BY-GAME**

Opponent	Att.	Yds.	TD	Long	Rec.	Yds.	TD	Long
at Ariz. St.	2	6	0	3	1	7	0	7
vs. Baylor	0	0	0	0	0	0	0	0
at Kansas St.	1	2	0	2	0	0	0	0
vs. TXST	0	0	0	0	0	0	0	0
vs. UTEP	0	0	0	0	0	0	0	0
at Rice	0	0	0	0	0	0	0	0
vs. LA Tech	0	0	0	0	0	0	0	0
at USM	8	36	0	17	1	11	0	11
at UAB	8	42	0	21	1	1	0	1
vs. FIU	9	42	0	17	3	2	0	4
at Marshall	10	4	0	4	1	15	0	15
vs. UNT	11	89	1	27	1	8	0	8
<b>Totals</b>	<b>49</b>	<b>221</b>	<b>1</b>	<b>27</b>	<b>8</b>	<b>44</b>	<b>0</b>	<b>15</b>



90

BRANDON BROWN

DEFENSIVE LINE

6-2 • 305 • Freshman - TR  
Katy, Texas

CAREER STATISTICS (2020 AT TULANE)

Table with columns: Year, Pos., G-GS, Tackles, Sacks-Yds., TFL-Yds., FF, FR, PBU, QBH

2021 GAME-BY-GAME

Table with columns: Opponent, Tackles, Sacks, TFL-Y, FC, PBU, Int., QBH



84

OSCAR CARDENAS

TIGHT END

6-4 • 275 • Sophomore - 1L  
San Antonio, Texas

CAREER STATISTICS

Table with columns: Year, G-GS, Att., Yds., Avg., TD, LG, Rec., Yds., Avg., TD, LG

2021 GAME-BY-GAME

Table with columns: Opponent, Att., Yds., TD, Long, Rec., Yds., TD, Long

2020 GAME-BY-GAME table with columns: Opponent, Att., Yds., TD, Long, Rec., Yds., TD, Long



2

JOSHUA CEPHUS

WIDE RECEIVER

6-3 • 190 • Junior - 2L  
Houston, Texas

CAREER STATISTICS

Table with columns: Year, G-GS, Att., Yds., Avg., TD, LG, Rec., Yds., Avg., TD, LG

2021 GAME-BY-GAME

Table with columns: Opponent, Att., Yds., TD, Long, Rec., Yds., TD, Long

2020 GAME-BY-GAME table with columns: Opponent, Att., Yds., TD, Long, Rec., Yds., TD, Long

2019 GAME-BY-GAME table with columns: Opponent, Att., Yds., TD, Long, Rec., Yds., TD, Long



10

CLIFFORD CHATTMAN

SAFETY

6-5 • 190 • Senior - TR  
New Orleans, La.

CAREER STATISTICS (2016-20 AT TEXAS A&M)

Table with columns: Year, Pos., G-GS, Tackles, Sacks-Yds., TFL-Yds., FF, FR, PBU, QBH

2021 GAME-BY-GAME

Table with columns: Opponent, Tackles, Sacks, TFL-Y, FC, PBU, Int., QBH



# 88

**DE'CORIAN CLARK**

WIDE RECEIVER

**6-2 • 210 • Junior - 21  
Fort Worth, Texas****CAREER STATISTICS**

Year	G-GS	Att.	Yds.	Avg.	TD	LG	Rec.	Yds.	Avg.	TD	LG
2019	8-0	0	0	0	0	0	1	5	5.0	0	5
2020	11-0	1	12	12.0	0	12	8	58	7.2	1	15
2021	9-7	1	7	7.0	0	7	31	479	15.5	5	48
<b>Totals</b>	<b>28-7</b>	<b>2</b>	<b>19</b>	<b>9.5</b>	<b>0</b>	<b>12</b>	<b>40</b>	<b>542</b>	<b>13.6</b>	<b>6</b>	<b>48</b>

**2021 GAME-BY-GAME**

Opponent	Att.	Yds.	TD	Long	Rec.	Yds.	TD	Long
at Illinois	0	0	0	0	1	43	0	43
vs. Lamar	0	0	0	0	4	38	1	16
vs. MT	0	0	0	0	5	46	0	16
at Memphis	0	0	0	0	0	0	0	0
vs. UNLV	0	0	0	0	7	109	1	31
at WKU	0	0	0	0	7	150	3	44
vs. Rice	1	7	0	7	3	23	0	11
at LA Tech	0	0	0	0	2	12	0	6
at UTEP	0	0	0	0	2	48	0	48
<b>Totals</b>	<b>1</b>	<b>7</b>	<b>0</b>	<b>7</b>	<b>31</b>	<b>479</b>	<b>5</b>	<b>48</b>

**2020 GAME-BY-GAME**

Opponent	Att.	Yds.	TD	Long	Rec.	Yds.	TD	Long
at Texas St.	0	0	0	0	6	41	0	13
vs. SFA	0	0	0	0	1	2	0	2
vs. MT	0	0	0	0	0	0	0	0
at UAB	0	0	0	0	0	0	0	0
at #15 BYU	0	0	0	0	0	0	0	0
vs. Army	0	0	0	0	0	0	0	0
vs. LA Tech	0	0	0	0	0	0	0	0
at FAU	0	0	0	0	0	0	0	0
vs. UTEP	1	12	0	12	0	0	0	0
at S. Miss	0	0	0	0	0	0	0	0
vs. UNT	0	0	0	0	1	15	1	15
vs. #16 LA		DNP						
<b>Totals</b>	<b>1</b>	<b>12</b>	<b>0</b>	<b>12</b>	<b>8</b>	<b>48</b>	<b>1</b>	<b>15</b>

**2019 GAME-BY-GAME**

Opponent	Att.	Yds.	TD	Long	Rec.	Yds.	TD	Long
vs. UIW		DNP						
at Baylor	0	0	0	0	0	0	0	0
vs. Army	0	0	0	0	0	0	0	0
at UNT	0	0	0	0	0	0	0	0
at UTEP		DNP						
vs. UAB		DNP						
vs. Rice	0	0	0	0	0	0	0	0
at TAMU	0	0	0	0	0	0	0	0
at ODU	0	0	0	0	0	0	0	0
vs. USM	0	0	0	0	0	0	0	0
vs. FAU		DNP						
at LA Tech	0	0	0	0	1	5	0	5
<b>Totals</b>	<b>0</b>	<b>0</b>	<b>0</b>	<b>0</b>	<b>1</b>	<b>5</b>	<b>0</b>	<b>5</b>



# 95

**CHRISTIAN CLAYTON**

DEFENSIVE LINE

**6-2 • 275 • Sophomore - 1L  
Fort Worth, Texas****CAREER STATISTICS**

Year	Pos.	G-GS	Tackles	Sacks-Yds.	TFL-Yds.	FF	FR	PBU	QBH
2019	DT	3-0	0	0-0	0-0	0	0	0	0
2020	DL	12-0	21	2.0-11	7.5-25	1	2	0	0
2021	DL	9-0	9	0-0	0-0	0	0	0	2
<b>Totals</b>		<b>24-0</b>	<b>30</b>	<b>2.0-11</b>	<b>7.5-25</b>	<b>1</b>	<b>2</b>	<b>0</b>	<b>2</b>

**2021 GAME-BY-GAME**

Opponent	Tackles	Sacks	TFL-Y	FC	PBU	Int.	QBH
at Illinois	2	0-0	0-0	0	0	0	0
vs. Lamar	0	0-0	0-0	0	0	0	0
vs. Middle Tenn.	0	0-0	0-0	0	0	0	0
at Memphis	3	0-0	0-0	0	0	0	0
vs. UNLV	1	0-0	0-0	0	0	0	0
at WKU	0	0-0	0-0	0	0	0	1
vs. Rice	2	0-0	0-0	0	0	0	1
at LA Tech	1	0-0	0-0	0	0	0	0
at UTEP	0	0-0	0-0	0	0	0	0
<b>Totals</b>	<b>8</b>	<b>0-0</b>	<b>0-0</b>	<b>0</b>	<b>0</b>	<b>0</b>	<b>2</b>

**2020 GAME-BY-GAME**

Opponent	Tackles	Sacks	TFL-Y	FC	PBU	Int.	QBH
at Texas State	1	0-0	0-0	0	0	0	0
vs. SFA	2	0-0	1.0-1	1	0	0	0
vs. MT	1	0-0	1.0-3	0	0	0	0
at UAB	4	0-0	2.0-6	0	0	0	0
at #15 BYU	0	0-0	0-0	0	0	0	0
vs. Army	2	1.0-3	2.0-6	0	0	0	0
vs. LA Tech	2	0-0	0-0	0	0	0	0
at FAU	3	0-0	0.5-1	0	0	0	0
vs. UTEP	1	0-0	0-0	0	0	0	0
at Southern Miss	0	0-0	0-0	0	0	0	0
vs. North Texas	4	1.0-8	1.0-8	0	0	0	0
vs. #16 Louisiana	1	0-0	0-0	0	0	0	0
<b>Totals</b>	<b>21</b>	<b>2.0-11</b>	<b>7.5-25</b>	<b>1</b>	<b>0</b>	<b>0</b>	<b>0</b>

**2019 GAME-BY-GAME**

Opponent	Tackles	Sacks	TFL-Y	FC	PBU	Int.	QBH
vs. UIW		DNP					
at Baylor		DNP					
vs. Army		DNP					
at UNT		DNP					
at UTEP		DNP					
vs. UAB		DNP					
vs. Rice	0	0-0	0-0	0	0	0	0
at Texas A&M	0	0-0	0-0	0	0	0	0
at ODU	0	0-0	0-0	0	0	0	0
vs. USM		DNP					
vs. FAU		DNP					
at LA Tech		DNP					
<b>Totals</b>	<b>0</b>	<b>0-0</b>	<b>0-0</b>	<b>0</b>	<b>0</b>	<b>0</b>	<b>0</b>



# 17

**KAEDRIC COBBS**

RUNNING BACK

**5-10 • 210 • Sophomore - 1L  
Denton, Texas****CAREER STATISTICS**


Year	G-GS	Att.	Yds.	Avg.	TD	LG	Rec.	Yds.	Avg.	TD	LG
2020	11-0	11	56	5.1	1	24	0	0	0	0	0
2021	3-0	3	19	6.3	0	9	1	-2	0	0	0
<b>Totals</b>	<b>14-0</b>	<b>14</b>	<b>75</b>	<b>5.8</b>	<b>1</b>	<b>24</b>	<b>1</b>	<b>-2</b>	<b>0</b>	<b>0</b>	<b>0</b>

**2021 GAME-BY-GAME**

Opponent	Att.	Yds.	TD	Long	Rec.	Yds.	TD	Long
at Illinois	0	0	0	0	0	0	0	0
vs. Lamar	3	19	0	9	1	-2	0	0
vs. MT	0	0	0	0	0	0	0	0
at Memphis		DNP						
vs. UNLV		DNP						
at WKU		DNP						
vs. Rice		DNP						
at LA Tech		DNP						
at UTEP		DNP						
<b>Totals</b>	<b>3</b>	<b>19</b>	<b>0</b>	<b>9</b>	<b>1</b>	<b>-2</b>	<b>0</b>	<b>0</b>

**2020 GAME-BY-GAME**

Opponent	Att.	Yds.	TD	Long	Rec.	Yds.	TD	Long
at Texas St.	0	0	0	0	0	0	0	0
vs. SFA	0	0	0	0	0	0	0	0
vs. MT	0	0	0	0	0	0	0	0
at UAB		DNP						
at #15 BYU	0	0	0	0	0	0	0	0
vs. Army	0	0	0	0	0	0	0	0
vs. LA Tech	0	0	0	0	0	0	0	0
at FAU	1	2	0	2	0	0	0	0
vs. UTEP	4	34	1	24	0	0	0	0
at S. Miss	1	4	0	4	0	0	0	0
vs. UNT	2	6	0	5	0	0	0	0
vs. #16 LA	3	10	0	4	0	0	0	0
<b>Totals</b>	<b>11</b>	<b>56</b>	<b>1</b>	<b>24</b>	<b>0</b>	<b>0</b>	<b>0</b>	<b>0</b>



# 28

JE'VAUN  
DABON

SAFETY

6-1 • 180 • Sophomore - 1L  
Houston, Texas

### CAREER STATISTICS

Year	Pos.	G-GS	Tackles	Sacks-Yds.	TFL-Yds.	FF	FR	PBU	QBH
2020	S	6-0	1	0-0	0-0	0	0	0	0
2021	S	0-0	0	0-0	0-0	0	0	0	0
<b>Totals</b>		<b>6-0</b>	<b>1</b>	<b>0-0</b>	<b>0-0</b>	<b>0</b>	<b>0</b>	<b>0</b>	<b>0</b>

### 2021 GAME-BY-GAME

Opponent	Tackles	Sacks	TFL-Y	FC	PBU	Int.	QBH
at Illinois		DNP					
vs. Lamar		DNP					
vs. MT		DNP					
at Memphis		DNP					
vs. UNLV		DNP					
at WKU		DNP					
vs. Rice		DNP					
at LA Tech		DNP					
at UTEP		DNP					
<b>Totals</b>	<b>0</b>	<b>0-0</b>	<b>0-0</b>	<b>0</b>	<b>0</b>	<b>0</b>	<b>0</b>

### 2020 GAME-BY-GAME

Opponent	Tackles	Sacks	TFL-Y	FC	PBU	Int.	QBH
at Texas State		DNP					
vs. SFA		DNP					
vs. MT	0	0-0	0-0	0	0	0	0
at UAB	0	0-0	0-0	0	0	0	0
at #15 BYU	0	0-0	0-0	0	0	0	0
vs. Army		DNP					
vs. LA Tech		DNP					
at FAU		DNP					
vs. UTEP	0	0-0	0-0	0	0	0	0
at Southern Miss	0	0-0	0-0	0	0	0	0
vs. North Texas	1	0-0	0-0	0	0	0	0
vs. #16 Louisiana		DNP					
<b>Totals</b>	<b>1</b>	<b>0-0</b>	<b>0-0</b>	<b>0</b>	<b>0</b>	<b>0</b>	<b>0</b>



# 33

B.J.  
DANIELS

RUNNING BACK

6-1 • 210 • Senior - 4L  
Melbourne, Fla.

### CAREER STATISTICS

Year	G-GS	Att.	Yds.	Avg.	TD	LG	Rec.	Yds.	Avg.	TD	LG
2017	9-0	13	55	4.2	0	9	1	1	1.0	0	1
2018	12-1	87	322	3.7	3	36	4	27	6.8	0	9
2019	12-0	11	60	5.5	0	18	0	0	0	0	0
2020	12-0	23	129	5.6	2	52	1	0	0	0	0
2021	9-0	32	159	5.0	1	28	1	-4	0	0	0
<b>Totals</b>	<b>54-1</b>	<b>166</b>	<b>725</b>	<b>4.4</b>	<b>6</b>	<b>52</b>	<b>7</b>	<b>24</b>	<b>3.4</b>	<b>0</b>	<b>9</b>

### 2021 GAME-BY-GAME

Opponent	Att.	Yds.	TD	Long	Rec.	Yds.	TD	Long
at Illinois	0	0	0	0	0	0	0	0
vs. Lamar	5	16	0	6	1	-4	0	0
vs. MT	2	-2	0	4	0	0	0	0
at Memphis	0	0	0	0	0	0	0	0
vs. UNLV	0	0	0	0	0	0	0	0
at WKU	2	18	0	13	0	0	0	0
vs. Rice	7	54	1	21	0	0	0	0
at LA Tech	8	39	0	28	0	0	0	0
at UTEP	8	34	0	14	0	0	0	0
<b>Totals</b>	<b>32</b>	<b>159</b>	<b>1</b>	<b>28</b>	<b>1</b>	<b>-4</b>	<b>0</b>	<b>0</b>

### 2020 GAME-BY-GAME

Opponent	Att.	Yds.	TD	Long	Rec.	Yds.	TD	Long
at Texas St.	0	0	0	0	0	0	0	0
vs. SFA	1	1	0	1	0	0	0	0
vs. MT	1	3	0	3	0	0	0	0
at UAB	2	3	0	3	0	0	0	0
at #15 BYU	4	7	0	3	1	0	0	0
vs. Army	0	0	0	0	0	0	0	0
vs. LA Tech	3	9	0	4	0	0	0	0
at FAU	1	6	0	6	0	0	0	0
vs. UTEP	8	81	1	52	0	0	0	0
at S. Miss	0	0	0	0	0	0	0	0
vs. UNT	3	19	1	9	0	0	0	0
vs. #16 LA	0	0	0	0	0	0	0	0
<b>Totals</b>	<b>23</b>	<b>129</b>	<b>2</b>	<b>52</b>	<b>1</b>	<b>0</b>	<b>0</b>	<b>0</b>

### 2019 GAME-BY-GAME

Opponent	Att.	Yds.	TD	Long	Rec.	Yds.	TD	Long
vs. UIW	6	42	0	18	0	0	0	0
at Baylor	1	3	0	3	0	0	0	0
vs. Army	0	0	0	0	0	0	0	0
at UNT	0	0	0	0	0	0	0	0
at UTEP	4	15	0	6	0	0	0	0
vs. UAB	0	0	0	0	0	0	0	0
vs. Rice	0	0	0	0	0	0	0	0
at TAMU	0	0	0	0	0	0	0	0
at ODU	0	0	0	0	0	0	0	0
vs. USM	0	0	0	0	0	0	0	0
vs. FAU	0	0	0	0	0	0	0	0
at LA Tech	0	0	0	0	0	0	0	0
<b>Totals</b>	<b>11</b>	<b>60</b>	<b>0</b>	<b>18</b>	<b>0</b>	<b>0</b>	<b>0</b>	<b>0</b>

### 2018 GAME-BY-GAME

Opponent	Att.	Yds.	TD	Long	Rec.	Yds.	TD	Long
vs. Ariz. St.	9	24	1	5	0	0	0	0
vs. Baylor	16	90	1	36	1	9	0	9
at Kansas St.	16	47	0	8	1	6	0	6
vs. TXST	12	38	0	10	0	0	0	0
vs. UTEP	3	9	0	5	0	0	0	0
at Rice	13	61	1	18	0	0	0	0
vs. LA Tech	7	18	0	6	0	0	0	0
at USM	2	7	0	4	1	8	0	8
at UAB	3	2	0	3	0	0	0	0
vs. FIU	2	16	0	11	1	4	0	4
at Marshall	4	10	0	5	0	0	0	0
vs. UNT	0	0	0	0	0	0	0	0
<b>Totals</b>	<b>71</b>	<b>442</b>	<b>5</b>	<b>75</b>	<b>8</b>	<b>82</b>	<b>1</b>	<b>31</b>

### 2017 GAME-BY-GAME

Opponent	Att.	Yds.	TD	Long	Rec.	Yds.	TD	Long
vs. Southern	11	48	0	9	1	1	0	1
at TXST	2	7	0	5	0	0	0	0
at UNT	0	0	0	0	0	0	0	0
vs. Rice	0	0	0	0	0	0	0	0
at UTEP	0	0	0	0	0	0	0	0
at FIU	0	0	0	0	0	0	0	0
vs. UAB	0	0	0	0	0	0	0	0
vs. Marshall	0	0	0	0	0	0	0	0
at LA Tech	0	0	0	0	0	0	0	0
<b>Totals</b>	<b>13</b>	<b>55</b>	<b>0</b>	<b>9</b>	<b>1</b>	<b>1</b>	<b>0</b>	<b>1</b>



6

LORENZO DANTZLER

DEFENSIVE LINE

6-1 • 260 • Senior - 3L  
Starkville, Miss.

CAREER STATISTICS

Year	Pos.	G-GS	Tackles	Sacks-Yds.	TFL-Yds.	FF	FR	PBU	QBH
2018	DE	12-9	27	3.5-19	8.5-29	2	1	0	2
2019	DE	12-0	22	4.5-34	6.5-37	0	0	1	5
2020	DL	12-9	31	1.0-2	5.5-36	1	0	1	7
2021	DL	9-9	6	1.0-1	1.0-1	0	3	0	6
Totals		45-27	86	10.0-56	21.5-103	3	4	2	20

2021 GAME-BY-GAME

Opponent	Tackles	Sacks	TFL-Y	FC	PBU	Int.	QBH
at Illinois	0	0-0	0-0	0	0	0	1
vs. Lamar	0	0-0	0-0	0	0	0	0
vs. Middle Tenn.	0	0-0	0-0	0	0	0	3
at Memphis	1	0-0	0-0	0	0	0	1
vs. UNLV	1	1.0-1	1.0-1	0	0	0	1
at WKU	0	0-0	0-0	0	0	0	0
vs. Rice	0	0-0	0-0	0	0	0	0
at LA Tech	2	0-0	0-0	0	0	0	0
at UTEP	2	0-0	0-0	0	0	0	0
Totals	6	1.0-1	1.0-1	0	0	0	6

2020 GAME-BY-GAME

Opponent	Tackles	Sacks	TFL-Y	FC	PBU	Int.	QBH
at Texas State	0	0-0	0-0	0	0	0	0
vs. SFA	1	0-0	0-0	0	0	0	0
vs. MT	5	0-0	0.5-1	0	0	0	2
at UAB	4	0-0	2.0-11	0	0	0	2
at #15 BYU	0	0-0	0-0	0	0	0	0
vs. Army	2	0-0	0-0	0	0	0	0
vs. LA Tech	4	0-0	0-0	0	0	0	2
at FAU	2	0-0	0.5-2	0	0	0	0
vs. UTEP	4	1.0-2	1.5-3	1	0	0	0
at Southern Miss	3	0-0	1.0-19	0	0	0	0
vs. North Texas	4	0-0	0-0	0	0	0	0
vs. #16 Louisiana	2	0-0	0-0	0	1	0	1
Totals	31	1.0-2	5.5-36	1	1	0	7

2019 GAME-BY-GAME

Opponent	Tackles	Sacks	TFL-Y	FC	PBU	Int.	QBH
vs. UIW	4	2.0-14	2.0-14	0	0	0	0
at Baylor	0	0-0	1.0-2	0	0	0	1
vs. Army	1	0-0	0-0	0	0	0	0
at UNT	3	0-0	1.0-1	0	0	0	1
at UTEP	1	0-0	0-0	0	0	0	0
vs. UAB	1	0-0	0-0	0	0	0	1
vs. Rice	0	0-0	0-0	0	0	0	0
at Texas A&M	2	0-0	0-0	0	0	0	0
at ODU	2	0-0	0-0	0	0	0	1
vs. USM	1	0.5-6	0.5-6	0	0	0	0
vs. FAU	1	0.5-6	0.5-6	0	0	0	0
at LA Tech	4	1.0-5	1.0-5	0	1	0	1
Totals	22	6.5-37	4.5-34	0	0	0	5

2018 GAME-BY-GAME

Opponent	Tackles	Sacks	TFL-Y	FC	PBU	Int.	QBH
at Arizona State	1	0-0	0-0	0	0	0	0
vs. Baylor	3	1.0-4	2.0-7	1	0	0	0
at Kansas State	0	0-0	0-0	0	0	0	0
vs. Texas State	1	0-0	0-0	0	0	0	1
vs. UTEP	3	0-0	2.0-2	0	0	0	0
at Rice	2	1.0-5	1.0-5	1	0	0	0
vs. LA Tech	3	1.0-7	1.5-9	0	0	0	1
at Southern Miss	0	0-0	0-0	0	0	0	0
at UAB	1	0-0	0-0	0	0	0	0
vs. FIU	4	0-0	0.5-1	0	0	0	0
at Marshall	6	0.5-3	1.0-4	0	0	0	0
vs. North Texas	3	0-0	0.5-1	0	0	0	0
Totals	27	3.5-19	8.5-29	2	0	0	2



35

LUCAS DEAN

PUNTER

6-2 • 205 • Junior - 2L  
Dunborough, Australia

CAREER STATISTICS

Year	G	P	Yds	Long	Avg	I20	50+
2019	12	65	2,651	56	40.8	16	12
2020	12	57	2,621	67	46.0	27	19
2021	9	30	1,323	63	44.1	12	5
Totals	32	147	6,380	67	43.4	53	36

2021 GAME-BY-GAME

Opponent	Punts	Avg.	Long	Inside 20
at Illinois	5	44.2	55	1
vs. Lamar	0	0.0	0	0
vs. MT	4	41.5	48	1
at Memphis	5	50.8	63	3
vs. UNLV	3	40.3	42	1
at WKU	3	39.3	45	1
vs. Rice	5	45.6	51	3
at LA Tech	5	43.0	48	2
at UTEP	0	0.0	0	0
Totals	30	44.1	63	12

2020 GAME-BY-GAME

Opponent	Punts	Avg.	Long	Inside 20
at Texas State	8	47.8	57	3
vs. SFA	4	42.0	57	3
vs. MT	6	49.2	57	3
at UAB	6	45.0	55	5
at #15 BYU	5	45.2	59	2
vs. Army	4	43.0	50	1
vs. LA Tech	4	46.5	53	1
at FAU	8	47.9	67	2
vs. UTEP	1	39.0	39	0
at Southern Miss	6	47.7	55	5
vs. North Texas	3	46.7	52	2
vs. #16 Louisiana	2	37.0	38	0
Totals	57	46.0	67	27



80

DAN DISHMAN

TIGHT END

6-5 • 235 • Freshman - SQ  
Seabrook, Texas

CAREER STATISTICS

Year	G-GS	Att.	Yds.	Avg.	TD	LG	Rec.	Yds.	Avg.	TD	LG
2021	6-0	0	0	0	0	0	2	20	10.0	0	13
Totals	6-0	0	0	0	0	0	2	20	10.0	0	13

2021 GAME-BY-GAME

Opponent	Att.	Yds.	TD	Long	Rec.	Yds.	TD	Long
at Illinois	0	0	0	0	0	0	0	0
vs. Lamar	0	0	0	0	0	0	0	0
vs. MT	0	0	0	0	0	0	0	0
at Memphis	0	0	0	0	2	20	0	13
vs. UNLV	0	0	0	0	0	0	0	0
at WKU	0	0	0	0	0	0	0	0
vs. Rice	DNP							
at LA Tech	DNP							
at UTEP	DNP							
Totals	0	0	0	0	2	20	0	13



# 5

HUNTER  
DUPLESSIS

PLACE-KICKER/  
PUNTER

5-9 • 190 • Senior - 3L  
San Antonio, Texas

### CAREER STATISTICS

Year	G	FGM	FGA	Long	%	PAT	Points
2017	1	0	0	0	0	0	0
2018	9	0	0	0	0	0	0
2019	12	9	11	43	81.8	25-25	52
2020	12	17	20	50	85.0	40-41	91
2021	9	16	20	51	80.0	44-44	92
<b>Totals</b>	<b>43</b>	<b>42</b>	<b>51</b>	<b>51</b>	<b>82.4</b>	<b>109-110</b>	<b>235</b>

### 2021 GAME-BY-GAME

Opponent	FG	FGA	Long	PAT
at Illinois	3	3	32	4-4
vs. Lamar	3	3	46	6-6
vs. Middle Tenn.	2	4	38	3-3
at Memphis	1	1	42	4-4
vs. UNLV	1	3	25	3-3
at WKU	1	1	35	7-7
vs. Rice	1	1	30	6-6
at LA Tech	1	1	38	6-6
at UTEP	3	3	51	5-5
<b>Totals</b>	<b>16</b>	<b>20</b>	<b>51</b>	<b>44-44</b>

### 2020 GAME-BY-GAME

Opponent	FG	FGA	Long	PAT
at Texas State	3	3	42	6-6
vs. SFA	1	1	28	3-3
vs. MT	3	3	35	4-4
at UAB	2	2	48	1-1
at #15 BYU	2	2	39	2-2
vs. Army	1	1	50	1-2
vs. LA Tech	2	3	37	3-3
at FAU	1	1	49	0-0
vs. UTEP	1	1	49	7-7
at Southern Miss	0	0	-	3-3
vs. North Texas	0	1	-	7-7
vs. #16 Louisiana	1	2	20	3-3
<b>Totals</b>	<b>17</b>	<b>20</b>	<b>50</b>	<b>40-41</b>

### 2019 GAME-BY-GAME

Opponent	FG	FGA	Long	PAT
UIW	0	0	0	5-5
at Baylor	0	0	0	2-2
Army	0	1	0	1-1
at UNT	1	2	25	0-0
at UTEP	2	2	43	2-2
vs. UAB	0	0	0	2-2
vs. Rice	1	1	34	2-2
at Texas A&M	0	0	0	2-2
at ODU	1	1	22	3-3
vs. USM	1	1	25	2-2
vs. FAU	1	1	41	1-1
at LA Tech	2	2	28	3-3
<b>Totals</b>	<b>9</b>	<b>11</b>	<b>43</b>	<b>25-25</b>



# 20

DENZEL  
FEASTER

INSIDE LINEBACKER

6-3 • 225 • Senior - TR  
Austin, Texas

### CAREER STATISTICS (2015-20 AT KANSAS)

Year	Pos.	G-GS	Tackles	Sacks-Yds.	TFL-Yds.	FF	FR	PBU	QBH
2015	LB	6-0	0	0-0	0-0	0	0	0	0
2016	LB	7-0	8	0-0	0-0	1	1	0	0
2018	LB	12-1	8	0-0	1.0-5	0	1	0	0
2020	LB	5-5	20	0-0	1.5-1	1	0	0	0
2021	LB	9-2	25	0-0	0.5-2	0	0	0	0
<b>Totals</b>		<b>39-8</b>	<b>61</b>	<b>0-0</b>	<b>3.0-8</b>	<b>2</b>	<b>2</b>	<b>0</b>	<b>0</b>

### 2021 GAME-BY-GAME

Opponent	Tackles	Sacks	TFL-Y	FC	PBU	Int.	QBH
at Illinois	4	0-0	0-0	0	0	0	0
vs. Lamar	3	0-0	0-0	0	0	0	0
vs. Middle Tenn.	2	0-0	0-0	0	0	0	0
at Memphis	2	0-0	0-0	0	0	0	0
vs. UNLV	4	0-0	0.5-2	0	0	0	0
at WKU	0	0-0	0-0	0	0	0	0
vs. Rice	2	0-0	0-0	0	0	0	0
at LA Tech	4	0-0	0-0	0	0	0	0
at UTEP	4	0-0	1.0-2	0	0	0	0
<b>Totals</b>	<b>25</b>	<b>0-0</b>	<b>0.5-2</b>	<b>0</b>	<b>0</b>	<b>0</b>	<b>0</b>



# 4

ZAKHARI  
FRANKLIN

WIDE RECEIVER

6-1 • 185 • Junior - 2L  
Cedar Hill, Texas

### CAREER STATISTICS

Year	G-GS	Att.	Yds.	Avg.	TD	LG	Rec.	Yds.	Avg.	TD	LG
2019	9-4	0	0	0	0	0	38	491	12.9	3	65
2020	10-9	1	8	8.0	0	8	49	694	14.2	7	52
2021	8-8	0	0	0	0	0	55	686	12.5	8	75
<b>Totals</b>	<b>27-21</b>	<b>1</b>	<b>8</b>	<b>8.0</b>	<b>0</b>	<b>8</b>	<b>142</b>	<b>1,871</b>	<b>13.2</b>	<b>18</b>	<b>75</b>

### 2021 GAME-BY-GAME

Opponent	Att.	Yds.	TD	Long	Rec.	Yds.	TD	Long
at Illinois	0	0	0	0	10	155	1	25
vs. Lamar	0	0	0	0	4	77	1	32
vs. MT	0	0	0	0	8	114	1	33
at Memphis	0	0	0	0	7	51	1	12
vs. UNLV			DNP					
at WKU	0	0	0	0	8	50	0	19
vs. Rice	0	0	0	0	3	7	0	3
at LA Tech	0	0	0	0	5	118	2	75
at UTEP	0	0	0	0	1-	114	2	32
<b>Totals</b>	<b>0</b>	<b>0</b>	<b>0</b>	<b>0</b>	<b>55</b>	<b>686</b>	<b>8</b>	<b>75</b>

### 2020 GAME-BY-GAME

Opponent	Att.	Yds.	TD	Long	Rec.	Yds.	TD	Long
at Texas St.			DNP					
vs. SFA			DNP					
vs. MT	0	0	0	0	6	119	1	48
at UAB	0	0	0	0	2	10	0	11
at #15 BYU	1	8	0	8	7	79	1	32
vs. Army	0	0	0	0	12	138	2	24
vs. LA Tech	0	0	0	0	2	24	0	21
at FAU	0	0	0	0	3	20	0	13
vs. UTEP	0	0	0	0	6	118	1	45
at S. Miss	0	0	0	0	3	22	1	9
vs. UNT	0	0	0	0	3	49	0	23
vs. #16 LA	0	0	0	0	5	115	1	52
<b>Totals</b>	<b>1</b>	<b>8</b>	<b>0</b>	<b>8</b>	<b>49</b>	<b>694</b>	<b>7</b>	<b>52</b>

### 2019 GAME-BY-GAME

Opponent	Att.	Yds.	TD	Long	Rec.	Yds.	TD	Long
vs. UIW	0	0	0	0	1	7	0	7
at Baylor	0	0	0	0	1	6	0	6
vs. Army			DNP					
at UNT	0	0	0	0	3	17	0	8
at UTEP			DNP					
vs. UAB			DNP					
vs. Rice	0	0	0	0	4	26	2	10
at TAMU	0	0	0	0	4	46	0	20
at ODU	0	0	0	0	6	134	0	65
vs. USM	0	0	0	0	7	97	0	35
vs. FAU	0	0	0	0	7	98	1	40
at LA Tech	0	0	0	0	5	60	0	24
<b>Totals</b>	<b>0</b>	<b>0</b>	<b>0</b>	<b>0</b>	<b>38</b>	<b>491</b>	<b>3</b>	<b>65</b>



**86**

PETER  
GRAY

TIGHT END

6-4 • 250 • Junior - 1L  
Tupelo, Miss.

**CAREER STATISTICS**

Year	Pos.	G-GS	Tackles	Sacks-Yds.	TFL-Yds.	FF	FR	PBU	QBH
2018	DL	3-0	3	0-0	0-0	0	0	0	0
2019	DL	0-0	0	0-0	0-0	0	0	0	0
2020	DL	9-1	3	0-0	0.5-2	0	0	0	0
<b>Totals</b>		<b>12-1</b>	<b>6</b>	<b>0-0</b>	<b>0.5-2</b>	<b>0</b>	<b>0</b>	<b>0</b>	<b>0</b>

**2021 GAME-BY-GAME**

Opponent	Att.	Yds.	TD	Long	Rec.	Yds.	TD	Long
at Illinois				DNP				
vs. Lamar				DNP				
vs. MT				DNP				
at Memphis				DNP				
vs. UNLV				DNP				
at WKU				DNP				
vs. Rice				DNP				
at LA Tech				DNP				
at UTEP				DNP				
<b>Totals</b>	<b>0</b>	<b>0</b>	<b>0</b>	<b>0</b>	<b>0</b>	<b>0</b>	<b>0</b>	<b>0</b>

**2020 GAME-BY-GAME**

Opponent	Tackles	Sacks	TFL-Y	FC	PBU	Int.	QBH
at Texas State	1	0-0	0.5-2	0	0	0	0
vs. SFA	0	0-0	0-0	0	0	0	0
vs. MT	1	0-0	0-0	0	0	0	0
at UAB	0	0-0	0-0	0	0	0	0
at #15 BYU		DNP					
vs. Army		DNP					
vs. LA Tech		DNP					
at FAU	0	0-0	0-0	0	0	0	0
vs. UTEP	0	0-0	0-0	0	0	0	0
at Southern Miss	0	0-0	0-0	0	0	0	0
vs. North Texas	1	0-0	0-0	0	0	0	0
vs. #16 Louisiana	0	0-0	0-0	0	0	0	0
<b>Totals</b>	<b>3</b>	<b>0-0</b>	<b>0.5-2</b>	<b>0</b>	<b>0</b>	<b>0</b>	<b>0</b>



**14**

DYWAN  
GRIFFIN

CORNERBACK

5-11 • 180 • Junior - 2L  
New Orleans, La.

**CAREER STATISTICS**

Year	G-GS	Att.	Yds.	Avg.	TD	LG	Rec.	Yds.	Avg.	TD	LG
2019	11-1	2	9	4.5	0	7	7	26	3.7	0	10
2020	1-0	0	0	0	0	0	0	0	0	0	0
2021	3-0	0	0	0	0	0	0	0	0	0	0
<b>Totals</b>	<b>15-1</b>	<b>2</b>	<b>9</b>	<b>4.5</b>	<b>0</b>	<b>7</b>	<b>7</b>	<b>26</b>	<b>3.7</b>	<b>0</b>	<b>10</b>

**2021 GAME-BY-GAME**

Opponent	Tackles	Sacks	TFL-Y	FC	PBU	Int.	QBH
at Illinois			DNP				
vs. Lamar	0	0-0	0-0	0	1	0	0
vs. Middle Tenn.			DNP				
at Memphis			DNP				
vs. UNLV			DNP				
at WKU	0	0-0	0-0	0	0	0	0
vs. Rice			DNP				
at LA Tech			DNP				
at UTEP			DNP				
<b>Totals</b>	<b>0</b>	<b>0-0</b>	<b>0-0</b>	<b>0</b>	<b>1</b>	<b>0</b>	<b>0</b>

**2020 GAME-BY-GAME**

Opponent	Tackles	Sacks	TFL-Y	FC	PBU	Int.	QBH
at Texas State			DNP				
vs. SFA			DNP				
vs. MT			DNP				
at UAB			DNP				
at #15 BYU			DNP				
vs. Army			DNP				
vs. LA Tech			DNP				
at FAU			DNP				
vs. UTEP	0	0-0	0-0	0	0	0	0
at Southern Miss			DNP				
vs. North Texas			DNP				
vs. #16 Louisiana			DNP				
<b>Totals</b>	<b>0</b>	<b>0-0</b>	<b>0-0</b>	<b>0</b>	<b>0</b>	<b>0</b>	<b>0</b>

**2019 GAME-BY-GAME**

Opponent	Att.	Yds.	TD	Long	Rec.	Yds.	TD	Long
vs. UIW	0	0	0	0	0	0	0	0
at Baylor	0	0	0	0	1	3	0	3
vs. Army					DNP			
at UNT	0	0	0	0	1	6	0	6
at UTEP	0	0	0	0	1	2	0	2
vs. UAB	1	7	0	7	0	0	0	0
vs. Rice	0	0	0	0	1	1	0	1
at TAMU	0	0	0	0	1	10	0	10
at ODU	0	0	0	0	0	0	0	0
vs. USM	0	0	0	0	1	4	0	4
vs. FAU	1	2	0	2	1	0	0	0
at LA Tech	0	0	0	0	0	0	0	0
<b>Totals</b>	<b>2</b>	<b>9</b>	<b>0</b>	<b>7</b>	<b>7</b>	<b>26</b>	<b>0</b>	<b>10</b>



**41**

DE'MARCO  
GUIDRY

INSIDE LINEBACKER

6-0 • 220 • Senior - 3L  
La Marque, Texas

**CAREER STATISTICS**

Year	Pos.	G-GS	Tackles	Sacks-Yds.	TFL-Yds.	FF	FR	PBU	QBH
2018	LB	8-0	8	0-0	1.0-4	0	0	0	0
2019	LB	3-0	6	0-0	0-0	0	1	0	1
2020	LB	10-0	27	1.0-7	2.0-9	1	0	0	0
2021	LB	0-0	0	0	0	0	0	0	0
<b>Totals</b>		<b>21-0</b>	<b>41</b>	<b>1.0-7</b>	<b>3.0-13</b>	<b>1</b>	<b>1</b>	<b>0</b>	<b>1</b>

**2021 GAME-BY-GAME**

Opponent	Tackles	Sacks	TFL-Y	FC	PBU	Int.	QBH
at Illinois			DNP				
vs. Lamar			DNP				
vs. Middle Tenn.			DNP				
at Memphis			DNP				
vs. UNLV			DNP				
at WKU			DNP				
vs. Rice			DNP				
at LA Tech			DNP				
at UTEP			DNP				
<b>Totals</b>	<b>0</b>	<b>0-0</b>	<b>0-0</b>	<b>0</b>	<b>0</b>	<b>0</b>	<b>0</b>

**2020 GAME-BY-GAME**

Opponent	Tackles	Sacks	TFL-Y	FC	PBU	Int.	QBH
at Texas State	4	0-0	0.5-0	0	0	0	0
vs. SFA	0	0-0	0-0	0	0	0	0
vs. MT	2	1.0-7	1.0-7	0	0	0	0
at UAB	1	0-0	0-0	0	0	0	0
at #15 BYU	2	0-0	0-0	0	0	0	0
vs. Army	2	0-0	0-0	0	0	0	0
vs. LA Tech	3	0-0	0-0	0	0	0	0
at FAU	5	0-0	0.5-2	0	0	0	0
vs. UTEP			DNP				
at Southern Miss			DNP				
vs. North Texas	3	0-0	0-0	0	0	0	0
#16 Louisiana	5	0-0	0-0	1	0	0	0
<b>Totals</b>	<b>27</b>	<b>1.0-7</b>	<b>2.0-9</b>	<b>1</b>	<b>0</b>	<b>0</b>	<b>0</b>



2019 GAME-BY-GAME							
Opponent	Tackles	Sacks	TFL-Y	FC	PBU	Int.	QBH
vs. UIW	2	0-0	0-0	0	0	0	0
at Baylor		DNP					
vs. Army	1	0-0	0-0	0	0	0	0
at UNT	3	0-0	0-0	0	0	0	1
at UTEP		DNP					
vs. UAB		DNP					
vs. Rice		DNP					
at Texas A&M		DNP					
at ODU		DNP					
vs. USM		DNP					
vs. FAU		DNP					
at LA Tech		DNP					
<b>Totals</b>	<b>6</b>	<b>0-0</b>	<b>0-0</b>	<b>0</b>	<b>0</b>	<b>0</b>	<b>1</b>

2018 GAME-BY-GAME							
Opponent	Tackles	Sacks	TFL-Y	FC	PBU	Int.	QBH
vs. UTEP	2	0-0	0-0	0	0	0	0
at Rice	1	0-0	0-0	0	0	0	0
vs. LA Tech	3	0-0	0-0	0	0	0	0
at Southern Miss	0	0-0	0-0	0	0	0	0
at UAB	2	0-0	1.0-4	0	0	0	0
vs. FIU	0	0-0	0-0	0	0	0	0
at Marshall	0	0-0	0-0	0	0	0	0
vs. North Texas	0	0-0	0-0	0	0	0	0
<b>Totals</b>	<b>8</b>	<b>0-0</b>	<b>1.0-4</b>	<b>0</b>	<b>0</b>	<b>0</b>	<b>0</b>



# 15

TREVOR  
**HARMANSON**

INSIDE LINEBACKER

**6-3 • 225 • Senior - 2L  
Dickinson, Texas**

CAREER STATISTICS										
Year	Pos.	G-GS	Tackles	Sacks-Yds.	TFL-Yds.	FF	FR	PBU	QBH	
2019	LB	12-8	48	0-0	8.5-19	0	1	1	0	
2020	LB	12-12	73	1.0-4	9.0-31	1	1	3	7	
2021	LB	9-8	36	1.0-9	2.5-13	0	0	0	0	
<b>Totals</b>		<b>33-28</b>	<b>157</b>	<b>2.0-13</b>	<b>20.0-63</b>	<b>1</b>	<b>2</b>	<b>4</b>	<b>7</b>	

2021 GAME-BY-GAME							
Opponent	Tackles	Sacks	TFL-Y	FC	PBU	Int.	QBH
at Illinois	9	0-0	0-0	0	0	0	0
vs. Lamar	3	0-0	0-0	0	0	0	0
vs. MT	2	0-0	0-0	0	0	0	0
at Memphis	4	0-0	0-0	0	0	0	0
vs. UNLV	4	0-0	1.0-2	0	0	0	0
at WKU	5	0-0	0-0	0	0	0	0
vs. Rice	2	1.0-9	1.0-9	0	0	1	0
at LA Tech	5	0-0	0.5-2	0	0	0	0
at UTEP	2	0-0	0-0	0	0	0	0
<b>Totals</b>	<b>36</b>	<b>1.0-9</b>	<b>2.5-13</b>	<b>0</b>	<b>0</b>	<b>1</b>	<b>0</b>

2020 GAME-BY-GAME							
Opponent	Tackles	Sacks	TFL-Y	FC	PBU	Int.	QBH
at Texas State	5	0-0	0.5-0	0	0	0	0
vs. SFA	7	0.5-2	1.5-3	0	0	0	2
vs. MT	8	0-0	1.5-13	0	0	0	1
at UAB	4	0-0	1.0-3	0	0	1	0
at #15 BYU	5	0-0	1.0-1	0	0	0	0
vs. Army	5	0-0	0-0	0	0	0	0
vs. LA Tech	8	0.5-2	0.5-2	0	0	0	1
at FAU	7	0-0	2.0-4	0	0	0	1
vs. UTEP	2	0-0	0-0	0	0	0	0
at Southern Miss	8	0-0	0-0	0	1	0	0
vs. North Texas	9	0-0	0-0	1	1	0	2
vs. #16 Louisiana	5	0-0	0-0	0	1	0	0
<b>Totals</b>	<b>73</b>	<b>1.0-4</b>	<b>9.0-31</b>	<b>1</b>	<b>3</b>	<b>1</b>	<b>7</b>

2019 GAME-BY-GAME							
Opponent	Tackles	Sacks	TFL-Y	FC	PBU	Int.	QBH
vs. UIW	2	0-0	0-0	0	0	0	0
at Baylor	1	0-0	1.0-1	0	0	0	0
vs. Army	0	0-0	0-0	0	0	0	0
at UNT	1	0-0	0-0	0	0	0	0
at UTEP	7	0-0	3.0-6	0	0	0	0
vs. UAB	8	0-0	1.0-6	0	0	0	0
vs. Rice	4	0-0	0-0	0	0	0	0
at Texas A&M	1	0-0	0-0	0	0	0	0
at ODU	3	0-0	1.0-3	0	0	0	0
vs. USM	10	0-0	0-0	0	1	0	0
vs. FAU	7	0-0	1.0-1	0	0	0	0
at LA Tech	4	0-0	1.5-2	0	0	0	0
<b>Totals</b>	<b>48</b>	<b>0-0</b>	<b>8.5-19</b>	<b>0</b>	<b>1</b>	<b>0</b>	<b>0</b>



# 0

FRANK  
**HARRIS**

QUARTERBACK

**6-0 • 200 • Senior - 2L  
Schertz, Texas**

CAREER STATISTICS												
Year	G-GS	Rush	Yds	TD	Comp.	Att.	Int.	Pct.	Yds.	TD	Long	
2019	4-4	39	126	0	66	91	2	72.5	486	3	37	
2020	11-10	95	528	9	159	250	6	63.6	1,630	12	54	
2021	9-9	64	346	4	172	253	3	67.9	2,079	18	75	
<b>Totals</b>	<b>24-23</b>	<b>190</b>	<b>1,000</b>	<b>13</b>	<b>398</b>	<b>595</b>	<b>11</b>	<b>66.8</b>	<b>4,195</b>	<b>33</b>	<b>75</b>	

2021 GAME-BY-GAME												
Opponent	Comp.-Att.-Int.	Yds.	TD	Long	Rush	Yds.	TD	Long				
at Illinois	20-32-0	280	1	43	8	33	1	17				
vs. Lamar	13-15-0	118	0	31	1	3	0	3				
vs. Middle Tenn.	24-39-2	264	2	33	10	56	0	23				
at Memphis	18-28-0	186	1	47	7	-1	0	9				
vs. UNLV	24-30-0	278	2	32	7	22	0	7				
at WKU	28-38-1	349	6	44	9	51	0	14				
vs. Rice	12-19-0	125	2	30	5	47	1	20				
at LA Tech	12-19-0	193	2	75	8	59	0	21				
at UTEP	21-33-0	286	2	48	9	76	2	25				
<b>Totals</b>	<b>172-254-3</b>	<b>2,079</b>	<b>18</b>	<b>75</b>	<b>64</b>	<b>346</b>	<b>4</b>	<b>25</b>				

2020 GAME-BY-GAME										
Opponent	Comp.-Att.-Int.	Yds.	TD	Long	Rush	Yds.	TD	Long		
at Texas State	23-31-0	169	1	44	11	51	3	23		
vs. SFA	23-36-1	269	1	35	17	104	2	23		
vs. MT	7-13-0	70	1	25	4	7	0	20		
at UAB		DNP								
at #15 BYU	7-13-1	58	0	21	2	4	0	3		
vs. Army	3-8-0	31	1	20	3	21	0	8		
vs. LA Tech	18-33-2	189	0	54	10	5	0	10		
at FAU	12-26-0	109	0	18	14	66	0	50		
vs. UTEP	22-26-0	312	3	45	5	43	2	35		
at Southern Miss	12-19-1	71	1	18	5	23	0	9		
vs. North Texas	19-24-0	144	2	23	6	113	1	71		
vs. #16 Louisiana	13-21-1	208	2	54	18	91	1	15		
<b>Totals</b>	<b>159-250-6</b>	<b>1,630</b>	<b>12</b>	<b>54</b>	<b>95</b>	<b>528</b>	<b>9</b>	<b>71</b>		

2019 GAME-BY-GAME										
Opponent	Comp.-Att.-Int.	Yds.	TD	Long	Rush	Yds.	TD	Long		
vs. UIW	28-36-1	206	3	36	15	123	0	24		
at Baylor	15-24-0	93	0	17	9	3	0	8		
vs. Army	23-31-1	187	0	37	14	1	0	7		
at UNT	0-0-0	0	0	0	1	-1	0	-1		
at UTEP		DNP								
vs. UAB		DNP								
vs. Rice		DNP								
at TAMU		DNP								
at ODU		DNP								
vs. USM		DNP								
vs. FAU		DNP								
at LA Tech		DNP								
<b>Totals</b>	<b>66-91-2</b>	<b>486</b>	<b>3</b>	<b>37</b>	<b>39</b>	<b>126</b>	<b>0</b>	<b>24</b>		



# 1

JAYLON  
**HAYNES**

DEFENSIVE LINEMAN

**6-2 • 300 • Senior - 4L  
Wharton, Texas**

CAREER STATISTICS												
Year	Pos.	G-GS	Tackles	Sacks-Yds.	TFL-Yds.	FF	FR	PBU	QBH			
2017	DT	4-0	4	0-0	1.0-7	0	0	0	0			
2018	DT	12-1	18	1.0-7	2.0-9	1	0	0	0			
2019	DT	12-10	40	2.0-9	12.5-35	1	1	2	6			
2020	DL	9-8	20	4.0-12	6.0-15	0	0	0	3			
2021	DL	9-9	21	0-0	2.0-3	0	0	0	3			
<b>Totals</b>		<b>46-28</b>	<b>103</b>	<b>7.0-28</b>	<b>23.5-63</b>	<b>2</b>	<b>1</b>	<b>2</b>	<b>12</b>			

2021 GAME-BY-GAME							
Opponent	Tackles	Sacks	TFL-Y	FC	PBU	Int.	QBH
at Illinois	4	0-0	1.0-2	0	0	0	0
vs. Lamar	1	0-0	0-0	0	0	0	0
vs. Middle Tenn.	1	0-0	0-0	0	0	0	2
at Memphis	1	0-0	0-0	0	0	0	0
vs. UNLV	5	0-0	0-0	0	0	0	1
at WKU	0	0-0	0-0	0	0	0	0
vs. Rice	2	0-0	0-0	0	0	0	0
at LA Tech	4	0-0	0-0	0	0	0	0
at UTEP	3	0-0	1.0-1	0	0	0	0
<b>Totals</b>	<b>21</b>	<b>0-0</b>	<b>2.0-3</b>	<b>0</b>	<b>0</b>	<b>0</b>	<b>3</b>

2020 GAME-BY-GAME							
Opponent	Tackles	Sacks	TFL-Y	FC	PBU	Int.	QBH
at Texas State	4	1.0-2	2.0-4	0	0	0	0
vs. SFA	6	2.0-4	3.0-5	0	0	0	0
vs. MT	0	0-0	0-0	0	0	0	1
at UAB		DNP					
at #15 BYU		DNP					
vs. Army	3	0-0	0-0	0	0	0	0
vs. LA Tech	1	0-0	0-0	0	0	0	1
at FAU		DNP					
vs. UTEP	1	0-0	0-0	0	0	0	0
at Southern Miss	1	0-0	0-0	0	0	0	0
vs. North Texas	3	1.0-6	1.0-6	0	0	0	1
vs. #16 Louisiana	1	0-0	0-0	0	0	0	0
<b>Totals</b>	<b>20</b>	<b>4.0-12</b>	<b>6.0-15</b>	<b>0</b>	<b>0</b>	<b>0</b>	<b>3</b>

2019 GAME-BY-GAME							
Opponent	Tackles	Sacks	TFL-Y	FC	PBU	Int.	QBH
vs. UIW	3	1.0-7	1.0-7	0	0	0	2
at Baylor	0	0-0	0-0	0	0	0	0
vs. Army	7	0-0	0-0	0	0	0	0
at UNT	2	0-0	1.0-1	0	0	0	0
at UTEP	2	0-0	0-0	0	0	0	1
vs. UAB	2	0-0	0.5-2	0	0	0	0
vs. Rice	5	0-0	3.0-5	0	1	0	0
at Texas A&M	5	0-0	0.5-1	0	0	0	0
at ODU	4	1.0-2	2.5-4	0	0	0	0
vs. USM	3	0-0	3.0-9	1	0	0	0
vs. FAU	4	0-0	1.0-6	0	1	0	3
at LA Tech	3	0-0	0-0	0	0	0	0
<b>Totals</b>	<b>40</b>	<b>3.0-16</b>	<b>12.5-35</b>	<b>1</b>	<b>2</b>	<b>0</b>	<b>6</b>

2018 GAME-BY-GAME							
Opponent	Tackles	Sacks	TFL-Y	FC	PBU	Int.	QBH
at Arizona State	3	0-0	0-0	0	0	0	0
vs. Baylor	2	1.0-7	1.0-7	0	0	0	0
at Kansas State	2	0-0	1.0-2	1	0	0	0
vs. Texas State	0	0-0	0-0	0	0	0	0
vs. UTEP	3	0-0	0-0	0	0	0	0
at Rice	2	0-0	0-0	0	0	0	0
vs. LA Tech	0	0-0	0-0	0	0	0	0
at Southern Miss	1	0-0	0-0	0	0	0	0
at UAB	3	0-0	0-0	0	0	0	0
vs. FIU	0	0-0	0-0	0	0	0	0
at Marshall	2	0-0	0-0	0	0	0	0
vs. North Texas	0	0-0	0-0	0	0	0	0
<b>Totals</b>	<b>18</b>	<b>1.0-7</b>	<b>2.0-9</b>	<b>1</b>	<b>0</b>	<b>0</b>	<b>0</b>

2017 GAME-BY-GAME							
Opponent	Tackles	Sacks	TFL-Y	FC	PBU	Int.	QBH
vs. Houston		DNP					
at Baylor		DNP					
vs. Southern	1	0-0	1.0-1	0	0	0	0
at Texas State	1	0-0	0-0	0	0	0	0
vs. Southern Miss		DNP					
at North Texas		DNP					
vs. Rice		DNP					
at UTEP	1	0-0	0-0	0	0	0	0
at FIU		DNP					
vs. UAB		DNP					
vs. Marshall	1	0-0	0-0	0	0	0	0
at LA Tech		DNP					
<b>Totals</b>	<b>4</b>	<b>0-0</b>	<b>1.0-1</b>	<b>0</b>	<b>0</b>	<b>0</b>	<b>0</b>



**45**  
DEQUARIUS  
**HENRY**

**OUTSIDE LINEBACKER**

**6-3 • 240 • Senior - 4L**  
**Houston, Texas**

CAREER STATISTICS									
Year	Pos.	G-GS	Tackles	Sacks-Yds.	TFL-Yds.	FF	FR	PBU	QBH
2017	DE	3-0	2	0-0	0.5-1	0	0	0	0
2018	DE	12-0	24	4.0-28	5.0-30	2	1	0	2
2019	DE	12-0	29	5.0-34	9.0-50	1	0	0	3
2020	LB	12-1	22	1.0-6	2.0-7	1	0	0	1
2021	LB	9-0	11	1.5-12	4.5-21	0	0	0	2
<b>Totals</b>		<b>48-1</b>	<b>88</b>	<b>11.5-80</b>	<b>21.0-109</b>	<b>4</b>	<b>1</b>	<b>0</b>	<b>8</b>

2021 GAME-BY-GAME							
Opponent	Tackles	Sacks	TFL-Y	FC	PBU	Int.	QBH
at Illinois	0	0-0	0-0	0	0	0	1
vs. Lamar	2	0-0	0-0	0	0	0	0
vs. Middle Tenn.	0	0-0	0-0	0	0	0	0
at Memphis	3	0-0	1.0-4	0	0	0	0
vs. UNLV	3	0.5-4	1.5-8	0	0	0	0
at WKU	0	0-0	0-0	0	0	0	0
vs. Rice	2	0-0	1.0-1	0	0	0	1
at LA Tech	1	1.0-8	1.0-8	0	0	0	0
at UTEP	0	0-0	0-0	0	0	0	0
<b>Totals</b>	<b>11</b>	<b>1.5-12</b>	<b>4.5-21</b>	<b>0</b>	<b>0</b>	<b>0</b>	<b>2</b>

2020 GAME-BY-GAME							
Opponent	Tackles	Sacks	TFL-Y	FC	PBU	Int.	QBH
at Texas State	4	0-0	0-0	0	0	0	1
vs. SFA	2	0-0	1.0-1	0	0	0	0
vs. MT	3	0-0	0-0	0	0	0	0
at UAB	3	0-0	0-0	0	0	0	0
at #15 BYU	1	0-0	0-0	0	0	0	0
vs. Army	1	0-0	0-0	0	0	0	0
vs. LA Tech	0	0-0	0-0	0	0	0	0
at FAU	1	0-0	0-0	0	0	0	0
vs. UTEP	1	1.0-6	1.0-6	1	0	0	0
at Southern Miss	0	0-0	0-0	0	0	0	0
vs. North Texas	4	0-0	0-0	0	0	0	0
vs. #16 Louisiana	2	0-0	0-0	0	0	0	0
<b>Totals</b>	<b>22</b>	<b>1.0-6</b>	<b>2.0-7</b>	<b>1</b>	<b>0</b>	<b>0</b>	<b>1</b>

2019 GAME-BY-GAME							
Opponent	Tackles	Sacks	TFL-Y	FC	PBU	Int.	QBH
vs. UIW	2	1.0-1	1.0-1	0	0	0	0
at Baylor	1	0-0	0-0	0	0	0	0
vs. Army	2	0-0	0-0	0	0	0	0
at UNT	0	0-0	0-0	0	0	0	0
at UTEP	3	1.0-8	2.0-13	0	0	0	0
vs. UAB	4	0-0	0-0	0	0	0	0
vs. Rice	6	1.5-17	3.5-24	1	0	0	0
at Texas A&M	3	0-0	0-0	0	0	0	1
at ODU	1	0-0	0-0	0	0	0	0
vs. USM	2	0.5-5	0.5-5	0	0	0	0
vs. FAU	1	0-0	0-0	0	0	0	2
at LA Tech	4	1.0-3	2.0-7	0	0	0	0
<b>Totals</b>	<b>29</b>	<b>5.0-34</b>	<b>9.0-50</b>	<b>1</b>	<b>0</b>	<b>0</b>	<b>3</b>

2018 GAME-BY-GAME							
Opponent	Tackles	Sacks	TFL-Y	FC	PBU	Int.	QBH
at Arizona State	0	0-0	0-0	0	0	0	0
vs. Baylor	1	0-0	0-0	0	0	0	0
at Kansas State	2	0-0	0-0	0	0	0	0
vs. Texas State	1	1.0-8	1.0-8	0	0	0	0
vs. UTEP	6	1.0-3	2.0-5	1	0	0	0
at Rice	3	0-0	0-0	0	0	0	0
vs. LA Tech	3	1.0-8	1.0-8	1	0	0	0
at Southern Miss	2	0-0	0-0	0	0	0	0
at UAB	1	0-0	0-0	0	0	0	0
vs. FIU	3	1.0-9	1.0-9	0	0	0	1
at Marshall	1	0-0	0-0	0	0	0	1
vs. North Texas	1	0-0	0-0	0	0	0	0
<b>Totals</b>	<b>24</b>	<b>4.0-28</b>	<b>5.0-30</b>	<b>2</b>	<b>0</b>	<b>0</b>	<b>2</b>

2017 GAME-BY-GAME							
Opponent	Tackles	Sacks	TFL-Y	FC	PBU	Int.	QBH
vs. Houston		DNP					
at Baylor	1	0-0	0-0	0	0	0	0
vs. Southern	0	0-0	0-0	0	0	0	0
at Texas State	1	0-0	0.5-1	0	0	0	0
vs. Southern Miss		DNP					
at North Texas		DNP					
vs. Rice		DNP					
at UTEP							
at FIU		DNP					
vs. UAB		DNP					
vs. Marshall							
at LA Tech		DNP					
<b>Totals</b>	<b>4</b>	<b>0-0</b>	<b>1.0-1</b>	<b>0</b>	<b>0</b>	<b>0</b>	<b>0</b>



9

CLARENCE  
HICKS

OUTSIDE LINEBACKER

6-2 • 225 • Senior - 2L  
Pensacola, Fla.

CAREER STATISTICS									
Year	Pos.	G-GS	Tackles	Sacks-Yds.	TFL-Yds.	FF	FR	PBU	QBH
2019	DE	12-0	25	2.0-3	10.0-18	1	0	1	3
2020	LB	12-8	46	0.0-0	4.5-11	1	0	2	7
2021	LB	9-8	24	6.0-43	10.0-54	1	0	2	4
<b>Totals</b>		<b>33-16</b>	<b>95</b>	<b>8.0-46</b>	<b>24.5-83</b>	<b>3</b>	<b>0</b>	<b>5</b>	<b>14</b>

2021 GAME-BY-GAME							
Opponent	Tackles	Sacks	TFL-Y	FC	PBU	Int.	QBH
at Illinois	3	0-0	1.0-1	0	0	0	0
vs. Lamar	0	0-0	0-0	0	0	0	0
vs. Middle Tenn.	4	1.0-5	1.0-5	0	0	0	0
at Memphis	6	2.0-15	3.0-19	1	0	0	0
vs. UNLV	1	0.5-5	0.5-5	0	0	0	1
at WKU	2	0-0	0-0	0	0	1	1
vs. Rice	2	0-0	2.0-6	0	2	0	0
at LA Tech	4	2.5-18	2.5-18	0	0	0	2
at UTEP	2	0-0	0-0	0	0	0	0
<b>Totals</b>	<b>24</b>	<b>6.0-43</b>	<b>10.0-54</b>	<b>1</b>	<b>2</b>	<b>1</b>	<b>4</b>

2020 GAME-BY-GAME							
Opponent	Tackles	Sacks	TFL-Y	FC	PBU	Int.	QBH
at Texas State	4	0-0	1.5-4	0	1	0	0
vs. SFA	5	0-0	0.5-0	1	0	0	0
vs. MT	6	0-0	0-0	0	0	0	1
at UAB	2	0-0	0-0	0	0	0	0
at #15 BYU	2	0-0	0-0	0	0	0	0
vs. Army	4	0-0	0-0	0	0	0	0
vs. LA Tech	4	0-0	0.5-2	0	0	0	1
at FAU	5	0-0	0.5-2	0	0	0	0
vs. UTEP	1	0-0	0-0	0	0	0	2
at Southern Miss	3	0-0	1.0-1	0	1	0	2
vs. North Texas	4	0-0	0-0	0	0	1	1
vs. #16 Louisiana	6	0-0	1.0-2	0	0	0	0
<b>Totals</b>	<b>46</b>	<b>0-0</b>	<b>4.5-11</b>	<b>1</b>	<b>2</b>	<b>1</b>	<b>7</b>

2019 GAME-BY-GAME							
Opponent	Tackles	Sacks	TFL-Y	FC	PBU	Int.	QBH
vs. UIW	1	0-0	0-0	0	0	0	1
at Baylor	0	0-0	0-0	0	0	0	0
vs. Army	0	0-0	0-0	0	0	0	0
at UNT	2	0-0	1.0-2	0	0	0	0
at UTEP	1	0-0	1.0-2	0	0	0	0
vs. UAB	0	0-0	0-0	0	0	0	1
vs. Rice	0	0-0	0-0	0	0	0	0
at Texas A&M	3	0-0	1.0-1	0	0	0	0
at ODU	5	1.0-0	1.0-2	0	0	0	0
vs. USM	3	0-0	3.0-4	0	1	0	1
vs. FAU	4	0-0	2.0-4	0	0	0	0
at LA Tech	6	1.0-3	1.0-3	0	0	0	0
<b>Totals</b>	<b>25</b>	<b>2.0-3</b>	<b>10.0-18</b>	<b>1</b>	<b>1</b>	<b>0</b>	<b>3</b>



18

MALIK  
JONES

OUTSIDE LINEBACKER

6-2 • 190 • Sophomore - TR  
Grenada, Miss.

CAREER STATISTICS									
Year	Pos.	G-GS	Tackles	Sacks-Yds.	TFL-Yds.	FF	FR	PBU	QBH
2021	LB	9-0	2	0-0	0-0	0	0	0	0
<b>Totals</b>	<b>9-0</b>	<b>2</b>	<b>0-0</b>	<b>0-0</b>	<b>0-0</b>	<b>0</b>	<b>0</b>	<b>0</b>	<b>0</b>

2021 GAME-BY-GAME							
Opponent	Tackles	Sacks	TFL-Y	FC	PBU	Int.	QBH
at Illinois	0	0-0	0-0	0	0	0	0
vs. Lamar	2	0-0	0-0	0	0	0	0
vs. Middle Tenn.	0	0-0	0-0	0	0	0	0
at Memphis	0	0-0	0-0	0	0	0	0
vs. UNLV	0	0-0	0-0	0	0	0	0
at WKU	0	0-0	0-0	0	0	0	0
vs. Rice	0	0-0	0-0	0	0	0	0
at LA Tech	0	0-0	0-0	0	0	0	0
at UTEP	0	0-0	0-0	0	0	0	0
<b>Totals</b>	<b>2</b>	<b>0-0</b>	<b>0-0</b>	<b>0</b>	<b>0</b>	<b>0</b>	<b>0</b>



13

SHELDON  
JONES

WIDE RECEIVER

5-9 • 160 • Senior - 3L  
New Orleans, La.

CAREER STATISTICS												
Year	G-GS	Att.	Yds.	Avg.	TD	LG	Rec.	Yds.	Avg.	TD	LG	
2018	10-2	1	3	3.0	0	3	10	74	7.4	0	18	
2019	12-10	1	-4	-4.0	0	-4	31	259	8.4	0	36	
2020	12-6	0	0	0.0	0	0	11	134	12.2	0	27	
2021	9-0	0	0	0.0	0	0	1	7	7.0	0	7	
<b>Totals</b>	<b>43-18</b>	<b>2</b>	<b>-1</b>	<b>-0.5</b>	<b>0</b>	<b>3</b>	<b>53</b>	<b>474</b>	<b>8.9</b>	<b>0</b>	<b>36</b>	

2021 GAME-BY-GAME								
Opponent	Att.	Yds.	TD	Long	Rec.	Yds.	TD	Long
at Illinois	0	0	0	0	0	0	0	0
vs. Lamar	0	0	0	0	1	7	0	7
vs. MT	0	0	0	0	0	0	0	0
at Memphis	0	0	0	0	0	0	0	0
vs. UNLV	0	0	0	0	0	0	0	0
at WKU	0	0	0	0	0	0	0	0
vs. Rice	0	0	0	0	0	0	0	0
at LA Tech	0	0	0	0	0	0	0	0
at UTEP	0	0	0	0	0	0	0	0
<b>Totals</b>	<b>0</b>	<b>0</b>	<b>0</b>	<b>0</b>	<b>1</b>	<b>7</b>	<b>0</b>	<b>7</b>

2020 GAME-BY-GAME								
Opponent	Att.	Yds.	TD	Long	Rec.	Yds.	TD	Long
at Texas St.	0	0	0	0	2	14	0	9
vs. SFA	0	0	0	0	4	54	0	27
vs. MT	0	0	0	0	1	16	0	16
at UAB	0	0	0	0	1	16	0	16
at #15 BYU	0	0	0	0	1	21	0	21
vs. Army	0	0	0	0	0	0	0	0
vs. LA Tech	0	0	0	0	1	10	0	10
at FAU	0	0	0	0	0	0	0	0
vs. UTEP	0	0	0	0	0	0	0	0
at S. Miss	0	0	0	0	0	0	0	0
vs. UNT	0	0	0	0	1	3	0	3
vs. #16 LA	0	0	0	0	0	0	0	0
<b>Totals</b>	<b>0</b>	<b>0</b>	<b>0</b>	<b>0</b>	<b>11</b>	<b>134</b>	<b>0</b>	<b>27</b>

2019 GAME-BY-GAME									
	Att.	Yds.	TD	Long	Rec.	Yds.	TD	Long	
vs. UIW	0	0	0	0	2	8	0	5	
at Baylor	0	0	0	0	2	10	0	5	
vs. Army	0	0	0	0	3	13	0	14	
at UNT	0	0	0	0	6	41	0	12	
at UTEP	0	0	0	0	0	0	0	0	
vs. UAB	0	0	0	0	0	0	0	0	
vs. Rice	0	0	0	0	2	15	0	13	
at TAMU	0	0	0	0	0	0	0	0	
at ODU	0	0	0	0	3	8	0	4	
vs. USM	0	0	0	0	2	31	0	18	
vs. FAU	0	0	0	0	2	13	0	10	
at LA Tech	0	0	0	0	8	115	0	36	
<b>Totals</b>	<b>0</b>	<b>0</b>	<b>0</b>	<b>0</b>	<b>31</b>	<b>259</b>	<b>0</b>	<b>36</b>	

2018 GAME-BY-GAME									
	Att.	Yds.	TD	Long	Rec.	Yds.	TD	Long	
at Ariz. St.	0	0	0	0	1	8	0	8	
at Kansas St.	0	0	0	0	0	0	0	0	
vs. TXST	1	3	0	3	0	0	0	0	
vs. UTEP	0	0	0	0	1	8	0	8	
at Rice	0	0	0	0	0	0	0	0	
vs. LA Tech	0	0	0	0	2	10	0	6	
at UAB	0	0	0	0	0	0	0	0	
vs. FIU	0	0	0	0	0	0	0	0	
at Marshall	0	0	0	0	3	18	0	11	
vs. UNT	0	0	0	0	3	30	0	18	
<b>Totals</b>	<b>1</b>	<b>3</b>	<b>0</b>	<b>3</b>	<b>10</b>	<b>74</b>	<b>0</b>	<b>18</b>	



**85**

**KENNEDY  
LEWIS**

**WIDE RECEIVER**

**6-3 • 190 • Freshman - TR  
Melissa, Texas**

CAREER STATISTICS (2020 AT TEXAS)												
Year	G-GS	Att.	Yds.	Avg.	TD	LG	Rec.	Yds.	Avg.	TD	LG	
2020	2-0	0	0	0	0	0	1	37	37.0	0	37	
2021	1-0	0	0	0	0	0	0	0	0	0	0	
<b>Totals</b>	<b>3-0</b>	<b>0</b>	<b>0</b>	<b>0</b>	<b>0</b>	<b>0</b>	<b>1</b>	<b>37</b>	<b>37.0</b>	<b>0</b>	<b>37</b>	

2021 GAME-BY-GAME									
Opponent	Att.	Yds.	TD	Long	Rec.	Yds.	TD	Long	
at Illinois				DNP					
vs. Lamar	0	0	0	0	0	0	0	0	
vs. MT				DNP					
at Memphis				DNP					
vs. UNLV				DNP					
at WKU				DNP					
vs. Rice				DNP					
at LA Tech				DNP					
at UTEP				DNP					
<b>Totals</b>	<b>0</b>	<b>0</b>	<b>0</b>	<b>0</b>	<b>0</b>	<b>0</b>	<b>0</b>	<b>0</b>	<b>0</b>



**8**

**JAMAL  
LIGON**

**INSIDE LINEBACKER**

**6-2 • 220 • Sophomore - 1L  
Tyler, Texas**

CAREER STATISTICS										
Year	Pos.	G-GS	Tackles	Sacks-Yds.	TFL-Yds.	FF	FR	PBU	QBH	
2020	LB	11-9	72	4.0-26	7.5-42	2	2	1	4	
2021	LB	7-6	30	0.5-3	0.5-3	0	0	1	1	
<b>Totals</b>	<b>18-16</b>	<b>102</b>	<b>4.5-29</b>	<b>8.0-45</b>	<b>2</b>	<b>2</b>	<b>2</b>	<b>5</b>		

2021 GAME-BY-GAME										
Opponent	Tackles	Sacks	TFL-Y	FC	PBU	Int.	QBH			
at Illinois	6	0-0	0-0	0	0	0	0			
vs. Lamar	5	0-0	0-0	0	0	0	0			
vs. Middle Tenn.	4	0-0	0-0	0	0	0	0			
at Memphis	1	0-0	0-0	0	1	0	0			
vs. UNLV	6	0-0	0-0	0	0	0	1			
at WKU			DNP							
vs. Rice			DNP							
at LA Tech	6	0.5-3	0.5-3	0	0	0	0			
at UTEP	3	0-0	0-0	0	0	0	0			
<b>Totals</b>	<b>30</b>	<b>0.5-3</b>	<b>0.5-3</b>	<b>0</b>	<b>1</b>	<b>0</b>	<b>1</b>			

2020 GAME-BY-GAME										
Opponent	Tackles	Sacks	TFL-Y	FC	PBU	Int.	QBH			
at Texas State	4	1.0-2	1.0-2	0	0	0	0			
vs. SFA	2	0-0	1.0-13	0	0	0	0			
vs. MT	19	1.5-10	1.5-10	0	0	0	2			
at UAB	5	0-0	0-0	1	0	0	0			
at #15 BYU	3	0-0	0-0	0	0	0	0			
vs. Army	9	0-0	0-0	0	0	0	0			
vs. LA Tech	7	0.5-2	1.5-4	0	1	0	0			
at FAU	3	0-0	0.5-0	0	0	0	0			
vs. UTEP	7	0-0	0.5-1	0	0	0	1			
at Southern Miss	9	1.0-12	1.0-12	1	0	0	0			
vs. North Texas	4	0-0	0-0	0	1	0	0			
vs. #16 Louisiana			DNP							
<b>Totals</b>	<b>72</b>	<b>4.0-26</b>	<b>7.5-42</b>	<b>2</b>	<b>2</b>	<b>0</b>	<b>3</b>			



**28**

**JAYLON  
LOTT**

**RUNNING BACK**

**6-0 • 215 • Sophomore - 1L  
Carrollton, Texas**

CAREER STATISTICS (2020 AT TEXAS)												
Year	G-GS	Att.	Yds.	Avg.	TD	LG	Rec.	Yds.	Avg.	TD	LG	
2020	10-0	0	0	0	0	0	0	0	0	0	0	
2021	4-0	7	19	2.7	0	7	0	0	0	0	0	
<b>Totals</b>	<b>14-0</b>	<b>7</b>	<b>19</b>	<b>2.7</b>	<b>0</b>	<b>7</b>	<b>0</b>	<b>0</b>	<b>0</b>	<b>0</b>	<b>0</b>	

2021 GAME-BY-GAME									
Opponent	Att.	Yds.	TD	Long	Rec.	Yds.	TD	Long	
at Illinois				DNP					
vs. Lamar	4	13	0	5	0	0	0	0	
vs. MT				DNP					
at Memphis	0	0	0	0	0	0	0	0	
vs. UNLV	0	0	0	0	0	0	0	0	
at WKU				DNP					
vs. Rice	3	6	0	7	0	0	0	0	
at LA Tech				DNP					
at UTEP				DNP					
<b>Totals</b>	<b>7</b>	<b>19</b>	<b>0</b>	<b>7</b>	<b>0</b>	<b>0</b>	<b>0</b>	<b>0</b>	<b>0</b>

2020 GAME-BY-GAME									
Opponent	Att.	Yds.	TD	Long	Rec.	Yds.	TD	Long	
at Texas St.				DNP					
vs. SFA	0	0	0	0	0	0	0	0	
vs. MT	0	0	0	0	0	0	0	0	
at UAB	0	0	0	0	0	0	0	0	
at #15 BYU	0	0	0	0	0	0	0	0	
vs. Army	0	0	0	0	0	0	0	0	
vs. LA Tech	0	0	0	0	0	0	0	0	
at FAU	0	0	0	0	0	0	0	0	
vs. UTEP				DNP					
at S. Miss	0	0	0	0	0	0	0	0	
vs. UNT	0	0	0	0	0	0	0	0	
vs. #16 LA	0	0	0	0	0	0	0	0	
<b>Totals</b>	<b>23</b>	<b>129</b>	<b>2</b>	<b>52</b>	<b>1</b>	<b>0</b>	<b>0</b>	<b>0</b>	<b>0</b>



**38**

**TYLER  
MAHNKE**

**INSIDE LINEBACKER**

**6-3 • 235 • Senior - 3L  
San Jose, Calif.**

CAREER STATISTICS										
Year	Pos.	G-GS	Tackles	Sacks-Yds.	TFL-Yds.	FF	FR	PBU	QBH	
2018	LB	12-0	6	0-0	0-0	0	0	0	0	
2019	LB	12-0	5	0-0	0-0	0	0	0	0	
2020	LB	10-3	34	0-0	2.0-3	1	0	2	0	
2021	LB	9-0	6	0-0	1.5-3	0	0	0	1	
<b>Totals</b>	<b>43-3</b>	<b>51</b>	<b>0-0</b>	<b>3.5-6</b>	<b>1</b>	<b>0</b>	<b>2</b>	<b>1</b>		

2021 GAME-BY-GAME										
Opponent	Tackles	Sacks	TFL-Y	FC	PBU	Int.	QBH			
at Illinois	1	0-0	0-0	0	0	0	0			
vs. Lamar	1	0-0	0.5-0	0	0	0	0			
vs. Middle Tenn.	0	0-0	0-0	0	0	0	1			
at Memphis	0	0-0	0-0	0	0	0	0			
vs. UNLV	0	0-0	0-0	0	0	0	0			
at WKU	0	0-0	0-0	0	0	0	0			
vs. Rice	2	0-0	1.0-3	0	0	0	0			
at LA Tech	2	0-0	0-0	0	0	0	0			
at UTEP	0	0-0	0-0	0	0	0	0			
<b>Totals</b>	<b>6</b>	<b>0-0</b>	<b>1.5-3</b>	<b>0</b>	<b>0</b>	<b>0</b>	<b>1</b>			

### 2020 GAME-BY-GAME

Opponent	Tackles	Sacks	TFL-Y	FC	PBU	Int.	QBH
at Texas State	7	0-0	0.5-1	0	0	0	0
vs. SFA	DNP						
vs. MT	DNP						
at UAB	1	0-0	0-0	0	0	0	0
at #15 BYU	1	0-0	0-0	0	1	0	0
vs. Army	3	0-0	0-0	0	0	0	0
vs. LA Tech	1	0-0	0-0	1	0	0	0
at FAU	4	0-0	0.5-1	0	1	0	0
vs. UTEP	2	0-0	0-0	0	0	0	0
at Southern Miss	2	0-0	0-0	0	0	0	0
vs. North Texas	5	0-0	1.0-1	0	0	0	0
vs. #16 Louisiana	8	0-0	0-0	0	0	0	0
<b>Totals</b>	<b>34</b>	<b>0-0</b>	<b>2.0-3</b>	<b>1</b>	<b>2</b>	<b>0</b>	<b>0</b>

### 2019 GAME-BY-GAME

Opponent	Tackles	Sacks	TFL-Y	FC	PBU	Int.	QBH
vs. UIW	1	0-0	0-0	0	0	0	0
at Baylor	3	0-0	0-0	0	0	0	0
vs. Army	0	0-0	0-0	0	0	0	0
at UNT	0	0-0	0-0	0	0	0	0
at UTEP	0	0-0	0-0	0	0	0	0
vs. UAB	0	0-0	0-0	0	0	0	0
vs. Rice	0	0-0	0-0	0	0	0	0
at Texas A&M	0	0-0	0-0	0	0	0	0
at ODU	0	0-0	0-0	0	0	0	0
vs. USM	0	0-0	0-0	0	0	0	0
vs. FAU	0	0-0	0-0	0	0	0	0
at LA Tech	1	0-0	0-0	0	0	0	0
<b>Totals</b>	<b>5</b>	<b>0-0</b>	<b>0-0</b>	<b>0</b>	<b>0</b>	<b>0</b>	<b>0</b>

### 2018 GAME-BY-GAME

Opponent	Tackles	Sacks	TFL-Y	FC	PBU	Int.	QBH
at Arizona State	0	0-0	0-0	0	0	0	0
vs. Baylor	0	0-0	0-0	0	0	0	0
at Kansas State	1	0-0	0-0	0	0	0	0
vs. Texas State	0	0-0	0-0	0	0	0	0
vs. UTEP	2	0-0	0-0	0	0	0	0
at Rice	1	0-0	0-0	0	0	0	0
vs. LA Tech	0	0-0	0-0	0	0	0	0
at Southern Miss	0	0-0	0-0	0	0	0	0
at UAB	0	0-0	0-0	0	0	0	0
vs. FIU	2	0-0	0-0	0	0	0	0
at Marshall	0	0-0	0-0	0	0	0	0
vs. North Texas	0	0-0	0-0	0	0	0	0
<b>Totals</b>	<b>6</b>	<b>0-0</b>	<b>0-0</b>	<b>0</b>	<b>0</b>	<b>0</b>	<b>0</b>



# 99

## BRANDON MATTERSON

### DEFENSIVE LINE

6-2 • 290 • Senior - 3L  
San Antonio, Texas

### CAREER STATISTICS

Year	Pos.	G-GS	Tackles	Sacks-Yds.	TFL-Yds.	FF	FR	PBU	QBH
2018	DT	10-0	10	0-0	1.5-5	0	0	0	0
2019	DT	9-0	13	0-0	2.0-6	1	1	0	0
2020	DL	10-10	30	2.0-19	4.5-23	0	0	0	4
2021	DL	9-8	16	0.5-4	1.0-5	0	0	0	2
<b>Totals</b>		<b>38-17</b>	<b>69</b>	<b>2.5-23</b>	<b>9.0-39</b>	<b>1</b>	<b>1</b>	<b>0</b>	<b>6</b>

### 2021 GAME-BY-GAME

Opponent	Tackles	Sacks	TFL-Y	FC	PBU	Int.	QBH
at Illinois	2	0-0	0-0	0	0	0	0
vs. Lamar	3	0-0	0-0	0	0	0	0
vs. Middle Tenn.	4	0-0	0.5-1	0	0	0	0
at Memphis	3	0-0	0-0	0	0	0	0
vs. UNLV	0	0-0	0-0	0	0	0	0
at WKU	3	0.5-4	0.5-4	0	0	0	0
vs. Rice	0	0-0	0-0	0	0	0	0
at LA Tech	0	0-0	0-0	0	0	0	1
at UTEP	1	0-0	0-0	0	0	0	1
<b>Totals</b>	<b>16</b>	<b>0.5-4</b>	<b>1.0-5</b>	<b>0</b>	<b>0</b>	<b>0</b>	<b>2</b>

### 2020 GAME-BY-GAME

Opponent	Tackles	Sacks	TFL-Y	FC	PBU	Int.	QBH
at Texas State	1	0-0	0-0	0	0	0	0
vs. SFA	4	0-0	0.5-1	0	0	0	1
vs. MT	0	0-0	0-0	0	0	0	0
at UAB	3	0-0	0-0	0	0	0	0
at #15 BYU	4	0-0	1.0-2	0	0	0	0
vs. Army	4	0-0	0-0	0	0	0	0
vs. LA Tech	3	1.0-13	1.0-13	0	0	0	1
at FAU	5	1.0-6	2.0-7	0	0	0	1
vs. UTEP	DNP						
at Southern Miss	DNP						
vs. North Texas	2	0-0	0-0	0	0	0	1
vs. #16 Louisiana	4	0-0	0-0	0	0	0	0
<b>Totals</b>	<b>30</b>	<b>2.0-19</b>	<b>4.5-23</b>	<b>0</b>	<b>0</b>	<b>0</b>	<b>4</b>

### 2019 GAME-BY-GAME

Opponent	Tackles	Sacks	TFL-Y	FC	PBU	Int.	QBH
vs. UIW	0	0-0	0-0	0	0	0	0
at Baylor	1	0-0	0-0	0	0	0	0
vs. Army	2	0-0	1-4	1	0	0	0
at UNT	3	0-0	0-0	0	0	0	0
at UTEP	DNP						
vs. UAB	2	0-0	1.0-2	0	0	0	0
vs. Rice	DNP						
at Texas A&M	DNP						
at ODU	2	0-0	0-0	0	0	0	0
vs. USM	2	0-0	0-0	0	0	0	0
vs. FAU	0	0-0	0-0	0	0	0	0
at LA Tech	1	0-0	0-0	0	0	0	0
<b>Totals</b>	<b>12</b>	<b>0-0</b>	<b>2.0-6</b>	<b>1</b>	<b>0</b>	<b>0</b>	<b>0</b>



# 12

## EDDIE LEE MARBURGER

### QUARTERBACK

6-1 • 205 • Freshman - HS  
McAllen, Texas

### CAREER STATISTICS

Year	G-GS	Rush	Yds	TD	Comp.	Att.	Int.	Pct.	Yds.	TD	Long
2021	1-0	0	0	0	2	4	0	50.0	69	0	60
<b>Totals</b>	<b>1-0</b>	<b>0</b>	<b>0</b>	<b>0</b>	<b>2</b>	<b>4</b>	<b>0</b>	<b>50.0</b>	<b>69</b>	<b>0</b>	<b>60</b>

### 2021 GAME-BY-GAME

Opponent	Comp.-Att.-Int.	Yds.	TD	Long	Rush	Yds.	TD	Long
at Illinois	DNP							
vs. Lamar	2-4-0	69	0	60	0	0	0	0
vs. Middle Tenn.	DNP							
at Memphis	DNP							
vs. UNLV	DNP							
at WKU	DNP							
vs. Rice	DNP							
at LA Tech	DNP							
at UTEP	DNP							
<b>Totals</b>	<b>2-4-0</b>	<b>69</b>	<b>0</b>	<b>60</b>	<b>0</b>	<b>0</b>	<b>0</b>	<b>0</b>



**26**

**COREY  
MAYFIELD JR.**

**CORNERBACK**

**5-11 • 190 • Senior - 3L  
Forney, Texas**

**CAREER STATISTICS**

Year	Pos.	G-GS	Tackles	Sacks-Yds.	TFL-Yds.	FF	FR	PBU	QBH
2018	CB	10-2	10	0-0	0-0	0	0	0	0
2019	CB	11-8	19	0-0	1.0-2	0	0	4	0
2020	CB	12-12	37	1.0-9	3.0-11	1	0	6	1
2021	CB	9-8	21	0-0	0-0	0	0	2	0
<b>Totals</b>	<b>42-29</b>	<b>87</b>	<b>1.0-9</b>	<b>4.0-13</b>	<b>1</b>	<b>0</b>	<b>12</b>	<b>1</b>	

**2021 GAME-BY-GAME**

Opponent	Tackles	Sacks	TFL-Y	FC	PBU	Int.	QBH
at Illinois	2	0-0	0-0	0	0	0	0
vs. Lamar	1	0-0	0-0	0	0	0	0
vs. Middle Tenn.	2	0-0	0-0	0	0	1	0
at Memphis	3	0-0	0-0	0	0	0	0
vs. UNLV	1	0-0	0-0	0	0	0	0
at WKU	5	0-0	0-0	0	0	0	0
vs. Rice	2	0-0	0-0	0	2	1	0
at LA Tech	3	0-0	0-0	0	0	0	0
at UTEP	2	0-0	0-0	0	0	0	0
<b>Totals</b>	<b>21</b>	<b>0-0</b>	<b>0-0</b>	<b>0</b>	<b>2</b>	<b>2</b>	<b>0</b>

**2020 GAME-BY-GAME**

Opponent	Tackles	Sacks	TFL-Y	FC	PBU	Int.	QBH
at Texas State	4	0-0	1.0-1	0	0	1	0
vs. SFA	2	0-0	0-0	0	0	0	0
vs. MT	5	0-0	0-0	0	1	0	0
at UAB	2	0-0	0	0	0	1	0
at #15 BYU	6	0-0	0-0	1	1	0	0
vs. Army	2	1.0-9	1.0-9	0	1	0	0
vs. LA Tech	4	0-0	0-0	0	2	0	1
at FAU	4	0-0	1.0-1	0	1	0	0
vs. UTEP	3	0-0	0-0	0	0	0	0
at Southern Miss	2	0-0	0-0	0	0	0	0
vs. North Texas	1	0-0	0-0	0	0	0	0
vs. #16 Louisiana	2	0-0	0-0	0	0	0	0
<b>Totals</b>	<b>37</b>	<b>0-0</b>	<b>3.0-11</b>	<b>1</b>	<b>5</b>	<b>2</b>	<b>1</b>

**2019 GAME-BY-GAME**

Opponent	Tackles	Sacks	TFL-Y	FC	PBU	Int.	QBH
vs. UIW	1	0-0	0-0	0	0	0	0
at Baylor	4	0-0	1.0-2	0	2	0	0
vs. Army	0	0-0	0-0	0	0	0	0
at UNT	2	0-0	0-0	0	0	0	0
at UTEP	3	0-0	0-0	0	1	0	0
vs. UAB	4	0-0	0-0	0	1	0	0
vs. Rice	0	0-0	0-0	0	0	0	0
at Texas A&M	2	0-0	0-0	0	0	0	0
at ODU	2	0-0	0-0	0	0	0	0
vs. USM	0	0-0	0-0	0	0	0	0
vs. FAU	1	0-0	0-0	0	0	0	0
at LA Tech		DNP					
<b>Totals</b>	<b>19</b>	<b>0-0</b>	<b>1.0-2</b>	<b>0</b>	<b>4</b>	<b>0</b>	<b>0</b>

**2018 GAME-BY-GAME**

Opponent	Tackles	Sacks	TFL-Y	FC	PBU	Int.	QBH
at Kansas State	0	0-0	0-0	0	0	0	0
vs. Texas State	2	0-0	0-0	0	0	0	0
vs. UTEP	0	0-0	0-0	0	0	0	0
at Rice	0	0-0	0-0	0	0	0	0
vs. LA Tech	1	0-0	0-0	0	0	0	0
at Southern Miss	0	0-0	0-0	0	1	0	0
at UAB	1	0-0	0-0	0	0	0	0
vs. FIU	2	0-0	0-0	0	0	0	0
at Marshall	3	0-0	0-0	0	0	0	0
vs. North Texas	1	0-0	0-0	0	0	0	0
<b>Totals</b>	<b>10</b>	<b>0-0</b>	<b>0-0</b>	<b>0</b>	<b>1</b>	<b>0</b>	<b>0</b>



**3**

**SINCERE  
McCORMICK**

**RUNNING BACK**

**5-9 • 205 • Junior - 2L  
Converse, Texas**

**CAREER STATISTICS**

Year	G-GS	Att.	Yds.	Avg.	TD	LG	Rec.	Yds.	Avg.	TD	LG
2019	12-11	177	983	5.6	8	54	24	194	8.1	1	44
2020	11-11	249	1,467	5.9	11	69	20	131	6.6	0	30
2021	9-9	211	1,060	5.0	10	81	11	105	9.5	0	19
<b>Totals</b>	<b>32-31</b>	<b>637</b>	<b>3,510</b>	<b>5.5</b>	<b>29</b>	<b>81</b>	<b>55</b>	<b>430</b>	<b>7.8</b>	<b>1</b>	<b>44</b>

**2021 GAME-BY-GAME**

Opponent	Att.	Yds.	TD	Long	Rec.	Yds.	TD	Long
at Illinois	31	117	0	13	1	-1	0	0
vs. Lamar	7	46	2	18	0	0	0	0
vs. MT	23	105	0	13	2	12	0	9
at Memphis	42	184	3	22	3	33	0	12
vs. UNLV	29	89	1	12	1	19	0	19
at WKU	23	120	0	16	2	22	0	13
vs. Rice	13	117	0	81	0	0	0	0
at LA Tech	23	113	3	47	0	0	0	0
at UTEP	21	169	1	75	2	20	0	13
<b>Totals</b>	<b>211</b>	<b>1,060</b>	<b>10</b>	<b>81</b>	<b>11</b>	<b>105</b>	<b>0</b>	<b>19</b>

**2020 GAME-BY-GAME**

Opponent	Att.	Yds.	TD	Long	Rec.	Yds.	TD	Long
at Texas St.	29	197	1	58	2	8	0	6
vs. SFA	19	98	0	37	4	47	0	30
vs. MT	19	82	2	16	2	25	0	24
at UAB	22	150	1	27	0	0	0	0
at #15 BYU	11	42	0	23	2	0	0	23
vs. Army	18	133	0	26	1	0	0	0
vs. LA Tech	37	165	3	45	2	12	0	11
at FAU	16	54	0	8	2	17	0	9
vs. UTEP		DNP						
at S. Miss	32	173	2	69	2	10	0	7
vs. UNT	23	251	2	65	1	3	0	3
vs. Louisiana	23	122	0	29	0	0	0	0
<b>Totals</b>	<b>249</b>	<b>1,467</b>	<b>11</b>	<b>69</b>	<b>18</b>	<b>122</b>	<b>0</b>	<b>30</b>

**2019 GAME-BY-GAME**

Opponent	Att.	Yds.	TD	Long	Rec.	Yds.	TD	Long
vs. UIW	12	74	0	47	5	18	0	8
at Baylor	12	87	2	54	0	0	0	0
vs. Army	5	28	1	11	3	26	0	10
at UNT	16	62	0	20	1	1	0	1
at UTEP	22	189	1	51	1	7	0	7
vs. UAB	16	34	1	12	1	15	0	15
vs. Rice	14	94	1	32	2	39	0	33
at TAMU	12	43	0	18	2	43	0	44
at ODU	23	137	2	46	3	11	0	6
vs. USM	16	44	0	13	1	14	0	14
vs. FAU	12	76	0	28	1	8	0	8
at LA Tech	17	119	0	51	4	12	1	6
<b>Totals</b>	<b>177</b>	<b>983</b>	<b>8</b>	<b>54</b>	<b>24</b>	<b>194</b>	<b>1</b>	<b>44</b>



**33**

**LAMONTE  
McDOUGLE**

**DEFENSIVE LINE**

**6-0 • 290 • Junior - TR  
Pompano Beach, Fla.**

**CAREER STATISTICS (2017 AT WVU, 2019 AT WSU)**

Year	Pos.	G-GS	Tackles	Sacks-Yds.	TFL-Yds.	FF	FR	PBU	QBH
2017	DL	13-9	23	2.0-15	4.0-18	1	1	0	0
2019	DL	13-1	14	0-0	2.5-4	0	1	0	0
2021	DL	8-0	8	0-0	0.5-1	0	0	0	0
<b>Totals</b>	<b>35-10</b>	<b>45</b>	<b>2.0-15</b>	<b>7.0-23</b>	<b>1</b>	<b>2</b>	<b>0</b>	<b>0</b>	

**2021 GAME-BY-GAME**

Opponent	Tackles	Sacks	TFL-Y	FC	PBU	Int.	QBH
at Illinois	0	0-0	0-0	0	0	0	0
vs. Lamar	1	0-0	0.5-1	0	0	0	0
vs. Middle Tenn.	0	0-0	0-0	0	0	0	0
at Memphis	0	0-0	0-0	0	0	0	0
vs. UNLV	1	0-0	0-0	0	0	0	0
at WKU		DNP					
vs. Rice	1	0-0	0-0	0	0	0	0
at LA Tech	3	0-0	0-0	0	0	0	0
at UTEP	1	0-0	0-0	0	0	0	0
<b>Totals</b>	<b>8</b>	<b>0-0</b>	<b>0.5-1</b>	<b>0</b>	<b>0</b>	<b>0</b>	<b>0</b>



25

AVERY MORRIS

INSIDE LINEBACKER

6-2 • 225 • Sophomore - 11  
Humble, Texas

CAREER STATISTICS

Year	Pos.	G-GS	Tackles	Sacks-Yds.	TFL-Yds.	FF	FR	PBU	QBH
2020	LB	5-0	1	0-0	0-0	0	0	0	0
2021	LB	9-0	13	0-0	1.0-2	1	0	0	1
<b>Totals</b>		<b>14-0</b>	<b>14</b>	<b>0-0</b>	<b>1.0-2</b>	<b>1</b>	<b>0</b>	<b>0</b>	<b>1</b>

2021 GAME-BY-GAME

Opponent	Tackles	Sacks	TFL-Y	FC	PBU	Int.	QBH
at Illinois	0	0-0	0-0	0	0	0	0
vs. Lamar	5	0-0	0-0	0	0	0	1
vs. Middle Tenn.	2	0-0	1.0-2	0	0	0	0
at Memphis	0	0-0	0-0	0	0	0	0
vs. UNLV	0	0-0	0-0	0	0	0	0
at WKU	2	0-0	0-0	0	0	0	0
vs. Rice	3	0-0	0-0	0	0	0	0
at LA Tech	1	0-0	0-0	1	0	0	0
at UTEP	0	0-0	0-0	0	0	0	0
<b>Totals</b>	<b>13</b>	<b>0-0</b>	<b>1.0-2</b>	<b>1</b>	<b>0</b>	<b>0</b>	<b>1</b>

2020 GAME-BY-GAME

Opponent	Tackles	Sacks	TFL-Y	FC	PBU	Int.	QBH
at Texas State		DNP					
vs. SFA	1	0-0	0-0	0	0	0	0
vs. MT	0	0-0	0-0	0	0	0	0
at UAB		DNP					
at #15 BYU		DNP					
vs. Army		DNP					
vs. LA Tech		DNP					
at FAU		DNP					
vs. UTEP	0	0-0	0-0	0	0	0	0
at Southern Miss	0	0-0	0-0	0	0	0	0
vs. North Texas	0	0-0	0-0	0	0	0	0
#16 Louisiana		DNP					
<b>Totals</b>	<b>1</b>	<b>0-0</b>	<b>0-0</b>	<b>0</b>	<b>0</b>	<b>0</b>	<b>0</b>



10

LOWELL NARCISSE

QUARTERBACK

6-2 • 255 • Senior - 21  
Vacherie, La.

CAREER STATISTICS

Year	G-GS	Rush	Yds	TD	Comp.	Att.	Int.	Pct.	Yds.	TD	Long
2019	11-7	118	492	4	107	201	5	53.2	1,226	8	65
2020	4-1	32	126	0	35	56	0	62.5	417	3	34
2021	0-0	0	0	0	0	0	0	0.0	0	0	0
<b>Totals</b>	<b>16-8</b>	<b>150</b>	<b>618</b>	<b>4</b>	<b>142</b>	<b>257</b>	<b>5</b>	<b>55.3</b>	<b>1,643</b>	<b>11</b>	<b>65</b>

2021 GAME-BY-GAME

Opponent	Comp.-Att.-Int.	Yds.	TD	Long	Rush	Yds.	TD	Long
at Illinois		DNP						
vs. Lamar		DNP						
vs. Middle Tenn.		DNP						
at Memphis		DNP						
vs. UNLV		DNP						
at WKU		DNP						
vs. Rice		DNP						
at LA Tech		DNP						
at UTEP		DNP						
<b>Totals</b>	<b>0-0-0</b>	<b>0</b>	<b>0</b>	<b>0</b>	<b>0</b>	<b>0</b>	<b>0</b>	<b>0</b>

2020 GAME-BY-GAME

Opponent	Comp.-Att.-Int.	Yds.	TD	Long	Rush	Yds.	TD	Long
at Texas State		DNP						
vs. SFA	0-0-0	0	0	0	6	24	0	7
vs. MT		DNP						
at UAB	2-5-0	33	0	23	7	42	0	25
at #15 BYU	17-20-0	229	2	34	9	13	0	14
vs. Army	16-31-0	155	1	24	10	47	0	20
vs. LA Tech		DNP						
at FAU		DNP						
vs. UTEP		DNP						
at S. Miss		DNP						
vs. UNT		DNP						
vs. #16 LA		DNP						
<b>Totals</b>	<b>35-56-0</b>	<b>417</b>	<b>3</b>	<b>34</b>	<b>32</b>	<b>126</b>	<b>0</b>	<b>25</b>

2019 GAME-BY-GAME

Opponent	Comp.-Att.-Int.	Yds.	TD	Long	Rush	Yds.	TD	Long
vs. UIW	0-0-0	0	0	0	2	8	0	4
at Baylor	2-6-0	9	0	6	3	12	0	5
vs. Army	0-1-0	0	0	0	2	7	1	5
at UNT	16-36-2	124	0	25	15	98	0	42
at UTEP	6-14-0	46	1	18	19	115	1	21
vs. UAB	8-19-0	94	0	35	17	89	1	25
vs. Rice	19-29-1	212	2	33	7	32	0	14
at Texas A&M	7-14-0	90	0	44	15	54	1	13
at ODU	18-23-0	240	1	65	12	29	0	8
vs. USM	21-40-1	325	2	75	18	31	0	13
vs. FAU	10-19-1	86	2	26	7	20	0	13
at LA Tech		DNP						
<b>Totals</b>	<b>107-201-5</b>	<b>1,226</b>	<b>8</b>	<b>75</b>	<b>118</b>	<b>492</b>	<b>4</b>	<b>42</b>



11

KELECHI NWACHUKU

SAFETY

6-0 • 210 • Junior - 21  
McAllen, Texas

CAREER STATISTICS

Year	Pos.	G-GS	Tackles	Sacks-Yds.	TFL-Yds.	FF	FR	PBU	QBH
2018	S	3-0	0	0-0	0-0	0	0	0	0
2019	S	12-6	36	0-0	1.0-4	0	0	3	0
2020	S	12-2	56	0-0	0-0	0	0	3	0
2021	S	9-0	18	0-0	0-0	1	2	0	0
<b>Totals</b>	<b>37-8</b>	<b>110</b>	<b>0-0</b>	<b>1.0-4</b>	<b>1</b>	<b>2</b>	<b>6</b>	<b>0</b>	

2021 GAME-BY-GAME

Opponent	Tackles	Sacks	TFL-Y	FC	PBU	Int.	QBH
at Illinois	1	0-0	0-0	0	0	0	0
vs. Lamar	2	0-0	0-0	0	0	0	0
vs. Middle Tenn.	2	0-0	0-0	0	0	0	0
at Memphis	4	0-0	0-0	1	0	0	0
vs. UNLV	0	0-0	0-0	0	0	0	0
at WKU	2	0-0	0-0	0	0	0	0
vs. Rice	5	0-0	0-0	0	0	0	0
at LA Tech	2	0-0	0-0	0	0	0	0
at UTEP	0	0-0	0-0	0	0	0	0
<b>Totals</b>	<b>18</b>	<b>0-0</b>	<b>0-0</b>	<b>1</b>	<b>0</b>	<b>0</b>	<b>0</b>

2020 GAME-BY-GAME							
Opponent	Tackles	Sacks	TFL-Y	FC	PBU	Int.	QBH
at Texas State	2	0-0	0-0	0	0	0	0
vs. SFA	4	0-0	0-0	0	0	0	0
vs. MT	4	0-0	0-0	0	2	0	0
at UAB	2	0-0	0-0	0	0	0	0
at #15 BYU	7	0-0	0-0	0	0	0	0
vs. Army	16	0-0	0-0	0	0	0	0
vs. LA Tech	6	0-0	0-0	0	0	0	0
at FAU	5	0-0	0-0	0	0	0	0
vs. UTEP	0	0-0	0-0	0	0	0	0
at Southern Miss	3	0-0	0-0	0	0	0	0
vs. North Texas	6	0-0	0-0	0	1	0	0
vs. #16 Louisiana	0	0-0	0-0	0	0	0	0
<b>Totals</b>	<b>56</b>	<b>0-0</b>	<b>0-0</b>	<b>0</b>	<b>3</b>	<b>0</b>	<b>0</b>

2019 GAME-BY-GAME							
Opponent	Tackles	Sacks	TFL-Y	FC	PBU	Int.	QBH
vs. UIW	1	0-0	0-0	0	0	0	0
at Baylor	2	0-0	0-0	0	0	0	0
vs. Army	1	0-0	0-0	0	0	0	0
at UNT	0	0-0	0-0	0	1	0	0
at UTEP	1	0-0	0-0	0	0	0	0
vs. UAB	2	0-0	0-0	0	2	0	0
vs. Rice	3	0-0	0-0	0	0	0	0
at Texas A&M	6	0-0	0-0	0	0	0	0
at ODU	3	0-0	0-0	0	0	0	0
vs. USM	2	0-0	0-0	0	0	0	0
vs. FAU	6	0-0	1.0-4	0	0	0	0
at LA Tech	9	0-0	0-0	0	0	0	0
<b>Totals</b>	<b>36</b>	<b>0-0</b>	<b>1.0-4</b>	<b>0</b>	<b>3</b>	<b>0</b>	<b>0</b>



**11**  
**TYKEE**  
**OGLE-KELLOGG**  
 WIDE RECEIVER

**6-5 • 200 • Junior - 21**  
**Alcoa, Tenn.**

CAREER STATISTICS											
Year	G-GS	Att.	Yds.	Avg.	TD	LG	Rec.	Yds.	Avg.	TD	LG
2018	11-6	0	0	0	0	14	179	12.8	3	36	
2019	3-0	0	0	0	0	6	57	9.5	1	36	
2020	6-0	0	0	0	0	11	169	15.4	1	54	
2021	8-0	0	0	0	0	10	117	11.7	1	34	
<b>Totals</b>	<b>28-6</b>	<b>0</b>	<b>0</b>	<b>0</b>	<b>0</b>	<b>41</b>	<b>522</b>	<b>12.7</b>	<b>6</b>	<b>54</b>	

2021 GAME-BY-GAME								
Opponent	Att.	Yds.	TD	Long	Rec.	Yds.	TD	Long
at Illinois	0	0	0	0	0	0	0	0
vs. Lamar	0	0	0	0	2	24	0	20
vs. MT	0	0	0	0	0	0	0	0
at Memphis	0	0	0	0	1	8	0	8
vs. UNLV	0	0	0	0	3	19	0	7
at WKU	0	0	0	0	1	15	1	15
vs. Rice	0	0	0	0	2	17	0	10
at LA Tech	0	0	0	0	1	34	0	34
at UTEP				DNP				
<b>Totals</b>	<b>0</b>	<b>0</b>	<b>0</b>	<b>0</b>	<b>10</b>	<b>117</b>	<b>1</b>	<b>34</b>

2020 GAME-BY-GAME								
Opponent	Att.	Yds.	TD	Long	Rec.	Yds.	TD	Long
at Texas St.				DNP				
vs. SFA				DNP				
vs. MT				DNP				
at UAB				DNP				
at #15 BYU				DNP				
vs. Army	0	0	0	0	0	0	0	0
vs. LA Tech	0	0	0	0	4	96	0	54
at FAU	0	0	0	0	3	23	0	11
vs. UTEP	0	0	0	0	2	32	1	17
at S. Miss	0	0	0	0	0	0	0	0
vs. UNT	0	0	0	0	2	18	0	10
vs. #16 LA				DNP				
<b>Totals</b>	<b>0</b>	<b>0</b>	<b>0</b>	<b>0</b>	<b>11</b>	<b>169</b>	<b>1</b>	<b>54</b>

2019 GAME-BY-GAME								
	Att.	Yds.	TD	Long	Rec.	Yds.	TD	Long
vs. UIW	0	0	0	0	1	36	1	36
at Baylor	0	0	0	0	4	15	0	5
vs. Army	0	0	0	0	1	6	0	6
at UNT				DNP				
at UTEP				DNP				
vs. UAB				DNP				
vs. Rice				DNP				
at TAMU				DNP				
at ODU				DNP				
vs. USM				DNP				
vs. FAU				DNP				
at LA Tech				DNP				
<b>Totals</b>	<b>0</b>	<b>0</b>	<b>0</b>	<b>0</b>	<b>6</b>	<b>56</b>	<b>1</b>	<b>36</b>

2018 GAME-BY-GAME								
Opponent	Att.	Yds.	TD	Long	Rec.	Yds.	TD	Long
at Ariz. St.	0	0	0	0	2	18	0	9
vs. Baylor	0	0	0	0	2	18	0	11
at Kansas St.	0	0	0	0	3	38	0	24
vs. TXST	0	0	0	0	1	7	1	7
vs. UTEP	0	0	0	0	2	41	1	26
at Rice	0	0	0	0	0	0	0	0
vs. LA Tech	0	0	0	0	0	0	0	0
at USM	0	0	0	0	1	11	0	11
at UAB	0	0	0	0	0	0	0	0
vs. FIU	0	0	0	0	1	36	1	36
at Marshall	0	0	0	0	2	10	0	5
<b>Totals</b>	<b>0</b>	<b>0</b>	<b>0</b>	<b>0</b>	<b>14</b>	<b>179</b>	<b>3</b>	<b>36</b>



**92**

EVERETT  
**ORNSTEIN**

PLACE-KICKER

**6-0 • 175 • Sophomore - 11**  
**Houston, Texas**

CAREER STATISTICS						
Year	G	KO	YDS	AVG	TB	OB
2020	5	20	1,190	59.5	9	0
2021	3	10	637	63.7	5	2
<b>Totals</b>	<b>8</b>	<b>30</b>	<b>1,827</b>	<b>60.9</b>	<b>14</b>	<b>2</b>

2021 GAME-BY-GAME				
Opponent	FG	FGA	Long	PAT
at Illinois	0	0	0	0-0
vs. Lamar	1	1	23	0-0
vs. Middle Tenn.			DNP	
at Memphis	0	0	0	0
vs. UNLV			DNP	
at WKU			DNP	
vs. Rice			DNP	
at LA Tech			DNP	
at UTEP			DNP	
<b>Totals</b>	<b>1</b>	<b>1</b>	<b>23</b>	<b>0-0</b>



**4**

ANTONIO  
**PARKS**

SAFETY

**5-8 • 190 • Senior - 21**  
**Reserve, La.**

CAREER STATISTICS (2017-18 AT ARIZONA)										
Year	Pos.	G-GS	Tackles	Sacks-Yds.	TFL-Yds.	FF	FR	PBU	QBH	
2017	S	13-0	7	0-0	0-0	0	0	1	0	
2018	S	11-0	2	0-0	0-0	0	0	0	0	
2019	S	11-0	10	0-0	0-0	1	0	0	0	
2020	S	12-10	50	0-0	4.0-9	1	1	2	2	
2021	S	9-9	28	0-0	1.0-1	0	0	4	0	
<b>Totals</b>		<b>57-19</b>	<b>97</b>	<b>0-0</b>	<b>1.0-1</b>	<b>2</b>	<b>1</b>	<b>7</b>	<b>2</b>	

2021 GAME-BY-GAME							
Opponent	Tackles	Sacks	TFL-Y	FC	PBU	Int.	QBH
at Illinois	5	0-0	0-0	0	0	0	0
vs. Lamar	0	0-0	0-0	0	0	0	0
vs. Middle Tenn.	2	0-0	1.0-1	0	0	0	0
at Memphis	1	0-0	0-0	0	1	0	0
vs. UNLV	6	0-0	0-0	0	0	0	0
at WKU	7	0-0	0-0	0	0	0	0
vs. Rice	1	0-0	0-0	0	0	0	0
at LA Tech	3	0-0	0-0	0	1	0	0
at UTEP	3	0-0	0-0	0	2	0	0
<b>Totals</b>	<b>28</b>	<b>0-0</b>	<b>1.0-1</b>	<b>0</b>	<b>4</b>	<b>0</b>	<b>0</b>



2020 GAME-BY-GAME							
Opponent	Tackles	Sacks	TFL-Y	FC	PBU	Int.	QBH
at Texas State	3	0-0	0-0	0	0	0	0
vs. SFA	3	0-0	0-0	0	0	0	0
vs. MT	5	0-0	1.0-2	0	0	0	0
at UAB	5	0-0	1.0-2	0	0	0	1
at #15 BYU	7	0-0	1.0-2	0	0	0	0
vs. Army	2	0-0	1.0-3	0	1	0	0
vs. LA Tech	6	0-0	0-0	1	0	1	0
at FAU	2	0-0	0-0	0	0	0	0
vs. UTEP	2	0-0	0-0	0	0	0	0
at Southern Miss	3	0-0	0-0	0	0	0	0
vs. North Texas	4	0-0	0-0	0	1	0	0
#16 Louisiana	8	0-0	0-0	0	0	0	1
<b>Totals</b>	<b>50</b>	<b>0-0</b>	<b>4.0-9</b>	<b>1</b>	<b>2</b>	<b>1</b>	<b>2</b>

2019 GAME-BY-GAME							
Opponent	Tackles	Sacks	TFL-Y	FC	PBU	Int.	QBH
vs. UIW	DNP						
at Baylor	0	0-0	0-0	0	0	0	0
vs. Army	0	0-0	0-0	0	0	0	0
at UNT	0	0-0	0-0	0	0	0	0
at UTEP	0	0-0	0-0	0	0	0	0
vs. UAB	2	0-0	0-0	1	0	0	0
vs. Rice	2	0-0	0-0	0	0	0	0
at Texas A&M	0	0-0	0-0	0	0	0	0
at ODU	0	0-0	0-0	0	0	0	0
vs. USM	0	0-0	0-0	0	0	0	0
vs. FAU	0	0-0	0-0	0	0	0	0
at LA Tech	1	0-0	0-0	0	0	0	0
<b>Totals</b>	<b>10</b>	<b>0-0</b>	<b>0-0</b>	<b>1</b>	<b>0</b>	<b>0</b>	<b>0</b>



**27**

JARRETT  
PRESTON

SAFETY

6-0 • 190 • Junior - 21  
Missouri City, Texas

CAREER STATISTICS									
Year	Pos.	G-GS	Tackles	Sacks-Yds.	TFL-Yds.	FF	FR	PBU	QBH
2018	LB	4-0	0	0-0	0-0	0	0	0	0
2019	LB	12-0	7	0-0	0-0	0	0	0	0
2020	S	8-0	3	0-0	0-0	0	0	0	0
2021	S	6-0	3	0-0	1.0-4	0	0	0	0
<b>Totals</b>		<b>30-0</b>	<b>13</b>	<b>0-0</b>	<b>1.0-4</b>	<b>0</b>	<b>0</b>	<b>0</b>	<b>0</b>

2021 GAME-BY-GAME							
Opponent	Tackles	Sacks	TFL-Y	FC	PBU	Int.	QBH
at Illinois	0	0-0	0-0	0	0	0	0
vs. Lamar	2	0-0	1.0-4	0	0	0	0
vs. Middle Tenn.	0	0-0	0-0	0	0	0	0
at Memphis			DNP				
vs. UNLV			DNP				
at WKU	0	0-0	0-0	0	0	0	0
vs. Rice	1	0-0	0-0	0	0	0	0
at LA Tech	0	0-0	0-0	0	0	1	0
at UTEP			DNP				
<b>Totals</b>	<b>3</b>	<b>0-0</b>	<b>1.0-4</b>	<b>0</b>	<b>0</b>	<b>1</b>	<b>0</b>

2020 GAME-BY-GAME							
Opponent	Tackles	Sacks	TFL-Y	FC	PBU	Int.	QBH
at Texas State	2	0-0	0-0	0	0	0	0
vs. SFA	0	0-0	0-0	0	0	0	0
vs. MT	0	0-0	0-0	0	0	0	0
at UAB	0	0-0	0-0	0	0	0	0
at #15 BYU	0	0-0	0-0	0	0	0	0
vs. Army	0	0-0	0-0	0	0	0	0
vs. LA Tech	1	0-0	0-0	0	0	0	0
at FAU			DNP				
vs. UTEP			DNP				
at Southern Miss			DNP				
vs. North Texas			DNP				
vs. #16 Louisiana	0	0-0	0-0	0	0	0	0
<b>Totals</b>	<b>3</b>	<b>0-0</b>	<b>0-0</b>	<b>0</b>	<b>0</b>	<b>0</b>	<b>0</b>

2019 GAME-BY-GAME							
Opponent	Tackles	Sacks	TFL-Y	FC	PBU	Int.	QBH
vs. UIW	0	0-0	0-0	0	0	0	0
at Baylor	1	0-0	0-0	0	0	0	0
vs. Army	0	0-0	0-0	0	0	0	0
at UNT	1	0-0	0-0	0	0	0	0
at UTEP	1	0-0	0-0	0	0	0	0
vs. UAB	0	0-0	0-0	0	0	0	0
vs. Rice	0	0-0	0-0	0	0	0	0
at Texas A&M	1	0-0	0-0	0	0	0	0
at ODU	0	0-0	0-0	0	0	0	0
vs. USM	0	0-0	0-0	0	0	0	0
vs. FAU	1	0-0	0-0	0	0	0	0
at LA Tech	0	0-0	0-0	0	0	0	0
<b>Totals</b>	<b>7</b>	<b>0-0</b>	<b>0-0</b>	<b>0</b>	<b>0</b>	<b>0</b>	<b>0</b>



**17**

DRU  
PROX

INSIDE LINEBACKER

6-2 • 225 • Senior - TR  
Kaufman, Texas

CAREER STATISTICS (2017-20 AT KANSAS)									
Year	Pos.	G-GS	Tackles	Sacks-Yds.	TFL-Yds.	FF	FR	PBU	QBH
2017	LB	7-0	12	0-0	0.5-1	0	0	0	0
2018	LB	12-0	4	0-0	0-0	0	0	0	0
2019	LB	4-4	39	2.0-22	2.5-22	1	0	1	0
2020	LB	3-3	23	0-0	3.5-17	0	0	0	0
2021	LB	8-1	16	1.5-13	2.0-14	1	0	0	1
<b>Totals</b>		<b>34-8</b>	<b>93</b>	<b>3.5-35</b>	<b>8.5-54</b>	<b>2</b>	<b>0</b>	<b>1</b>	<b>1</b>

2021 GAME-BY-GAME							
Opponent	Tackles	Sacks	TFL-Y	FC	PBU	Int.	QBH
at Illinois	3	0-0	0.5-1	0	0	0	0
vs. Lamar	1	0-0	0-0	0	0	0	0
vs. Middle Tenn.			DNP				
at Memphis	3	0-0	0-0	0	0	0	0
vs. UNLV	1	1.0-10	1.0-10	1	0	0	0
at WKU	1	0-0	0-0	0	0	0	0
vs. Rice	2	0.5-3	0.5-3	0	0	0	1
at LA Tech	1	0-0	0-0	0	0	0	0
at UTEP	4	0-0	0-0	0	0	0	0
<b>Totals</b>	<b>16</b>	<b>1.5-13</b>	<b>2.0-14</b>	<b>1</b>	<b>0</b>	<b>0</b>	<b>1</b>



**40**

JIMMORI  
ROBINSON

OUTSIDE LINEBACKER

6-6 • 235 • Sophomore - TR  
Alexandria, Va.

CAREER STATISTICS									
Year	Pos.	G-GS	Tackles	Sacks-Yds.	TFL-Yds.	FF	FR	PBU	QBH
2021	LB	3-0	2	0-0	0-0	0	0	0	0
<b>Totals</b>		<b>3-0</b>	<b>2</b>	<b>0-0</b>	<b>0-0</b>	<b>0</b>	<b>0</b>	<b>0</b>	<b>0</b>

2021 GAME-BY-GAME							
Opponent	Tackles	Sacks	TFL-Y	FC	PBU	Int.	QBH
at Illinois			DNP				
vs. Lamar	1	0-0	0-0	0	0	0	0
vs. Middle Tenn.	0	0-0	0-0	0	0	0	0
at Memphis			DNP				
vs. UNLV			DNP				
at WKU			DNP				
vs. Rice	1	0-0	0-0	0	0	0	0
at LA Tech			DNP				
at UTEP			DNP				
<b>Totals</b>	<b>2</b>	<b>0-0</b>	<b>0-0</b>	<b>0</b>	<b>0</b>	<b>0</b>	<b>0</b>



# 21

## KEN ROBINSON

### CORNERBACK

5-11 • 175 • Sophomore - 1L  
Grand Prairie, Texas

#### CAREER STATISTICS

Year	Pos.	G-GS	Tackles	Sacks-Yds.	TFL-Yds.	FF	FR	PBU	QBH
2019	CB	4-0	1	0-0	0-0	0	0	0	0
2020	CB	9-5	28	0-0	1.0-2	1	0	3	0
2021	CB	9-2	19	0-0	2.5-5	0	0	6	0
<b>Totals</b>		<b>22-8</b>	<b>48</b>	<b>0-0</b>	<b>3.5-7</b>	<b>1</b>	<b>0</b>	<b>9</b>	<b>0</b>

#### 2021 GAME-BY-GAME

Opponent	Tackles	Sacks	TFL-Y	FC	PBU	Int.	QBH
at Illinois	0	0-0	0-0	0	1	0	0
vs. Lamar	3	0-0	1.0-1	0	0	0	0
vs. Middle Tenn.	0	0-0	0-0	0	0	0	0
at Memphis	0	0-0	0-0	0	0	0	0
vs. UNLV	1	0-0	0-0	0	0	0	0
at WKU	5	0-0	0-0	0	3	0	0
vs. Rice	5	0-0	1.5-4	0	0	0	0
at LA Tech	4	0-0	0-0	0	0	0	0
at UTEP	1	0-0	0-0	0	2	0	0
<b>Totals</b>	<b>19</b>	<b>0-0</b>	<b>2.5-5</b>	<b>0</b>	<b>6</b>	<b>0</b>	<b>0</b>

#### 2020 GAME-BY-GAME

Opponent	Tackles	Sacks	TFL-Y	FC	PBU	Int.	QBH
at Texas State		DNP					
vs. SFA		DNP					
vs. MT		DNP					
at UAB	0	0-0	0-0	0	0	0	0
at #15 BYU	3	0-0	0-0	0	0	0	0
vs. Army	10	0-0	0-0	1	0	0	0
vs. LA Tech	2	0-0	1.0-2	0	0	0	0
at FAU	2	0-0	0-0	0	0	0	0
vs. UTEP	5	0-0	0-0	0	1	0	0
at Southern Miss	4	0-0	0-0	0	0	0	0
vs. North Texas	1	0-0	0-0	0	1	0	0
vs. #16 Louisiana	1	0-0	0-0	0	1	0	0
<b>Totals</b>	<b>28</b>	<b>0-0</b>	<b>1.0-2</b>	<b>1</b>	<b>3</b>	<b>0</b>	<b>0</b>

#### 2019 GAME-BY-GAME

Opponent	Tackles	Sacks	TFL-Y	FC	PBU	Int.	QBH
vs. UIW	0	0-0	0-0	0	0	0	0
at Baylor	1	0-0	0-0	0	0	0	0
vs. Army		DNP					
at UNT	0	0-0	0-0	0	0	0	0
at UTEP		DNP					
vs. UAB		DNP					
vs. Rice		DNP					
at Texas A&M		DNP					
at ODU		DNP					
vs. USM		DNP					
vs. FAU		DNP					
at LA Tech	0	0-0	0-0	0	0	0	0
<b>Totals</b>	<b>1</b>	<b>0-0</b>	<b>0-0</b>	<b>0</b>	<b>0</b>	<b>0</b>	<b>0</b>



# 13

## JAMAL SAM

### SAFETY

5-9 • 185 • Sophomore - 1L  
New Orleans, La.

#### CAREER STATISTICS

Year	Pos.	G-GS	Tackles	Sacks-Yds.	TFL-Yds.	FF	FR	PBU	QBH
2019	S	12-2	24	0-0	0.5-1	2	0	0	0
2020	S	0-0	0	0-0	0-0	0	0	0	0
2021	S	5-0	15	1.0-9	1.0-9	0	0	1	0
<b>Totals</b>		<b>17-2</b>	<b>39</b>	<b>1.0-9</b>	<b>1.5-10</b>	<b>2</b>	<b>0</b>	<b>1</b>	<b>0</b>

#### 2021 GAME-BY-GAME

Opponent	Tackles	Sacks	TFL-Y	FC	PBU	Int.	QBH
at Illinois		DNP					
vs. Lamar		DNP					
vs. Middle Tenn.		DNP					
at Memphis		DNP					
vs. UNLV	2	0-0	0-0	0	0	1	0
at WKU	5	0-0	0-0	0	1	0	0
vs. Rice	3	0-0	0-0	0	0	0	0
at LA Tech	3	1.0-9	1.0-9	0	0	0	0
at UTEP	2	0-0	0-0	0	0	0	0
<b>Totals</b>	<b>15</b>	<b>1.0-9</b>	<b>1.0-9</b>	<b>0</b>	<b>1</b>	<b>1</b>	<b>0</b>

#### 2019 GAME-BY-GAME

Opponent	Tackles	Sacks	TFL-Y	FC	PBU	Int.	QBH
vs. UIW	0	0-0	0-0	0	0	0	0
at Baylor	5	0-0	0-0	1	0	0	0
vs. Army	1	0-0	0-0	0	0	0	0
at UNT	1	0-0	0-0	0	0	0	0
at UTEP	1	0-0	0-0	0	0	0	0
vs. UAB	0	0-0	0-0	0	0	0	0
vs. Rice	2	0-0	0-0	0	0	0	0
at Texas A&M	1	0-0	0-0	0	0	0	0
at ODU	0	0-0	0-0	0	0	0	0
vs. USM	5	0-0	0-0	1	0	0	0
vs. FAU	5	0-0	0.5-1	0	0	0	0
at LA Tech	3	0-0	0-0	0	0	0	0
<b>Totals</b>	<b>24</b>	<b>0-0</b>	<b>0.5-1</b>	<b>2</b>	<b>0</b>	<b>0</b>	<b>0</b>



# 87

## GAVIN SHARP

### TIGHT END

6-5 • 235 • Senior - 3L  
Leander, Texas

#### CAREER STATISTICS

Year	G-GS	Att.	Yds.	Avg.	TD	LG	Rec.	Yds.	Avg.	TD	LG
2018	12-8	0	0	0	0	0	16	114	7.1	0	36
2019	11-4	0	0	0	0	0	11	74	6.7	1	15
2020	9-2	0	0	0	0	0	6	67	11.2	0	21
2021	6-0	0	0	0	0	0	3	39	13.0	0	18
<b>Totals</b>	<b>38-14</b>	<b>0</b>	<b>0</b>	<b>0</b>	<b>0</b>	<b>0</b>	<b>38</b>	<b>294</b>	<b>8.2</b>	<b>1</b>	<b>36</b>

#### 2021 GAME-BY-GAME

Opponent	Att.	Yds.	TD	Long	Rec.	Yds.	TD	Long
at Illinois								
vs. Lamar	0	0	0	0	0	0	0	0
vs. MT								
at Memphis	0	0	0	0	0	0	0	0
vs. UNLV	0	0	0	0	0	0	0	0
at WKU								
vs. Rice	0	0	0	0	0	0	0	0
at LA Tech	0	0	0	0	1	10	0	10
at UTEP	0	0	0	0	2	29	0	18
<b>Totals</b>	<b>0</b>	<b>0</b>	<b>0</b>	<b>0</b>	<b>3</b>	<b>10</b>	<b>0</b>	<b>10</b>

#### 2020 GAME-BY-GAME

Opponent	Att.	Yds.	TD	Long	Rec.	Yds.	TD	Long
at Texas St.	0	0	0	0	1	2	0	2
vs. SFA	0	0	0	0	1	8	0	8
vs. MT	0	0	0	0	1	17	0	17
at UAB	0	0	0	0	0	0	0	0
at #15 BYU	0	0	0	0	1	21	0	21
vs. Army								
vs. LA Tech	0	0	0	0	2	19	0	10
at FAU	0	0	0	0	0	0	0	0
vs. UTEP								
at S. Miss								
vs. UNT	0	0	0	0	0	0	0	0
vs. #16 LA	0	0	0	0	0	0	0	0
<b>Totals</b>	<b>0</b>	<b>0</b>	<b>0</b>	<b>0</b>	<b>6</b>	<b>67</b>	<b>0</b>	<b>21</b>

2019 GAME-BY-GAME									
	Att.	Yds.	TD	Long	Rec.	Yds.	TD	Long	
vs. UIW	0	0	0	0	3	18	1	10	
at Baylor	0	0	0	0	0	0	0	0	
vs. Army	0	0	0	0	3	23	0	12	
at UNT	0	0	0	0	0	0	0	0	
at UTEP	0	0	0	0	0	0	0	0	
vs. UAB	0	0	0	0	0	0	0	0	
vs. Rice	0	0	0	0	1	9	0	9	
at TAMU	0	0	0	0	2	20	0	15	
at ODU									DNP
vs. USM	0	0	0	0	1	0	0	0	
vs. FAU	0	0	0	0	0	0	0	0	
at LA Tech	0	0	0	0	1	4	0	4	
<b>Totals</b>	<b>0</b>	<b>0</b>	<b>0</b>	<b>0</b>	<b>11</b>	<b>74</b>	<b>1</b>	<b>15</b>	

2018 GAME-BY-GAME									
Opponent	Att.	Yds.	TD	Long	Rec.	Yds.	TD	Long	
at Ariz. St.	0	0	0	0	1	4	0	4	
vs. Baylor	0	0	0	0	1	5	0	5	
at Kansas St.	0	0	0	0	0	0	0	0	
vs. TXST	0	0	0	0	5	26	0	10	
vs. UTEP	0	0	0	0	1	4	0	4	
at Rice	0	0	0	0	1	0	0	0	
vs. LA Tech	0	0	0	0	1	0	0	0	
at USM	0	0	0	0	1	9	0	9	
at UAB	0	0	0	0	2	42	0	36	
vs. FIU	0	0	0	0	2	26	0	18	
at Marshall	0	0	0	0	1	-2	0	0	
vs. UNT	0	0	0	0	0	0	0	0	
<b>Totals</b>	<b>0</b>	<b>0</b>	<b>0</b>	<b>0</b>	<b>16</b>	<b>114</b>	<b>0</b>	<b>36</b>	



**22**

**RYAN SHOCKENCY**

**SAFETY**

**6-0 • 185 • Junior - 11  
Rosenberg, Texas**

CAREER STATISTICS									
Year	Pos.	G-GS	Tackles	Sacks-Yds.	TFL-Yds.	FF	FR	PBU	QBH
2020	S	9-0	3	0-0	0-0	0	0	0	0
2021	S	9-0	6	0-0	0-0	0	0	0	0
<b>Totals</b>		<b>18-0</b>	<b>15</b>	<b>0-0</b>	<b>0-0</b>	<b>0</b>	<b>0</b>	<b>0</b>	<b>0</b>

2021 GAME-BY-GAME									
Opponent	Tackles	Sacks	TFL-Y	FC	PBU	Int.	QBH		
at Illinois	0	0-0	0-0	0	0	0	0		
vs. Lamar	3	0-0	0-0	0	0	0	0		
vs. Middle Tenn.	0	0-0	0-0	0	0	0	0		
at Memphis	1	0-0	0-0	0	0	0	0		
vs. UNLV	0	0-0	0-0	0	0	0	0		
at WKU	0	0-0	0-0	0	0	0	0		
vs. Rice	2	0-0	0-0	0	0	0	0		
at LA Tech	0	0-0	0-0	0	0	0	0		
at UTEP	0	0-0	0-0	0	0	0	0		
<b>Totals</b>	<b>6</b>	<b>0-0</b>	<b>0-0</b>	<b>0</b>	<b>0</b>	<b>0</b>	<b>0</b>		

2020 GAME-BY-GAME									
Opponent	Tackles	Sacks	TFL-Y	FC	PBU	Int.	QBH		
at Texas State		DNP							
vs. SFA		DNP							
vs. MT	0	0-0	0-0	0	0	0	0		
at UAB	0	0-0	0-0	0	0	0	0		
at #15 BYU	1	0-0	0-0	0	0	0	0		
vs. Army	0	0-0	0-0	0	0	0	0		
vs. LA Tech	0	0-0	0-0	0	0	0	0		
at FAU		DNP							
vs. UTEP	0	0-0	0-0	0	0	0	0		
at Southern Miss	1	0-0	0-0	0	0	0	0		
vs. North Texas	0	0-0	0-0	0	0	0	0		
vs. #16 Louisiana	1	0-0	0-0	0	0	0	0		
<b>Totals</b>	<b>3</b>	<b>0-0</b>	<b>0-0</b>	<b>0</b>	<b>0</b>	<b>0</b>	<b>0</b>		



**17**

**ASYRUS SIMON**

**DEFENSIVE LINE**

**6-4 • 265 • Sophomore - 11  
Humble, Texas**

CAREER STATISTICS									
Year	Pos.	G-GS	Tackles	Sacks-Yds.	TFL-Yds.	FF	FR	PBU	QBH
2020	DL	2-0	3	0-0	0-0	0	0	0	0
2021	DL	9-0	16	0.5-3	2.0-7	0	0	0	0
<b>Totals</b>		<b>11-0</b>	<b>19</b>	<b>0.5-3</b>	<b>2.0-7</b>	<b>0</b>	<b>0</b>	<b>0</b>	<b>0</b>

2021 GAME-BY-GAME									
Opponent	Tackles	Sacks	TFL-Y	FC	PBU	Int.	QBH		
at Illinois	1	0-0	0-0	0	0	0	0		
vs. Lamar	4	0-0	0-0	0	0	0	0		
vs. Middle Tenn.	1	0-0	0-0	0	0	0	0		
at Memphis	3	0-0	0-0	0	0	0	0		
vs. UNLV	0	0-0	0-0	0	0	0	0		
at WKU	2	0-0	0-0	0	0	0	0		
vs. Rice	1	0-0	0-0	0	0	0	0		
at LA Tech	4	0.5-3	2.0-7	0	0	0	0		
at UTEP	0	0-0	0-0	0	0	0	0		
<b>Totals</b>	<b>16</b>	<b>0.5-3</b>	<b>2.0-7</b>	<b>0</b>	<b>0</b>	<b>0</b>	<b>0</b>		

2020 GAME-BY-GAME									
Opponent	Tackles	Sacks	TFL-Y	FC	PBU	Int.	QBH		
at Texas State		DNP							
vs. SFA		DNP							
vs. MT		DNP							
at UAB		DNP							
at #15 BYU	2	0-0	0-0	0	0	0	0		
vs. Army	1	0-0	0-0	0	0	0	0		
vs. LA Tech		DNP							
at FAU		DNP							
vs. UTEP		DNP							
at Southern Miss		DNP							
vs. North Texas		DNP							
vs. #16 Louisiana		DNP							
<b>Totals</b>	<b>3</b>	<b>0-0</b>	<b>0-0</b>	<b>0</b>	<b>0</b>	<b>0</b>	<b>0</b>		



**23**

**XAVIER SPENCER**

**CORNERBACK**

**6-1 • 185 • Sophomore - 11  
Converse, Texas**

CAREER STATISTICS									
Year	Pos.	G-GS	Tackles	Sacks-Yds.	TFL-Yds.	FF	FR	PBU	QBH
2020	CB	10-0	7	0-0	0-0	0	0	0	0
2021	CB	9-0	5	0-0	0-0	0	0	0	0
<b>Totals</b>		<b>19-0</b>	<b>10</b>	<b>0-0</b>	<b>0-0</b>	<b>0</b>	<b>0</b>	<b>0</b>	<b>0</b>

2021 GAME-BY-GAME									
Opponent	Tackles	Sacks	TFL-Y	FC	PBU	Int.	QBH		
at Illinois	0	0-0	0-0	0	0	0	0		
vs. Lamar	0	0-0	0-0	0	0	0	0		
vs. Middle Tenn.	0	0-0	0-0	0	0	0	0		
at Memphis	0	0-0	0-0	0	0	0	0		
vs. UNLV	0	0-0	0-0	0	0	0	0		
at WKU	0	0-0	0-0	0	0	0	0		
vs. Rice	0	0-0	0-0	0	0	0	0		
at LA Tech	2	0-0	0-0	0	0	0	0		
at UTEP	3	0-0	0-0	0	0	0	0		
<b>Totals</b>	<b>5</b>	<b>0-0</b>	<b>0-0</b>	<b>0</b>	<b>0</b>	<b>0</b>	<b>0</b>		

2020 GAME-BY-GAME									
Opponent	Tackles	Sacks	TFL-Y	FC	PBU	Int.	QBH		
at Texas State	1	0-0	0-0	0	0	0	0		
vs. SFA	1	0-0	0-0	0	0	0	0		
vs. MT	2	0-0	0-0	0	0	0	0		
at UAB	1	0-0	0-0	0	0	0	0		
at #15 BYU	0	0-0	0-0	0	0	0	0		
vs. Army	0	0-0	0-0	0	0	0	0		
vs. LA Tech	2	0-0	0-0	0	0	0	0		
at FAU		DNP							
vs. UTEP		DNP							
at Southern Miss	0	0-0	0-0	0	0	0	0		
vs. North Texas	0	0-0	0-0	0	0	0	0		
vs. #16 Louisiana	0	0-0	0-0	0	0	0	0		
<b>Totals</b>	<b>7</b>	<b>0-0</b>	<b>0-0</b>	<b>0</b>	<b>0</b>	<b>0</b>	<b>0</b>		



15

CADE  
STOEVER

WIDE RECEIVER

5-10 • 190 • Junior - 1L  
Wimberley, Texas

CAREER STATISTICS

Year	G-GS	Att.	Yds.	Avg.	TD	LG	Rec.	Yds.	Avg.	TD	LG
2020	1-0	0	0	0.0	0	0	0	0	0.0	0	0
2021	4-0	0	0	0.0	0	0	3	89	29.7	0	60
<b>Totals</b>	<b>5-0</b>	<b>0</b>	<b>0</b>	<b>0.0</b>	<b>0</b>	<b>0</b>	<b>3</b>	<b>89</b>	<b>29.7</b>	<b>0</b>	<b>60</b>

2021 GAME-BY-GAME

Opponent	Att.	Yds.	TD	Long	Rec.	Yds.	TD	Long
at Illinois			DNP					
vs. Lamar	0	0	0	0	2	84	0	60
vs. MT	0	0	0	0	0	0	0	0
at Memphis			DNP					
vs. UNLV	0	0	0	0	0	0	0	0
at WKU			DNP					
vs. Rice	0	0	0	0	0	0	0	0
at LA Tech	0	0	0	0	0	0	0	0
at UTEP	0	0	0	0	1	5	0	5
<b>Totals</b>	<b>0</b>	<b>0</b>	<b>0</b>	<b>0</b>	<b>3</b>	<b>89</b>	<b>0</b>	<b>60</b>



7

DADRIAN  
TAYLOR

OUTSIDE LINEBACKER

5-11 • 175 • Senior - 3L  
Shiner, Texas

CAREER STATISTICS

Year	Pos.	G-GS	Tackles	Sacks-Yds.	TFL-Yds.	FF	FR	PBU	QBH
2018	S	12-0	12	0-0	0-0	0	0	2	0
2019	S	10-2	9	0-0	0-0	0	0	0	0
2020	OLB	10-4	17	0-0	3.0-3	0	1	2	1
2021	OLB	9-2	33	2.5-13	3.5-14	0	0	0	0
<b>Totals</b>		<b>41-8</b>	<b>71</b>	<b>2.5-13</b>	<b>6.5-17</b>	<b>0</b>	<b>1</b>	<b>4</b>	<b>1</b>

2021 GAME-BY-GAME

Opponent	Tackles	Sacks	TFL-Y	FC	PBU	Int.	QBH
at Illinois	6	0-0	0-0	0	0	0	0
vs. Lamar	2	0-0	0-0	0	0	0	0
vs. Middle Tenn.	0	0-0	0-0	0	0	0	0
at Memphis	2	0-0	1.0-1	0	0	0	0
vs. UNLV	7	2.0-10	2.0-10	0	0	0	0
at WKU	8	0-0	0-0	0	0	0	0
vs. Rice	3	0.5-3	0.5-3	0	0	0	0
at LA Tech	5	0-0	0-0	0	0	1	0
at UTEP	0	0-0	0-0	0	0	0	0
<b>Totals</b>	<b>33</b>	<b>2.5-13</b>	<b>3.5-14</b>	<b>0</b>	<b>0</b>	<b>1</b>	<b>0</b>

2020 GAME-BY-GAME							
Opponent	Tackles	Sacks	TFL-Y	FC	PBU	Int.	QBH
at Texas State	1	0-0	0-0	0	0	0	0
vs. SFA	1	0-0	0-0	0	0	0	0
vs. MT		DNP					
at UAB	3	0-0	1.0-1	0	1	0	0
at #15 BYU	1	0-0	0-0	0	0	0	1
vs. Army	0	0-0	0-0	0	0	0	0
vs. LA Tech	4	0-0	0-0	0	1	0	0
at FAU	2	0-0	0-0	0	0	0	0
vs. UTEP	2	0-0	0-0	0	0	0	0
at Southern Miss	3	0-0	2.0-2	0	0	0	0
vs. North Texas		DNP					
vs. #16 Louisiana	0	0-0	0-0	0	0	0	0
<b>Totals</b>	<b>17</b>	<b>0-0</b>	<b>3.0-3</b>	<b>0</b>	<b>2</b>	<b>0</b>	<b>1</b>

2019 GAME-BY-GAME							
Opponent	Tackles	Sacks	TFL-Y	FC	PBU	Int.	QBH
vs. UIW	4	0-0	0-0	0	0	0	0
at Baylor	0	1.0-2	0-0	0	0	0	0
vs. Army		DNP					
at UNT	0	0-0	0-0	0	0	0	0
at UTEP	1	0-0	0-0	0	0	0	0
vs. UAB	0	0-0	0-0	0	0	0	0
vs. Rice	0	0-0	0-0	0	0	0	0
at Texas A&M	2	0-0	0-0	0	0	1	0
at ODU	0	0-0	0-0	0	0	0	0
vs. USM	2	0-0	0-0	0	0	0	0
vs. FAU	0	0-0	0-0	0	0	0	0
at LA Tech		DNP					
<b>Totals</b>	<b>9</b>	<b>0-0</b>	<b>0-0</b>	<b>0</b>	<b>0</b>	<b>1</b>	<b>0</b>

2018 GAME-BY-GAME							
Opponent	Tackles	Sacks	TFL-Y	FC	PBU	Int.	QBH
at Arizona State	0	0-0	0-0	0	0	0	0
vs. Baylor	0	0-0	0-0	0	0	0	0
at Kansas State	0	0-0	0-0	0	0	0	0
vs. Texas State	0	0-0	0-0	0	0	0	0
vs. UTEP	1	0-0	0-0	0	0	0	0
at Rice	0	0-0	0-0	0	0	0	0
vs. LA Tech	1	0-0	0-0	0	0	0	0
at Southern Miss	2	0-0	0-0	0	1	0	0
at UAB	2	0-0	0-0	0	0	0	0
vs. FIU	3	0-0	0-0	0	1	0	0
at Marshall	1	0-0	0-0	0	1	0	0
vs. North Texas	2	0-0	0-0	0	0	0	0
<b>Totals</b>	<b>12</b>	<b>0-0</b>	<b>0-0</b>	<b>0</b>	<b>2</b>	<b>0</b>	<b>0</b>



12

DONYAI  
TAYLOR

OUTSIDE LINEBACKER

6-1 • 205 • Sophomore - 1L  
Shiner, Texas

CAREER STATISTICS

Year	Pos.	G-GS	Tackles	Sacks-Yds.	TFL-Yds.	FF	FR	PBU	QBH
2020	S	12-0	10	0-0	0-0	0	0	0	0
2021	OLB	9-0	10	0-0	0-0	0	0	0	0
<b>Totals</b>		<b>21-0</b>	<b>20</b>	<b>0-0</b>	<b>0-0</b>	<b>0</b>	<b>0</b>	<b>0</b>	<b>0</b>

2021 GAME-BY-GAME

Opponent	Tackles	Sacks	TFL-Y	FC	PBU	Int.	QBH
at Illinois	0	0-0	0-0	0	0	0	0
vs. Lamar	2	0-0	0-0	0	0	0	0
vs. Middle Tenn.	1	0-0	0-0	0	0	0	0
at Memphis	1	0-0	0-0	0	0	0	0
vs. UNLV	0	0-0	0-0	0	0	0	0
at WKU	2	0-0	0-0	0	0	0	0
vs. Rice	3	0-0	0-0	0	0	0	0
at LA Tech	1	0-0	0-0	0	0	0	0
at UTEP	0	0-0	0-0	0	0	0	0
<b>Totals</b>	<b>10</b>	<b>0-0</b>	<b>0-0</b>	<b>0</b>	<b>0</b>	<b>0</b>	<b>0</b>

2020 GAME-BY-GAME

Opponent	Tackles	Sacks	TFL-Y	FC	PBU	Int.	QBH
at Texas State	1	0-0	0-0	0	0	0	0
vs. SFA	0	0-0	0-0	0	0	0	0
vs. MT	1	0-0	0-0	0	0	1	0
at UAB	0	0-0	0-0	0	0	0	0
at #15 BYU	0	0-0	0-0	0	0	0	0
vs. Army	1	0-0	0-0	0	0	0	0
vs. LA Tech	1	0-0	0-0	0	0	0	0
at FAU	0	0-0	0-0	0	0	0	0
vs. UTEP	2	0-0	0-0	0	0	0	0
at Southern Miss	1	0-0	0-0	0	0	0	0
vs. North Texas	2	0-0	0-0	0	0	0	0
vs. #16 Louisiana	1	0-0	0-0	0	0	0	0
<b>Totals</b>	<b>10</b>	<b>0-0</b>	<b>0-0</b>	<b>0</b>	<b>0</b>	<b>1</b>	<b>0</b>



**1**  
**LEROY**  
**WATSON**  
**TIGHT END**

**6-5 • 275 • Senior - 2L**  
**Snellville, Ga.**

**CAREER STATISTICS**

Year	G-GS	Att.	Yds.	Avg.	TD	LG	Rec.	Yds.	Avg.	TD	LG
2019	12-10	0	0	0	0	0	4	56	14.0	1	37
2020	12-11	0	0	0	0	0	14	176	12.6	0	26
2021	9-9	1	1	1.0	0	1	2	21	10.5	0	13
<b>Totals</b>	<b>33-30</b>	<b>1</b>	<b>1</b>	<b>1.0-</b>	<b>0</b>	<b>1</b>	<b>20</b>	<b>253</b>	<b>12.6</b>	<b>1</b>	<b>37</b>

**2021 GAME-BY-GAME**

Opponent	Att.	Yds.	TD	Long	Rec.	Yds.	TD	Long
at Illinois	0	0	0	0	0	0	0	0
vs. Lamar	0	0	0	0	1	13	0	13
vs. MT	0	0	0	0	0	0	0	0
at Memphis	0	0	0	0	0	0	0	0
vs. UNLV	0	0	0	0	0	0	0	0
at WKU	0	0	0	0	0	0	0	0
vs. Rice	0	0	0	0	0	0	0	0
at LA Tech	0	0	0	0	1	8	0	8
at UTEP	1	1	0	1	0	0	0	0
<b>Totals</b>	<b>1</b>	<b>1</b>	<b>0</b>	<b>1</b>	<b>2</b>	<b>21</b>	<b>0</b>	<b>13</b>

**2020 GAME-BY-GAME**

Opponent	Att.	Yds.	TD	Long	Rec.	Yds.	TD	Long
at Texas St.	0	0	0	0	0	0	0	0
vs. SFA	0	0	0	0	1	19	0	19
vs. MT	0	0	0	0	2	23	0	15
at UAB	0	0	0	0	1	-1	0	0
at #15 BYU	0	0	0	0	3	49	0	24
vs. Army	0	0	0	0	0	0	0	0
vs. LA Tech	0	0	0	0	0	0	0	0
at FAU								DNP
vs. UTEP	0	0	0	0	4	46	0	26
at S. Miss	0	0	0	0	0	0	0	0
vs. UNT	0	0	0	0	1	3	0	3
vs. #16 LA	0	0	0	0	2	37	0	23
<b>Totals</b>	<b>0</b>	<b>0</b>	<b>0</b>	<b>0</b>	<b>14</b>	<b>176</b>	<b>0</b>	<b>26</b>

**2019 GAME-BY-GAME**

Opponent	Att.	Yds.	TD	Long	Rec.	Yds.	TD	Long
vs. UIW	0	0	0	0	1	12	0	12
at Baylor	0	0	0	0	0	0	0	0
vs. Army	0	0	0	0	1	37	0	37
at UNT	0	0	0	0	0	0	0	0
at UTEP	0	0	0	0	0	0	0	0
vs. UAB	0	0	0	0	0	0	0	0
vs. Rice	0	0	0	0	0	0	0	0
at TAMU	0	0	0	0	0	0	0	0
at ODU	0	0	0	0	0	0	0	0
vs. USM	0	0	0	0	1	5	0	5
vs. FAU	0	0	0	0	1	2	1	2
at LA Tech	0	0	0	0	0	0	0	0
<b>Totals</b>	<b>0</b>	<b>0</b>	<b>0</b>	<b>0</b>	<b>4</b>	<b>56</b>	<b>1</b>	<b>37</b>



**19**  
**JULON**  
**WILLIAMS**  
**WIDE RECEIVER**

**5-9 • 190 • Junior - 1L**  
**Converse, Texas**

**CAREER STATISTICS (2018 AT HOUSTON)**

Year	G-GS	Att.	Yds.	Avg.	TD	LG	Rec.	Yds.	Avg.	TD	LG
2018	2-0	0	0	0	0	0	3	61	20.3	0	48
2020	9-0	0	0	0	0	0	5	22	4.4	0	11
2021	2-0	0	0	0	0	0	0	0	0	0	0
<b>Totals</b>	<b>13-0</b>	<b>0</b>	<b>0</b>	<b>0</b>	<b>0</b>	<b>0</b>	<b>5</b>	<b>22</b>	<b>4.4</b>	<b>0</b>	<b>11</b>

**2021 GAME-BY-GAME**

Opponent	Att.	Yds.	TD	Long	Rec.	Yds.	TD	Long
at Illinois								DNP
vs. Lamar	0	0	0	0	0	0	0	0
vs. MT								DNP
at Memphis								DNP
vs. UNLV								DNP
at WKU								DNP
vs. Rice	0	0	0	0	0	0	0	0
at LA Tech								DNP
at UTEP								DNP
<b>Totals</b>	<b>0</b>	<b>0</b>	<b>0</b>	<b>0</b>	<b>0</b>	<b>0</b>	<b>0</b>	<b>0</b>

**2020 GAME-BY-GAME**

Opponent	Att.	Yds.	TD	Long	Rec.	Yds.	TD	Long
at Texas St.	0	0	0	0	0	0	0	0
vs. SFA	0	0	0	0	0	0	0	0
vs. MT	0	0	0	0	1	1	0	1
at UAB								DNP
at #15 BYU	0	0	0	0	1	-1	0	0
vs. Army								DNP
vs. LA Tech	0	0	0	0	1	10	0	10
at FAU	0	0	0	0	0	0	0	0
vs. UTEP	0	0	0	0	1	11	0	11
at S. Miss								DNP
vs. UNT	0	0	0	0	1	1	0	1
vs. #16 LA	0	0	0	0	0	0	0	0
<b>Totals</b>	<b>0</b>	<b>0</b>	<b>0</b>	<b>0</b>	<b>5</b>	<b>22</b>	<b>0</b>	<b>11</b>



**2**  
**CHARLES**  
**WILEY**  
**OUTSIDE LINEBACKER**

**6-3 • 255 • Senior - 1L**  
**Strockbridge, Ga.**

**CAREER STATISTICS (2017-19 AT OLE MISS)**

Year	Pos.	G-GS	Tackles	Sacks-Yds.	TFL-Yds.	FF	FR	PBU	QBH
2017	LB	9-0	6	0-0	1.0-2	0	0	0	0
2018	LB	12-3	24	2.5-10	6.0-19	0	0	0	0
2019	LB	12-0	27	3.0-21	5.0-25	0	0	0	0
2020	LB	12-11	43	2.0-19	10.0-46	0	1	1	4
2021	LB	9-9	27	2.5-34	7.5-45	0	1	1	4
<b>Totals</b>		<b>54-23</b>	<b>128</b>	<b>10.0-84</b>	<b>29.5-136</b>	<b>0</b>	<b>2</b>	<b>2</b>	<b>8</b>

**2021 GAME-BY-GAME**

Opponent	Tackles	Sacks	TFL-Y	FC	PBU	Int.	QBH
at Illinois	2	0-0	1.5-4	0	0	0	0
vs. Lamar	3	0-0	0-0	0	0	0	0
vs. Middle Tenn.	5	1.5-12	1.5-12	0	0	0	2
at Memphis	1	0-0	1.0-1	0	0	0	0
vs. UNLV	3	0-0	0.5-2	0	0	0	1
at WKU	5	0-0	0-0	0	1	0	0
vs. Rice	2	1.0-22	1.0-22	0	0	0	0
at LA Tech	3	0-0	1.0-3	0	0	0	0
at UTEP	3	0-0	1.0-1	0	0	0	1
<b>Totals</b>	<b>27</b>	<b>2.5-34</b>	<b>7.5-45</b>	<b>0</b>	<b>1</b>	<b>0</b>	<b>4</b>

**2020 GAME-BY-GAME**

Opponent	Tackles	Sacks	TFL-Y	FC	PBU	Int.	QBH
at Texas State	3	1.0-9	2.5-11	0	0	0	1
vs. SFA	1	0-0	1.0-3	0	0	0	0
vs. MT	5	0-0	0-0	0	0	0	1
at UAB	0	0-0	0-0	0	0	0	0
at #15 BYU	6	0-0	1.0-5	0	0	0	1
vs. Army	6	0-0	0-0	0	0	0	0
vs. LA Tech	3	0-0	0-0	0	0	0	0
at FAU	8	0-0	3.5-16	0	0	0	0
vs. UTEP	1	0-0	0-0	0	0	0	0
at Southern Miss	1	0-0	0-0	0	1	0	0
vs. North Texas	5	1.0-10	1.0-10	0	0	0	1
vs. #16 Louisiana	4	0-0	1.0-1	0	0	0	0
<b>Totals</b>	<b>43</b>	<b>2.0-19</b>	<b>10.0-46</b>	<b>0</b>	<b>1</b>	<b>0</b>	<b>4</b>



0

RASHAD WISDOM

SAFETY

5-9 • 205 • Junior - 21  
Converse, Texas

CAREER STATISTICS

Table with 10 columns: Year, Pos., G-GS, Tackles, Sacks-Yds., TFL-Yds., FF, FR, PBU, QBH. Rows for 2019, 2020, 2021, and Totals.

2021 GAME-BY-GAME

Table with 8 columns: Opponent, Tackles, Sacks, TFL-Y, FC, PBU, Int., QBH. Rows for various opponents and Totals.

2020 GAME-BY-GAME

Table with 8 columns: Opponent, Tackles, Sacks, TFL-Y, FC, PBU, Int., QBH. Rows for various opponents and Totals.

2019 GAME-BY-GAME

Table with 8 columns: Opponent, Tackles, Sacks, TFL-Y, FC, PBU, Int., QBH. Rows for various opponents and Totals.



3

TARIQ WOOLEN

CORNER BACK

6-4 • 205 • Senior - 31  
Fort Worth, Texas

CAREER OFFENSIVE STATISTICS

Table with 13 columns: Year, G-GS, Att., Yds., Avg., TD, LG, Rec., Yds., Avg., TD, LG. Rows for 2018, 2019, 2020, 2021, and Totals.

CAREER DEFENSIVE STATISTICS

Table with 13 columns: Year, Pos., G-GS, Tackles, Sacks-Yds., TFL-Yds., FF, FR, PBU, QBH. Rows for 2018, 2019, 2020, 2021, and Totals.

2021 GAME-BY-GAME

Table with 8 columns: Opponent, Tackles, Sacks, TFL-Y, FC, PBU, Int., QBH. Rows for various opponents and Totals.

2020 GAME-BY-GAME

Table with 8 columns: Opponent, Tackles, Sacks, TFL-Y, FC, PBU, Int., QBH. Rows for various opponents and Totals.

2019 GAME-BY-GAME

Table with 9 columns: Opponent, Att., Yds., TD, Long, Rec., Yds., TD, Long. Rows for various opponents and Totals.

2019 GAME-BY-GAME

Table with 8 columns: Opponent, Tackles, Sacks, TFL-Y, FC, PBU, Int., QBH. Rows for various opponents and Totals.

2018 GAME-BY-GAME

Table with 9 columns: Opponent, Att., Yds., TD, Long, Rec., Yds., TD, Long. Rows for various opponents and Totals.

# « CAREER RECORD WATCH »

## RUSHING

### Rushes

1. Sincere McCormick	637	2019-pres.
2. Jarveon Williams	474	2013-16
3. Jalen Rhodes	421	2015-18

### Rushing Yards

1. Sincere McCormick	3,510	2019-pres.
2. Jarveon Williams	2,393	2013-16
3. Jalen Rhodes	1,996	2015-18

### Rushing Yards Per Attempt (min. 150 attempts)

1. Sincere McCormick	5.51	2019-pres.
2. Jarveon Williams	5.05	2013-16
3. Jalen Rhodes	4.74	2015-18

### Rushing Yards Per Game (min. 10 games)

1. Sincere McCormick	109.7	2019-pres.
2. Jarveon Williams	55.7	2013-16
3. Frank Harris	43.6	2019-20

### Rushing Touchdowns

1. Sincere McCormick	29	2019-pres.
2. David Glasco II	20	2011-14
3. Jarveon Williams	19	2013-16
4. Jalen Rhodes	18	2015-18

## PASSING

### Passing Attempts

1. Eric Soza	966	2011-13
2. Dalton Sturm	811	2014-17
3. Frank Harris	594	2019-pres.
4. Lowell Narcisse	257	2019-20

### Passing Completions

1. Eric Soza	574	2011-13
2. Dalton Sturm	482	2014-17
3. Frank Harris	397	2019-pres.
4. Lowell Narcisse	142	2019-20

### Passing Yards

1. Eric Soza	6,952	2011-13
2. Dalton Sturm	5,768	2014-17
3. Frank Harris	4,195	2019-pres.
4. Lowell Narcisse	1,643	2019-pres.

### Passing Yards Per Game

1. Eric Soza	217.2	2011-13
2. Frank Harris	174.8	2019-pres.
3. Dalton Sturm	164.8	2014-17
4. Blake Bogenschutz	147.4	2014-15
5. Ryan Polite	120.8	2012

### Completion Percentage (min. 100 attempts)

1. Frank Harris	66.8	2019-pres.
2. Tucker Carter	59.5	2012-14
3. Eric Soza	59.4	2011-13
4. Dalton Sturm	59.4	2014-17
5. Blake Bogenschutz	58.5	2014-15

### Passing Efficiency (min. 100 attempts)

1. Frank Harris	140.72	2019-pres.
2. Dalton Sturm	134.7	2014-17
3. Eric Soza	130.8	2011-13
4. Lowell Narcisse	119.2	2019-pres.
5. Blake Bogenschutz	115.5	2014-15

### Passing Touchdown

1. Dalton Sturm	49	2014-17
2. Eric Soza	46	2011-13
3. Frank Harris	33	2019-pres.
4. Lowell Narcisse	11	2019-pres.

## RECEIVING

### Receptions

1. Zakhari Franklin	142	2019-pres.
2. Kam Jones	130	2011-14
3. Kerry Thomas Jr.	127	2014-17
4. Joshua Cephus	117	2019-pres.
5. Aaron Grubb	94	2012-15

### Receiving Yards

1. Zakhari Franklin	1,871	2019-pres.
2. Kerry Thomas Jr.	1,630	2014-17
3. Kam Jones	1,478	2011-14
4. Joshua Cephus	1,276	2019-pres.
5. Josh Stewart	1,200	2016-17

### Yards Per Reception (min. 40 receptions)

1. Kenny Bias	18.25	2011-15
2. Cole Hubble	16.34	2011-14
3. Josh Stewart	16.00	2016-17
4. Evans Okotcha	13.72	2011-13
5. Zakhari Franklin	13.17	2019-pres.

### Receiving Yards Per Game

1. Zakhari Franklin	69.3	2019-pres.
2. Josh Stewart	50.0	2016-17
3. Joshua Cephus	38.7	2019-pres.
4. Kerry Thomas Jr.	35.4	2014-17
5. Greg Campbell Jr.	34.3	2015-18

### Receiving Touchdowns

1. Zakhari Franklin	18	2019-pres.
2. Kerry Thomas Jr.	17	2014-17
3. Joshua Cephus	11	2019-pres.
4. David Morgan II	8	2011-15
Josh Stewart	8	2016-17
- De'Corian Clark	6	2019-pres.
- Tykee Ogle-Kellogg	6	2018-pres.

## MISCELLANEOUS

### Total Offense Yards

1. Eric Soza	7,970	2011-13
2. Dalton Sturm	6,995	2014-17
3. Frank Harris	5,195	2019-pres.
4. Sincere McCormick	3,510	2019-pres.
5. Jarveon Williams	2,396	2013-16

### Total Offense Yards Per Game (min. 10 games)

1. Eric Soza	249.1	2011-13
2. Frank Harris	216.5	2019-pres.
3. Dalton Sturm	199.9	2014-17
4. Lowell Narcisse	150.7	2019-pres.
5. Sincere McCormick	109.7	2019-pres.

### All-Purpose Yards

1. Sincere McCormick	3,940	2019-pres.
2. Jarveon Williams	3,463	2013-16
3. Kam Jones	3,144	2011-14
4. Jalen Rhodes	2,469	2015-18

### All-Purpose Yards Per Game

1. Sincere McCormick	123.1	2019-pres.
2. Jarveon Williams	80.5	2013-16
3. Kam Jones	69.9	2011-14

### Games Played

1. B.J. Daniels	54	2016-pres.
2. Dominic Pastucci	50	2017-pres.
3. Eric Banks	48	2016-19
DeQuarius Henry	48	2017-pres.
5. Carl Austin III	47	2015-19
Jarrod Carter-McLin	47	2016-19
Reed Darragh	47	2013-17
C.J. Levine	47	2015-18
Andrew Martel	47	2016-19
Yannis Routsas	47	2015-18
- Jaylon Haynes	46	2016-pres.
- Lorenzo Dantzler	45	2018-pres.

## SCORING

### Points

1. Sincere McCormick	180	2019-pres.
2. David Glasco II	134	2011-14
2. Jarveon Williams	120	2013-16
Jalen Rhodes	120	2015-18
5. Evans Okotcha	114	2011-13

### Points by a Kicker

1. Sean Ianno	256	2011-14
2. Hunter Duplessis	235	2017-pres.
3. Jared Sackett	140	2017-18
4. Victor Falcon	86	2015-17

### Touchdowns

1. Sincere McCormick	30	2019-pres.
David Glasco II	22	2011-14
3. Jarveon Williams	20	2013-16
Jalen Rhodes	20	2015-18
5. Evans Okotcha	19	2011-13

### Touchdowns Responsible For

1. Eric Soza	62	2011-13
2. Dalton Sturm	56	2014-17
3. Frank Harris	47	2019-pres.
4. Sincere McCormick	29	2019-pres.

### Extra Points

1. Sean Ianno	109	2011-14
Hunter Duplessis	109	2017-20
3. Victor Falcon	47	2015-17
4. Jared Sackett	41	2017-18

### Field Goals

1. Sean Ianno	49	2011-14
2. Hunter Duplessis	42	2017-pres.
3. Jared Sackett	33	2017-18
4. Victor Falcon	13	2015-17

## SPECIAL TEAMS

### Kickoffs

1. Daniel Portillo	179	2014-17
2. Sean Ianno	157	2011-14
3. Hunter Duplessis	135	2017-pres.
4. Matthew Cluck	51	2019

### Touchbacks

1. Daniel Portillo	62	2014-17
2. Hunter Duplessis	51	2017-pres.
3. Sean Ianno	49	2011-14
4. Josh Ward	29	2011-14
5. Matthew Cluck	20	2019

### Punts

1. Yannis Routsas	254	2015-18
2. Kristian Stern	172	2011-14
3. Lucas Dean	152	2019-pres.
4. Josh Ward	61	2011-14
5. Daniel Portillo	4	2014-17

### Punting Average (min 40 attempts)

1. Lucas Dean	43.38	2019-pres.
2. Yannis Routsas	41.48	2015-18
3. Kristian Stern	40.77	2011-14

### Punt Returns

1. Sheldon Jones	63	2018-pres.
2. Kenny Harrison	43	2011-14
3. JaBryce Taylor	21	2015-16

## DEFENSE

### Tackles For Loss

1. Marcus Davenport	38.0	2014-17
2. Kevin Strong Jr.	26.5	2015-18
3. Clarence Hicks	24.5	2019-pres.
4. Jason Neill	23.5	2011-15
Jaylon Haynes	23.5	2017-pres.
6. Josiah Tauaefa	22.5	2016-18
- Lorenzo Dantzler	21.5	2018-pres.
- DeQuarius Henry	21.0	2016-pres.
- Trevor Harmanson	20.0	2018-pres.

### Sacks

1. Marcus Davenport	22.0	2014-17
2. Jason Neill	14.0	2011-15
3. Josiah Tauaefa	11.5	2016-18
DeQuarius Henry	11.5	2017-pres.
5. Cody Rogers	9.0	2011-14
Lorenzo Dantzler	10.0	2018-pres.

### Quarterback Hurries

1. Marcus Davenport	21	2014-17
2. Lorenzo Dantzler	20	2018-pres.
3. Jason Neill	17	2011-15
4. Cody Rogers	14	2011-14
5. Josiah Tauaefa	13	2016-18

# « SEASON RECORD WATCH »

## RUSHING

### Rushes

1. Sincere McCormick	249	2020
<b>2. Sincere McCormick</b>	<b>211</b>	<b>2021</b>
3. Jarveon Williams	207	2016
4. Sincere McCormick	177	2019
5. Jarveon Williams	173	2015

### Rushing Yards

1. Sincere McCormick	1,467	2020
<b>2. Sincere McCormick</b>	<b>1,060</b>	<b>2021</b>
3. Jarveon Williams	1,042	2015
4. Sincere McCormick	983	2019
5. Jarveon Williams	900	2016

### Rushing Yards Per Game

1. Sincere McCormick	133.4	2020
<b>2. Sincere McCormick</b>	<b>117.8</b>	<b>2021</b>
3. Jarveon Williams	94.7	2015
4. Sincere McCormick	81.9	2019
5. Jarveon Williams	69.2	2016

### Rushing Touchdowns

1. Sincere McCormick	11	2020
<b>2. Sincere McCormick</b>	<b>10</b>	<b>2021</b>
3. Jalen Rhodes	9	2016
Frank Harris	9	2020
5. Jarveon Williams	8	2015
Evan Okotcha	8	2012
Jarveon Williams	8	2016
Sincere McCormick	8	2019

## PASSING

### Passing Attempts

1. Eric Soza	377	2013
2. Eric Soza	307	2011
3. Dalton Sturm	299	2016
4. Dalton Sturm	297	2017
5. Eric Soza	282	2012
- <b>Frank Harris</b>	<b>253</b>	<b>2021</b>

### Passing Completions

1. Eric Soza	236	2013
2. Dalton Sturm	185	2017
3. Eric Soza	172	2011
4. Dalton Sturm	169	2016
5. Eric Soza	166	2012
- <b>Frank Harris</b>	<b>172</b>	<b>2021</b>

### Passing Yards

1. Eric Soza	2,719	2013
2. Dalton Sturm	2,185	2017
3. Dalton Sturm	2,170	2016
4. Eric Soza	2,148	2011
5. Eric Soza	2,085	2012
- <b>Frank Harris</b>	<b>2,079</b>	<b>2021</b>

### Completion Percentate (min. 100 attempts)

1. <b>Frank Harris</b>	<b>68.6</b>	<b>2021</b>
2. Frank Harris	63.6	2020
3. Eric Soza	62.6	2013
4. Dalton Sturm	62.3	2017
5. Blake Bogenschutz	59.1	2015

### Passing Efficiency (min. 100 attempts)

1. <b>Frank Harris</b>	<b>157.9</b>	<b>2021</b>
2. Eric Soza	142.2	2012
3. Dalton Sturm	137.4	2017
4. Dalton Sturm	135.5	2016
5. Frank Harris	129.4	2020

### Passing Touchdowns

1. Eric Soza	20	2012
Dalton Sturm	20	2016
<b>3. Frank Harris</b>	<b>18</b>	<b>2021</b>
4. Dalton Sturm	15	2017
5. Eric Soza	14	2011

## RECEIVING

### Receptions

1. Greg Campbell Jr.	58	2018
Joshua Cephus	58	2020
<b>3. Zakhari Franklin</b>	<b>55</b>	<b>2021</b>
3. Kerry Thomas Jr.	52	2015
<b>4. Joshua Cephus</b>	<b>51</b>	<b>2021</b>
5. Zakhari Franklin	49	2020

### Receiving Yards

1. Zakhari Franklin	694	2020
<b>2. Zakhari Franklin</b>	<b>686</b>	<b>2021</b>
3. Josh Stewart	682	2016
4. Greg Campbell Jr.	658	2018
5. Kam Jones	578	2011
6. David Morgan II	566	2015
- <b>Joshua Cephus</b>	<b>576</b>	<b>2021</b>
- <b>De'Corian Clark</b>	<b>479</b>	<b>2021</b>

### Yards Per Reception (min. 20 receptions)

1. Josh Stewart	18.94	2016
2. JaBryce Taylor	16.28	2015
3. Kerry Thomas Jr.	15.86	2016
<b>4. De'Corian Clark</b>	<b>15.45</b>	<b>2021</b>
5. Kam Jones	14.82	2011

### Receiving Yards Per Game

1. <b>Zakhari Franklin</b>	<b>85.8</b>	<b>2021</b>
2. Zakhari Franklin	69.4	2020
<b>3. Joshua Cephus</b>	<b>64.0</b>	<b>2021</b>
4. Kam Jones	57.8	2011
<b>5. De'Corian Clark</b>	<b>53.2</b>	<b>2021</b>

### Receiving Touchdowns

1. Kerry Thomas Jr.	8	2016
<b>Zakhari Franklin</b>	<b>8</b>	<b>2021</b>
3. Zakhari Franklin	7	2020
4. David Morgan II	5	2015
Josh Stewart	5	2016
Joshua Cephus	5	2020
<b>Joshua Cephus</b>	<b>5</b>	<b>2021</b>
<b>De'Corian Clark</b>	<b>5</b>	<b>2021</b>

## MISCELLANEOUS YARDS

### Total Offense Yards

1. Eric Soza	3,088	2013
2. Dalton Sturm	2,730	2017
3. Dalton Sturm	2,483	2016
4. Eric Soza	2,449	2012
5. Eric Soza	2,433	2011
- <b>Frank Harris</b>	<b>2,425</b>	<b>2021</b>

### Total Offense Per Game (min. 5 games)

1. <b>Frank Harris</b>	<b>269.4</b>	<b>2021</b>
2. Eric Soza	257.3	2013
3. Dalton Sturm	248.2	2017
4. Eric Soza	244.9	2012
5. Eric Soza	243.3	2011

### All-Purpose Yards Per Game (min. 5 games)

1. Sincere McCormick	145.3	2020
<b>2. Sincere McCormick</b>	<b>129.4</b>	<b>2021</b>
3. Jarveon Williams	100.8	2015
4. Kam Jones	98.1	2013
Sincere McCormick	98.1	2019

## SCORING

### Points by a kicker

1. <b>Hunter Duplessis</b>	<b>92</b>	<b>2021</b>
2. Hunter Duplessis	91	2020
3. Jared Sackett	80	2017
4. Victor Falcon	79	2016
5. Sean Ianno	71	2013

### Touchdowns Responsible For

1. Eric Soza	26	2012
2. Dalton Sturm	24	2016
<b>3. Frank Harris</b>	<b>23</b>	<b>2021</b>
4. Frank Harris	21	2020
5. Eric Soza	19	2013

### Extra Points

1. <b>Hunter Duplessis</b>	<b>44</b>	<b>2021</b>
2. Victor Falcon	43	2016
3. Hunter Duplessis	40	2020
4. Sean Ianno	38	2013
5. Sean Ianno	31	2011

### Field Goals

1. Jared Sackett	19	2017
2. Sean Ianno	17	2014
Hunter Duplessis	17	2020
<b>4. Hunter Duplessis</b>	<b>16</b>	<b>2021</b>
5. Jared Sackett	14	2018

### Kickoffs

1. Daniel Portillo	68	2016
2. Sean Ianno	60	2013
<b>3. Hunter Duplessis</b>	<b>59</b>	<b>2021</b>
4. Daniel Portillo	52	2017
5. Matthew Cluck	51	2019
6. Hunter Duplessis	46	2020

### Touchbacks

1. <b>Hunter Duplessis</b>	<b>28</b>	<b>2021</b>
2. Daniel Portillo	27	2016
3. Sean Ianno	21	2013
4. Matthew Cluck	20	2019
5. Sean Ianno	16	2014
Daniel Portillo	16	2015
Daniel Portillo	16	2015

### Punting Average (min. 20 attempts)

1. Lucas Dean	45.98	2020
<b>2. Lucas Dean</b>	<b>44.10</b>	<b>2021</b>
3. Yannis Routsas	42.93	2018
4. Yannis Routsas	42.00	2016
5. Yannis Routsas	41.55	2017

### Punt Returns

1. Kenny Harrison	24	2014
2. Sheldon Jones	21	2020
<b>Sheldon Jones</b>	<b>20</b>	<b>2021</b>
3. JaBryce Taylor	19	2016
5. Sheldon Jones	17	2019

### Punt Return Yards

1. <b>Sheldon Jones</b>	<b>249</b>	<b>2021</b>
2. Kenny Harrison	208	2012
3. Kenny Harrison	118	2014
4. JaBryce Taylor	86	2016
5. Erik Brown	75	2011
Derrick Dick	75	2015

### Punt Return Average (min. 5 attempts)

1. Kenny Harrison	17.33	2012
<b>2. Sheldon Jones</b>	<b>13.1</b>	<b>2021</b>
3. Greg Campbell Jr.	9.29	2018
4. Kenny Harrison	7.29	2013
5. Erik Brown	6.82	2011

## DEFENSE

### Quarterback Hurries

1. Marcus Davenport	8	2016
Marcus Davenport	8	2017
3. Jason Neill	7	2012
Josiah Tauaefa	7	2016
Lorenzo Dantzler	7	2020
Trevor Harmanson	7	2020
Clarence Hicks	7	2020
- <b>Lorenzo Dantzler</b>	<b>6</b>	<b>2021</b>

### Fumble Recoveries

1. <b>Lorenzo Dantzler</b>	<b>3</b>	<b>2021</b>
2. 16 with 2		

### Sacks

1. Jason Neill	8.5	2015
Marcus Davenport	8.5	2017
3. Marlon Smith	8.0	211
4. Marcus Davenport	6.5	2016
5. Brandon Reeves	6.0	2011
<b>Clarence Hicks</b>	<b>6.0</b>	<b>2021</b>
- <b>Trumane Bell II</b>	<b>5.0</b>	<b>2021</b>

### Tackles for Loss

1. Marcus Davenport	17.5	2017
2. Jaylon Haynes	12.5	2019
3. Josiah Tauaefa	11.5	2018
4. Jason Neill	11.0	2015
La'Kel Bass	11.0	2016
- <b>Clarence Hicks</b>	<b>10.0</b>	<b>2021</b>



# « LONGEST PLAYS »

## LONGEST PLAYS

Yards	Player	Play	TD	Opponent	Date
92	Jarveon Williams	Rush	N	vs. Southern Miss	10/8/16
87	Kam Jones	Kickoff Return	N	at Florida Atlantic	9/27/14
85	Jarveon Williams	Rush	Y	vs. Colorado State	9/26/15
84	Kenny Harrison	Kickoff Return	N	at Georgia State	9/15/12
84	Kam Jones	Rush	Y	at Tulsa	11/2/13
82	Kenny Bias	Reception	Y	at New Mexico State	9/29/12
82	Triston Wade	Interception Return	Y	at Tulsa	11/2/13
82	Michael Egwuagu	Blocked FG Return	Y	at Louisiana Tech	11/12/16
81	Rashad Wisdom	Interception Return	Y	at Texas State	9/12/20
81	Sincere McCormick	Rush	N	vs. Rice	10/16/21
80	Jalen Rhodes	Rush	Y	vs. Southern Miss	10/8/16

## LONGEST RUSHES

Yards	Player	TD	Opponent	Date
92	Jarveon Williams	N	vs. Southern Miss	10/8/16
85	Jarveon Williams	Y	vs. Colorado State	9/26/15
84	Kam Jones	Y	at Tulsa	11/2/13
81	Sincere McCormick	N	vs. Rice	10/16/21
80	Jalen Rhodes	Y	vs. Southern Miss	10/8/16
78	Jarveon Williams	Y	vs. Rice	11/21/15
77	Evans Okatcha	Y	vs. Minot State	11/12/11
75	Sincere McCormick	Y	at UTEP	11/6/21
73	Tyrell Clay	N	vs. Rice	10/21/17
71	Brett Winnegan	Y	at Texas State	9/23/17
71	Frank Harris	N	vs. North Texas	11/28/20
70	David Glasco II	N	vs. Southern Miss	11/13/14

## LONGEST PASSES

Yards	Player	TD	Opponent	Date
82	Eric Soza (to Kenny Bias)	Y	at New Mexico State	9/29/12
77	Dalton Sturm (to Josh Stewart)	N	vs. Southern Miss	10/8/16
75	Dalton Sturm (to Josh Stewart)	Y	at Rice	10/15/16
75	Lowell Narcisse (to Joshua Cephus)	Y	vs. Southern Miss	11/16/19
75	Frank Harris (to Zakhari Franklin)	Y	at Louisiana Tech	10/23/21
73	Dalton Sturm (to Kerry Thomas Jr.)	Y	vs. Charlotte	11/26/16
71	Dalton Sturm (to Kerry Thomas Jr.)	Y	vs. Southern Miss	10/8/16
69	Ryan Polite (to Evans Okatcha)	Y	vs. San Jose State	10/20/12
67	Eric Soza (to Kenny Bias)	Y	vs. Oklahoma State	9/7/13
65	Lowell Narcisse (to Zakhari Franklin)	N	at Old Dominion	11/9/19
63	Eric Soza (to David Morgan II)	N	vs. Northeastern State	9/3/11
63	Eric Soza (to Brandon Freeman)	Y	vs. Bacone	9/24/11

## LONGEST KICKOFF RETURNS

Yards	Player	TD	Opponent	Date
87	Kam Jones	N	at Florida Atlantic	9/27/14
84	Kenny Harrison	N	at Georgia State	9/15/12
65	Brett Winnegan	N	vs. Army	9/14/19
57	Matt Guidry	N	at Middle Tennessee	11/5/16
51	Brett Winnegan	N	at North Texas	10/14/17
48	Matt Guidry	N	vs. Charlotte	11/26/16
44	Matt Guidry	N	at Louisiana Tech	11/25/17
44	B.J. Daniels	N	at Louisiana Tech	11/30/19
43	Brennon Dingle	N	vs. Middle Tennessee	9/25/20
43	Dadrian Taylor	N	vs. UNLV	10/2/21
41	Kenny Harrison	N	vs. Bacone	9/24/11
41	Dadrian Taylor	N	vs. Lamar	9/11/21

## LONGEST PUNT RETURNS

Yards	Player	TD	Opponent	Date
79	Kenny Harrison	Y	vs. Texas State	11/24/12
76	Sheldon Jones	Y	vs. Lamar	9/11/21
62	Kenny Harrison	N	vs. Oklahoma State	9/7/13
54	Kenny Harrison	N	vs. Northwestern Oklahoma State	9/22/12
54	Aaron Grubb	N	vs. Northwestern Oklahoma State	9/22/12
38	Sheldon Jones	N	at Western Kentucky	10/9/21
36	Matt Guidry	N	at Louisiana Tech	11/12/16
34	Kenny Harrison	N	vs. Arizona	9/4/14
33	Sheldon Jones	N	vs. Middle Tennessee	9/18/21
31	Kenny Harrison	N	at Oklahoma State	9/13/14

## LONGEST INTERCEPTION RETURNS

Yards	Player	TD	Opponent	Date
82	Triston Wade	Y	at Tulsa	11/2/13
81	Rashad Wisdom	Y	at Texas State	9/12/20
67	Jason Neill	Y	vs. Minot State	11/17/11
58	Dadrian Taylor	Y	at Texas A&M	11/2/19
51	Dadrian Taylor	Y	at Louisiana Tech	10/23/21
49	Corey Mayfield Jr.	Y	vs. Rice	10/16/21
40	Michael Egwuagu	Y	at UTEP	10/3/15
40	Trevor Harmanson	Y	vs. Rice	10/16/21
38	Triston Wade	Y	vs. Northwestern Oklahoma State	9/22/12
36	Mauricio Sanchez	N	at Houston	8/29/14
35	Nate Gaines	N	at Louisiana Tech	11/25/17
34	Rashad Wisdom	Y	vs. Rice	10/19/19
32	Trevor Baker	N	at UTEP	10/3/15

## LONGEST FUMBLE RETURNS

Yards	Player	TD	Opponent	Date
59	Michael Egwuagu	N	vs. North Texas	10/29/16
50	Steven Kurfehs	Y	vs. San Jose State	10/20/12
44	Charles Wiley	Y	vs. Lamar	9/11/21
34	Marcus Davenport	Y	vs. Rice	10/21/17
27	Lorenzo Dantzier	Y	vs. Texas State	9/22/18
22	Josiah Tavaeafa	Y	at Texas State	9/23/17
16	Crosby Adams III	Y	vs. UAB	10/26/13
16	Crosby Adams III	N	vs. Tulane	11/9/13

## LONGEST FIELD GOALS

Yards	Player	Opponent	Date
53	Sean Ianno	at Florida Atlantic	9/27/14
51	Jared Sackett	vs. UTEP	9/29/18
51	Sean Ianno	at South Alabama	9/1/12
51	Daniel Portillo	vs. Kansas State	9/12/15
51	Hunter Duplessis	at UTEP	11/6/21
50	Hunter Duplessis	vs. Army	10/17/20
49	Hunter Duplessis	at Florida Atlantic	10/31/20
49	Hunter Duplessis	vs. UTEP	11/14/20
48	Sean Ianno	vs. South Alabama	10/8/11
48	Hunter Duplessis	at UAB	10/3/20
47	Sean Ianno	at South Alabama	9/1/12
47	Jared Sackett	vs. Baylor	9/8/18

## LONGEST PUNTS

Yards	Player	Opponent	Date
69	Kristian Stern	at Oklahoma State	9/13/14
67	Lucas Dean	at Florida Atlantic	10/31/20
63	Yannis Routsas	vs. Baylor	9/8/18
62	Yannis Routsas	at UTEP	10/3/15
61	Yannis Routsas	at North Texas	10/14/17
60	Kristian Stern	at Tulsa	11/2/13
60	Yannis Routsas	at Old Dominion	9/24/16

## LONGEST PLAYS AGAINST

*\* longest of each type of play*

Yards	Player	Play	TD	Team	Date
100	Autrey Golden	Kickoff Return	Y	UTEP	9/21/13
96	William Jackson	Interception Return	Y	Houston	9/28/13
91	Jeremiah Haydel	Punt Return	Y	Texas State	9/12/20
85	Cayleb Jones	Pass (Anu Solomon)	Y	Arizona	9/4/14
89	Ito Smith	Rush	Y	Southern Miss	10/7/17
78	Brandon Wilson	Blocked FG Return	Y	Houston	9/28/13
74	Marcus Ripley	Punt	—	Texas State	9/23/17
54	Zane Gonzalez	Field Goal	—	Arizona State	9/16/16
45	SaQwan Edwards	Fumble Return	Y	New Mexico	8/31/13
45	Kishawn McClain	Fumble Return	Y	North Texas	10/31/15

# « GAME SUPERLATIVES »

## 100-PLUS RUSHING YARDS (41)

Yards	Player	Att	Opponent	Date
251	Sincere McCormick	23	vs. North Texas	11/28/20
197	Sincere McCormick	29	at Texas State	9/12/20
189	Sincere McCormick	22	at UTEP	10/5/19
186	Jarveon Williams	19	at Charlotte	11/14/15
184	Sincere McCormick	42	at Memphis	9/25/21
174	Jalen Rhodes	15	at Texas State	9/23/17
173	Sincere McCormick	32	at Southern Miss	11/21/20
170	Jarveon Williams	13	vs. Colorado State	9/26/15
169	Sincere McCormick	21	at UTEP	11/6/21
165	Jalen Rhodes	14	vs. Southern Miss	10/8/16
165	Sincere McCormick	37	vs. Louisiana Tech	10/24/20
163	Jarveon Williams	22	vs. Rice	11/21/15
153	Tyrell Clay	11	vs. Rice	10/21/17
150	Sincere McCormick	22	at UAB	10/3/20
135	David Glasco II	21	at Tulsa	11/2/13
134	Sincere McCormick	23	at Old Dominion	11/9/19
133	Jarveon Williams	28	at UTEP	10/3/15
133	Sincere McCormick	18	vs. Army	10/17/20
125	Jarveon Williams	16	at New Mexico	12/17/16
124	Brenden Brady	26	vs. UTEP	11/14/20
123	Frank Harris*	15	vs. UIW	8/31/19
122	Jarveon Williams	15	vs. Southern Miss	10/8/16
122	Sincere McCormick	23	vs. Louisiana	12/26/20
120	Sincere McCormick	23	at Western Kentucky	10/9/21
119	Sincere McCormick	17	at Louisiana Tech	11/30/19
117	Sincere McCormick	31	at Illinois	9/4/21
117	Sincere McCormick	13	vs. Rice	10/16/21
115	Lowell Narcisse*	19	at UTEP	10/5/19
113	Frank Harris*	6	vs. North Texas	11/28/20
113	Sincere McCormick	23	at Louisiana Tech	10/23/21
109	Jarveon Williams	21	at Middle Tennessee	11/5/16
108	David Glasco II	16	vs. Southern Miss	11/13/14
106	Evans Okotcha	8	vs. Bacone	9/24/11
105	Brandon Armstrong	10	vs. Minot State	11/19/11
105	Evans Okotcha	26	vs. Louisiana Tech	11/30/13
105	Sincere McCormick	23	vs. Middle Tennessee	9/18/21
104	Evans Okotcha	16	at North Texas	11/23/13
104	Jarveon Williams	21	vs. UTEP	10/22/16
104	Frank Harris*	17	vs. Stephen F. Austin	9/19/20
103	Jalen Rhodes	20	at Baylor	9/9/17
102	Eric Soza*	14	vs. Northeastern State	9/3/11

\* denotes quarterback

## 300-PLUS PASSING YARDS (9)

Yards	Player	Comp-Att-Int	Opponent	Date
367	Dalton Sturm	27-43-1	vs. Southern Miss	10/7/17
349	Frank Harris	28-38-1	at Western Kentucky	10/9/21
332	Blake Bogenschultz	25-43-1	at Arizona	9/3/15
325	Lowell Narcisse	21-40-1	vs. Southern Miss	11/16/19
316	Eric Soza	29-40-3	vs. Houston	9/28/13
314	Eric Soza	23-41-0	at Louisiana Tech	11/3/12
312	Frank Harris	22-26-0	vs. UTEP	11/14/20
308	Eric Soza	24-41-2	vs. Oklahoma State	9/7/13
302	Ryan Polite	20-32-1	vs. San Jose State	10/20/12

## 100-PLUS RECEIVING YARDS (24)

Yards	Player	Rec	Opponent	Date
186	Greg Campbell Jr.	11	vs. UNT	11/24/18
160	De'Corian Clark	7	at Western Kentucky	10/9/21
155	Zakhari Franklin	10	at Illinois	9/4/21
145	Kerry Thomas Jr.	5	vs. Charlotte	11/26/16
138	Zakhari Franklin	12	vs. Army	10/17/20
134	Zakhari Franklin	6	at Old Dominion	11/9/19
120	Kam Jones	8	at McNeese State	11/12/11
119	Zakhari Franklin	6	vs. Middle Tennessee	9/25/20
118	Zakhari Franklin	6	vs. UTEP	11/14/20
118	Zakhari Franklin	5	at Louisiana Tech	10/23/21
115	Zakhari Franklin	5	vs. Louisiana	12/26/20
114	Zakhari Franklin	8	vs. Middle Tennessee	9/18/21
114	Zakhari Franklin	10	at UTEP	11/6/21
113	Josh Stewart	7	at Louisiana Tech	11/12/16
109	David Morgan II	9	at Arizona	9/3/15
109	De'Corian Clark	7	vs. UNLV	10/2/21
108	Brandon Freeman	5	at UC Davis	10/15/11
108	Greg Campbell Jr.	10	vs. Southern Miss	10/7/17
106	Kerry Thomas Jr.	10	vs. Marshall	11/18/17
103	Kam Jones	7	at Sam Houston State	10/1/11
103	Kam Jones	5	vs. South Alabama	10/8/11
103	Josh Stewart	2	at Rice	10/15/16
101	Cole Hubble	3	at Louisiana Tech	11/3/12
101	Josh Stewart	5	vs. Southern Miss	10/7/17

## 12-PLUS TACKLES (40)

No.	Player	UA-A	Opponent	Date
19	Jamal Ligon	8-11	vs. Middle Tennessee	9/25/20
16	Cody Rogers	7-9	at McNeese State	11/12/11
16	Kelechi Nwachuku	9-7	vs. Army	10/17/20
15	Duke Wheeler	10-5	vs. Louisiana Tech	10/10/15
15	Josiah Tauaefa	2-13	at Old Dominion	9/24/16
14	Duke Wheeler	11-3	at Charlotte	11/14/15
14	Andrew Martel	10-4	at Southern Miss	10/20/18
14	C.J. Levine	4-10	at Marshall	11/17/18
14	Josiah Tauaefa	8-6	vs. North Texas	11/24/18
13	Steven Kurfehs	8-5	at Southern Utah	9/17/11
13	Steven Kurfehs	9-4	at Sam Houston State	10/1/11
13	Brandon Reeves	4-9	vs. McNeese State	11/10/12
13	Duke Wheeler	6-7	vs. Old Dominion	11/7/15
13	Duke Wheeler	8-5	vs. Middle Tennessee	11/28/15
13	Josiah Tauaefa	9-4	vs. Alabama State	9/3/16
13	Josiah Tauaefa	7-6	vs. Louisiana Tech	10/13/18
13	Josiah Tauaefa	5-8	at Southern Miss	10/20/18
13	Darryl Godfrey	5-8	vs. FIU	11/10/18
13	Rashad Wisdom	9-4	at Florida Atlantic	10/31/20
13	Rashad Wisdom	6-7	vs. Louisiana	12/26/20
13	Rashad Wisdom	11-2	at Western Kentucky	10/9/21
12	Mauricio Sanchez	6-6	at Sam Houston State	10/1/11
12	Steven Kurfehs	9-3	vs. South Alabama	10/8/11
12	Mark Waters	4-8	vs. Minot State	11/19/12
12	Brandon Reeves	4-8	at South Alabama	9/1/12
12	Brandon Reeves	3-9	at New Mexico State	9/29/12
12	Brandon Reeves	6-6	at Rice	10/13/12
12	Nic Johnston	6-6	at Louisiana Tech	11/3/12
12	Triston Wade	9-3	at Arizona	9/14/13
12	Triston Wade	7-5	vs. Houston	9/28/13
12	Jens Jeters	4-8	vs. Southern Miss	11/13/14
12	Nate Gaines	9-3	vs. Louisiana Tech	10/10/15
12	Michael Egwuagu	5-7	at Colorado State	9/10/16
12	Josiah Tauaefa	5-7	vs. Southern Miss	10/8/16
12	La'Kel Bass	2-10	at Rice	10/15/16
12	C.J. Levine	7-5	at Southern Miss	10/20/18
12	Les Maruo	8-4	at Southern Miss	10/20/18
12	C.J. Levine	10-2	at UAB	11/3/18
12	Les Maruo	1-11	vs. FIU	11/10/18
12	Josiah Tauaefa	1-11	at Marshall	11/17/18

## 2-PLUS SACKS (27)

No.	Player	Yds	Opponent	Date
4.0	Marlon Smith	27	vs. McMurry	9/10/11
3.0	Robert Singletary	17	vs. FIU	10/11/14
2.5	Marcos Curry	12	vs. Southern	9/16/17
2.5	Marcus Davenport	24	at North Texas	10/14/17
2.5	Josiah Tauaefa	20	vs. Texas State	9/22/18
2.5	Clarence Hicks	18	at Louisiana Tech	10/23/21
2.0	Marlon Smith	16	at UC Davis	10/15/11
2.0	Codie Brooks	10	vs. Oklahoma State	9/7/13
2.0	Codie Brooks	9	at Marshall	10/5/13
2.0	Robert Singletary	16	at Marshall	10/5/13
2.0	Cody Rogers	8	vs. UTEP	10/25/14
2.0	Jason Neill	15	vs. North Texas	10/31/15
2.0	Jason Neill	9	at Charlotte	11/14/15
2.0	Marcus Davenport	6	vs. Rice	11/21/15
2.0	Jason Neill	8	vs. Rice	11/21/15
2.0	Marcus Davenport	2	vs. Alabama State	9/3/16
2.0	Josiah Tauaefa	14	vs. Alabama State	9/3/16
2.0	La'Kel Bass	12	at Middle Tennessee	11/5/16
2.0	Marcus Davenport	10	at Louisiana Tech	11/12/16
2.0	Marcus Davenport	8	vs. Rice	10/21/17
2.0	Lorenzo Dantzier	14	vs. UIW	8/31/19
2.0	Jarrod Carter-McLin	13	at UTEP	10/5/19
2.0	Jaylon Haynes	4	vs. Stephen F. Austin	9/19/20
2.0	Trumane Bell II	25	vs. Middle Tennessee	9/18/21
2.0	Clarence Hicks	15	at Memphis	9/25/21
2.0	Dadrion Taylor	10	vs. UNLV	10/2/21

## 2-PLUS INTERCEPTIONS (4)

No.	Player	Yds	Opponent	Date
2	Triston Wade	93	at Tulsa	11/2/13
2	Nate Gaines	11	at UTEP	10/3/15
2	Bennett Okotcha	14	at Southern Miss	10/17/15
2	Clayton Johnson	10	Rice	10/21/17

# « **OPPONENT SINGLE-GAME RECORDS** »

## **TEAM**

**Points:** 69, Oklahoma State, 9/19/15  
**Touchdowns:** 9, Oklahoma State, 9/19/15; Louisiana Tech, 11/12/16; Baylor, 9/7/19  
**First Downs:** 35, Western Kentucky, 10/9/21  
**Rushing Attempts:** 60, Army, 10/17/20  
**Rushing Yards:** 419, UAB, 11/3/18  
**Rushing Touchdowns:** 5, Baylor, 9/7/19; Texas A&M, 11/2/19  
**Passing Completions:** 35, Oklahoma State, 9/7/13  
**Passing Attempts:** 60, Western Kentucky, 10/9/21  
**Passing Yards:** 523, Western Kentucky, 10/9/21  
**Passing Touchdowns:** 6, Oklahoma State, 9/7/13  
**Total Plays:** 89, Southern Miss, 10/8/16; Middle Tennessee, 9/25/20; Western Kentucky, 10/9/21  
**Total Offense:** 670, Western Kentucky, 10/9/21  
**Third-Down Conversions:** 12 (of 20), Rice, 11/8/14  
**Fourth-Down Conversions:** 4 (of 5), Charlotte, 11/14/15  
**Turnovers:** 6, Houston, 8/29/14  
**Tackles For Loss:** 15, Arizona State, 9/1/18  
**Sacks:** 9, Arizona State, 9/1/18  
**Forced Fumbles:** 4, San Jose State, 10/20/12; Oklahoma State, 9/19/15  
**Fumble Recoveries:** 5, San Jose State, 10/20/12; Oklahoma State, 9/19/15  
**Interceptions:** 4, Houston, 9/28/13; FIU, 11/10/18  
**Passes Defended:** 10, Marshall, 10/5/13  
**Safeties:** 1, Sam Houston State, 10/1/11; Colorado State, 9/26/15  
**Extra Points:** 9 (of 9), Oklahoma State, 9/19/15; 9 (of 9), Louisiana Tech, 11/12/16; 9 (of 9), Baylor, 9/7/19  
**Field Goals:** 4, Arizona, 9/4/14; North Texas, 11/29/14; Southern Miss, 10/17/15; Arizona State, 9/16/16; UAB, 10/12/19; Louisiana Tech, 10/24/20  
**Kickoffs:** 12, Oklahoma State, 9/19/15  
**Touchbacks:** 8, Baylor, 9/7/19  
**Kickoff Returns:** 8 (4x), last, Southern Miss, 10/8/16  
**Kickoff Return Yards:** 185, UTEP, 11/14/20  
**Punts:** 10 (4x) last Rice, 10/16/21  
**Punt Returns:** 6, Sam Houston State, 10/1/11  
**Punt Return Yards:** 149, Texas State, 9/12/20  
**Blocked Kicks:** 2, McMurry, 9/10/11  
**Penalties:** 15 (for 157), Louisiana Tech, 11/3/12

## **INDIVIDUAL**

**Points:** 18, (5x), last, Isaiah Spiller, Texas A&M, 11/2/19  
**Touchdowns:** 3, (5x), last, Isaiah Spiller, Texas A&M, 11/2/19  
**Rushing Attempts:** 30, Nick Wilson, Arizona, 9/4/14; Jasen Oden, Colorado State, 9/26/15  
**Rushing Yards:** 217, Isaiah Spiller, Texas A&M, 11/2/19  
**Longest Rush:** 89 (TD), Ito Smith, Southern Miss, 10/7/17  
**Rushing Touchdowns:** 3, Kenneth Dixon, Louisiana Tech, 11/3/12; Isaiah Spiller, Texas A&M, 11/2/19  
**Passing Completions:** 34, Cody Stroud, McNeese State, 11/10/12  
**Passing Attempts:** 49, Ryan Metz, UTEP, 10/3/15  
**Passing Yards:** 387, Isiah Brady, Charlotte, 11/17/18  
**Longest Passing Completion:** 85 (TD), Anu Solomon to Cayleb Jones, Arizona, 9/4/14  
**Passing Touchdowns:** 5, Brandon Doughty, WKU, 11/22/14; Bailey Zappe, WKU (10/9/21)  
**Total Offense:** 525, Bailey Zappe, WKU, 10/9/21  
**Receptions:** 16, Jerreth Sterns, WKU, 10/9/21  
**Receiving Yards:** 195, Jerreth Sterns, WKU, 10/9/21  
**Receiving Touchdowns:** 2, Denzel Mims, Baylor, 9/7/19; Marcell Barbee, Texas State, 9/12/20; Gerrit Prince, UAB, 10/3/20; Jerreth Sterns, WKU, 10/9/21  
**Tackles:** 18, Trey Baldwin, Louisiana Tech, 10/24/20  
**Tackles For Loss:** 4.5, Larry Ogunjobi, Charlotte, 11/14/15; Myles Garrett, Texas A&M, 11/19/16  
**Sacks:** 4.5, Myles Garrett, Texas A&M, 11/19/16  
**Forced Fumbles:** 2, (3x), last Nick Gathrite, UTEP, 10/25/14  
**Fumble Recoveries:** 2, Bene Benwikere, San Jose State, 10/20/12; Deric Robertson, Oklahoma State, 9/19/15  
**Interceptions:** 2, Kenneth Jenkins, Sam Houston State, 10/1/11; Terrell Pinson, Louisiana Tech, 10/18/14  
**Longest Interception Return:** 96 (TD), William Jackson, Houston, 9/28/13  
**Interception Touchdowns:** 1, (11x), last, Ezekiel Barnett, Louisiana Tech, 10/24/20  
**Extra Points:** 8 (of 8), Ben Grogan, Oklahoma State, 9/7/13 & 9/19/15; Jonathan Barnes, Louisiana Tech, 11/12/16  
**Field Goals:** 4, (6x), last, Jacob Barnes, Louisiana Tech, 10/24/20  
**Longest Field Goal:** 54, Zane Gonzalez, Arizona State, 9/16/16  
**Kickoffs:** 10, Ben Grogan, Oklahoma State, 9/19/15; Jonathan Barnes, Louisiana Tech, 11/12/16  
**Touchbacks:** 9, Nick Vogel, UAB, 11/3/18  
**Kickoff Returns:** 7, Stanley Johnson, Bacone, 9/24/11  
**Kickoff Return Yards:** 167, Walter Dawn, UTEP, 11/14/20  
**Longest Kickoff Return:** 100 (TD), Autrey Golden, UTEP, 9/21/13  
**Punts:** 10 (2x) last Charlie Mendez, Rice, 10/16/21  
**Longest Punt:** 74, Marcus Ripley, Texas State, 9/23/17  
**Punt Returns:** 5, Brandon Closner, Sam Houston State, 10/1/11  
**Punt Return Yards:** 149, Jeremiah Haydel, Texas State, 9/12/20  
**Longest Punt Return:** 91, Jeremiah Haydel, Texas State, 9/12/20  
**Blocked Kicks:** 1, (12x) last Zaylin Wood, Middle Tennessee, 9/18/21

# « ALAMODOME SINGLE-GAME RECORDS »

## TEAM

NOTE: UTSA games only

**Points:** 59, Houston, 9/28/13

**Touchdowns:** 8, UTSA vs. Bacone, 9/24/11; Oklahoma State, 9/7/13; Houston, 9/28/13

**First Downs:** 31, UTSA vs. Oklahoma State, 9/7/13; Florida Atlantic, 11/23/19

**Rushing Attempts:** 60, Army, 10/17/20

**Rushing Yards:** 443, UTSA vs. North Texas, 11/28/20

**Rushing Touchdowns:** 6, UTSA vs. Northwestern Oklahoma State, 9/22/12; UTSA vs. Southern Miss, 10/8/16

**Passing Completions:** 36, UTSA vs. Houston, 9/28/13

**Passing Attempts:** 50, UTSA vs. Oklahoma State, 9/7/13; Southern Miss, 10/8/16

**Passing Yards:** 518, Oklahoma State, 9/7/13

**Passing Touchdowns:** 6, Oklahoma State, 9/7/13

**Total Plays:** 89, Southern Miss, 10/8/16; UTSA vs. UTEP, 10/22/16; Middle Tennessee, 9/25/20

**Total Offense:** 624, UTSA vs. North Texas, 11/28/20

**Turnovers:** 6, UTSA vs. Houston, 9/28/13

**Sacks:** 6, UTSA vs. Alabama State, 9/3/16

**Interceptions:** 4, FIU, 11/10/18

**Forced Fumbles:** 6, UTSA vs. FIU, 10/11/14

**Fumble Recoveries:** 5, San Jose State, 10/20/12

**Extra Points:** 8, UTSA vs. Bacone, 9/24/11; Oklahoma State, 9/7/13; Houston, 9/28/13

**Field Goals:** 4, UTSA vs. Bacone, 9/24/11; Arizona, 9/4/14; UTSA vs. Southern Miss, 11/13/14; Arizona State, 9/16/16; UAB, 10/12/19; Louisiana Tech, 10/24/20

**Kickoffs:** 11, UTSA vs. Bacone, 9/24/11

**Touchbacks:** 6, Arizona State, 9/16/16

**Punts:** 11, UTSA vs. UTEP, 10/25/14

**Blocked Kicks:** 2, McMurry, 9/10/11

**Penalties:** 15, UTSA vs. Northwestern Oklahoma State, 9/22/12

**Penalty Yards:** 145, UTSA vs. UIW, 8/31/19

## INDIVIDUAL

**Touchdowns:** 3, Kenny Bias, UTSA vs. Oklahoma State, 9/7/13; Jalen Rhodes, UTSA vs. Southern Miss, 10/8/16; Walter Dawn, UTEP, 10/22/16; Sincere McCormick, UTSA vs. Louisiana Tech, 10/24/20

**Rushing Attempts:** 37, Sincere McCormick, UTSA vs. Louisiana Tech, 10/24/20

**Rushing Yards:** 251, Sincere McCormick, UTSA vs. North Texas, 11/28/20

**Longest Rush:** 92, Jarveon Williams, UTSA vs. Southern Miss, 10/8/16

**Rushing Touchdowns:** 3, Jalen Rhodes, UTSA vs. Southern Miss, 10/8/16

**Passing Completions:** 34, Cody Stroud, McNeese State, 11/10/12

**Passing Attempts:** 48, David Washington, Old Dominion, 11/7/15

**Passing Yards:** 378, David Washington, Old Dominion, 11/7/15

**Longest Passing Completion:** 85 (TD), Anu Solomon to Cayleb Jones, Arizona, 9/4/14

**Passing Touchdowns:** 4 (4x), last, Dalton Sturm, UTSA vs. Southern, 9/16/17

**Receptions:** 13, Trent Taylor, Louisiana Tech, 10/10/15

**Receiving Yards:** 182, Harrison Bryant, Florida Atlantic, 11/23/19

**Longest Reception:** 85 (TD), Cayleb Jones, Arizona, 9/4/14

**Receiving Touchdowns:** 2 (50x), last, Zakhari Franklin, UTSA vs. Army, 10/17/20

**Tackles:** 19, Jamal Ligon, UTSA vs. Middle Tennessee, 9/25/20

**Tackles For Loss:** 4.5, Robert Singletary, UTSA vs. FIU, 10/11/14

**Sacks:** 4, Marlon Smith, UTSA vs. McMurry, 9/10/11

**Longest Fumble Return:** 59, Michael Egbuagu, UTSA vs. North Texas, 10/29/16

**Interceptions:** 2, Clayton Johnson, UTSA vs. Rice, 10/21/17

**Longest Interception Return:** 96 (TD), William Jackson, Houston, 9/28/13

**Interception Touchdowns:** 1 (12x), last, Ezekiel Barnett, Louisiana Tech, 10/24/20

**Extra Points:** 8 (of 8), Ben Grogan, Oklahoma State, 9/7/13

**Field Goals:** 4, Sean Ianno, UTSA vs. Bacone, 9/24/11; Casey Skowron, Arizona, 9/4/14; Sean Ianno, UTSA vs. Southern Miss, 11/13/14; Zane Gonzalez, Arizona State, 9/16/16; Nick Vogel, UAB, 10/12/19; Jonathan Barnes, Louisiana Tech, 10/24/20

**Longest Field Goal:** 54, Zane Gonzalez, Arizona State, 9/16/16

**Kickoffs:** 10, Sean Ianno, UTSA vs. Bacone, 9/24/11

**Touchbacks:** 6, Zane Gonzalez, Arizona State, 9/16/16

**Kickoff Returns:** 8, Kam Jones, UTSA vs. Oklahoma State, 9/7/13; Tez Parks, Southern Miss, 10/8/16

**Longest Kickoff Return:** 95, Walter Dawn, UTEP, 11/14/20

**Punts:** 11, Kristian Stern, UTSA vs. UTEP, 10/25/14

**Longest Punt:** 66, Chris Barnes, Rice, 10/19/19

**Punting Average:** 58.0, Chris Barnes, Rice, 10/19/19

**Punt Returns:** 7, JaBryce Taylor, UTSA vs. Alabama State, 9/3/16

**Longest Punt Return:** 79 (TD), Kenny Harrison, UTSA vs. Texas State, 11/24/12

# « THE LAST TIME »

## SURPASSED 500-YARDS TOTAL OFFENSE

By UTSA 562, at UTEP (11/6/21)  
By Opp. 563, Middle Tennessee (9/25/20)

## SURPASSED 600-YARDS TOTAL OFFENSE

By UTSA 624, vs. North Texas (11/28/20)  
By Opp. 670, WKU (10/9/21)

## SCORED 50+ MORE POINTS

By UTSA 52, at WKU (10/9/21)  
By Opp. 63, Baylor (9/07/19)

## TEAM RUSHED FOR 300 YARDS

By UTSA 443, vs. North Texas (11/28/20)  
By Opp. 305, Army (10/17/20)

## 50+ RUSHES

By UTSA 62, at Memphis (9/25/21)  
By Opp. 50, FAU (10/31/20)

## 5+ RUSHING TDS

By UTSA 5, vs. North Texas (11/28/20)  
By Opp. 5, at Baylor (9/07/19)

## TEAM PASSED FOR 500 YARDS

By UTSA N/A  
By Opp. 523, WKU (10/9/21)

## 100-YARD RUSHER

By UTSA 169, Sincere McCormick, at UTEP (11/6/21)  
By Opp. 127, Elijah Mitchell, Louisiana (12/26/20)

## TWO 100-YARD RUSHERS

By UTSA Sincere McCormick (189) & Lowell Narcisse (115), at UTEP (10/5/19)  
By Opp. Damarcus Smith (137) & Jeffrey Wilson (127), North Texas (10/31/15)

## THREE 100-YARD RUSHERS

By UTSA N/A  
By Opp. N/A

## 200-YARD RUSHER

By UTSA N/A  
By Opp. 217, Isaiah Spiller, Texas A&M (11/2/19)

## 50-YARD RUSH PLAY

By UTSA 52, B.J. Daniels, vs. UTEP (11/14/20)  
By Opp. 54, Israel Tucker, LA Tech (11/30/19)

## 60-YARD RUSH PLAY

By UTSA 65, Sincere McCormick, vs. North Texas (11/28/20)  
By Opp. 66, Anthony Adkins, Army (10/17/20)

## 70-YARD RUSH PLAY

By UTSA 75, Sincere McCormick, at UTEP (11/6/21)  
By Opp. 73, Spencer Brown, UAB (10/3/20)

## 80-YARD RUSH PLAY

By UTSA 81, Sincere McCormick vs. Rice (10/16/21)  
By Opp. 89, Ito Smith, Southern Miss (10/07/17)

## 90-YARD RUSH PLAY

By UTSA 92 yards, Jarveon Williams vs. Southern Miss (10/08/16)  
By Opp. N/A

## THREE RUSHING TDS

By UTSA 3, Sincere McCormick, at Louisiana Tech (10/23/21)  
By Opp. 3, Isaiah Spiller, Texas A&M (11/2/19)

## 300-YARD PASSER

By UTSA 349, Frank Harris, at WKU (10/9/21)  
By Opp. 307, Cameron Friel, UNLV (10/2/21)

## 400-YARD PASSER

By UTSA N/A  
By Opp. 523, Brailey Zappe, WKU (10/9/21)

## SCORED ON OVER A 70-YARD PASS PLAY

By UTSA 73 yards, Dalton Sturm to Kerry Thomas Jr. vs. Charlotte (11/26/16)  
By Opp. 75, Jason Bean to Jaelon Darden, North Texas (11/28/20)

## THREE OR MORE TD PASSES

By UTSA 3, Frank Harris vs. UTEP (11/14/20)  
By Opp. 3, J'MarSmith, LA Tech (11/30/19)

## FOUR OR MORE TD PASSES

By UTSA 6, Frank Harris at WKU (10/9/21)  
By Opp. 5, Bailey Zappe, WKU (10/9/21)

## 100-YARD RECEIVER

By UTSA 114, Zakhari Franklin, at UTEP (11/6/21)  
By Opp. 107, Smoke Harris, Louisiana Tech (10/23/21)

## 200-YARD RECEIVER

By UTSA N/A  
By Opp. N/A

## 100 YARDS RECEIVING BY TWO OR MORE PLAYERS

By UTSA Greg Campbell Jr. (108) & Josh Stewart (101) vs. Southern Miss (10/7/17)  
By Opp. Jerreth Sterns (195), Mitchell Tinsley (102), WKU (10/9/21)

## 100 YARDS RUSHING AND 250 YARDS PASSING

By UTSA Frank Harris (262 passing, 104 rushing), vs. SFA (9/19/20)

## 10 OR MORE RECEPTIONS

By UTSA 10, Zakhari Franklin, at UTEP (11/6/21)  
By Opp. 16, Jerreth Sterns, WKU (10/9/21)

## THREE OR MORE TD RECEPTIONS

By UTSA De'Corian Clark, at WKU (10/9/21)  
By Opp. 3, Denzel Mims, Baylor (9/07/19)

## THREE FIELD GOALS

By UTSA 3, Hunter Duplessis, at UTEP (11/6/21)  
By Opp. 3, James McCort, Illinois (9/4/21)

## FOUR FIELD GOALS

By UTSA 4, Sean Ianno vs. Southern Miss (11/13/14)  
By Opp. 4, Jacob Barnes, Louisiana Tech (10/24/20)

## 50+ YARD FIELD GOAL

By UTSA 51, Hunter Duplessis, at UTEP (11/6/21)  
By Opp. 53, James McCort, Illinois (9/4/21)

## MADE 15+ TACKLES

By UTSA 16, Kelechi Nwachuku, vs. Army (10/17/20)  
By Opp. 18, JJ Russell, Memphis (9/25/21)

## TEAM INTERCEPTED THREE PASSES

By UTSA 3, at UAB (10/3/20)  
By Opp. 4, vs. FIU (11/10/18)

## BLOCKED KICK (PUNT/FG/PAT) RETURNED FOR SCORE

By UTSA [FG] Michael Egwaugu [82-yard return]  
(blocked by Kevin Strong Jr., at Louisiana Tech (11/12/16))  
By Opp. [PUNT] Markell Rice [8-yard return]  
(blocked by Chris Williams, McMurry (9/10/11))

## BLOCKED FIELD GOAL

By UTSA Tariq Woolen, at Marshall (11/17/18)  
By Opp. Zaylin Wood, Middle Tennessee (9/18/21)

## BLOCKED POINT AFTER TOUCHDOWN

By UTSA Peter Gray, vs. Middle Tennessee (9/25/20)  
By Opp. Ryan Duran, Army (10/17/20)

## SCORED A SAFETY

By UTSA vs. Texas State (9/22/18)  
By Opp. Colorado State (9/26/15)

## PUNT RETURNED FOR TD

By UTSA Sheldon Jones (76 yards), vs. Lamar (9/11/21)  
By Opp. Grayland Arnold (73 yards) at Baylor (9/07/19)

## INTERCEPTION RETURNED FOR TD

By UTSA Dadrion Taylor (51 yards), at Louisiana Tech (10/23/21)  
By Opp. Ezekial Barnett (60 yards), Louisiana Tech (10/24/20)

## FUMBLE RETURNED FOR TD

By UTSA Charles Wiley (44 yards), vs. Lamar (9/11/21)  
By Opp. Juwan Faggle (3 yards), Charlotte (11/26/16)

## 60+ YARD PUNT

By UTSA 63, Lucas Dean, at Memphis (9/25/21)  
By Opp. 66, Charlie Mendes, Rice (10/16/21)

## 70+ YARD PUNT

By UTSA N/A  
By Opp. 74, Marcus Ripley, Texas State (9/23/17)

## RECORDED 20 OR MORE FIRST DOWNS

By UTSA 28, at UTEP (11/6/21)  
By Opp. 20, UTEP (11/6/21)

## RECORDED 30 OR MORE FIRST DOWNS

By UTSA 32, at WKU (10/9/21)  
By Opp. 35, WKU (10/9/21)

## LIMITED OPPONENT TO LESS THAN 100 YARDS RUSHING

By UTSA 62, at Louisiana Tech (10/23/21)  
By Opp. 78, Louisiana Tech (10/24/20)

## LIMITED OPPONENT TO LESS THAN 100 YARDS PASSING

By UTSA 36, vs. Rice (10/16/21)  
By Opp. 53, Army (10/17/20)

## PLAYED AN OVERTIME GAME

2 OT, at Texas State (9/12/20)