



2016-17 Men's Basketball Notes

Jordan Korphage, Assistant SID
 One UTSA Circle • San Antonio, TX 78249
 Email: jordan.korphage@utsa.edu
 Cell: 210.501.4006

Game 3 | at Illinois-Chicago | Nov. 16 | 7 p.m. | UIC Pavilion

2016-17 Schedule

Date	Opponent	Time/Result
November (0-2)		
Nov. 11	at Fresno State (MWN)	L, 66-69
Nov. 13	at Oregon State (P12)	L, 64-72
Nov. 16	at Illinois-Chicago (CSC/ESPN3)	7 p.m.
Nov. 19	Prairie View A&M	7 p.m.
Nov. 22	at Lamar (ESPN3)	7 p.m.
Nov. 25	Texas State	7:30 p.m.
December (0-0)		
Dec. 1	at Cal Poly	9 p.m.
Dec. 3	at Utah Valley	8:30 p.m.
Dec. 7	at Texas Tech (FSSW)	7 p.m.
Dec. 10	Southeastern Okla. State	3 p.m.
Dec. 18	at Texas A&M-Corpus Christi	2 p.m.
Dec. 21	Utah Valley	7 p.m.
Dec. 29	East Central	7 p.m.
January (0-0)		
Jan. 1	UTEP*	3 p.m.
Jan. 5	at Southern Miss*	7 p.m.
Jan. 7	at Louisiana Tech*	6 p.m.
Jan. 12	Florida Atlantic*	7 p.m.
Jan. 14	FIU*	3 p.m.
Jan. 21	at UTEP*	8 p.m.
Jan. 26	at Marshall*	6 p.m.
Jan. 28	at WKU* (FCS)	3 p.m.
February (0-0)		
Feb. 2	Middle Tennessee*	7 p.m.
Feb. 4	UAB*	3 p.m.
Feb. 9	Southern Miss*	7 p.m.
Feb. 11	Louisiana Tech*	3 p.m.
Feb. 16	at Rice*	7 p.m.
Feb. 18	at North Texas* (ESPN3)	2 p.m.
Feb. 23	at FIU*	6 p.m.
Feb. 25	at Florida Atlantic*	6 p.m.
March (0-0)		
March 2	Charlotte	7 p.m.
March 4	Old Dominion	3 p.m.
March 8-11	at C-USA Tournament#	TBA

All times Central and subject to change
 (MWN) Mountain West Network • (P12) Pac-12 Network
 (CSC) Comcast SportsNet Chicago • (FSSW) FOX Sports Southwest +
 (FCS) FOX College Sports
 * Conference USA game
 # to be played in Birmingham, Ala.



We are UTSA



When referencing the University of Texas at San Antonio Athletics, please use the acronym **UTSA** and the nickname **Roadrunners**. Please refrain from using UT-San Antonio, Texas-San Antonio, UT-SA, Runners, Road Runners or any other variation.



UTSA
Roadrunners
 Location: San Antonio, Texas
 2016-17 Record: 0-2
 C-USA Record: 0-0

Head Coach: Steve Henson
 Career Record: 0-2 (1st season)
 Record at UTSA: same

Date: Wed., Nov. 16, 2016

Time: 7 p.m.

Location: Chicago, Ill.

Arena: UIC Arena (8,000)

TV: Comcast SportsNet Chicago/ESPN3

Radio: Ticket 760 AM

Audio: goutsa.com, iHeartRadio mobile app

Series vs. Illinois-Chicago

Overall: 0-2

In Chicago: 0-1

Last Meeting: UIC, 73-47 (11/29/03)



Illinois-Chicago
Flames

Location: Chicago, Ill.

2016-17 Record: 0-1

Horizon Record: 0-0

Head Coach: Steve McClain

Career Record: 162-141 (11th season)

Record at UIC: 5-26 (2nd season)

Fast Break Points

- UTSA will close out its three-game road trip to start the season when it travels back to the Central Time Zone to take on Illinois-Chicago at 7 p.m. on Wednesday, Nov. 16. The game can be seen on Comcast SportsNet Chicago and ESPN3.
- Wednesday's contest will be the third all-time meeting between UTSA and Illinois-Chicago. The Flames have won both previous meetings, including a 73-47 triumph in the last contest between the two on Nov. 29, 2003, in San Antonio.
- UTSA is coming off a 72-64 loss at Oregon State on Sunday afternoon. The Roadrunners defense limited the Beavers to just 33.3% shooting in the first half and the visitors led by as much as 10 points in the opening period before Oregon State caught fire in the final 20 minutes and held off a late UTSA surge for the victory. Five players had at least eight points for UTSA, led by a dozen from Jeff Beverly.
- UTSA has been a force on the glass so far in the 2016-17 season and its 93 rebounds (46.5 rpg) rank 12th in the nation. The Roadrunners dominated the glass in their season-opener against Fresno State, 55-30, including 25 offensive rebounds. The team's 55 rebounds were its most since pulling down a school-record 65 in a win over East Central on Nov. 22, 2008.
- The Roadrunners will play eight of their first 11 games, including three straight to open the campaign, away from the Convocation Center. In addition, the schedule will see UTSA play nine games against teams that participated in the postseason a year ago.
- Wednesday's game can be heard live in the San Antonio area on Ticket 760 AM beginning with the pregame show at 6:30 p.m. Andy Everett (play-by-play) and Bryce Weiler (analyst) will have the call. The broadcast also can be heard live online at goUTSA.com or on your mobile device with the free iHeartRadio app.

2016-17 UTSA Roadrunners

No.	Name	Pos.	Ht.	Wt.	Yr.-Exp.	Hometown/Last School	PPG	RPG	APG
<i>Projected Starters</i>									
5	Giovanni De Nicolao	G	6-3	175	Fr.-HS	Padua, Italy/I.I.S.I. Newton School	10.0	3.0	2.0
20	George Willborn III	G	6-3	180	Fr.-HS	Chicago, Ill./De La Salle Institute	6.0	2.0	0.0
13	Byron Frohnen	G	6-5	205	Fr.-HS	Las Vegas, Nev./Bishop Gorman HS	7.0	8.0	1.0
1	Jeff Beverly	F	6-6	250	Jr.-RS	League City, Texas/McLennan [Texas] JC	13.0	6.0	1.0
25	Nick Allen	F	6-8	205	So.-1L	Surprise, Ariz./Willow Canyon HS	9.5	9.5	1.0
<i>Off the Bench</i>									
0	Terrell Scruggs	F	6-5	195	Sr.-1L	Fresno, Texas/Grand View	—	—	—
2	J.R. Harris	G	6-4	170	Sr.-1L	Baton Rouge, La./Indian Hills JC	7.0	2.0	0.5
3	Gino Littles	G	6-0	160	Jr.-2L	Phoenix, Ariz./Desert Mountain HS	3.5	3.0	4.0
4	Kyle Massie	G	5-10	160	So.-1L	Helotes, Texas/O'Connor HS	—	—	—
11	Austin Karrer	G	6-3	180	Jr.-2L	New Braunfels, Texas/Canyon HS	1.5	3.0	0.5
14	Bola Alade	G	6-4	195	So.-TR	Plano, Texas/Oklahoma	—	—	—
15	Lucas O'Brien	C	6-10	245	Sr.-3L	Chandler, Ariz./Perry HS	6.0	6.0	0.0
24	Mitar Stanojevic	F	6-7	210	Fr.-HS	Belgrade, Serbia/CYM [Texas] Academy	—	—	—
32	James Ringholt	C	6-10	230	Jr.-2L	Brisbane, Australia/Brisbane Boys' College	3.0	0.0	0.0
33	A.J. Cockrell	F	6-8	230	So.-1L	Tulsa, Okla./Memorial HS	—	—	—
34	Nick Billingsley	G	6-4	185	Sr.-1L	Omaha, Neb./New Mexico JC	—	—	—

#RunWithUs

UTSA Men's Basketball Game Notes

Quick Facts

Location _____ San Antonio, Texas
 Enrollment _____ 28,628
 Founded _____ 1969
 Nickname _____ Roadrunners
 Colors _____ Navy blue, orange and white
 Home Court _____ Convocation Center
 Capacity _____ 2,650
 Conference _____ Conference USA
 Affiliation _____ NCAA Division I
 Athletic Director _____ Lynn Hickey
 Alma Mater _____ Ouachita Baptist/1973
 President _____ Dr. Ricardo Romo
 Alma Mater _____ Texas/1967
 Athletic Dept. Phone _____ 210-458-4161
 Ticket Office Phone _____ 210-458-UTSA
 Internet Address _____ goUTSA.com
 UTSA Athletics Twitter _____ @UTSAAthletics
 MBB Twitter _____ @UTSAMBB
 MBB Facebook _____ [facebook.com/utsambb](https://www.facebook.com/utsambb)
 MBB Instagram _____ UTSAMBB

Coaches

Head Coach _____ Steve Henson
 Alma Mater _____ Kansas State/1990
 Career Record _____ 0-2/1st season
 School Record _____ same
 Associate Head Coach _____ Mike Peck
 Alma Mater _____ Northwood/1993
 Assistant Coach _____ Scott Thompson
 Alma Mater _____ Ole Miss/2002
 Assistant Coach _____ Adam Hood
 Alma Mater _____ Air Force/2008
 Team Operations Coordinator _____ Jeff Luster

Team

2015-16 Record _____ 5-27
 2015-16 Record _____ 3-15/14th
 Starters returning/lost _____ 4/1
 Letterwinners R/L _____ 10/6
 Newcomers _____ 6

Athletics Communications

MBB Contact _____ Jordan Korphage
 Cell Phone _____ (210) 501-4006
 E-mail _____ jordan.korphage@utsa.edu
 Assistant AD/Athletics Communications _____ Kyle Stephens
 Stephens' Office Phone _____ (210) 458-4551
 SID FAX _____ (210) 458-4569
 Address _____ UTSA Athletics Department
 _____ One UTSA Circle
 _____ San Antonio, Texas 78249-0691

Media Policy

All interviews with student-athletes and coaches must be arranged at least 24 hours in advance by contacting the UTSA Athletics Communications Office. Telephone interviews are available on a "call-back" basis only at a time that is convenient for the student-athlete or coach. Telephone numbers will not be given out to members of the media under any conditions. Postgame interviews will be conducted courtside following a 10-minute "cooling off" period. The UTSA locker room is closed to the media. All practices are open to the media and public. **We request media members contact Assistant Athletics Communications Director Jordan Korphage at least 24 hours in advance for practice times/dates and interview requests.** In most cases, student-athletes and coaches will be made available after practice.

Scouting Illinois-Chicago: Picked to finish fourth in the Horizon League, the Flames return four starters from last year's team that went 5-25. The squad is led by 6-foot-7 forward Dikembe Dixson, who was the Horizon Freshman of the Year a season ago when he ranked second in the league in scoring at 19.8 ppg to go along with 7.3 rebounds per outing. Dixson was named to the league's preseason first-team and earned a spot on the Julius Erving Award (nation's top small forward) watch list. Meanwhile, 6-foot-9 forward Tai Odiase was named to the league's preseason second team after he averaged 9.5 points and 6.4 rebounds per game, while his 3.23 blocks per contest led the nation. The Flames opened their season last Friday with an 82-80 setback at San Francisco. Dixson led four players in double figures with 15 points in the defeat.

Statistical Comparison

UTSA		Illinois-Chicago
65.0	Scoring	80.0
70.5	Opponent Scoring	82.0
.346	Field Goal Pct.	.443
.250	3-Pt. Field Goal Pct.	.478
.580	Free Throw Pct.	.536
46.5	Rebounds	44.0
9.5	Assists	15.0
16.0	Turnovers	25.0
6.0	Steals	9.0
1.0	Blocks	6.0

Series History: Wednesday's contest will mark the third all-time meeting between UTSA and Illinois-Chicago and the Flames have won both previous matchups. The teams have not met since UIC defeated UTSA 73-47 on Nov. 29, 2003, in San Antonio. The Flames took the only meeting in Chicago, 91-75, back on Nov. 21, 2000.

Series History

O: 0-2 (H: 0-1, A: 0-1, N: 0-0)

11/21/00 _____ aL _____ 75-91
 11/29/03 _____ hL _____ 47-73

Last Time Out: UTSA led by as much as 10 points in the first half, but Oregon State opened the second half on a 14-4 run and held off the Roadrunners for a 72-64 win on Sunday afternoon at Gill Coliseum. Jeff Beverly led the way for UTSA with a dozen points, while Lucas O'Brien came off the bench to add 10 points. The Roadrunners led 35-25 with a minute to go in the opening half and took a 37-29 cushion to intermission. But the Beavers stormed back and shot 55 percent over the final 20 minutes and were able to withstand a 12-2 UTSA run late in the second half that trimmed the lead to 63-62.

Homecoming: Freshman guard George Willborn III will make his return to the Windy City on Wednesday night. The Chicago native was a three-year starter and letterwinner for head coach Tom White at De La Salle Institute and he capped his prep career last season when he averaged 19.2 points, 5.8 rebounds, 2.9 assists and 2.6 steals per game en route to first-team All-Catholic League North honors, while he also was a McDonald's All-American nominee. Willborn III has appeared in both of UTSA's games to start the 2016-17 season and he is coming off a nine-point performance at Oregon State on Sunday.

Seeing Double: After Nick Allen and Jeff Beverly recorded double-doubles in UTSA's exhibition win over Arkansas Tech, Allen and Byron Frohnen opened the 2016-17 season with double-dips on Nov. 11 at Fresno State. The duo became the first Roadrunners to register double-doubles in the same regular-season game since Jeromie Hill and Ryan Bowie accomplished the feat on March 5, 2015, against Rice. It was the first career double-double for Allen, who finished with career highs of 17 points and 14 rebounds, while Frohnen made his collegiate debut with 11 points and 11 boards. The duo combined for 11 offensive boards, as UTSA racked up 25 second chances, and the team's 55 rebounds were its most since Nov. 22, 2008, when the Roadrunners pulled down a school-record 65 boards in a win over East Central.

Henson's House: First-year head coach Steve Henson made his regular-season debut on the UTSA bench on Nov. 11 as Fresno State held off the Roadrunners, 69-66. The sixth head coach in program history, Henson comes to the Alamo City with 15 years of coaching experience — in which his teams have posted a winning record 12 times — most recently as an assistant coach under Lon Kruger at Oklahoma. There he helped guide the Sooners to four consecutive 20-win seasons and trips to the NCAA Tournament, culminating last spring in the program's fifth appearance in the

UTSA Men's Basketball Game Notes

Final Four. Mentoring the team's guards, Henson was key to the development of two-time Big 12 Player of the Year and 2016 National Player of the Year Buddy Hield, who closed his career as the No. 2 scorer in Sooners history and was selected No. 6 overall by the New Orleans Pelicans in the 2016 NBA Draft.

Welcome Back: UTSA returns 10 letterwinners from last year's squad, led by seniors J.R. Harris and Lucas O'Brien. The Roadrunners will look to replace 2015-16 leading scorer Ryan Bowie, who graduated following the season, and the team returns nearly 51 percent of the its offense from a year ago. Harris returns as the team's top threat from behind the arc after he hit 66 treys, including a UTSA single-game record 10 triples against UAB, while he led the team by connecting at an 82.9 percent clip at the free throw line. The backcourt also will see a boost from the return of Gino Littles, who started 15 games at the point in 2015-16 before a season-ending leg injury. Five members of the frontcourt are back with O'Brien, Nick Allen, A.J. Cockrell, James Ringholt and Terrell Scruggs. O'Brien led the group last season at 7.3 points and 3.6 rebounds per game. Allen and Ringholt each started at least 12 games last season, while Cockrell was one of just three players to appear in all 32 contests.

New Faces: All six of UTSA's newcomers — Bola Alade, Jeff Beverly, Giovanni De Nicolao, Byron Frohnen, Mitar Stanojevic and George Willborn III — have played their first minutes in a Roadrunners uniform through the season's first two games. After spending the fall 2015 semester as a walk-on tight end for the UTSA football team, Beverly walked-on and redshirted the spring 2016 semester on the hardwood. Alade, a fellow walk-on, followed head coach Steve Henson from Oklahoma to the Alamo City, while Frohnen became Henson's first-ever signee with the Roadrunners. Stanojevic, Willborn III and De Nicolao then joined Frohnen to make up Henson's first signing class. Beverly, De Nicolao and Frohnen earned a starting nod, while Willborn III came off the bench in the season opener at Fresno State, while Alade and Stanojevic made their debut on Nov. 13 at Oregon State.

Rare Air: UTSA head coach Steve Henson is in exclusive company among his coaching counterparts as he is one of just 10 Division I head coaches that have both played and coached in the NBA (Michael Curry, Florida Atlantic; Mike Dunleavy Sr., Tulane; Avery Johnson, Alabama; Larry Krystkowiak, Utah; Dan Marjerle, Grand Canyon; Terry Porter, Portland; Mark Price, Charlotte; Damon Stoudamire, Pacific; Reggie Theus, Cal State Northridge are the others) and one of 25 who played in the association. After a distinguished career at Kansas State, Henson was selected by the Milwaukee Bucks in the second round (44th overall) of the 1990 NBA Draft and he also played for the Atlanta Hawks, Charlotte Hornets, Portland Trail Blazers and Detroit Pistons. Following his playing days, Henson spent the 2001-02 season as an advance scout for the Hawks and moved to the bench as an assistant coach the following campaign.

Travel Log	
Date	Miles
Nov. 10 ___ San Antonio to Los Angeles	1,365
Nov. 10 ___ Los Angeles to Fresno, Calif.	227
Nov. 12 ___ Fresno, Calif. to Portland	765
Nov. 12 ___ Portland to Corvallis, Ore.	96
Nov. 13 ___ Corvallis, Ore. to Portland	96
Nov. 14 ___ Portland to Chicago	1,746
4 days of travel	4,295

The Road Well Traveled: The Roadrunners will open the 2016-17 season by playing eight of their first 11 games away from the friendly confines of the Convocation Center. Last season, UTSA opened with eight of its first nine on the road, while the 2012-13 squad played nine of its first 10 away from the Alamo City. The Roadrunners start the campaign with road matchups against a pair of NCAA Tournament participants from a season ago in Fresno State (Nov. 11) and Oregon State (Nov. 13) before a matchup at Illinois-Chicago (Nov. 16). UTSA's other road games in the

stretch come at Lamar (Nov. 22), Cal Poly (Dec. 1), Utah Valley (Dec. 3), Texas Tech (Dec. 7) and Texas A&M-Corpus Christi (Dec. 18).

On Board for 2017: Head coach Steve Henson announced on Nov. 8 that Jhivvan Jackson (Bayamón, Puerto Rico/ Eules [Texas] Trinity HS) and Adrian Rodriguez (Tulsa, Okla./Union HS) have signed National Letters of Intent during the early signing period. The pair are the fifth and sixth signees for Henson, who inked Giovanni De Nicolao, Byron Frohnen, Mitar Stanojevic and George Willborn III last spring. Jackson is a 6-foot guard who averaged 22.0 points, 5.0 rebounds, 5.0 assists and 2.8 steals per game during his junior campaign and took home District 7-6A Offensive Player of the Year and TABC 6A All-Region I honors. Meanwhile, Rodriguez is a 6-foot-7 forward who averaged 12.8 points and 8.2 rebounds last season and was named Honorable Mention All-State and All-Metro by the *Tulsa World*.

Up Next: UTSA will host Prairie View A&M at 7 p.m. on Saturday, Nov. 19, at the Convocation Center in the team's home opener. The contest will be the first home regular season game for first-year head coach Steve Henson.

Record Breakdown

Overall	0-2
at home	0-0
on the road	0-2
neutral site	0-0
overtime games	0-0
decided by 10 pts. or less	0-2
decided by 5 pts. or less	0-1
following a win	0-0
following a loss	0-1
in November	0-2
in December	0-0
in January	0-0
in February	0-0
in March	0-0
Sunday	0-1
Monday	0-0
Tuesday	0-0
Wednesday	0-0
Thursday	0-0
Friday	0-1
Saturday	0-0
leads at half	0-1
trails at half	0-1
tied at half	0-0
scores less than 60	0-0
scores 60-69	0-2
scores 70-79	0-0
scores 80-89	0-0
scores 90+	0-0
opp. scores less than 60	0-0
opp. scores 60-69	0-1
opp. scores 70-79	0-1
opp. scores 80-89	0-0
opp. scores 90+	0-0
outrebounds opponent	0-1
opponent outrebounds	0-1
rebounds are equal	0-0
shooting 50%+ FG	0-0
shooting less than 50% FG	0-2
opp. shooting 50%+ FG	0-0
opp. shooting less than 50% FG	0-2
shooting 40%+ FG	0-0
shooting less than 40% FG	0-2
opp. shooting 40%+ FG	0-2
opp. shooting less than 40% FG	0-0
more FTA than opponent	0-0
fewer FTA than opponent	0-2
equal FTA	0-0
more TO than opponent	0-1
fewer TO than opponent	0-1
equal TO	0-0

UTSA Men's Basketball Game Notes

On The Internet

goUTSA.com

The official website of UTSA Athletics is the home for all the men's basketball information you need. Schedules, results, rosters, bios, stats, releases, game notes and the 2016-17 media guide and supplement can be found here.

ConferenceUSA.com

The official website of Conference USA contains updated standings, results, schedules, stats, releases, notes and much more.

UICflames.com

The official website of UTSA's opponent.

On Social Media

UTSA Athletics

Facebook: UTSAAthletics
Twitter: @UTSAAthletics
Instagram: UTSAAthletics
Snapchat: UTSAAthletics

UTSA Men's Basketball

Facebook: UTSAAMBB
Twitter: @UTSAAMBB
Instagram: UTSAAMBB

Conference USA

Facebook: ConferenceUSA
Twitter: @Conference_USA
Twitter: @CUSAMBB

#BirdsUp

#RunWithUs

Roadrunners Sports Network

All exhibition, regular season and postseason UTSA men's basketball games can be heard live in the San Antonio area on either Ticket 760 AM or The Bull 93.3/92.5 FM. Andy Everett is back for his ninth season as the play-by-play voice of the Roadrunners. Jim Goodman will provide analysis for home broadcasts. For those outside the listening area, free live audio streams are available online at *goUTSA.com* and *ticket760.com*. The broadcast also can be heard on your mobile device with the free iHeartRadio app. The pregame show begins 30 minutes prior to tip. For the latest broadcast schedule, please visit *goUTSA.com*.



2016-17 Numerical Roster

No.	Name	Pos.	Ht.	Wt.	Yr.-Exp.	Hometown/Last School
0	Terrell Scruggs	F	6-5	195	Sr.-1L	Fresno, Texas/Grand View
1	Jeff Beverly	F	6-6	250	Jr.-RS	League City, Texas/McLennan JC
2	J.R. Harris	G	6-4	170	Sr.-1L	Baton Rouge, La./Indian Hills JC
3	Gino Littles	G	6-0	160	Jr.-2L	Phoenix, Ariz./Desert Mountain HS
4	Kyle Massie	G	5-10	160	So.-1L	Helotes, Texas/O'Connor HS
5	Giovanni De Nicolao	G	6-3	175	Fr.-HS	Padua, Italy/I.I.S.I. Newton School
11	Austin Karrer	G	6-3	180	Jr.-2L	New Braunfels, Texas/Canyon HS
13	Byron Frohnen	G	6-5	205	Fr.-HS	Las Vegas, Nev./Bishop Gorman HS
14	Bola Alade	G	6-4	195	So.-TR	Plano, Texas/Oklahoma
15	Lucas O'Brien	C	6-10	245	Sr.-3L	Chandler, Ariz./Perry HS
20	George Willborn III	G	6-3	180	Fr.-HS	Chicago, Ill./De La Salle Institute
24	Mitar Stanojevic	F	6-7	210	Fr.-HS	Belgrade, Serbia/CYM [Texas] Academy
25	Nick Allen	F	6-8	205	So.-1L	Surprise, Ariz./Willow Canyon HS
32	James Ringholt	C	6-10	230	Jr.-2L	Brisbane, Australia/Brisbane Boys' College
33	A.J. Cockrell	F	6-8	230	So.-1L	Tulsa, Okla./Memorial HS
34	Nick Billingsley	G	6-4	185	Sr.-1L	Omaha, Neb./New Mexico JC

Head Coach: Steve Henson (1st season; Kansas State '90)

Associate Head Coach: Mike Peck (1st season; Northwood '93)

Assistant Coach: Scott Thompson (1st season; Ole Miss '02)

Assistant Coach: Adam Hood (1st season; Air Force '08)

Director Operations: Jeff Luster (2nd season; Tabor College '96)

Graduate Assistant: Cale Brubaker (1st season; MidAmerica Nazarene '16)

Video Coordinator: Jaron Randle (1st season; Kansas State '16)

Pronunciation Guide

Terrell	TUH-rell
De Nicolao	day KNEE-co-laow
Padua	PAH-doo-ah
Karrer	CAR
Alade	ah-LAH-day
Mitar Stanojevic	MEE-tar STAN-o-yeh-vich



#RunWithUs

UTSA Men's Basketball Game Notes

2016-17 UTSA Men's Basketball UTSA Combined Team Statistics (as of Nov 14, 2016) All games

RECORD:	OVERALL	HOME	AWAY	NEUTRAL
ALL GAMES	0-2	0-0	0-2	0-0
CONFERENCE	0-0	0-0	0-0	0-0
NON-CONFERENCE	0-2	0-0	0-2	0-0

#	Player	gp-gs	min	avg	Total		3-Point		F-Throw		Rebounds				pf	dq	a	to	blk	stl	pts	avg
					fg-fga	fg%	3fg-fga	3fg%	ft-fga	ft%	off	def	tot	avg								
01	BEVERLY, Jeff	2-2	42	21.0	9-28	.321	2-9	.222	6-9	.667	6	6	12	6.0	10	2	2	5	0	0	26	13.0
05	DE NICOLAIO, Giovan	2-2	50	25.0	7-19	.368	3-9	.333	3-4	.750	1	5	6	3.0	9	1	4	10	0	2	20	10.0
25	ALLEN, Nick	2-2	56	28.0	7-15	.467	1-3	.333	4-6	.667	9	10	19	9.5	7	0	1	5	1	0	19	9.5
13	FROHNEN, Byron	2-2	54	27.0	6-14	.429	0-2	.000	2-8	.250	5	11	16	8.0	7	0	2	0	0	2	14	7.0
02	HARRIS, J.R.	2-2	34	17.0	6-20	.300	1-11	.091	1-2	.500	1	3	4	2.0	2	0	1	2	0	2	14	7.0
20	WILLBORN III, George	2-0	43	21.5	3-11	.273	2-4	.500	4-9	.444	1	3	4	2.0	5	0	0	5	0	3	12	6.0
15	O'BRIEN, Lucas	2-0	30	15.0	4-11	.364	0-1	.000	4-4	1.000	7	5	12	6.0	7	1	0	0	1	0	12	6.0
03	LITTLES, Gino	2-0	47	23.5	1-8	.125	0-1	.000	5-8	.625	2	4	6	3.0	3	0	8	4	0	2	7	3.5
32	RINGHOLT, James	1-0	14	14.0	1-2	.500	1-2	.500	0-0	.000	0	0	0	0.0	2	0	0	0	0	0	3	3.0
11	KARRER, Austin	2-0	29	14.5	1-2	.500	1-2	.500	0-0	.000	3	3	6	3.0	2	0	1	1	0	1	3	1.5
14	ALADE, Bola	1-0	0	0.0	0-0	.000	0-0	.000	0-0	.000	0	0	0	0.0	0	0	0	0	0	0	0	0.0
24	STANOJEVIC, Mitar	1-0	1	1.0	0-0	.000	0-0	.000	0-0	.000	0	0	0	0.0	0	0	0	0	0	0	0	0.0
Team											2	6	8									
Total.....		2	400		45-130	.346	11-44	.250	29-50	.580	37	56	93	46.5	54	4	19	32	2	12	130	65.0
Opponents.....		2	400		42-101	.416	11-30	.367	46-70	.657	13	60	73	36.5	46	0	23	26	9	20	141	70.5

TEAM STATISTICS	UTSA	OPP	Date	Opponent	Score	Att.
SCORING	130	141	11/11/16	at Fresno State	L 66-69	6088
Points per game	65.0	70.5	11/13/16	at Oregon State	L 64-72	4070
Scoring margin	-5.5	-				
FIELD GOALS-ATT	45-130	42-101	* - Conference game			
Field goal pct	.346	.416				
3 POINT FG-ATT	11-44	11-30				
3-point FG pct	.250	.367				
3-pt FG made per game	5.5	5.5				
FREE THROWS-ATT	29-50	46-70				
Free throw pct	.580	.657				
F-Throws made per game	14.5	23.0				
REBOUNDS	93	73				
Rebounds per game	46.5	36.5				
Rebounding margin	+10.0	-				
ASSISTS	19	23				
Assists per game	9.5	11.5				
TURNOVERS	32	26				
Turnovers per game	16.0	13.0				
Turnover margin	-3.0	-				
Assist/turnover ratio	0.6	0.9				
STEALS	12	20				
Steals per game	6.0	10.0				
BLOCKS	2	9				
Blocks per game	1.0	4.5				
ATTENDANCE	0	10158				
Home games-Avg/Game	0-0	2-5079				
Neutral site-Avg/Game	-	0-0				

Score by Periods	1st	2nd	Totals
UTSA	60	70	130
Opponents	57	84	141

UTSA Men's Basketball Game Notes

2016-17 UTSA Men's Basketball UTSA Season Schedule/Results & Leaders (as of Nov 14, 2016) All games

RECORD:	OVERALL	HOME	AWAY	NEUTRAL
ALL GAMES	0-2	0-0	0-2	0-0
CONFERENCE	0-0	0-0	0-0	0-0
NON-CONFERENCE	0-2	0-0	0-2	0-0

Date	Opponent	Score	Att.	High Points	High Rebounds
11/11/16	at Fresno State	66-69 L	6088	(17)ALLEN, Nick	(14)ALLEN, Nick
11/13/16	at Oregon State	64-72 L	4070	(12)BEVERLY, Jeff	(6)O'BRIEN, Lucas

* - Conference game

Attendance Summary	Games	Attend	Avg/Game
Home	0	0	0
Away	2	10158	5079
Neutral	0	0	0
Total	2	10158	5079

2016-17 UTSA Men's Basketball UTSA Team Game-by-Game (as of Nov 14, 2016) All games

TEAM STATISTICS

Opponent	Date	Score		Total		3-Pointers		Free throws		Rebounds				pf	a	t/o	blk	stl	pts	avg
				fg-fga	pct	3fg-fga	pct	ft-fta	pct	off	def	tot	avg							
at Fresno State	11/11/16	66-69	L	25-70	.357	5-25	.200	11-23	.478	25	30	55	55.0	24	11	20	0	4	66	66.0
at Oregon State	11/13/16	64-72	L	20-60	.333	6-19	.316	18-27	.667	12	26	38	46.5	30	8	12	2	8	64	65.0
UTSA		130		45-130	.346	11-44	.250	29-50	.580	37	56	93	46.5	54	19	32	2	12	130	65.0
Opponents		141		42-101	.416	11-30	.367	46-70	.657	13	60	73	36.5	46	23	26	9	20	141	70.5

Games played: 2
Points/game: 65.0
FG Pct: 34.6
3FG Pct: 25.0
FT Pct: 58.0

Rebounds/game: 46.5
Assists/game: 9.5
Turnovers/game: 16.0
Assist/turnover ratio: 0.6
Steals/game: 6.0

2016-17 UTSA Men's Basketball UTSA Opponent Game-by-Game (as of Nov 14, 2016) All games

OPPONENT STATISTICS

Opponent	Date	Score		Total		3-Pointers		Free throws		Rebounds				pf	a	t/o	blk	stl	pts	avg
				fg-fga	pct	3fg-fga	pct	ft-fta	pct	off	def	tot	avg							
at Fresno State	11/11/16	66-69	L	20-49	.408	6-18	.333	23-33	.697	3	27	30	30.0	22	11	11	2	14	69	69.0
at Oregon State	11/13/16	64-72	L	22-52	.423	5-12	.417	23-37	.622	10	33	43	36.5	24	12	15	7	6	72	70.5
Opponents		141		42-101	.416	11-30	.367	46-70	.657	13	60	73	36.5	46	23	26	9	20	141	70.5
UTSA		130		45-130	.346	11-44	.250	29-50	.580	37	56	93	46.5	54	19	32	2	12	130	65.0

Games played: 2
Points/game: 70.5
FG Pct: 41.6
3FG Pct: 36.7
FT Pct: 65.7

Rebounds/game: 36.5
Assists/game: 11.5
Turnovers/game: 13.0
Assist/turnover ratio: 0.9
Steals/game: 10.0

UTSA Men's Basketball Game Notes

The Last Time ...

<p>TEAM Played a ranked team vs. #1 Ohio State (L, 46-75) (3/18/11) Beat a ranked team at #13 Arizona State (W, 87-85) (12/18/94) Lost to a ranked team at home vs. #18 Arkansas (L, 42-71) (11/30/81) Lost to a ranked team on road at #15 Texas (L, 37-58) (11/12/08) Lost to a ranked team at neutral site vs. #1 Ohio State (L, 46-75) (3/18/11) Played an overtime game at Charlotte (2OT) (L, 108-114) (02/25/16) Played a double-overtime game at Charlotte (L, 108-114) (02/25/16) Scored 130+ points UTSA: 136 vs. East Central (W, 136-68) (11/22/08) Opp: N/A Scored 120+ points UTSA: 136 vs. East Central (W, 136-68) (11/22/08) Opp: 121 vs. Centenary (L, 116-121) (1/4/90) Scored 110+ points UTSA: 115 vs. Jarvis Christian (W, 115-49) (1/25/12) Opp: 114 at Charlotte (L, 108-114) (02/25/16) Scored 100+ points UTSA: 108 at Charlotte (L, 108-114) (02/25/16) Opp: 114 at Charlotte (L, 108-114) (02/25/16) Scored 90+ points UTSA: 108 at Charlotte (L, 108-114) (02/25/16) Opp: 114 at Charlotte (L, 108-114) (02/25/16) Scored less than 50 points UTSA: 45 at Clemson (L, 45-78) (11/15/15) Opp: 49 vs. San Jose State (W, 67-49) (3/12/13) Shot 70+ percent from field UTSA: N/A Opp: 70.0% (42-60) by UAB (01/07/16) Shot 60+ percent from field UTSA: 61.5% (24-39) vs. Texas A&M-Corpus Christi (11/23/13) Opp: 60.4% (32-53) by Louisiana Tech (02/18/16) Shot 50+ percent from field UTSA: 50.0% (37-74) at Charlotte (02/25/16) Opp: 56.8% (25-44) by UTEP (03/05/16) Shot less than 40 percent from field UTSA: 33.3% (20-60) at Oregon State (11/13/16) Opp: 32.7% (18-55) vs. Southern Miss (02/20/16) Shot less than 30 percent from field UTSA: 27.3% (12-44) at Southern Miss (2/20/14) Opp: 23.8% (15-63) by Jarvis Christian (1/25/12) Shot less than 25 percent from field UTSA: 22.6% (12-53) vs. Seattle (3/2/13) Opp: 23.8% (15-63) by Jarvis Christian (1/25/12) Did not make a 3-pointer UTSA: vs. Texas (1/5/94) Opp: at Nicholls (1/14/09) Won by 20+ points UTSA: (21) 74-53 vs. Southern Miss (02/20/16) Opp: (24) 58-82 vs. Florida Atlantic (03/08/16)</p>	<p>Won by 30+ points UTSA: (30) 75-45 at Texas A&M-Corpus Christi (12/21/12) Opp: (66) 50-116 at Texas (12/08/15) Won by 40+ points UTSA: (66) 115-49 vs. Jarvis Christian (1/25/12) Opp: (66) 50-116 at Texas (12/08/15) Won by 50+ points UTSA: (66) 115-49 vs. Jarvis Christian (1/25/12) Opp: (66) 50-116 at Texas (12/08/15) Won by 60+ points UTSA: (66) 115-49 vs. Jarvis Christian (1/25/12) Opp: (66) 50-116 at Texas (12/08/15) Scored 50+ points in a half UTSA: 51 (2nd) 91-109 vs. Marshall (02/06/16) Opp: 51 (2nd) 58-82 vs. Florida Atlantic (03/08/16) Scored 50 points in both halves UTSA: 54 (1st), 61 (2nd), vs. Jarvis Christian (1/25/12) Opp: 52 (1st), 57 (2nd), Marshall (02/06/16) Had 5+ players score in double digits UTSA: Ryan Bowie (23), Lucas O'Brien (21), Christian Wilson (20), J.R. Harris (18), Phillip Jones (15) at Charlotte (02/25/16) Opp: Curran Scott (22), Jon Davis (21), Joseph Uchebo (21), Braxton Ogbueze (17), Anthony Vanhook (15), Andrien White (15), Charlotte (02/25/16) Had 2+ 20-point scorers UTSA: Ryan Bowie (23), Lucas O'Brien (21), Christian Wilson (20) at Charlotte (02/25/16) Opp: Trey Freeman (21), Brandon Stith (21) at Old Dominion (02/27/16) Had 3+ 20-point scorers UTSA: Ryan Bowie (23), Lucas O'Brien (21), Christian Wilson (20) at Charlotte (02/25/16) Opp: Curran Scott (22), Jon Davis (21), Joseph Uchebo (21), Charlotte (02/25/16)</p> <p>PLAYER Scored 50+ points UTSA: 52, Roderic Hall, vs. Maine (12/6/97) Opp: 61, Wayman Tisdale, Oklahoma (12/28/83) Scored 40+ points UTSA: 52, Roderic Hall, vs. Maine (12/6/97) Opp: 41, RJ Hunter, Georgia State (12/22/13) Scored 30+ points UTSA: 36, J.R. Harris at UAB (01/07/16) Opp: 31, Davonté Lacy, at Washington State (12/6/14) Recorded a triple-double UTSA: Devin Gibson, (28 pts, 10 reb, 10 ast) vs. Samford (3/9/11) Opp: Maurice Baker, Oklahoma State (19 pts, 14 reb, 10 ast) (1/3/01) Recorded a double-double UTSA: Nick Allen (17 pts, 14 reb), Byron Frohnen (11 pts, 11 reb) at Fresno State (11/11/16) Opp: Tres Tinkle (26 pts, 12 reb) at Oregon State (11/13/16) Two players recorded a double-double UTSA: Nick Allen (17 pts, 14 reb), Byron Frohnen (11 pts, 11 reb) at Fresno State (11/11/16) Opp: Johnathan Jordan (12 pts, 10 ast), Nate Maxey (10 pts, 10 reb), Texas A&M-Corpus Christi (2/22/12)</p>	<p>Recorded 20+ rebounds UTSA: 20, Clarence McGee, vs Hardin-Simmons (2/27/88) Opp: 22, Wayman Tisdale, Oklahoma (12/28/83) Recorded 15+ rebounds UTSA: 15, Kaj-Björn Sherman at Florida Atlantic (2/7/15) Opp: 16, Joseph Uchebo, Charlotte (02/25/16) Recorded 20+pts/20+reb UTSA: Clarence McGee (20 pts, 20 reb), vs Hardin-Simmons (2/27/88) Opp: Wayman Tisdale (61 pts, 22 reb), Oklahoma, (12/28/83) Recorded 10+ assists UTSA: 10, Christian Wilson, at Old Dominion (02/27/16) Opp: 11, Khari Price, Southern Miss (01/30/16) Made 8+ 3-pointers UTSA: 10, J.R. Harris at UAB (11/07/16) Opp: 8, Devonté Lacy, Washington State (12/6/14) Made 7+ 3-pointers UTSA: 10, J.R. Harris at UAB (11/07/16) Opp: 7, Jon Elmore, Marshall (02/06/16) Made 6+ 3-pointers UTSA: 6, J.R. Harris at Charlotte (02/25/16) Opp: 6, Marcus Jackson, Rice (3/5/15) Made 15+ free throws UTSA: 16, Michael Hale III at Seattle (1/24/13) Opp: 15, Akeem Richmond, East Carolina (2/8/14) Made 10+ free throws UTSA: 12, Christian Wilson vs. Marshall (02/06/16) Opp: 11, Tres Tinkle, Oregon State (11/13/16) Recorded 10+ blocks UTSA: N/A Opp: 13, Wojciech Myrda, Louisiana-Monroe (1/17/02) Recorded 5+ blocks UTSA: 7, Anthony Fuqua, vs. Nicholls State (1/14/05) Opp: 7, Brandon Stith, Old Dominion (02/27/16) Recorded 5+ steals UTSA: 5, Christian Wilson at FIU (02/13/16) Opp: 5, Jaron Hopkins, Fresno State (11/11/16) Played every minute (regulation) UTSA: J.R. Harris, Ryan Bowie vs. Florida Atlantic (03/08/16) Opp: Jon Davis, Charlotte (02/25/16) Two players played every minute (regulation) UTSA: J.R. Harris, Ryan Bowie vs. Florida Atlantic (03/08/16) Opp: Anthony Miles, Brandon McThay, Lamar (2/28/09) Played every minute (+OT) UTSA: Jordan Sims, at Tulsa (3/2/14) Opp: Jon Davis, Charlotte (02/25/16) Played every minute (+2OT) UTSA: N/A Opp: Jon Davis, Charlotte (02/25/16) Fouled out UTSA: Jeff Beverly, Lucas O'Brien at Oregon State (11/13/16) Opp: Andrien White, Charlotte (02/25/16) Two players fouled out UTSA: Jeff Beverly, Lucas O'Brien at Oregon State (11/13/16) Opp: Quinton Campbell, Raheem Watts at Southern Miss (01/30/16)</p>
--	--	--

UTSA Men's Basketball Game Notes



Steve Henson

Head Coach

1st Season • Kansas State '90

The Henson File

Coaching Experience

2016-Present _____ Head Coach, UTSA
 2011-16 _____ Assistant Coach, Oklahoma
 2004-11 _____ Assistant Coach, UNLV
 2003-04 _____ Assistant Coach, South Florida
 2002-03 _____ Assistant Coach, Atlanta Hawks
 2001-02 _____ Advance Scout, Atlanta Hawks
 1999-2000 _____ Assistant Coach, Illinois

Year-By-Year Record

UTSA (2016-Present)

Year _____ Overall _____ Conference _____
 2016-17 _____ 0-2 _____ 0-0

Career Record _____ **0-2 (.000)** _____ **0-0 (.000)**

Playing Experience

Professional

1999 _____ Scavolini Pesaro (Italy)
 1999 _____ Detroit Pistons
 1998-99 _____ Panionios (Greece)
 1998 _____ Detroit Pistons
 1997-98 _____ Grand Rapids Hoops (CBA)
 1995-97 _____ Virtus Roma (Italy)
 1994-95 _____ Portland Trail Blazers
 1994 _____ Mexico City Aztecas (CBA)
 1994 _____ Fargo-Moorhead Fever (CBA)
 1993-94 _____ Rapid City Thrillers (CBA)
 1993 _____ Charlotte Hornets
 1992-93 _____ Atlanta Hawks
 1992 _____ La Crosse Catbirds (CBA)
 1990-92 _____ Milwaukee Bucks

College

1986-90 _____ Kansas State

High School

1982-86 _____ McPherson [Kan.] High School

Education

B.S. Human Movement, Kansas State, 1990

Personal

Birthplace _____ Junction City, Kan.
 Wife _____ Cindy
 Sons _____ Quinton and Pearson



Steve Henson was named the sixth head men's basketball coach in UTSA history on April 1, 2016.

Henson comes to the Alamo City with 15 years of coaching experience — in which his teams have posted a winning record 12 times — most recently as an assistant coach under Lon Kruger at Oklahoma.

During his five seasons with the Sooners (2011-16), Henson helped guide the squad to four consecutive 20-win seasons and NCAA Tournament berths, culminating last spring with the program's fifth appearance in the Final Four and its first since 2002. Oklahoma also saw an increase in its win total in each of the last five campaigns.

Mentoring the Sooners' guards, Henson was instrumental in the development of two-time Big 12 Conference Player of the Year Buddy Hield, who led all Power 5 conference players in scoring during the 2015-16 season at 25.0 points per game and he owns the Big 12 scoring record with 2,291 career points, which also ranks second in Oklahoma history. Additionally, Hield earned the Oscar Robertson Trophy, the Naismith College Player of the Year Award, the John R. Wooden Award and he was named the Sporting News Player of the Year. Hield also was named the Big 12 Male Sportsperson of the Year, took home the Jerry West Award (nation's top shooting guard) and he was a finalist for the Senior CLASS Award. Hield was then taken with the sixth overall pick by the New Orleans Pelicans in the 2016 NBA Draft to become just the sixth lottery selection in Oklahoma history.

Prior to his time in Norman, Henson spent seven seasons with Kruger at UNLV (2004-11) and he aided the Runnin' Rebels to a 161-71 (.694) record, six postseason appearances (four NCAA Tournaments) and a pair of Mountain West Conference Tournament titles. UNLV averaged 23 wins per year during his time and following a 30-7 mark and run to the 2007 Sweet 16, Rivals.com recognized Henson as one of the top 25 assistant coaches in the nation.

Henson spent a season as an assistant coach at South Florida (2003-04) following a two-year stint in the NBA as a member of the Atlanta Hawks staff. He served as an advance scout for the 2001-02 campaign and made the move to the bench as an assistant coach for the 2002-03 season.

Henson got his start in coaching under Kruger as an assistant at Illinois (1999-2000) when he helped the Illini to a 22-10 record and an NCAA Tournament berth.

A native of McPherson, Kan., Henson was a four-year starting point guard at Kansas State from 1986-90. He

earned All-Big Eight Conference honors as a junior and senior and also was named an honorable mention All-American and team captain during each of his final two seasons. He was the first player in school history to play in four consecutive NCAA Tournaments and as a sophomore in 1987-88, he helped guide the Wildcats to a 25-9 record and a spot in the Elite Eight.

Henson led Kansas State in scoring his final two years by averaging 18.5 points per game as a junior and 17.4 points per game as a senior. He holds three of the top four single-season free throw percentages in school history, including an NCAA-leading .925 mark as a sophomore, while he finished second in the country as a junior (.920).

He still holds all-time program records for assists (582), assists per game (4.58), free-throw percentage (.900), minutes played (4,474), minutes per game (35.2), starts (118), consecutive games played (127) and consecutive starts (118). Henson ranks among the best in school annals in nine other categories, including 3-point field goals (240/2nd), 3-point field goal percentage (.447/2nd), steals (190/2nd), 3-point field goal attempts (537/3rd), free throws (361/4th), assist-to-turnover ratio (1.98/4th), scoring (1,655/6th), games played (127/7th) and field goals (527/7th).

Henson also was a decathlete at Kansas State, placing third as a sophomore and junior at the Big Eight Championships. As a junior at the 1989 league meet, he finished third overall with 6,886 points, winning the javelin and high jump and placing second in the discus, pole vault and 1,500-meter run. Henson was named to the Kansas State All-Century Team that was selected in February 2003 and he was inducted into the Kansas Sports Hall of Fame in October 2009. Additionally, he was inducted into the Kansas State Athletics Hall of Fame in October 2013.

After graduating from Kansas State in 1990 with a degree in human movement, he was picked by the Milwaukee Bucks in the second round of the 1990 NBA Draft with the 44th overall selection. Henson played for the Bucks, Hawks, Charlotte Hornets, Portland Trail Blazers and Detroit Pistons during his seven-year NBA career as well as two seasons in Italy with additional stops in the Continental Basketball Association (CBA) and Greece for a total of nine professional seasons.

Prior to his time in Manhattan, Kan., Henson was a two-time first-team all-state selection at McPherson High School, where he played for his father, Mike, and he was named Mr. Basketball for the state of Kansas in 1986. In addition, Henson was a Junior Olympic National Champion in both the decathlon and high jump and a Kansas high school state champion in both the javelin and high jump.

He and his wife, Cindy, have two sons, Quinton and Pearson.

UTSA Men's Basketball Game Notes



0 • Terrell Scruggs

6-5 • 195 • Sr.-1L • Forward • Fresno, Texas (Hightower HS/Grand View)

Player Notes

Walk-on appeared in 15 games and totaled 12 points, 14 rebounds, four steals and three assists during the 2015-16 season ... made his UTSA debut in the season-opener with four points and three boards in 15 minutes of action off the bench at Loyola-Chicago (Nov. 13) ... also pulled down three rebounds against Texas Southern (Nov. 25).

Season Highs

- Points _____
- Field Goals Made _____
- Field Goals Attempted _____
- 3-point Field Goals Made _____
- 3-point Field Goals Attempted _____
- Free Throws Made _____
- Free Throws Attempted _____
- Rebounds _____
- Assists _____
- Steals _____
- Blocks _____
- Minutes _____

Career Stats

Season	gp-gs	min/avg	Total		3-Point		F-Throws		Rebounds				Scoring							
			fg-fga	pct	fg-fga	pct	ft-fta	pct	off	def	tot	avg	pf	fo	ast	to	blk	stl	pts	avg
2015-16	15-0	82/5.5	4-14	.286	0-4	.000	4-10	.400	4	10	14	0.9	12	0	3	11	0	4	12	0.8
TOTAL	15-0	82/5.5	4-14	.286	0-4	.000	4-10	.400	4	10	14	0.9	12	0	3	11	0	4	12	0.8

Scruggs' 2016-17 Game-by-Game

Career Highs

- Points 4, at Loyola-Chicago (11/13/15)
- Field Goals Made 1 (3x), last at Creighton (11/17/15)
- Field Goals Attempted 4, at Clemson (11/15/15)
- 3-point Field Goals Made ---
- 3-point Field Goals Attempted 1 (4x), last vs. North Texas (01/01/16)
- Free Throws Made 2, at Loyola-Chicago (11/13/15)
- Free Throws Attempted 4, at Creighton (11/17/15)
- Rebounds 3 (2x), last vs. Texas Southern (11/25/15)
- Assists 2, at Creighton (11/17/15)
- Steals 2, at Clemson (11/15/15)
- Blocks ---
- Minutes 15, at Loyola-Chicago (11/13/15)

UTSA Men's Basketball Game Notes



Season Highs

- **Points** 14, at Fresno State (11/11/16)
- **Field Goals Made** 5, at Fresno State (11/11/16)
- **Field Goals Attempted** 14 (2x), last at Oregon State (11/13/16)
- **3-point Field Goals Made** 1 (2x), last at Oregon State (11/13/16)
- **3-point Field Goals Attempted** 5, at Oregon State (11/13/16)
- **Free Throws Made** 3 (2x), at Oregon State (11/13/16)
- **Free Throws Attempted** 6, at Fresno State (11/11/16)
- **Rebounds** 8, at Fresno State (11/11/16)
- **Assists** 2, at Oregon State (11/13/16)
- **Steals** —
- **Blocks** —
- **Minutes** 25, at Oregon State (11/13/16)

1 • Jeff Beverly

6-6 • 250 • Jr.-RS • Forward • League City, Texas (Clear Springs HS/McLennan JC)

Player Notes

Leads the team at 13.0 ppg ... opened the season with 14 points and eight rebounds at Fresno State (Nov. 11) ... led UTSA with 28 points and 13 rebounds in its exhibition win over Arkansas Tech ... was a walk-on tight end on the UTSA football team during the fall 2015 semester and joined the basketball team for the spring 2016 semester ... appeared in 31 contests during the 2014-15 season at McLennan [Texas] CC for head coach Kevin Gill ... averaged 8.6 points and 4.0 rebounds per contest while he shot 54.6 percent from the floor and 79.8 percent at the free-throw line ... scored a season-high 26 points in a win over God's Academy ... spent the 2013-14 season at Texas A&M-Corpus Christi under head coach Willis Wilson and was one of two players to start all 34 contests

Career Stats

Season	gp-gs	min/avg	Total		3-Point		F-Throws		Rebounds				Scoring							
			fg-fga	pct	fg-fga	pct	ft-fa	pct	off	def	tot	avg	pf	fo	ast	to	blk	stl	pts	avg
2016-17	2-2	42/21.0	9-28	.321	2-9	.222	6-9	.667	6	6	12	6.0	10	2	2	5	0	0	26	13.0
TOTAL	2-2	42/21.0	9-28	.321	2-9	.222	6-9	.667	6	6	12	6.0	10	2	2	5	0	0	26	13.0


Beverly's 2016-17 Game-by-Game

Opponent	Date	gs	min	Total		3-Pointers		Free throws		Rebounds				pf	a	t/o	blk	stl	pts	avg
				fg-fga	pct	3fg-fga	pct	ft-fa	pct	off	def	tot	avg							
at Fresno State	11/11/16	*	17	5-14	.357	1-4	.250	3-6	.500	5	3	8	8.0	5	0	4	0	0	14	14.0
at Oregon State	11/13/16	*	25	4-14	.286	1-5	.200	3-3	1.000	1	3	4	6.0	5	2	1	0	0	12	13.0
Totals			42	9-28	.321	2-9	.222	6-9	.667	6	6	12	6.0	10	2	5	0	0	26	13.0

Games played: 2
 Minutes/game: 21.0
 Points/game: 13.0
 FG Pct: 32.1
 3FG Pct: 22.2
 FT Pct: 66.7

Rebounds/game: 6.0
 Assists/game: 1.0
 Turnovers/game: 2.5
 Assist/turnover ratio: 0.4

UTSA Men's Basketball Game Notes



2 • J.R. Harris

6-4 • 170 • Sr.-1L • Guard • Baton Rouge, La. (Southern Lab HS/Indian Hills JC)

Player Notes

Appeared in 31 contests with 19 consecutive starts to close the season and ranked third on the team with 11.9 ppg last season ... also averaged 2.5 rebounds and 1.6 assists per outing ... shot 82.9 percent at the free-throw line to rank eighth in Conference USA, while his 2.13 3-pointers per game ranked ninth in the circuit ... his 66 triples were second-most on the team... scored in double figures 19 times, including four games of at least 20 points, and hit at least five 3-pointers in five contests ... averaged 12.1 points in C-USA play ... set a UTSA single-game record with 10 3-pointers en route to a season-high 36 points at UAB (Jan. 7) ... added 21 points in games against Texas Southern (Nov. 25) and Florida Atlantic (March 8).

Season Highs

- Points 8, at Oregon State (11/13/16)
- Field Goals Made 3 (2x), last at Oregon State (11/13/16)
- Field Goals Attempted 15, at Fresno State (11/11/16)
- 3-point Field Goals Made 1, at Oregon State (11/13/16)
- 3-point Field Goals Attempted 10, at Fresno State (11/11/16)
- Free Throws Made 1, at Oregon State (11/13/16)
- Free Throws Attempted 2, at Oregon State (11/13/16)
- Rebounds 3, at Fresno State (11/11/16)
- Assists 1, at Fresno State (11/11/16)
- Steals 1 (2x), last at Oregon State (11/13/16)
- Blocks —
- Minutes 28, at Fresno State (11/11/16)

Career Highs

- Points 36, at UAB (01/07/16)
- Field Goals Made 11, at UAB (01/07/16)
- Field Goals Attempted 18, at Louisiana Tech (01/28/16)
- 3-point Field Goals Made 10, at UAB (01/07/16)
- 3-point Field Goals Attempted 14, at UAB (01/07/16)
- Free Throws Made 9, at FIU (02/13/16)
- Free Throws Attempted 9, at FIU (02/13/16)
- Rebounds 5 (3x), last at Charlotte (02/25/16)
- Assists 5, at FIU (02/13/16)
- Steals 4, vs. Florida Atlantic (03/08/16)
- Blocks 1 (4x), last at UTEP (03/05/16)
- Minutes 40 (2x), last vs. Florida Atlantic (03/08/16)

Career Stats

Season	gp-gs	min/avg	Total		3-Point		F-Throws		Rebounds				Scoring							
			fg-fga	pct	fg-fga	pct	ft-fga	pct	off	def	tot	avg	pf	fo	ast	to	blk	stl	pts	avg
2015-16	30-18	833/27.8	110-323	.341	61-190	.321	68-81	.840	12	62	74	2.5	76	4	47	54	4	23	349	11.6
2016-17	2-2	34/17.0	6-20	.300	1-11	.091	1-2	.500	1	3	4	2.0	2	0	1	2	0	2	14	7.0
TOTAL	32-20	867/27.1	116-343	.338	62-201	.308	69-83	.831	13	65	78	2.4	78	4	48	56	4	25	363	11.3

Harris' 2016-17 Game-by-Game

Opponent	Date	gs	min	Total		3-Pointers		Free throws		Rebounds				pf	a	t/o	blk	stl	pts	avg	
				fg-fga	pct	3fg-fga	pct	ft-fga	pct	off	def	tot	avg								
at Fresno State	11/11/16	*	28	3-15	.200	0-10	.000	0-0	.000	0	3	3	3.0	2	1	2	0	1	6	6.0	
at Oregon State	11/13/16	*	6	3-5	.600	1-1	1.000	1-2	.500	1	0	1	2.0	0	0	0	0	1	8	7.0	
Totals			2	34	6-20	.300	1-11	.091	1-2	.500	1	3	4	2.0	2	1	2	0	2	14	7.0

Games played: 2
 Minutes/game: 17.0
 Points/game: 7.0
 FG Pct: 30.0
 3FG Pct: 9.1
 FT Pct: 50.0

Rebounds/game: 2.0
 Assists/game: 0.5
 Turnovers/game: 1.0
 Assist/turnover ratio: 0.5
 Steals/game: 1.0

UTSA Men's Basketball Game Notes



Season Highs

- **Points** 5, at Oregon State (11/13/16)
- **Field Goals Made** 1, at Oregon State (11/13/16)
- **Field Goals Attempted** 4 (2x), at Oregon State (11/13/16)
- **3-point Field Goals Made** ---
- **3-point Field Goals Attempted** 1, at Fresno State (11/11/16)
- **Free Throws Made** 3, at Oregon State (11/13/16)
- **Free Throws Attempted** 4 (2x), last at Oregon State (11/13/16)
- **Rebounds** 5, at Oregon State (11/13/16)
- **Assists** 5, at Oregon State (11/13/16)
- **Steals** 2, at Oregon State (11/13/16)
- **Blocks** ---
- **Minutes** 25, at Oregon State (11/13/16)

Career Highs

- **Points** 16, at Creighton (11/17/15)
- **Field Goals Made** 5 (2x), last vs. A&M-Corpus Christi (12/12/15)
- **Field Goals Attempted** 9, at Creighton (11/17/15)
- **3-point Field Goals Made** 2 (3x), last vs. Cal Poly (12/22/15)
- **3-point Field Goals Attempted** 3 (4x), last vs. East Central (12/16/15)
- **Free Throws Made** 6, vs. Rice (01/03/16)
- **Free Throws Attempted** 8, vs. Rice (01/03/16)
- **Rebounds** 5 (5x), last at Oregon State (11/13/16)
- **Assists** 7, vs. Central Arkansas (11/23/15)
- **Steals** 4, vs. East Central (12/16/15)
- **Blocks** ---
- **Minutes** 40, vs. North Texas (03/07/15)

3 • Gino Littles

6-0 • 160 • Jr.-2L • Guard • Phoenix, Ariz. (Desert Mountain HS)

Player Notes

Leads the team at 4.0 assists per game ... was awarded a scholarship before the 2015-16 season and started the first 15 games before his campaign was cut short because of a knee injury ... averaged 8.2 points, 3.3 assists and 3.2 rebounds per outing ... shot 50.5 percent from the floor and 46.7 percent from behind the arc ... scored in double figures seven times, including a career-high 16 points at Creighton (Nov. 17) ... had at least five assists in a game five times, highlighted by a career-high seven helpers against Central Arkansas (Nov. 23).

Career Stats

Season	gp-gs	min/avg	Total		3-Point		F-Throws		Rebounds					Scoring						
			fg-fga	pct	fg-fga	pct	ft-fa	pct	off	def	tot	avg	pf	fo	ast	to	blk	stl	pts	avg
2014-15	27-22	640/23.7	25-67	.373	5-32	.156	10-17	.588	13	38	51	1.9	37	0	57	24	0	17	65	2.4
2015-16	16-15	503/31.4	47-93	.505	7-15	.467	30-47	.638	7	44	51	3.2	26	0	53	35	0	20	131	8.2
2016-17	2-0	47/23.5	1-8	.125	0-1	.000	5-8	.625	2	4	6	3.0	3	0	8	4	0	2	7	3.5
TOTAL	45-37	1190/26.4	73-168	.435	12-48	.250	45-72	.625	22	86	108	2.4	66	0	118	63	0	39	203	4.5

Littles' 2016-17 Game-by-Game

Opponent	Date	gs	min	Total		3-Pointers		Free throws		Rebounds				pf	a	t/o	blk	stl	pts	avg	
				fg-fga	pct	3fg-fga	pct	ft-fa	pct	off	def	tot	avg								
at Fresno State	11/11/16		22	0-4	.000	0-1	.000	2-4	.500	0	1	1	1.0	2	3	3	0	0	2	2.0	
at Oregon State	11/13/16		25	1-4	.250	0-0	.000	3-4	.750	2	3	5	3.0	1	5	1	0	2	5	3.5	
Totals			0	47	1-8	.125	0-1	.000	5-8	.625	2	4	6	3.0	3	8	4	0	2	7	3.5

Games played: 2
 Minutes/game: 23.5
 Points/game: 3.5
 FG Pct: 12.5
 3FG Pct: 0.0
 FT Pct: 62.5

Rebounds/game: 3.0
 Assists/game: 4.0
 Turnovers/game: 2.0
 Assist/turnover ratio: 2.0
 Steals/game: 1.0

UTSA Men's Basketball Game Notes



Season Highs

- **Points** 11, at Fresno State (11/11/16)
- **Field Goals Made** 4, at Fresno State (11/11/16)
- **Field Goals Attempted** 11, at Oregon State (11/13/16)
- **3-point Field Goals Made** 2, at Fresno State (11/11/16)
- **3-point Field Goals Attempted** 5, at Oregon State (11/13/16)
- **Free Throws Made** 2, at Oregon State (11/13/16)
- **Free Throws Attempted** 2 (2x), last at Oregon State (11/13/16)
- **Rebounds** 4, at Oregon State (11/13/16)
- **Assists** 3, at Fresno State (11/11/16)
- **Steals** 1 (2x), last at Oregon State (11/13/16)
- **Blocks** —
- **Minutes** 27, at Oregon State (11/13/16)

5 • Giovanni De Nicolao

6-3 • 175 • Fr.-HS • Guard • Padua, Italy (I.I.S.I. Newton School)

Player Notes

His 10.0 ppg rank second on the team ... opened the season with 11 points, three assists and two rebounds at Fresno State (Nov. 11) ... played with the U20 Italian National Team in 2016 as it prepared to compete at the European Junior Championships ... averaged 8.3 points, 5.8 rebounds, 3.5 assists and 2.5 steals per game while playing with Vicenza Basketball 2012 during the 2014-15 season and won promotion to Serie B ... helped guide Casale Monferrato to the Serie A2 playoffs in 2015-16 ... also played in the Nike Junior Tournament with Virtus Roma.

Career Stats

Season	gp-gs	min/avg	Total		3-Point		F-Throws		Rebounds				Scoring							
			fg-fga	pct	fg-fga	pct	ft-fa	pct	off	def	tot	avg	pf	fo	ast	to	blk	stl	pts	avg
2016-17	2-2	50/25.0	7-19	.368	3-9	.333	3-4	.750	1	5	6	3.0	9	1	4	10	0	2	20	10.0
TOTAL	2-2	50/25.0	7-19	.368	3-9	.333	3-4	.750	1	5	6	3.0	9	1	4	10	0	2	20	10.0


De Nicolao's 2016-17 Game-by-Game

Opponent	Date	gs	min	Total		3-Pointers		Free throws		Rebounds				pf	a	t/o	blk	stl	pts	avg	
				fg-fga	pct	3fg-fga	pct	ft-fa	pct	off	def	tot	avg								
at Fresno State	11/11/16	*	23	4-8	.500	2-4	.500	1-2	.500	1	1	2	2.0	5	3	5	0	1	11	11.0	
at Oregon State	11/13/16	*	27	3-11	.273	1-5	.200	2-2	1.000	0	4	4	3.0	4	1	5	0	1	9	10.0	
Totals			2	50	7-19	.368	3-9	.333	3-4	.750	1	5	6	3.0	9	4	10	0	2	20	10.0

Games played: 2
 Minutes/game: 25.0
 Points/game: 10.0
 FG Pct: 36.8
 3FG Pct: 33.3
 FT Pct: 75.0

Rebounds/game: 3.0
 Assists/game: 2.0
 Turnovers/game: 5.0
 Assist/turnover ratio: 0.4
 Steals/game: 1.0

UTSA Men's Basketball Game Notes



Season Highs

- **Points** 3, at Oregon State (11/13/16)
- **Field Goals Made** 1, at Oregon State (11/13/16)
- **Field Goals Attempted** 2, at Oregon State (11/13/16)
- **3-point Field Goals Made** 1, at Oregon State (11/13/16)
- **3-point Field Goals Attempted** 2, at Oregon State (11/13/16)
- **Free Throws Made** —
- **Free Throws Attempted** —
- **Rebounds** 4, at Fresno State (11/11/16)
- **Assists** 1, at Fresno State (11/11/16)
- **Steals** 1, at Fresno State (11/11/16)
- **Blocks** —
- **Minutes** 15, at Fresno State (11/11/16)

Career Highs

- **Points** 7 (2x), last at Creighton (11/17/15)
- **Field Goals Made** 3 (2x), last at Creighton (11/17/15)
- **Field Goals Attempted** 7, vs. UTRGV (11/17/14)
- **3-point Field Goals Made** 1 (6x), last at Oregon State (11/13/16)
- **3-point Field Goals Attempted** 3, vs. UTRGV (11/17/14)
- **Free Throws Made** 2 (3x), last vs. Southern Miss (02/20/16)
- **Free Throws Attempted** 4, vs. Cal Poly (12/22/15)
- **Rebounds** 6, at Southern Utah (11/21/15)
- **Assists** 3 (4x), last vs. Florida Atlantic (03/08/16)
- **Steals** 3 (3x), last at FIU (02/13/16)
- **Blocks** 3, vs. Florida Atlantic (03/08/16)
- **Minutes** 35, vs. Florida Atlantic (03/08/16)

11 • Austin Karrer

6-3 • 180 • Jr.-2L • Guard • New Braunfels, Texas (Canyon HS)

Player Notes

One of three players to appear in all 32 games and made 13 starts during the 2015-16 season ... averaged 1.6 points, 1.8 rebounds and 17.1 minutes per contest ... tied a career high with seven points at Creighton (Nov. 17) and added three assists in the game ... pulled down a career-high six rebounds in the win over Southern Utah (Nov. 21) ... also earned the Conference USA Academic Medal, which recognizes student-athletes with at least a 3.75 GPA, and made the C-USA Commissioner's Honor Roll.

Career Stats

Season	gp-gs	min/avg	Total		3-Point		F-Throws		Rebounds				Scoring							
			fg-fga	pct	fg-fga	pct	ft-fa	pct	off	def	tot	avg	pf	fo	ast	to	blk	stl	pts	avg
2014-15	21-0	147/7.0	8-20	.400	3-12	.250	3-7	.429	5	10	15	0.7	18	1	5	5	1	5	22	1.0
2015-16	31-13	512/16.5	18-48	.375	3-23	.130	13-31	.419	18	36	54	1.7	66	1	22	24	4	20	52	1.7
2016-17	2-0	29/14.5	1-2	.500	1-2	.500	0-0	.000	3	3	6	3.0	2	0	1	1	0	1	3	1.5
TOTAL	54-13	688/12.7	27-70	.386	7-37	.189	16-38	.421	26	49	75	1.4	86	2	28	30	5	26	77	1.4

Karrer's 2016-17 Game-by-Game

Opponent	Date	gs	min	Total		3-Pointers		Free throws		Rebounds				pf	a	t/o	blk	stl	pts	avg	
				fg-fga	pct	3fg-fga	pct	ft-fa	pct	off	def	tot	avg								
at Fresno State	11/11/16		15	0-0	.000	0-0	.000	0-0	.000	2	2	4	4.0	1	1	1	0	1	0	0.0	
at Oregon State	11/13/16		14	1-2	.500	1-2	.500	0-0	.000	1	1	2	3.0	1	0	0	0	0	3	1.5	
Totals			0	29	1-2	.500	1-2	.500	0-0	.000	3	3	6	3.0	2	1	1	0	1	3	1.5

Games played: 2
 Minutes/game: 14.5
 Points/game: 1.5
 FG Pct: 50.0
 3FG Pct: 50.0

Rebounds/game: 3.0
 Assists/game: 0.5
 Turnovers/game: 0.5
 Assist/turnover ratio: 1.0
 Steals/game: 0.5

UTSA Men's Basketball Game Notes



Season Highs

- **Points** 11, at Fresno State (11/11/16)
- **Field Goals Made** 5, at Fresno State (11/11/16)
- **Field Goals Attempted** 9, at Fresno State (11/11/16)
- **3-point Field Goals Made** —
- **3-point Field Goals Attempted** 1 (2x), last at Oregon State (11/13/16)
- **Free Throws Made** 1 (2x), at Oregon State (11/13/16)
- **Free Throws Attempted** 5, at Fresno State (11/11/16)
- **Rebounds** 11, at Fresno State (11/11/16)
- **Assists** 2, at Fresno State (11/11/16)
- **Steals** 1 (2x), last at Oregon State (11/13/16)
- **Blocks** —
- **Minutes** 31, at Fresno State (11/11/16)

13 • Byron Frohnen

6-5 • 205 • Fr.-HS • Guard • Las Vegas, Nev. (Bishop Gorman HS)

Player Notes

His 8.0 rpg rank second on the team ... opened the campaign with a double-double of 11 points and 11 rebounds at Fresno State (Nov. 11) ... first signee for head coach Steve Henson ... was a three-year letterwinner at Bishop Gorman High School in Las Vegas, Nev., under head coach Grant Rice ... helped lead the Gaels to NIAA Division I State Championships all three seasons ... honorable mention all-state selection by the *Las Vegas Review-Journal* along with second-team All-Sunset Southwest League honors as a senior after he averaged 14.0 points, 9.0 rebounds, 5.0 assists, 3.0 blocks and 2.5 steals per game ... helped Bishop Gorman to a 28-8 record and the program's fifth consecutive state title ... went 10-for-10 from the field for 20 points to go along with seven rebounds and three assists in the state semifinal win and added 12 points, six boards and three blocks in the state championship game ... graduated with an honors diploma.

Career Stats

Season	gp-gs	min/avg	Total		3-Point		F-Throws		Rebounds				Scoring							
			fg-fga	pct	fg-fga	pct	ft-fa	pct	off	def	tot	avg	pf	fo	ast	to	blk	stl	pts	avg
2016-17	2-2	54/27.0	6-14	.429	0-2	.000	2-8	.250	5	11	16	8.0	7	0	2	0	0	2	14	7.0
TOTAL	2-2	54/27.0	6-14	.429	0-2	.000	2-8	.250	5	11	16	8.0	7	0	2	0	0	2	14	7.0

Frohnen's 2016-17 Game-by-Game

Opponent	Date	gs	min	Total		3-Pointers		Free throws		Rebounds				pf	a	t/o	blk	stl	pts	avg	
				fg-fga	pct	3fg-fga	pct	ft-fa	pct	off	def	tot	avg								
at Fresno State	11/11/16	*	31	5-9	.556	0-1	.000	1-5	.200	4	7	11	11.0	3	2	0	0	1	11	11.0	
at Oregon State	11/13/16	*	23	1-5	.200	0-1	.000	1-3	.333	1	4	5	8.0	4	0	0	0	1	3	7.0	
Totals			2	54	6-14	.429	0-2	.000	2-8	.250	5	11	16	8.0	7	2	0	0	2	14	7.0

Games played: 2
 Minutes/game: 27.0
 Points/game: 7.0
 FG Pct: 42.9
 3FG Pct: 0.0
 FT Pct: 25.0

Rebounds/game: 8.0
 Assists/game: 1.0
 Assist/turnover ratio: 99.9
 Steals/game: 1.0

UTSA Men's Basketball Game Notes



Season Highs

- Points _____
- Field Goals Made _____
- Field Goals Attempted _____
- 3-point Field Goals Made _____
- 3-point Field Goals Attempted _____
- Free Throws Made _____
- Free Throws Attempted _____
- Rebounds _____
- Assists _____
- Steals _____
- Blocks _____
- Minutes _____

1, at Oregon State (11/13/16)

14 • Bola Alade

6-4 • 195 • So.-TR • Guard • Plano, Texas (John Paul II HS/Oklahoma)

Player Notes

Made his UTSA debut at Oregon State (Nov. 13) ... after redshirting the 2014-15 season, the walk-on appeared in seven games off the bench at Oklahoma during the 2015-16 campaign that saw the Sooners reach the program's fifth Final Four ... scored two points and pulled down a pair of rebounds during the campaign ... also made the Dean's Honor Roll ... was a Texas Association of Private and Parochial Schools first-team all-district and first-team 5A all-state selection as a senior at John Paul II High School in Plano, Texas, for head coach Jacob Anderson ... averaged 17.7 points, 6.8 rebounds and 1.5 assists per game in helping the Cardinals to a 27-7 record and a runner-up finish in the state tournament ... was an all-star selection by the Texas Association of Basketball Coaches and North Texas Basketball Coaches Association ... was an honors graduate with a 3.86 GPA ... attended Plano East High School as a freshman and sophomore and played on the varsity squad for head coach Doug Bleadorn.

Career Stats

Season	gp-gs	min/avg	Total		3-Point		F-Throws		Rebounds				Scoring								
			fg-fga	pct	fg-fga	pct	ft-fa	pct	off	def	tot	avg	pf	fo	ast	to	blk	stl	pts	avg	
2016-17	1-0	0/0.0	0-0	.000	0-0	.000	0-0	.000	0	0	0	0.0	0	0	0	0	0	0	0	0	0.0
TOTAL	1-0	0/0.0	0-0	.000	0-0	.000	0-0	.000	0	0	0	0.0	0	0	0	0	0	0	0	0	0.0

Alade's 2016-17 Game-by-Game

Opponent	Date	gs	min	Total		3-Pointers		Free throws		Rebounds				pf	a	t/o	blk	stl	pts	avg
				fg-fga	pct	3fg-fga	pct	ft-fa	pct	off	def	tot	avg							
at Oregon State	11/13/16	0	0	0-0	.000	0-0	.000	0-0	.000	0	0	0	0.0	0	0	0	0	0	0	0.0
Totals		0	0	0-0	.000	0-0	.000	0-0	.000	0	0	0	0.0	0	0	0	0	0	0	0.0

Games played: 1

UTSA Men's Basketball Game Notes



15 • Lucas O'Brien

6-10 • 245 • Sr.-3L • Center • Chandler, Ariz. (Perry HS)

Player Notes

Came off the bench to score 10 points at Oregon State (Nov. 13) ... made 31 appearances, all in the starting lineup, and averaged a career-best 7.3 points and 3.6 rebounds per game last season ... upped those averages to 8.5 points and 4.1 boards per outing in Conference USA action ... shot 44.5 percent from the floor and 76.7 percent at the free-throw line ... led the team with 15 blocks ... scored in double figures nine times, highlighted by a career-high 21 points behind five 3-pointers at Charlotte (Feb. 25) ... also tallied 18 points on 8-of-12 shooting against Louisiana Tech (Feb. 18) ... named to the C-USA Commissioner's Honor Roll.

Season Highs

- **Points**
10, at Oregon State (11/13/16)
- **Field Goals Made**
3, at Oregon State (11/13/16)
- **Field Goals Attempted**
6, at Oregon State (11/13/16)
- **3-point Field Goals Made**
—
- **3-point Field Goals Attempted**
1, at Fresno State (11/11/16)
- **Free Throws Made**
4, at Oregon State (11/13/16)
- **Free Throws Attempted**
4, at Oregon State (11/13/16)
- **Rebounds**
6 (2x), at Oregon State (11/13/16)
- **Assists**
—
- **Steals**
—
- **Blocks**
1, at Oregon State (11/13/16)
- **Minutes**
18, at Fresno State (11/11/16)

Career Highs

- **Points**
21, at Charlotte (02/25/16)
- **Field Goals Made**
8, vs. Louisiana Tech (02/18/16)
- **Field Goals Attempted**
12 (3x), last vs. Louisiana Tech (02/18/16)
- **3-point Field Goals Made**
5, at Charlotte (02/25/16)
- **3-point Field Goals Attempted**
7, at Charlotte (02/25/16)
- **Free Throws Made**
4 (3x), last at Oregon State (11/13/16)
- **Free Throws Attempted**
5 (2x), last vs. WKU (02/04/16)
- **Rebounds**
10, vs. Huston-Tillotson (12/04/13)
- **Assists**
3, at UAB (01/07/16)
- **Steals**
4, vs. North Texas (01/01/16)
- **Blocks**
2 (3x), last at Charlotte (02/25/16)
- **Minutes**
41, at Charlotte (02/25/16)

Career Stats

Season	gp-gs	min/avg	Total		3-Point		F-Throws		Rebounds				Scoring							
			fg-fga	pct	fg-fga	pct	ft-fa	pct	off	def	tot	avg	pf	fo	ast	to	blk	stl	pts	avg
2013-14	15-0	93/6.2	5-14	.357	2-2	1.000	3-7	.429	8	11	19	1.3	16	1	1	2	0	1	15	1.0
2014-15	16-1	65/4.1	6-15	.400	1-4	.250	3-5	.600	3	8	11	0.7	15	0	1	9	0	1	16	1.0
2015-16	30-30	692/23.1	88-196	.449	14-52	.269	32-42	.762	37	73	110	3.7	93	2	20	26	15	20	222	7.4
2016-17	2-0	30/15.0	4-11	.364	0-1	.000	4-4	1.000	7	5	12	6.0	7	1	0	0	1	0	12	6.0
TOTAL	63-31	880/14.0	103-236	.436	17-59	.288	42-58	.724	55	97	152	2.4	131	4	22	37	16	22	265	4.2


O'Brien's 2016-17 Game-by-Game

Opponent	Date	gs	min	Total		3-Pointers		Free throws		Rebounds				pf	a	t/o	blk	stl	pts	avg
				fg-fga	pct	3fg-fga	pct	ft-fa	pct	off	def	tot	avg							
at Fresno State	11/11/16		18	1-5	.200	0-1	.000	0-0	.000	3	3	6	6.0	2	0	0	0	0	2	2.0
at Oregon State	11/13/16		12	3-6	.500	0-0	.000	4-4	1.000	4	2	6	6.0	5	0	0	1	0	10	6.0
Totals			30	4-11	.364	0-1	.000	4-4	1.000	7	5	12	6.0	7	0	0	1	0	12	6.0

Games played: 2
 Minutes/game: 15.0
 Points/game: 6.0
 FG Pct: 36.4
 3FG Pct: 0.0
 FT Pct: 100.0

Rebounds/game: 6.0
 Blocks/game: 0.5

UTSA Men's Basketball Game Notes



Season Highs

- **Points** 9, at Oregon State (11/13/16)
- **Field Goals Made** 2, at Oregon State (11/13/16)
- **Field Goals Attempted** 6, at Oregon State (11/13/16)
- **3-point Field Goals Made** 1 (2x), last at Oregon State (11/13/16)
- **3-point Field Goals Attempted** 2 (2x), last at Oregon State (11/13/16)
- **Free Throws Made** 4, at Oregon State (11/13/16)
- **Free Throws Attempted** 9, at Oregon State (11/13/16)
- **Rebounds** 3, at Fresno State (11/11/16)
- **Assists** —
- **Steals** 3, at Oregon State (11/13/16)
- **Blocks** —
- **Minutes** 26, at Oregon State (11/13/16)

20 • George Willborn III

6-3 • 180 • Fr.-HS • Guard • Chicago, Ill. (De La Salle Institute)

Player Notes

Has appeared in both games off the bench to start the 2016-17 season ... scored nine points at Oregon State (Nov. 13) ... three-year starter and letterwinner at De La Salle Institute in Chicago, Ill., for head coach Tom White ... was a first-team All-Catholic League North selection and McDonald's All-American nominee as a senior after he averaged 19.2 points, 5.8 rebounds, 2.9 assists and 2.6 steals per game ... also earned All-State Special Mention and second-team All-Area by the *Chicago Tribune* to go along with second-team All-City recognition from the *Chicago Sun-Times* ... received votes for the Illinois Mr. Basketball award and helped lead the Meteors to a 22-8 record in his final campaign ... early in his senior season he was named MVP of the St. Patrick Thanksgiving Tournament and was an all-tournament team pick following the Jack Tosh Holiday Classic ... graduated with a 4.0 GPA.

Career Stats

Season	gp-gs	min/avg	Total		3-Point		F-Throws		Rebounds				Scoring							
			fg-fga	pct	fg-fga	pct	ft-fa	pct	off	def	tot	avg	pf	fo	ast	to	blk	stl	pts	avg
2016-17	2-0	43/21.5	3-11	.273	2-4	.500	4-9	.444	1	3	4	2.0	5	0	0	5	0	3	12	6.0
TOTAL	2-0	43/21.5	3-11	.273	2-4	.500	4-9	.444	1	3	4	2.0	5	0	0	5	0	3	12	6.0

Willborn III's 2016-17 Game-by-Game

Opponent	Date	gs	min	Total		3-Pointers		Free throws		Rebounds				pf	a	t/o	blk	stl	pts	avg
				fg-fga	pct	3fg-fga	pct	ft-fa	pct	off	def	tot	avg							
at Fresno State	11/11/16		17	1-5	.200	1-2	.500	0-0	.000	1	2	3	3.0	1	0	3	0	0	3	3.0
at Oregon State	11/13/16		26	2-6	.333	1-2	.500	4-9	.444	0	1	1	2.0	4	0	2	0	3	9	6.0
Totals			43	3-11	.273	2-4	.500	4-9	.444	1	3	4	2.0	5	0	5	0	3	12	6.0

Games played: 2
 Minutes/game: 21.5
 Points/game: 6.0
 FG Pct: 27.3
 3FG Pct: 50.0
 FT Pct: 44.4

Rebounds/game: 2.0
 Turnovers/game: 2.5
 Steals/game: 1.5

UTSA Men's Basketball Game Notes



24 • Mitar Stanojevic

6-7 • 210 • Fr.-HS • Forward • Belgrade, Serbia (CYM [Texas] Academy)

Player Notes

Made his UTSA debut at Oregon State (Nov. 13) ... averaged 18 points and seven rebounds per game in 2015-16 at Creating Young Minds Academy in Plano, Texas, for head coach Mathis Crowder ... playing against prep schools and junior colleges, he helped lead CYM to more than 30 wins and capped the season by leading the squad to the Texas Christian Athletic League (TCAL) National Division State Championship ... averaged 24 points and 10 rebounds during the tournament and earned MVP honors ... also led the team to the Gold Division Championship of the Lone Star Challenge Varsity Elite Blue event when he averaged 28 points and 12 rebounds along with a runner-up finish in the NY2LA Lone Star Invitational Platinum Bracket Open Division with averages of 21 points and 10 boards ... prior to his arrival in the states he played for the Vizura Shark club in his hometown of Belgrade, Serbia, for four years under coaches Bojan Simanic and Pavle Vujovic.

Season Highs

- Points _____
- Field Goals Made _____
- Field Goals Attempted _____
- 3-point Field Goals Made _____
- 3-point Field Goals Attempted _____
- Free Throws Made _____
- Free Throws Attempted _____
- Rebounds _____
- Assists _____
- Steals _____
- Blocks _____
- Minutes _____

1, at Oregon State (11/13/16)

Career Stats

Season	gp-gs	min/avg	Total		3-Point		F-Throws		Rebounds				Scoring								
			fg-fga	pct	fg-fga	pct	ft-fa	pct	off	def	tot	avg	pf	fo	ast	to	blk	stl	pts	avg	
2016-17	1-0	1/1.0	0-0	.000	0-0	.000	0-0	.000	0	0	0	0.0	0	0	0	0	0	0	0	0	0
TOTAL	1-0	1/1.0	0-0	.000	0-0	.000	0-0	.000	0	0	0	0.0	0	0	0	0	0	0	0	0	0

Stanojevic's 2016-17 Game-by-Game

Opponent	Date	gs	min	Total		3-Pointers		Free throws		Rebounds				pf	a	t/o	blk	stl	pts	avg
				fg-fga	pct	3fg-fga	pct	ft-fa	pct	off	def	tot	avg							
at Fresno State	11/11/16		dnp	-	-	-	-	-	-	-	-	-	-	-	-	-	-	-	-	-
at Oregon State	11/13/16	1		0-0	.000	0-0	.000	0-0	.000	0	0	0	0.0	0	0	0	0	0	0	0.0
Totals		0	1	0-0	.000	0-0	.000	0-0	.000	0	0	0	0.0	0	0	0	0	0	0	0.0

Games played: 1
Minutes/game: 1.0

UTSA Men's Basketball Game Notes



25 • Nick Allen

6-8 • 205 • So.-1L • Forward • Surprise, Ariz. (Willow Canyon HS)

Player Notes

Leads the team with 9.5 rebounds per game ... recorded his first career double-double in the season opener at Fresno State (Nov. 11) with career highs of 17 points and 14 rebounds ... appeared in 31 games with 14 starts to begin the season and averaged 4.1 points and 2.9 rebounds per game in 2015-16 ... became the first UTSA freshman to start his collegiate debut since Jeromie Hill in 2010 when he cracked the starting lineup in the season opener at Loyola-Chicago (Nov. 13) ... shot 45.5 percent from the floor on the year and connected on seven 3-pointers ... scored in double figures four times, including a pair of 11-point outings against Creighton (Nov. 17) and Texas A&M-Corpus Christi (Dec. 12).

Season Highs

- **Points**
17, at Fresno State (11/11/16)
- **Field Goals Made**
6, at Fresno State (11/11/16)
- **Field Goals Attempted**
10, at Fresno State (11/11/16)
- **3-point Field Goals Made**
1, at Fresno State (11/11/16)
- **3-point Field Goals Attempted**
2, at Fresno State (11/11/16)
- **Free Throws Made**
4, at Fresno State (11/11/16)
- **Free Throws Attempted**
6, at Fresno State (11/11/16)
- **Rebounds**
14, at Fresno State (11/11/16)
- **Assists**
1, at Fresno State (11/11/16)
- **Steals**
—
- **Blocks**
1, at Oregon State (11/13/16)
- **Minutes**
29, at Fresno State (11/11/16)

Career Highs

- **Points**
17, at Fresno State (11/11/16)
- **Field Goals Made**
6, at Fresno State (11/11/16)
- **Field Goals Attempted**
12, at Creighton (11/17/15)
- **3-point Field Goals Made**
1 (8x), last at Fresno State (11/11/16)
- **3-point Field Goals Attempted**
3 (2x), last vs. UTEP (01/16/16)
- **Free Throws Made**
4 (2x), last at Fresno State (11/11/16)
- **Free Throws Attempted**
6 (2x), at Fresno State (11/11/16)
- **Rebounds**
14, at Fresno State (11/11/16)
- **Assists**
3, vs. East Central (12/16/15)
- **Steals**
2 (2x), last vs. Florida Atlantic (01/23/16)
- **Blocks**
2 (2x), at Charlotte (02/25/16)
- **Minutes**
30, vs. Utah Valley (12/19/15)

Career Stats

Season	gp-gs	min/avg	Total		3-Point		F-Throws		Rebounds				Scoring							
			fg-fga	pct	fg-fga	pct	ft-fga	pct	off	def	tot	avg	pf	fo	ast	to	blk	stl	pts	avg
2015-16	30-14	492/16.4	50-108	.463	7-25	.280	20-31	.645	21	68	89	3.0	83	6	23	43	10	12	127	4.2
2016-17	2-2	56/28.0	7-15	.467	1-3	.333	4-6	.667	9	10	19	9.5	7	0	1	5	1	0	19	9.5
TOTAL	32-16	548/17.1	57-123	.463	8-28	.286	24-37	.649	30	78	108	3.4	90	6	24	48	11	12	146	4.6

Allen's 2016-17 Game-by-Game

Opponent	Date	gs	min	Total		3-Pointers		Free throws		Rebounds				pf	a	t/o	blk	stl	pts	avg	
				fg-fga	pct	3fg-fga	pct	ft-fga	pct	off	def	tot	avg								
at Fresno State	11/11/16	*	29	6-10	.600	1-2	.500	4-6	.667	7	7	14	14.0	3	1	2	0	0	17	17.0	
at Oregon State	11/13/16	*	27	1-5	.200	0-1	.000	0-0	.000	2	3	5	9.5	4	0	3	1	0	2	9.5	
Totals			2	56	7-15	.467	1-3	.333	4-6	.667	9	10	19	9.5	7	1	5	1	0	19	9.5

Games played: 2
 Minutes/game: 28.0
 Points/game: 9.5
 FG Pct: 46.7
 3FG Pct: 33.3
 FT Pct: 66.7

Rebounds/game: 9.5
 Assists/game: 0.5
 Turnovers/game: 2.5
 Assist/turnover ratio: 0.2
 Blocks/game: 0.5

UTSA Men's Basketball Game Notes



Season Highs

- Points 3, at Oregon State (11/13/16)
- Field Goals Made 1, at Oregon State (11/13/16)
- Field Goals Attempted 2, at Oregon State (11/13/16)
- 3-point Field Goals Made 1, at Oregon State (11/13/16)
- 3-point Field Goals Attempted 2, at Oregon State (11/13/16)
- Free Throws Made —
- Free Throws Attempted —
- Rebounds —
- Assists —
- Steals —
- Blocks —
- Minutes 14, at Oregon State (11/13/16)

Career Highs

- Points 13, vs. WKU (02/04/16)
- Field Goals Made 4, vs. WKU (02/04/16)
- Field Goals Attempted 6, vs. WKU (02/04/16)
- 3-point Field Goals Made 3, vs. WKU (02/04/16)
- 3-point Field Goals Attempted 5, vs. WKU (02/04/16)
- Free Throws Made 4, vs. Rice (01/03/16)
- Free Throws Attempted 4, vs. Rice (01/03/16)
- Rebounds 5 (3x), last vs. Marshall (02/06/16)
- Assists 4, at Marshall (01/22/15)
- Steals 1 (6x), last vs. Florida Atlantic (01/23/16)
- Blocks 2 (4x), last vs. Florida Atlantic (01/23/16)
- Minutes 35, vs. Rice (01/03/16)

32 • James Ringholt

6-10 • 230 • Jr.-2L • Center • Brisbane, Australia (Brisbane Boys' College)

Player Notes

Made his season debut and hit a 3-pointer at Oregon State (Nov. 13) ... saw action in 25 contests with the first 12 starts of his career and averaged 1.8 points and 1.6 rebounds per game last season ... contributed 2.1 points and 2.0 boards per outing during Conference USA action ... registered a career-high 13 points behind three 3-pointers against WKU (Feb. 4) ... also hit a pair of triples in the win at Southern Utah (Nov. 21) ... tied a career high with five boards against Rice (Jan. 3) and Marshall (Feb. 6).

Career Stats


Season	gp-gs	min/avg	Total		3-Point		F-Throws		Rebounds				Scoring							
			fg-fga	pct	fg-fga	pct	ft-fa	pct	off	def	tot	avg	pf	fo	ast	to	blk	stl	pts	avg
2014-15	28-0	284/10.1	13-41	.317	11-35	.314	2-7	.286	5	40	45	1.6	38	1	10	13	12	4	39	1.4
2015-16	25-12	284/11.4	14-39	.359	9-33	.273	9-12	.750	5	34	39	1.6	22	0	8	8	9	2	46	1.8
2016-17	1-0	14/14.0	1-2	.500	1-2	.500	0-0	.000	0	0	0	0.0	2	0	0	0	0	0	3	3.0
TOTAL	54-12	582/10.8	28-82	.341	21-70	.300	11-19	.579	10	74	84	1.6	62	1	18	21	21	6	88	1.6

Ringholt's 2016-17 Game-by-Game

Opponent	Date	gs	min	Total		3-Pointers		Free throws		Rebounds				pf	a	t/o	blk	stl	pts	avg
				fg-fga	pct	3fg-fga	pct	ft-fa	pct	off	def	tot	avg							
at Fresno State	11/11/16		dnp	-	-	-	-	-	-	-	-	-	-	-	-	-	-	-	-	-
at Oregon State	11/13/16		14	1-2	.500	1-2	.500	0-0	.000	0	0	0	0.0	2	0	0	0	0	3	3.0
Totals			0	14	1-2	.500	1-2	.500	0-0	.000	0	0	0	0.0	2	0	0	0	3	3.0

Games played: 1
 Minutes/game: 14.0
 Points/game: 3.0
 FG Pct: 50.0
 3FG Pct: 50.0

UTSA Men's Basketball Game Notes



33 • A.J. Cockrell

6-8 • 230 • So.-1L • Forward • Tulsa, Okla. (Memorial HS)

Player Notes

One of three players, and the only freshman, to appear in all 32 contests last season ... averaged 3.3 points and 2.2 rebounds per contest off the bench ... shot 46.7 percent from the floor ... made his debut with 20 minutes off the bench at Loyola-Chicago (Nov. 13) ... finished with season highs of 16 points, seven rebounds and a pair of blocks against UT-Permian Basin (Nov. 29) ... also played a season-high 25 minutes in that contest ... averaged 2.1 points and 1.9 rebounds in Conference USA play.

Season Highs

- Points _____
- Field Goals Made _____
- Field Goals Attempted _____
- 3-point Field Goals Made _____
- 3-point Field Goals Attempted _____
- Free Throws Made _____
- Free Throws Attempted _____
- Rebounds _____
- Assists _____
- Steals _____
- Blocks _____
- Minutes _____

Career Stats

Season	gp-gs		Total		3-Point		F-Throws		Rebounds				Scoring												
	gp	gs	fg-fga	pct	fg-fga	pct	ft-fa	pct	off	def	tot	avg	pf	fo	ast	to	blk	stl	pts	avg					
2015-16	31	0	415	13.4	42	88	.477	0	1	.000	23	40	.575	33	35	68	2.2	72	2	8	19	8	8	107	3.5
TOTAL	31	0	415	13.4	42	88	.477	0	1	.000	23	40	.575	33	35	68	2.2	72	2	8	19	8	8	107	3.5

Cockrell's 2016-17 Game-by-Game

Career Highs

- Points 16, vs. UT Permian Basin (11/29/15)
- Field Goals Made 5, vs. UT Permian Basin (11/29/15)
- Field Goals Attempted 9, vs. UT Permian Basin (11/29/15)
- 3-point Field Goals Made ---
- 3-point Field Goals Attempted 1, at Southern Miss (01/30/16)
- Free Throws Made 6, vs. UT Permian Basin (11/29/15)
- Free Throws Attempted 9, vs. UT Permian Basin (11/29/15)
- Rebounds 7, vs. UT Permian Basin (11/29/15)
- Assists 2, at Louisiana Tech (01/28/16)
- Steals 2 (2x), last vs. Marshall (02/06/16)
- Blocks 2, vs. UT Permian Basin (11/29/15)
- Minutes 25 (2x), last vs. Marshall (02/06/16)

UTSA Men's Basketball Game Notes



34 • Nick Billingsley

6-4 • 185 • Sr.-1L • Guard • Omaha, Neb. (Central HS/New Mexico JC)

Player Notes

Made 23 appearances with one start and averaged 4.7 points and 1.7 rebounds per game in 2015-16 ... shot 41.5 percent from the floor and 71.9 percent from the free-throw line ... averaged 5.9 points and 1.8 boards per outing in Conference USA action ... made his debut with nine points and a pair of assists off the bench in the season opener at Loyola-Chicago (Nov. 13) ... added 11 points in nine minutes against Central Arkansas (Nov. 23) ... scored a season-high 19 points on 8-of-12 shooting in just 17 minutes at UTEP (March 5).

Season Highs

- Points _____
- Field Goals Made _____
- Field Goals Attempted _____
- 3-point Field Goals Made _____
- 3-point Field Goals Attempted _____
- Free Throws Made _____
- Free Throws Attempted _____
- Rebounds _____
- Assists _____
- Steals _____
- Blocks _____
- Minutes _____

Career Stats

Season	gp-gs	min/avg	Total		3-Point		F-Throws		Rebounds				Other			Scoring				
			fg-fga	pct	fg-fga	pct	ft-fa	pct	off	def	tot	avg	pf	fo	ast	to	blk	stl	pts	avg
2015-16	22-1	230/10.5	37-87	.425	7-26	.269	23-32	.719	8	28	36	1.6	34	0	5	20	3	7	104	4.7
TOTAL	22-1	230/10.5	37-87	.425	7-26	.269	23-32	.719	8	28	36	1.6	34	0	5	20	3	7	104	4.7

Billingsley's 2016-17 Game-by-Game

Career Highs

- Points 19, at UTEP (03/05/16)
- Field Goals Made 8, at UTEP (03/05/16)
- Field Goals Attempted 12, at UTEP (03/05/16)
- 3-point Field Goals Made 2 (2x), last at at UTEP (03/05/16)
- 3-point Field Goals Attempted 4, at UTEP (03/05/16)
- Free Throws Made 4, at Texas (12/08/15)
- Free Throws Attempted 7, at Texas (12/08/15)
- Rebounds 5, vs. Rice (01/03/16)
- Assists 2, at Loyola-Chicago (11/13/15)
- Steals 2 (2x), last at UTEP (03/05/16)
- Blocks 1 (3x), last vs. Marshall (02/06/16)
- Minutes 22 (2x), last vs. Rice (01/03/16)

UTSA Men's Basketball Game Notes

Official Basketball Box Score -- Game Totals -- Final Statistics UTSA vs Fresno State 11/11/16 7 pm at Fresno, Calif. (Save Mart Center)

UTSA 66 • 0-1

##	Player	Total		3-Ptr		Rebounds			PF	TP	A	TO	Blk	Stl	Min
		FG-FGA	FG-FGA	FT-FTA	Off	Def	Tot								
01	BEVERLY, Jeff	f	5-14	1-4	3-6	5	3	8	5	14	0	4	0	0	17
25	ALLEN, Nick	f	6-10	1-2	4-6	7	7	14	3	17	1	2	0	0	29
02	HARRIS, J.R.	g	3-15	0-10	0-0	0	3	3	2	6	1	2	0	1	28
05	DE NICOLAO, Giovanni	g	4-8	2-4	1-2	1	1	2	5	11	3	5	0	1	23
13	FROHNEN, Byron	g	5-9	0-1	1-5	4	7	11	3	11	2	0	0	1	31
03	LITTLES, Gino	g	0-4	0-1	2-4	0	1	1	2	2	3	3	0	0	22
11	KARRER, Austin	g	0-0	0-0	0-0	2	2	4	1	0	1	1	0	1	15
15	O'BRIEN, Lucas	g	1-5	0-1	0-0	3	3	6	2	2	0	0	0	0	18
20	WILLBORN III, George	g	1-5	1-2	0-0	1	2	3	1	3	0	0	0	0	17
	Team					2	1	3							
	Totals		25-70	5-25	11-23	25	30	55	24	66	11	20	0	4	200

FG % 1st Half: 10-29 34.5% 2nd half: 15-41 36.6% Game: 25-70 35.7%
 3FG % 1st Half: 2-15 13.3% 2nd half: 3-10 30.0% Game: 5-25 20.0%
 FT % 1st Half: 1-4 25.0% 2nd half: 10-19 52.6% Game: 11-23 47.8%

Fresno State 69 • 1-0

##	Player	Total		3-Ptr		Rebounds			PF	TP	A	TO	Blk	Stl	Min
		FG-FGA	FG-FGA	FT-FTA	Off	Def	Tot								
03	WATSON, Paul	f	5-13	2-6	5-6	0	4	4	4	17	2	2	0	1	35
13	RUSSO, Cullen	f	6-10	1-3	10-12	1	9	10	3	23	2	2	2	1	36
34	CARTER II, Terrell	c	1-3	0-0	2-3	0	0	0	2	4	0	0	0	0	17
01	HOPKINS, Jaron	g	3-10	0-0	1-2	0	6	6	2	7	5	2	0	5	30
05	TAYLOR, Jahmel	g	3-4	3-4	0-2	0	2	2	4	9	1	1	0	2	22
00	MCDOWELL-WHITE, D.	g	0-1	0-1	0-0	0	0	0	0	0	0	0	0	0	2
10	MCWILLIAMS, Johnny	g	0-3	0-3	1-2	0	0	0	1	1	0	1	0	1	11
11	WILLIAMS, Bryson	g	1-1	0-0	0-0	1	2	3	2	0	2	0	0	0	14
20	BITTNER, Sam	g	0-0	0-0	0-0	0	0	0	1	0	0	0	0	0	6
21	TAYLOR, Deshon	g	1-4	0-1	4-6	1	3	4	2	6	1	1	0	4	25
32	GRIMES, Nate	g	0-0	0-0	0-0	0	0	0	0	0	0	0	0	0	2
	Team					0	1	1							
	Totals		20-49	6-18	23-33	3	27	30	22	69	11	11	2	14	200

FG % 1st Half: 9-26 34.6% 2nd half: 11-23 47.8% Game: 20-49 40.8%
 3FG % 1st Half: 2-10 20.0% 2nd half: 4-8 50.0% Game: 6-18 33.3%
 FT % 1st Half: 8-12 66.7% 2nd half: 15-21 71.4% Game: 23-33 69.7%

Officials: Brad Ferrie, Ronnie Hernandez, Brady Chellette
 Technical fouls: UTSA-None. Fresno State-None.
 Attendance: 6088

Score by periods	1st	2nd	Total
UTSA	23	43	66
Fresno State	28	41	69

Last FG - UTSA 2nd-00:55, FS 2nd-00:55.
 Largest lead - UTSA by 1 1st-18:12, FS by 15 2nd-08:27.
 UTSA led for 00:17, FS led for 38:28. Game was tied for 01:15.

Points	In	Off	2nd	Fast	Bench
UTSA	28	6	25	2	7
FS	16	19	6	6	9

Score tied - 1 time.
 Lead changed - 2 times.

Official Basketball Box Score -- Game Totals -- Final Statistics UTSA vs Oregon State 11/13/16 2 pm at Corvallis, Ore. (Gill Coliseum)

UTSA 64 • 0-2

##	Player	Total		3-Ptr		Rebounds			PF	TP	A	TO	Blk	Stl	Min
		FG-FGA	FG-FGA	FT-FTA	Off	Def	Tot								
01	BEVERLY, Jeff	f	4-14	1-5	3-3	1	3	4	5	12	2	1	0	0	25
25	ALLEN, Nick	f	1-5	0-1	0-0	2	3	5	4	2	0	3	1	0	27
02	HARRIS, J.R.	g	3-5	1-1	1-2	1	0	1	0	8	0	0	0	1	6
05	DE NICOLAO, Giovanni	g	3-11	1-5	2-2	0	4	4	4	9	1	5	0	1	27
13	FROHNEN, Byron	g	1-5	0-1	1-3	1	4	5	4	3	0	0	0	1	23
03	LITTLES, Gino	g	1-4	0-0	3-4	2	3	5	1	5	5	1	0	2	25
11	KARRER, Austin	g	1-2	1-2	0-0	1	1	2	1	3	0	0	0	0	14
14	ALADE, Bola	g	0-0	0-0	0-0	0	0	0	0	0	0	0	0	0	0+
15	O'BRIEN, Lucas	g	3-6	0-0	4-4	4	2	6	5	10	0	0	1	1	12
20	WILLBORN III, George	g	2-6	1-2	4-9	0	1	1	4	9	0	2	0	3	26
24	STANOJEVIC, Mitar	g	0-0	0-0	0-0	0	0	0	0	0	0	0	0	0	1
32	RINGHOLT, James	g	1-2	1-2	0-0	0	0	0	2	3	0	0	0	0	14
	Team					0	5	5							
	Totals		20-60	6-19	18-27	12	26	38	30	64	8	12	2	8	200

FG % 1st Half: 12-27 44.4% 2nd half: 8-33 24.2% Game: 20-60 33.3%
 3FG % 1st Half: 5-9 55.6% 2nd half: 1-10 10.0% Game: 6-19 31.6%
 FT % 1st Half: 8-12 66.7% 2nd half: 10-15 66.7% Game: 18-27 66.7%

Oregon State 72 • 2-0

##	Player	Total		3-Ptr		Rebounds			PF	TP	A	TO	Blk	Stl	Min
		FG-FGA	FG-FGA	FT-FTA	Off	Def	Tot								
03	Tinkle, Tres	f	7-18	1-5	11-16	1	11	12	2	26	4	2	2	2	38
12	Eubanks, Drew	f	5-8	0-0	3-3	1	4	5	4	13	2	2	1	0	29
05	N'diaye, Cheikh	c	0-1	0-0	0-2	1	4	5	2	0	0	1	1	0	15
02	Stacy, Ronnie	g	0-1	0-0	2-2	1	1	2	3	2	1	4	0	0	18
24	Manuel, Kendal	g	1-1	1-1	1-2	0	0	0	1	4	0	0	0	0	13
00	McLaughlin, JaQuori	g	4-11	1-4	4-6	1	2	3	13	1	3	1	2	30	
13	Dew, Keondre	g	1-7	0-0	1-4	2	5	7	4	3	3	0	1	1	23
15	Sanders, Tanner	g	0-0	0-0	0-0	0	0	0	0	0	0	1	0	0	6
22	Muller, Daine	g	2-2	2-2	0-0	0	0	0	0	6	1	0	0	0	16
23	Rakocovic, Gligorije	g	1-2	0-0	0-0	1	0	1	1	2	0	0	0	0	2
35	Dahlen, Matt	g	1-1	0-0	1-2	0	3	3	4	3	0	2	1	0	10
	Team					2	3	5							
	Totals		22-52	5-12	23-37	10	33	43	24	72	12	15	7	6	200

FG % 1st Half: 9-27 33.3% 2nd half: 13-25 52.0% Game: 22-52 42.3%
 3FG % 1st Half: 1-6 16.7% 2nd half: 4-6 66.7% Game: 5-12 41.7%
 FT % 1st Half: 10-14 71.4% 2nd half: 13-23 56.5% Game: 23-37 62.2%

Officials: David Hall, Michael Greenstein, Nate Harris
 Technical fouls: UTSA-None. Oregon State-None.
 Attendance: 4070

Score by periods	1st	2nd	Total
UTSA	37	27	64
Oregon State	29	43	72

Last FG - UTSA 2nd-03:30, OSU 2nd-00:59.
 Largest lead - UTSA by 10 1st-01:07, OSU by 11 2nd-07:50.

Points	In	Off	2nd	Fast	Bench
UTSA	24	12	15	4	30
OSU	28	9	7	4	27

Score tied - 7 times.
 Lead changed - 4 times.