2015-16 Men's Basketball Notes

Jordan Korphage, Assistant SID
One UTSA Circle • San Antonio, TX 78249
Email: jordan.korphage@utsa.edu
Cell: 210.501.4006

Game 14 | North Texas | Jan. 1 | 6 p.m. | Convocation Center

2015-16 Schedule

Date	Opponent	Time/Result
November (1-6)		
Nov. 13	at Loyola-Chicago (ESPN3)	L, 64-76
Nov. 15	at Clemson! (ESPN3)	L, 45-78
Nov. 17	at Creighton! (FS2)	L, 78-103
Nov. 21	at Southern Utah	W, 82-79
Nov. 23	vs. Central Arkansas!	L, 84-98
Nov. 25	vs. Texas Southern!	L, 80-91
Nov. 29	**UT Permian Basin**	**L, 85-90**
December (1-5)		
Dec. 2	at Texas State (TWC)	L, 53-76
Dec. 8	at Texas (LHN)	L, 50-116
Dec. 12	**Texas A&M-Corpus Christi (TWC)**	**L, 79-85**
Dec. 16	**East Central Oklahoma**	**W, 75-61**
Dec. 19	**Utah Valley**	**L, 78-83**
Dec. 22	**Cal Poly**	**L, 73-88**
January (0-0)		
Jan. 1	**North Texas* (ASN)**	**6 p.m.**
Jan. 3	**Rice***	**3 p.m.**
Jan. 7	at UAB*	7 p.m.
Jan. 9	at Middle Tennessee (ASN)	3 p.m.
Jan. 16	**UTEP* (ASN)**	**3 p.m.**
Jan. 21	**FIU***	**7 p.m.**
Jan. 23	**Florida Atlantic***	**2 p.m.**
Jan. 28	at Louisiana Tech*	6:30 p.m.
Jan. 30	at Southern Miss*	7 p.m.
February (0-0)		
Feb. 4	**WKU***	**7 p.m.**
Feb. 6	**Marshall* (ASN)**	**1 p.m.**
Feb. 11	at Florida Atlantic*	6 p.m.
Feb. 13	at FIU*	6 p.m.
Feb. 18	**Louisiana Tech* (ASN)**	**8 p.m.**
Feb. 20	**Southern Miss* (ASN)**	**3 p.m.**
Feb. 25	at Charlotte*	6 p.m.
Feb. 27	at Old Dominion* (ASN)	7 p.m.
March (0-0)		
March 5	at UTEP* (ASN)	3 p.m.
March 8-12	Conference USA Tournament#	TBA

(FS2) FOX Sports 2 • (TWC) Time Warner Cable SportsChannel
(LHN) Longhorn Network • (ASN) American Sports Network
! Men Who Speak Up Main Event
* Conference USA game
# Conference USA Tournament (Birmingham, Ala.)

We are UTSA

When referencing the University of Texas at San Antonio Athletics, please use the acronym ***UTSA*** and the nickname ***Roadrunners***. Please refrain from using UT-San Antonio, Texas-San Antonio, UT-SA, 'Runners, Road Runners or any other variation.

UTSA
Roadrunners
Location: San Antonio, Texas
2015-16 Record: 2-11
C-USA Record: 0-0

Head Coach: Brooks Thompson
Career Record: 185-176 (12th season)
Record at UTSA: 130-162 (10th season)

Date: Fri., Jan. 1, 2016
Time: 6 p.m.
Location: San Antonio, Texas
Arena: Convocation Center
TV: American Sports Network
WOAI-2 in San Antonio
Radio: KBUC 92.5/93.3 FM
Audio: *goutsa.com*, iHeartRadio mobile app

Series vs. North Texas
Overall: 10-11
In San Antonio: 6-5
Thompson vs. NT: 2-1
Last Meeting: UTSA, 69-68 (03/07/15)
Current Streak: W2

North Texas
Mean Green
Location: Denton, Texas
2015-16 Record: 5-8
C-USA Record: 0-0

Head Coach: Tony Benford
Career Record: 47-61 (4th season)
Record at NT: same

Fast Break Points

• UTSA will continue its six-game home stand and open Conference USA play with a 6 p.m. contest on Friday, Jan. 1 against North Texas at the Convocation Center.

• The contest is the first C-USA game of the season. UTEP and Rice tip-off at 8 p.m. (CT) in Friday's other league game.

• North Texas leads the all-time series 11-10, but UTSA swept a pair of matchups with the Mean Green a season ago to improve to 2-1 since both joined C-USA for the 2013-14 season.

• The Roadrunners are 16-13 all-time in conference openers, including a 1-1 mark since joining C-USA.

• UTSA is coming off an 88-73 loss to Cal Poly on Dec. 22 in its non-conference finale. Ryan Bowie led all players with 23 points and a career-high 14 rebounds in the defeat.

• Bowie leads UTSA and ranks fourth in Conference USA in scoring with 18.2 ppg, while his team-leading 7.6 rebounds per outing rank seventh. The Lewisville native has led the team in scoring in nine of 13 games this season.

• The Roadrunners had five players make their UTSA debut in the Nov. 13 season opener at Loyola Chicago. Nick Allen became the first true freshman to start in his debut at UTSA since Jeromie Hill in 2010, while Nick Billingsley, A.J. Cockrell, J.R. Harris and Terrell Scruggs also saw their first action with the squad. The Roadrunners have had six first-year players see action thus far in the 2015-16 season.

• Friday's game can be heard live in the San Antonio area on KBUC 92.5/93.3 FM beginning with the pregame show at 5:30 p.m. Andy Everett (play-by-play) will have the call. The broadcast also can be heard live online at *goUTSA.com* or on your mobile device with the free iHeartRadio app.

2015-16 UTSA Roadrunners

No.	Name	Pos.	Ht.	Wt.	Yr.-Exp.	Hometown/Last School	PPG	RPG	APG
Projected starters									
3	Gino Littles	G	6-0	160	So.-1L	Phoenix, Ariz./Desert Mountain HS	8.2	3.2	3.2
11	Austin Karrer	G	6-3	180	So.-1L	New Braunfels, Texas/Canyon HS	2.6	2.2	1.1
14	Ryan Bowie	G	6-1	185	Sr.-1L	Lewisville, Texas/Iowa Western CC	18.2	7.6	1.6
15	Lucas O'Brien	C	6-10	245	Jr.-2L	Chandler, Ariz./Perry HS	5.9	3.2	0.5
25	Nick Allen	F	6-8	205	Fr.-HS	Surprise, Ariz./Willow Canyon HS	5.7	3.7	1.1
Off the bench									
0	Terrell Scruggs	F	6-5	195	Jr.-TR	Fresno, Texas/Grand View	1.1	1.2	0.3
1	George Matthews	G	6-6	230	Sr.-2L	Phoenix, Ariz./Utah	6.7	3.4	0.4
2	J.R. Harris	G	6-4	170	Jr.-TR	Baton Rouge, La./Indian Hills JC	11.0	2.4	1.2
5	Ömer Alp Aksu	G	6-2	180	Fr.-HS	Istanbul, Turkey/Izmir American Collegiate Institute	—	—	—
10	Christian Wilson	G	6-2	170	So.-1L	Baton Rouge, La./Cathedral City [Calif.] HS	12.0	3.8	3.8
13	Kyle Massie	G	5-10	160	Fr.-HS	Helotes, Texas/O'Connor HS	2.0	0.3	0.3
22	Garrett Thibodeaux	F	6-8	220	Fr.-HS	Tyler, Texas/Lee HS	—	—	—
24	Phillip Jones	F	6-6	210	Jr.-2L	Freeport, Bahamas/Piney Woods [Miss.] HS	2.5	1.5	0.0
32	James Ringholt	C	6-10	230	So.-1L	Brisbane, Australia/Brisbane Boys' College	1.4	0.9	0.1
33	A.J. Cockrell	F	6-8	230	Fr.-HS	Tulsa, Okla./Memorial HS	5.3	2.6	0.2
34	Nick Billingsley	G	6-4	185	Jr.-TR	Omaha, Neb./New Mexico JC	3.8	1.5	0.4

UTSA Men's Basketball Game Notes

Quick Facts

Location	San Antonio, Texas
Enrollment	28,628
Founded	1969
Nickname	Roadrunners
Colors	Navy blue, orange and white
Home Court	Convocation Center
Capacity	2,650 (temporary)
Conference	Conference USA
Affiliation	NCAA Division I
Athletic Director	Lynn Hickey
Alma Mater	Ouachita Baptist/1973
President	Dr. Ricardo Romo
Alma Mater	Texas/1967
Athletic Dept. Phone	210-458-4161
Ticket Office Phone	210-458-UTSA
Internet Address	*goUTSA.com*

Coaches

Head Coach	Brooks Thompson
Alma Mater	Oklahoma State/1994
Career Record	185-176/12th season
School Record	130-162/10th season
Assoc. Head Coach	Dan O'Dowd
Alma Mater	Bethany College/1986
Assistant Coach	Robert Guster
Alma Mater	Missouri-Rolla/1999
Assistant Coach	Shenton Wai
Alma Mater	Univ. of Victoria (Australia)/1999
Team Operations Coordinator	Jeff Luster

Team

2014-15 Record	14-16
2014-15 Record	8-10/t-7th
Starters returning/lost	2/3
Letterwinners R/L	8/6
Newcomers	8

Athletics Communications

MBB Contact	Jordan Korphage
Cell Phone	(210) 501-4006
E-mail	jordan.korphage@utsa.edu
Assistant AD/Athletics Communications	Kyle Stephens
Stephens' Office Phone	(210) 458-4551
SID FAX	(210) 458-4569
Address	UTSA Athletics Department
	One UTSA Circle
	San Antonio, Texas 78249-0691

Media Policy

All interviews with student-athletes and coaches must be arranged at least 24 hours in advance by contacting the UTSA Athletics Communications Office. Telephone interviews are available on a "call-back" basis only at a time that is convenient for the student-athlete or coach. Telephone numbers will not be given out to members of the media under any conditions. Postgame interviews will be conducted courtside following a 10-minute "cooling off" period. The UTSA locker room is closed to the media. Most practices are open to the media and public. ***We request media members contact Assistant Athletics Communications Director Jordan Korphage at least 24 hours in advance for practice times/dates and interview requests.*** In most cases, student-athletes and coaches will be made available after practice.

Scouting North Texas: Picked to finish eighth in Conference USA, North Texas comes into Friday's game having won three of its last four games following a seven-game losing streak. All five of the team's wins have come at home and the Mean Green will look to improve on their 0-4 mark away from the Super Pit. Three players are scoring in double figures, led by guards J-Mychal Reese and Deckie Johnson, who are averaging 14.3 ppg apiece. Reese, a Texas A&M transfer, is shooting 45.2 percent from the field and has a team-leading 50 assists, while Johnson is shooting 33.7 percent from behind the arc to go along with 3.8 rebounds per contest. Jeremy Combs, a C-USA All-Freshman Team member a season ago, is nearly averaging a double-double with 12.8 points and 9.2 rebounds per outing. The Mean Green are shooting 48.3 percent as a team and are averaging 77.9 points per game.

Series History: North Texas leads the all-time series against UTSA, 11-10, but the Roadrunners took both meetings last season and are 2-1 against the Mean Green since the pair joined C-USA in the 2013-14 season. UTSA's 71-61 win in Denton last season was its first-ever C-USA road win and the Roadrunners closed the regular-season with a 69-68 victory in the Convocation Center.

Last 10 Meetings
O: 4-6 (H: 2-3, A: 2-2, N: 0-1)

01/29/94	hW		88-85
02/24/94	aL		76-80
01/09/95	hL		69-73
03/04/95	aW		87-80
01/22/96	hL		59-62 (OT)
03/02/96	aL		55-75
03/08/96	nL		71-80
02/27/14	hL		62-71
01/04/15	aW		71-61
03/07/15	hW		69-68

Last Time Out: Ryan Bowie recorded his fourth double-double of the season with 23 points and a career-high 14 rebounds, but Cal Poly had seven players score in double figures to register an 88-73 win on Dec. 22 at the Convocation Center. Bowie went 9-of-16 with three 3-pointers on the night and scored 19 points in the second half to lead the Roadrunners. Christian Wilson came off the bench to record 13 points and six boards, while Lucas O'Brien chipped in with 10 points. Cal Poly used 16-2 and 14-1 runs in the first half to build a lead it would not relinquish.

Baba Bowie: One of two returning starters from last season, Ryan Bowie has continued to lead the UTSA offense in 2015-16. The Lewisville native has started all 43 games of his Roadrunners career and he ranks fourth in Conference USA with 18.2 points per game while his 7.6 rebounds per contest are tops on the squad and rank seventh in the circuit. He also ranks among the best in the league in minutes played (33.54 mpg/2nd), free throw percentage (.824/2nd), defensive rebounds per game (6.08/3rd), 3-point field goals made per game (2.15/6th) and 3-point field goal percentage (.389/12th). His career-high 33 points in the win at Southern Utah is the second-best scoring output for a C-USA player this season. In all, he has scored in double figures 34 times with 10 outings of at least 20-points to go along with eight double-doubles at UTSA.

2 for 3: J.R. Harris has provided a scoring spark and shooting touch off the bench for UTSA this season. The Indian Hills JC transfer has come off the bench in 12 games and he ranks third on the team with 11.0 ppg. The Baton Rouge, La., native also ranks 12th in the league with 1.83 3-pointers made per game and his 22 triples during the campaign are just behind Ryan Bowie's team-leading total of 28. Harris has scored in double figures seven times, including a season-high 21 points against Texas Southern (Nov. 25). He hit six 3-pointers against the Tigers, which were the most by a UTSA player since Jordan Sims also drained six against Utah State on Dec. 29, 2012.

The Road Well Traveled: The Roadrunners opened the 2015-16 season with one of the longest road stretches in program history, as the team played eight of its first nine games away from home. Only the 2012-13 team had a longer stretch with nine of its first 10 contests away from the Convocation Center. The stretch began with matchups at Loyola-Chicago (Nov. 13), Clemson (Nov. 15), Creighton (Nov. 17) and Southern Utah (Nov. 21) before a pair of contests at the MGM Grand in Las Vegas against Central Arkansas (Nov. 23) and Texas Southern (Nov. 25) as part of the Men Who Speak Up Main Event. Following the team's home opener against UT Permian Basin (Nov. 29), the stretch concluded with contests at I-35 rival Texas State (Dec. 2) and Texas (Dec. 8).

Travel Log

Date		Miles
Nov. 12	San Antonio to Chicago	1,189
Nov. 14	Chicago to Greenville, S.C.	730
Nov. 16	Greenville, S.C. to Chicago	730
Nov. 16	Chicago to Omaha	473
Nov. 18	Omaha to St. Louis	426
Nov. 18	St. Louis to San Antonio	902
Nov. 20	San Antonio to Las Vegas	1,296
Nov. 20	Las Vegas to Cedar City, Utah	178
Nov. 21	Cedar City, Utah to Las Vegas	178
Nov. 25	Las Vegas to San Antonio	1,296
Dec. 2	San Antontio to San Marcos*	112
Dec. 8	San Antonio to Austin*	170
8 days of travel		**7,630**

**round trip*

New Blood: The Roadrunners had five players make their UTSA debut in the Nov. 13 season opener at Loyola-Chicago. Nick Allen became the first true freshman to start in his collegiate debut since Jeromie Hill in 2010. Fellow freshman A.J. Cockrell made his collegiate debut with six points along with a pair of rebounds and steals in 20 minutes off the bench. Juniors J.R. Harris (14 points), Nick Billingsley (9 points) and Terrell Scruggs (4 points) combined for 57 minutes off the bench, as well. In all, the group helped the UTSA bench out score the Ramblers reserves, 33-13. Walk-on Kyle Massie became the sixth newcomer to see the floor for the Roadrunners this season when he checked in at Clemson (Nov. 15) and the freshman picked up his first points on a 3-pointer two nights later at Creighton.

Walk-on No More: Sophomore Gino Littles moved from scout team to starter early in his freshman season as a walk-on and the Phoenix native was awarded a scholarship following the 2014-15 campaign. The son of former NBA coach Gene Littles (Cleveland Cavaliers, 1985-86; Charlotte Hornets, 1990-91; Denver Nuggets, 1994-95), he ranks third on the team in scoring at 8.2 ppg, while he is shooting 51.3 percent (39-of-76) from the field to rank 13th in C-USA. Along with his increased scoring, Littles has continued to distribute the basketball well as shown by his team-leading 42 assists (3.2 per game), which rank 15th in the circuit, while his assist-to-turnover ratio of 1.40 sits 13th. This season he scored a career-best 16 points at Creighton (Nov. 17) and contributed a career-high seven assists against Central Arkansas (Nov. 23).

C-Dub: After missing the first nine games of the season, sophomore Christian Wilson has provided a lift in the last four games off the bench. The Baton Rouge, La., native ranks second on the team with a 12.0 ppg scoring average and he has scored at least 10 points in three of his four games this season, including a career-high-tying 17 points in 26 minutes against Utah Valley (Dec. 19). Wilson also has averaged 3.8 rebounds, 3.8 assists and 1.3 steals per game. He's helped the UTSA bench production, as the group is averaging 30.6 ppg and is accounting for 42.9 percent of the team's offense.

Made for TV: UTSA will have at least 15 games broadcast this season, including four contests which can be seen nationwide. The national broadcasts include matchups at Loyola-Chicago (Nov. 13) and Clemson (Nov. 15) that were shown on ESPN3, while games at Creighton (Nov. 17) and Texas (Dec. 8) were shown on FOX Sports 2 and Longhorn Network, respectively. The Roadrunners had a pair of games that aired across Texas on Time Warner Cable SportsChannel (Dec. 2 at Texas State; Dec. 12 vs. Texas A&M-Corpus Christi) and UTSA also has at least nine games that will be televised on the American Sports Network, including eight regular-season contests and the team's opener at the 2016 Conference USA Tournament in Birmingham, Ala. The first three rounds of the tournament will be broadcast on ASN with the semifinals on CBS Sports Network and finals on FOX Sports 1.

Eight is Enough: The Roadrunners return eight letterwinners, including a pair of starters, from last year's team that went 14-16 overall and 8-10 in its second season as a member of Conference USA. The 14 wins were a six-game improvement from the 2013-14 team, while UTSA doubled its league wins from that season, as well. UTSA also will welcome eight newcomers to the team, which will be tasked with replacing four of the top six scorers from a season ago. Graduated seniors Jeromie Hill, Keon Lewis and Kaj-Björn Sherman combined to average 43.4 ppg and all three ranked among the top 25 scorers in C-USA. In all, the Roadrunners return just 33.8 percent of their offense from 2014-15.

35 and Counting: UTSA tipped off its 35th season of play on Nov. 13 when the Roadrunners dropped a 76-64 decision at Loyola-Chicago. Head coach Don Eddy led the Roadrunners' first squad back in 1981-82 and the program hosted No. 18 Arkansas at Hemisfair Arena on Nov. 30, 1981, in its inaugural game. In 34-plus seasons of play, UTSA has an overall record of 509-494 (.507) with four NCAA Tournament appearances, four conference tournament championships and three conference regular-season titles.

Rare Air: UTSA head coach Brooks Thompson is in exclusive company among his coaching counterparts. Thompson is one of just nine Division I head coaches that are former NBA first round draft selections (Johnny Dawkins, Stanford; Bryce Drew, Valparaiso; Bobby Hurley, Arizona State; Dan Marjerle, Grand Canyon; Danny Manning, Wake Forest; Scott Padgett, Samford; Reggie Theus, Cal State Northridge; Rex Walters, San Francisco are the others) and one of 27 leading men that have played in the association. Thompson, who is in his 10th season at UTSA, was selected by the Orlando Magic in the first round of the 1994 NBA draft and also played for the Utah Jazz, Denver Nuggets, Phoenix Suns and New York Knicks. Michael Curry (Florida Atlantic) and Mark Price (Charlotte) are the only other C-USA head coaches that have played in the NBA.

Record Breakdown

Overall	2-11
at home	1-4
on the road	1-5
nuetral site	0-2
overtime games	0-0
decided by 10 pts. or less	1-2
decided by 5 pts. or less	1-2
following a win	0-2
following a loss	2-8
in November	1-6
in December	1-5
in January	0-0
in February	0-0
in March	0-0
Sunday	0-2
Monday	0-1
Tuesday	0-2
Wednesday	1-3
Thursday	0-0
Friday	0-1
Saturday	1-2
leads at half	1-2
trails at half	0-9
tied at half	1-0
scores less than 60	0-3
scores 60-69	0-1
scores 70-79	1-4
scores 80-89	1-3
scores 90+	0-0
opp. scores less than 60	0-0
opp. scores 60-69	1-0
opp. scores 70-79	1-3
opp. scores 80-89	0-3
opp. scores 90+	0-5
outrebounds opponent	1-2
opponent outrebounds	1-9
rebounds are equal	0-0
shooting 50%+ FG	0-1
shooting less than 50% FG	2-9
opp. shooting 50%+ FG	0-7
opp. shooting less than 50% FG	2-4
shooting 40%+ FG	2-7
shooting less than 40% FG	0-4
opp. shooting 40%+ FG	2-11
opp. shooting less than 40% FG	0-0
more FTA than opponent	0-5
fewer FTA than opponent	0-6
equal FTA	2-0
more TO than opponent	1-10
fewer TO than opponent	1-1
equal TO	0-0

UTSA Men's Basketball Game Notes

On The Internet

goUTSA.com

The official website of UTSA Athletics is the home for all the men's basketball information you need. Schedules, results, rosters, bios, stats, releases, game notes and the 2014-15 media guide and supplement can be found here.

ConferenceUSA.com

The official website of Conference USA contains updated standings, results, schedules, stats, releases, notes and much more.

MeanGreenSports.com

The official website of UTSA's opponent.

On Social Media

UTSA Athletics

facebook.com/UTSAAthletics
twitter.com/UTSAAthletics

UTSA Men's Basketball

facebook.com/UTSAMBB
twitter.com/UTSAMBB

Conference USA

facebook.com/ConferenceUSA
twitter.com/Conference_USA
twitter.com/CUSAMBB

facebook
twitter

Roadrunners Sports Network

All exhibition, regular season and postseason UTSA men's basketball games can be heard live in the San Antonio area on either Ticket 760 AM or K-BUC 92.5 FM. Andy Everett is back for his eighth season as the play-by-play voice of the Roadrunners. Jim Goodman will provide analysis for home broadcasts. For those outside the listening area, free live audio streams are available online at *goUTSA.com* and *ticket760.com*. The broadcast also can be heard on your mobile device with the free iHeartRadio app. The pregame show begins 30 minutes prior to tip. For the latest broadcast schedule, please visit *goUTSA.com*.

UTSA ROADRUNNERS SPORTS NETWORK

Thompson's Tenure: Now in his 10th season at UTSA, head coach Brooks Thompson is the second-longest tenured coach in program history. The former NBA first-round pick has guided the Roadrunners to 130 wins, including just the sixth 20-win season in school annals with a 20-14 mark in 2010-11. That squad won the Southland Conference Tournament by defeating the field's top three seeds in a four-day stretch before besting Alabama State in the first round of the NCAA Tournament, which was the first NCAA Tournament victory for UTSA in any sport.

International Connection: During head coach Brooks Thompson's first four seasons at the helm, UTSA had just one international player on campus in the form of Oldendorf, Germany, native Richie Frohlich (2008-10). This season, three foreign players dot the Roadrunners roster. Junior Phillip Jones hails from Freeport, Bahamas, while sophomore James Ringholt calls Brisbane, Australia, home. In addition, freshman Ömer Alp Aksu from Istanbul, Turkey, joins the squad. All totaled, Thompson has had 10 foreign players during his 10 years in the Alamo City.

Up Next: UTSA will close its six-game home stand with a 3 p.m. matchup with Rice on Sunday, Jan. 3 at the Convocation Center. The Roadrunners then will hit the road for C-USA contests at UAB (Jan. 7) and Middle Tennessee (Jan. 9).

2015-16 Numerical Roster

No.	Name	Pos.	Ht.	Wt.	Yr.-Exp.	Hometown/Last School
0	Terrell Scruggs	F	6-5	195	Jr.-TR	Fresno, Texas/Grand View
1	George Matthews	G	6-6	230	Sr.-2L	Phoenix, Ariz./Utah
2	J.R. Harris	G	6-4	170	Jr.-TR	Baton Rouge, La./Indian Hills JC
3	Gino Littles	G	6-0	160	So.-1L	Phoenix, Ariz./Desert Mountain HS
5	Ömer Alp Aksu	G	6-2	180	Fr.-HS	Istanbul, Turkey/İzmir American Collegiate Institute
10	Christian Wilson	G	6-2	170	So.-1L	Baton Rouge, La./Cathedral City [Calif.] HS
11	Austin Karrer	G	6-3	180	So.-1L	New Braunfels, Texas/Canyon HS
13	Kyle Massie	G	5-10	160	Fr.-HS	Helotes, Texas/O'Connor HS
14	Ryan Bowie	G	6-1	185	Sr.-1L	Lewisville, Texas/Iowa Western CC
15	Lucas O'Brien	C	6-10	245	Jr.-2L	Chandler, Ariz./Perry HS
22	Garrett Thibodeaux	F	6-8	220	Fr.-HS	Tyler, Texas/Lee HS
24	Phillip Jones	F	6-6	210	Jr.-2L	Freeport, Bahamas/Piney Woods [Miss.] HS
25	Nick Allen	F	6-8	205	Fr.-HS	Surprise, Ariz./Willow Canyon HS
32	James Ringholt	C	6-10	230	So.-1L	Brisbane, Australia/Brisbane Boys' College
33	A.J. Cockrell	F	6-8	230	Fr.-HS	Tulsa, Okla./Memorial HS
34	Nick Billingsley	G	6-4	185	Jr.-TR	Omaha, Neb./New Mexico JC

Head Coach: Brooks Thompson (10th season; Oklahoma State '94)

Associate Head Coach: Dan O'Dowd (10th season; Bethany '86)

Assistant Coach: Robert Guster (10th season; Missouri-Rolla '99)

Assistant Coach: Shenton Wai (seventh season; University of Victoria [Australia] '99)

Team Operations Coordinator: Jeff Luster (first season; Tabor College '96)

Pronunciation Guide

Ömer Aksu	OH-meer ACK-soo
Karrer	CAR
Bowie	BOO-ee
Thibodeaux	TIB-eh-dough
Wai	WAY

UTSA

Conference USA Standings

	Conference				Overall						
	W-L	Pct.	H	A	W-L	Pct.	H	A	N	L10	Streak
LOUISIANA TECH	0-0	.000	0-0	0-0	11-2	.846	8-0	3-2	0-0	8-2	W3
UAB	0-0	.000	0-0	0-0	10-3	.769	7-0	3-2	0-1	8-2	W7
MIDDLE TENNESSEE	0-0	.000	0-0	0-0	8-4	.667	4-1	2-2	2-1	7-3	W1
UTEP	0-0	.000	0-0	0-0	8-5	.615	6-3	0-2	2-0	5-5	W2
WKU	0-0	.000	0-0	0-0	8-5	.615	7-0	0-3	1-2	6-4	W2
OLD DOMINION	0-0	.000	0-0	0-0	7-6	.538	7-0	0-4	0-2	4-6	W3
FIU	0-0	.000	0-0	0-0	6-7	.462	4-3	1-3	1-1	4-6	W2
NORTH TEXAS	0-0	.000	0-0	0-0	5-8	.385	5-4	0-4	0-0	3-7	W1
RICE	0-0	.000	0-0	0-0	5-8	.385	4-4	1-4	0-0	5-5	L2
MARSHALL	0-0	.000	0-0	0-0	4-9	.308	3-2	0-5	1-2	4-6	L2
SOUTHERN MISS	0-0	.000	0-0	0-0	3-8	.273	2-4	1-4	0-0	3-7	W1
CHARLOTTE	0-0	.000	0-0	0-0	3-9	.250	2-4	1-2	0-3	3-7	W1
FLORIDA ATLANTIC	0-0	.000	0-0	0-0	2-11	.154	1-2	1-6	0-3	2-8	L6
UTSA	0-0	.000	0-0	0-0	2-11	.154	1-4	1-5	0-2	2-8	L2

C-USA Players of the Week

November

16 _____Chris Cokley, UAB
23 _____Adrian Diaz, FIU
30 _____Earvin Morris, UTEP

December

7 _____Adrian Diaz, FIU
14 _____Alex Hamilton, Louisiana Tech
21 _____Erik McCree, Louisiana Tech
28 _____James Kelly, Marshall

January

4 _____
11 _____
18 _____
25 _____

February

1 _____
8 _____
15 _____
22 _____
29 _____

March

7 _____

C-USA Freshmen of the Week

November

16 _____Ja'Michael Brown, North Texas
23 _____Adrien White, Charlotte
30 _____C.J. Burks, Marshall
_____Marcus Evans, Rice

December

7 _____Marcus Evans, Rice
14 _____C.J. Burks, Marshall
21 _____Marcus Evans, Rice
28 _____Marcus Evans, Rice

January

4 _____
11 _____
18 _____
25 _____

February

1 _____
8 _____
15 _____
22 _____
29 _____

March

7 _____

Upcoming Games

Friday, Jan. 1

North Texas at UTSA, 6 p.m.
Rice at UTEP, 8 p.m.

Saturday, Jan. 2

Charlotte at Old Dominion, 11 a.m.
Southern Miss at Louisiana Tech, 6 p.m.

*all times Central

2015-16 UTSA Men's Basketball
UTSA Combined Team Statistics (as of Dec 22, 2015)
All games

RECORD:	OVERALL	HOME	AWAY	NEUTRAL
ALL GAMES	2-11	1-4	1-5	0-2
CONFERENCE	0-0	0-0	0-0	0-0
NON-CONFERENCE	2-11	1-4	1-5	0-2

					Total		3-Point		F-Throw		Rebounds											
##	Player	gp-gs	min	avg	fg-fga	fg%	3fg-fga	3fg%	ft-fta	ft%	off	def	tot	avg	pf	dq	a	to	blk	stl	pts	avg
14	BOWIE, Ryan	13-13	436	33.5	76-165	.461	28-72	.389	56-68	.824	20	79	99	7.6	36	0	21	37	3	14	236	18.2
10	WILSON, Christian	4-0	88	22.0	13-34	.382	3-10	.300	19-26	.731	3	12	15	3.8	12	1	15	8	1	5	48	12.0
02	HARRIS, J.R.	12-0	272	22.7	42-128	.328	22-70	.314	26-33	.788	5	24	29	2.4	22	0	14	20	1	6	132	11.0
03	LITTLES, Gino	13-13	413	31.8	39-76	.513	7-13	.538	22-35	.629	6	35	41	3.2	26	0	42	30	0	19	107	8.2
01	MATTHEWS, George	10-0	116	11.6	26-58	.448	10-29	.345	5-5	1.000	12	22	34	3.4	19	0	4	16	6	6	67	6.7
15	O'BRIEN, Lucas	13-13	248	19.1	30-69	.435	5-25	.200	12-18	.667	13	28	41	3.2	34	0	6	8	4	5	77	5.9
25	ALLEN, Nick	13-13	257	19.8	29-66	.439	4-14	.286	12-19	.632	14	34	48	3.7	40	2	14	27	7	5	74	5.7
33	COCKRELL, A.J.	13-0	213	16.4	29-52	.558	0-0	.000	11-19	.579	19	15	34	2.6	40	2	2	9	5	5	69	5.3
34	BILLINGSLEY, Nick	12-0	110	9.2	16-47	.340	2-15	.133	11-15	.733	3	15	18	1.5	17	0	5	12	2	3	45	3.8
11	KARRER, Austin	13-13	265	20.4	14-35	.400	2-16	.125	4-15	.267	9	19	28	2.2	24	0	14	17	4	10	34	2.6
24	JONES, Phillip	2-0	25	12.5	1-7	.143	0-1	.000	3-6	.500	1	2	3	1.5	5	0	0	3	1	0	5	2.5
13	MASSIE, Kyle	3-0	12	4.0	2-3	.667	1-2	.500	1-2	.500	0	1	1	0.3	0	0	1	1	0	0	6	2.0
32	RINGHOLT, James	10-0	67	6.7	5-13	.385	3-11	.273	1-4	.250	2	7	9	0.9	11	0	1	3	4	0	14	1.4
00	SCRUGGS, Terrell	11-0	78	7.1	4-13	.308	0-3	.000	4-10	.400	4	9	13	1.2	11	0	3	11	0	4	12	1.1
	Team										19	17	36		1			3				
	Total.....	13	2600		326-766	.426	87-281	.310	187-275	.680	130	319	449	34.5	298	5	142	205	38	82	926	71.2
	Opponents.....	13	2600		392-773	.507	117-289	.405	223-332	.672	119	352	471	36.2	269	-	231	154	57	91	1124	86.5

TEAM STATISTICS	UTSA	OPP
SCORING	926	1124
Points per game	71.2	86.5
Scoring margin	-15.2	-
FIELD GOALS-ATT	326-766	392-773
Field goal pct	.426	.507
3 POINT FG-ATT	87-281	117-289
3-point FG pct	.310	.405
3-pt FG made per game	6.7	9.0
FREE THROWS-ATT	187-275	223-332
Free throw pct	.680	.672
F-Throws made per game	14.4	17.2
REBOUNDS	449	471
Rebounds per game	34.5	36.2
Rebounding margin	-1.7	-
ASSISTS	142	231
Assists per game	10.9	17.8
TURNOVERS	205	154
Turnovers per game	15.8	11.8
Turnover margin	-3.9	-
Assist/turnover ratio	0.7	1.5
STEALS	82	91
Steals per game	6.3	7.0
BLOCKS	38	57
Blocks per game	2.9	4.4
ATTENDANCE	5521	41226
Home games-Avg/Game	5-1104	6-6781
Neutral site-Avg/Game	-	2-270

Score by Periods	1st	2nd	Totals
UTSA	413	513	926
Opponents	554	570	1124

	Date	Opponent		Score	Att.
	11/13/15	at Loyola Chicago	L	64-76	1711
!	11/15/15	at Clemson	L	45-78	6262
!	11/17/15	at Creighton	L	78-103	16580
	11/21/15	at Southern Utah	W	82-79	3256
!	11/23/15	vs Central Arkansas	L	84-98	323
!	11/25/15	vs Texas Southern	L	80-91	217
	11/29/15	UT PERMIAN BASIN	L	85-90	707
	12/02/15	at Texas State	L	53-76	3220
	12/08/15	at Texas	L	50-116	9657
	12/12/15	TEXAS A&M-CORPUS CHRISTI	L	79-85	704
	12/16/15	EAST CENTRAL	W	75-61	2217
	12/19/15	UTAH VALLEY	L	78-83	1098
	12/22/15	CAL POLY	L	73-88	795

! = Men Who Speak Up Main Event
* = Conference game

2015-16 UTSA Men's Basketball
UTSA Season Schedule/Results & Leaders (as of Dec 22, 2015)
All games

RECORD:	OVERALL	HOME	AWAY	NEUTRAL
ALL GAMES	2-11	1-4	1-5	0-2
CONFERENCE	0-0	0-0	0-0	0-0
NON-CONFERENCE	2-11	1-4	1-5	0-2

Date	Opponent		Score		Att.	High Points	High Rebounds
11/13/15	at Loyola Chicago		64-76	L	1711	(16)BOWIE, Ryan	(9)BOWIE, Ryan
11/15/15	!at Clemson		45-78	L	6262	(12)O'BRIEN, Lucas	(5)O'BRIEN, Lucas
11/17/15	!at Creighton		78-103	L	16580	(23)BOWIE, Ryan	(10)BOWIE, Ryan
11/21/15	at Southern Utah	W	82-79		3256	(33)BOWIE, Ryan	(6)KARRER, Austin
							(6)BOWIE, Ryan
11/23/15	!vs Central Arkansas		84-98	L	323	(17)BOWIE, Ryan	(5)ALLEN, Nick
11/25/15	!vs Texas Southern		80-91	L	217	(22)BOWIE, Ryan	(7)ALLEN, Nick
11/29/15	UT PERMIAN BASIN		85-90	L	707	(27)BOWIE, Ryan	(13)BOWIE, Ryan
12/02/15	at Texas State		53-76	L	3220	(11)BOWIE, Ryan	(11)BOWIE, Ryan
12/08/15	at Texas		50-116	L	9657	(12)MATTHEWS, George	(5)BOWIE, Ryan
12/12/15	TEXAS A&M-CORPUS CHRISTI		79-85	L	704	(25)BOWIE, Ryan	(8)BOWIE, Ryan
12/16/15	EAST CENTRAL	W	75-61		2217	(12)WILSON, Christian	(7)BOWIE, Ryan
						(12)LITTLES, Gino	(7)O'BRIEN, Lucas
						(12)O'BRIEN, Lucas	
12/19/15	UTAH VALLEY		78-83	L	1098	(19)HARRIS, J.R.	(7)BOWIE, Ryan
							(7)O'BRIEN, Lucas
12/22/15	CAL POLY		73-88	L	795	(23)BOWIE, Ryan	(14)BOWIE, Ryan

! = Men Who Speak Up Main Event
* = Conference game

Attendance Summary	Games	Attend	Avg/Game
Home	5	5521	1104
Away	6	40686	6781
Neutral	2	540	270
Total	13	46747	3596

2015-16 UTSA Men's Basketball
UTSA Team Game-by-Game (as of Dec 22, 2015)
All games

TEAM STATISTICS

				Total		3-Pointers		Free throws		Rebounds										
Opponent	Date	Score		fg-fga	pct	3fg-fga	pct	ft-fta	pct	off	def	tot	avg	pf	a	t/o	blk	stl	pts	avg
at Loyola Chicago	11/13/15	64-76	L	22-51	.431	6-20	.300	14-16	.875	9	17	26	26.0	22	8	23	1	7	64	64.0
at Clemson	11/15/15	45-78	L	18-58	.310	6-25	.240	3-6	.500	9	19	28	27.0	21	7	13	2	8	45	54.5
at Creighton	11/17/15	78-103	L	26-58	.448	10-23	.435	16-27	.593	7	25	32	28.7	18	13	18	0	7	78	62.3
at Southern Utah	11/21/15	82-79	W	26-55	.473	10-25	.400	20-31	.645	11	23	34	30.0	26	11	9	2	3	82	67.2
vs Central Arkansas	11/23/15	84-98	L	31-56	.554	9-19	.474	13-18	.722	8	19	27	29.4	21	11	15	4	5	84	70.6
vs Texas Southern	11/25/15	80-91	L	32-71	.451	11-29	.379	5-9	.556	8	31	39	31.0	34	13	14	4	6	80	72.2
UT PERMIAN BASIN	11/29/15	85-90	L	29-60	.483	4-15	.267	23-31	.742	13	31	44	32.9	23	8	16	3	5	85	74.0
at Texas State	12/02/15	53-76	L	20-52	.385	3-15	.200	10-10	1.000	14	23	37	33.4	20	7	26	5	4	53	71.4
at Texas	12/08/15	50-116	L	17-52	.327	2-17	.118	14-27	.519	6	21	27	32.7	21	6	24	1	6	50	69.0
TEXAS A&M-CORPUS CH	12/12/15	79-85	L	23-57	.404	7-22	.318	26-31	.839	8	26	34	32.8	27	16	11	6	5	79	70.0
EAST CENTRAL	12/16/15	75-61	W	28-62	.452	7-24	.292	12-18	.667	13	33	46	34.0	21	16	20	4	15	75	70.5
UTAH VALLEY	12/19/15	78-83	L	30-70	.429	5-20	.250	13-23	.565	13	21	34	34.0	20	12	7	3	9	78	71.1
CAL POLY	12/22/15	73-88	L	24-64	.375	7-27	.259	18-28	.643	11	30	41	34.5	24	14	9	3	2	73	71.2
UTSA		926		326-766	.426	87-281	.310	187-275	.680	130	319	449	34.5	298	142	205	38	82	926	71.2
Opponents		1124		392-773	.507	117-289	.405	223-332	.672	119	352	471	36.2	269	231	154	57	91	1124	86.5

Games played: 13
Points/game: 71.2
FG Pct: 42.6
3FG Pct: 31.0
FT Pct: 68.0

Rebounds/game: 34.5
Assists/game: 10.9
Turnovers/game: 15.8
Assist/turnover ratio: 0.7
Steals/game: 6.3
Blocks/game: 2.9

2015-16 UTSA Men's Basketball
UTSA Opponent Game-by-Game (as of Dec 22, 2015)
All games

OPPONENT STATISTICS

				Total		3-Pointers		Free throws		Rebounds										
Opponent	Date	Score		fg-fga	pct	3fg-fga	pct	ft-fta	pct	off	def	tot	avg	pf	a	t/o	blk	stl	pts	avg
at Loyola Chicago	11/13/15	64-76	L	26-48	.542	8-18	.444	16-20	.800	7	22	29	29.0	19	19	21	2	6	76	76.0
at Clemson	11/15/15	45-78	L	27-53	.509	12-25	.480	12-23	.522	12	33	45	37.0	14	22	14	8	6	78	77.0
at Creighton	11/17/15	78-103	L	35-64	.547	15-35	.429	18-24	.750	6	28	34	36.0	20	26	12	3	10	103	85.7
at Southern Utah	11/21/15	82-79	W	25-52	.481	7-21	.333	22-31	.710	9	26	35	35.8	26	14	8	4	6	79	84.0
vs Central Arkansas	11/23/15	84-98	L	36-63	.571	7-13	.538	19-22	.864	10	21	31	34.8	20	16	9	3	7	98	86.8
vs Texas Southern	11/25/15	80-91	L	29-57	.509	7-17	.412	26-50	.520	10	33	43	36.2	14	12	11	3	4	91	87.5
UT PERMIAN BASIN	11/29/15	85-90	L	28-63	.444	12-32	.375	22-27	.815	8	20	28	35.0	27	11	10	6	9	90	87.9
at Texas State	12/02/15	53-76	L	30-67	.448	3-8	.375	13-18	.722	15	18	33	34.8	14	16	7	5	13	76	86.4
at Texas	12/08/15	50-116	L	44-68	.647	15-30	.500	13-22	.591	8	34	42	35.6	24	23	10	6	10	116	89.7
TEXAS A&M-CORPUS CH	12/12/15	79-85	L	28-61	.459	5-20	.250	24-33	.727	11	25	36	35.6	26	15	7	5	8	85	89.2
EAST CENTRAL	12/16/15	75-61	W	22-54	.407	7-23	.304	10-18	.556	5	23	28	34.9	18	16	21	1	6	61	86.6
UTAH VALLEY	12/19/15	78-83	L	30-55	.545	11-24	.458	12-18	.667	6	35	41	35.4	23	18	17	6	3	83	86.3
CAL POLY	12/22/15	73-88	L	32-68	.471	8-23	.348	16-26	.615	12	34	46	36.2	24	23	7	5	3	88	86.5
Opponents		1124		392-773	.507	117-289	.405	223-332	.672	119	352	471	36.2	269	231	154	57	91	1124	86.5
UTSA		926		326-766	.426	87-281	.310	187-275	.680	130	319	449	34.5	298	142	205	38	82	926	71.2

Games played: 13
Points/game: 86.5
FG Pct: 50.7
3FG Pct: 40.5
FT Pct: 67.2

Rebounds/game: 36.2
Assists/game: 17.8
Turnovers/game: 11.8
Assist/turnover ratio: 1.5
Steals/game: 7.0
Blocks/game: 4.4

The Last Time ...

TEAM

Played a ranked team
vs. #1 Ohio State (L, 46-75) (3/18/11)

Beat a ranked team
at #13 Arizona State (W, 87-85) (12/18/94)

Lost to a ranked team at home
vs. #18 Arkansas (L, 42-71) (11/30/81)

Lost to a ranked team on road
at #15 Texas (L, 37-58) (11/12/08)

Lost to a ranked team at neutral site
vs. #1 Ohio State (L, 46-75) (3/18/11)

Played an overtime game
at Northern Arizona (W, 88-83) (12/3/14)

Played a double-overtime game
vs. Sam Houston State (L, 86-89) (1/17/09)

Scored 130+ points
UTSA: 136 vs. East Central (W, 136-68) (11/22/08)
Opp: N/A

Scored 120+ points
UTSA: 136 vs. East Central (W, 136-68) (11/22/08)
Opp: 121 vs. Centenary (L, 116-121) (1/4/90)

Scored 110+ points
UTSA: 115 vs. Jarvis Christian (W, 115-49) (1/25/12)
Opp: 116 at Texas (L, 50-116) (12/08/15)

Scored 100+ points
UTSA: 115 vs. Jarvis Christian (W, 115-49) (1/25/12)
Opp: 116 at Texas (L, 50-116) (12/08/15)

Scored 90+ points
UTSA: 92 vs. Southern Utah (L, 92-93) (11/30/14)
Opp: 90 vs. UT Permian Basin (L, 85-90) (11/29/15)

Scored less than 50 points
UTSA: 45 at Clemson (L, 45-78) (11/15/15)
Opp: 49 vs. San Jose State (W, 67-49) (3/12/13)

Shot 70+ percent from field
UTSA: N/A
Opp: 71.4% (25-35) by Navy (12/2/08)

Shot 60+ percent from field
UTSA: 61.5% (24-39) vs. Texas A&M-Corpus Christi (11/23/13)
Opp: 64.7% (44-68) at Texas (12/08/15)

Shot 50+ percent from field
UTSA: 55.4% (31-56) vs. Central Arkansas (11/23/15)
Opp: 54.5% (30-55) vs. Utah Valley (12/19/15)

Shot less than 40 percent from field
UTSA: 37.5% (24-64) vs. Cal Poly (12/22/15)
Opp: 37.9% (22-58) vs. UAB (1/31/15)

Shot less than 30 percent from field
UTSA: 27.3% (12-44) at Southern Miss (2/20/14)
Opp: 23.8% (15-63) by Jarvis Christian (1/25/12)

Shot less than 25 percent from field
UTSA: 22.6% (12-53) vs. Seattle (3/2/13)
Opp: 23.8% (15-63) by Jarvis Christian (1/25/12)

Did not make a 3-pointer
UTSA: vs. Texas (1/5/94)
Opp: at Nicholls (1/14/09)

Won by 20+ points
UTSA: (25) 68-43 at UTRGV (1/12/15)
Opp: (66) 50-116 at Texas (12/08/15)

Won by 30+ points
UTSA: (30) 75-45 at Texas A&M-Corpus Christi (12/21/12)
Opp: (66) 50-116 at Texas (12/08/15)

Won by 40+ points
UTSA: (66) 115-49 vs. Jarvis Christian (1/25/12)
Opp: (66) 50-116 at Texas (12/08/15)

Won by 50+ points
UTSA: (66) 115-49 vs. Jarvis Christian (1/25/12)
Opp: (66) 50-116 at Texas (12/08/15)

Won by 60+ points
UTSA: (66) 115-49 vs. Jarvis Christian (1/25/12)
Opp: (66) 50-116 at Texas (12/08/15)

Scored 50+ points in a half
UTSA: 50 (2nd) 85-90 vs. UT Permian Basin (11/29/15)
Opp: 51 (1st) 73-88 vs. Cal Poly (12/22/15)

Scored 50 points in both halves
UTSA: 54 (1st), 61 (2nd), vs. Jarvis Christian (1/25/12)
Opp: 56 (1st), 60 (2nd), Texas (12/08/15)

Had 5+ players score in double digits
UTSA: Gino Littles (12), Lucas O'Brien (12), Christian Wilson (12), Ryan Bowie (10), George Matthews (10) vs. East Central (12/16/15)
Opp: Josh Martin (12), Luke Meikle (12), Reese Morgan (12), David Nwaba (12), Joel Awich (11), Taylor Sutlive (11), Brian Bennett (10) vs. Cal Poly (12/22/15)

Had 2+ 20-point scorers
UTSA: Ryan Bowie (22), J.R. Harris (21) vs. Texas Southern (11/25/15)
Opp: David Blanks (23), Chris Thomas (23), Texas Southern (11/25/15)

Had 3+ 20-point scorers
UTSA: Kannon Burrage (21), Melvin Johnson III (20), Igor Nujic (20), vs. Texas A&M-Corpus Christi (2/22/12)
Opp: Jason McCutcheon (32), Linzie Green (24), James Banks (20), Nicholls State (2/13/99)

PLAYER

Scored 50+ points
UTSA: 52, Roderic Hall, vs. Maine (12/6/97)
Opp: 61, Wayman Tisdale, Oklahoma (12/28/83)

Scored 40+ points
UTSA: 52, Roderic Hall, vs. Maine (12/6/97)
Opp: 41, RJ Hunter, Georgia State (12/22/13)

Scored 30+ points
UTSA: 33, Ryan Bowie, at Southern Utah (11/21/15)
Opp: 31, Davonté Lacy, at Washington State (12/6/14)

Recorded a triple-double
UTSA: Devin Gibson, (28 pts, 10 reb, 10 ast) vs. Samford (3/9/11)
Opp: Maurice Baker, Oklahoma State (19 pts, 14 reb, 10 ast) (1/3/01)

Recorded a double-double
UTSA: Ryan Bowie (23 pts, 14 reb) vs. Cal Poly (12/22/15)
Opp: Matt Bingaya (17 pts, 10 ast), Southern Miss (2/26/15)

Two players recorded a double-double
UTSA: Jeromie Hill (20 pts, 12 reb), Ryan Bowie (10 pts, 10 reb) vs. Rice (3/5/15)
Opp: Johnathan Jordan (12 pts, 10 ast), Nate Maxey (10 pts, 10 reb), Texas A&M-Corpus Christi (2/22/12)

Recorded 20+ rebounds
UTSA: 20, Clarence McGee, vs Hardin-Simmons (2/27/88)
Opp: 22, Wayman Tisdale, Oklahoma (12/28/83)

Recorded 15+ rebounds
UTSA: 15, Kaj-Björn Sherman at Florida Atlantic (2/7/15)
Opp: 18, Janari Joesaar, vs. Texas-Pan American (11/17/14)

Recorded 20+pts/20+reb
UTSA: Clarence McGee (20 pts, 20 reb), vs Hardin-Simmons (2/27/88)
Opp: Wayman Tisdale (61 pts, 22 reb), Oklahoma, (12/28/83)

Recorded 10+ assists
UTSA: 10, Devin Gibson, vs. Northwestern State (3/9/11)
Opp: 10, Matt Bingaya, Southern Miss (2/26/15)

Made 8+ 3-pointers
UTSA: 8, Joey Shank, vs. Northwestern State (1/19/08)
Opp: 8, Devonté Lacy, at Washington State (12/6/14)

Made 7+ 3-pointers
UTSA: 7, Jordan Sims, vs. Jarvis Christian (1/25/12)
Opp: 8, Devonté Lacy, at Washington State (12/6/14)

Made 6+ 3 pointers
UTSA: 6, J.R. Harris vs. Texas Southern (11/25/15)
Opp: 6, Marcus Jackson vs. Rice (3/5/15)

Made 15+ free throws
UTSA: 16, Michael Hale III at Seattle (1/24/13)
Opp: 15, Akeem Richmond, East Carolina (2/8/14)

Made 10+ free throws
UTSA: 10, Ryan Bowie vs. Texas A&M-Corpus Christi (12/12/15)
Opp: 15, Akeem Richmond, East Carolina (2/8/14)

Recorded 10+ blocks
UTSA: N/A
Opp: 13, Wojciech Myrda, Louisiana-Monroe (1/17/02)

Recorded 5+ blocks
UTSA: 7, Anthony Fuqua, vs. Nicholls State (1/14/05)
Opp: 9, Michale Kyser, Louisiana Tech (2/28/15)

Recorded 5+ steals
UTSA: 6, Keon Lewis, at Northern Arizona (12/3/14)
Opp: 5, Nick Norton, UAB (1/31/15)

Played every minute (regulation)
UTSA: Gino Littles, vs. North Texas (3/7/15)
Opp: Jordan Williams, North Texas (1/4/15)

Two players played every minute (regulation)
UTSA: Marlon Anderson, Thaddeus Wordlaw, vs. Louisiana-Monroe (3/10/95)
Opp: Anthony Miles, Brandon McThay, Lamar (2/28/09)

Played every minute (+OT)
UTSA: 45, Jordan Sims, at Tulsa (3/2/14)
Opp: 45, Willie Depron, Nicholls State (1/17/04)

Played every minute (+2OT)
UTSA: N/A
Opp: 50, Sergio Sanchez, UTRGV (12/6/03)

Fouled out
UTSA: Christian Wilson vs. Cal Poly (12/22/15)
Opp: Bryce Douvier and Rashawn Thomas, Texas A&M-Corpus Christi (12/12/15)

Two players fouled out
UTSA: James Ringholt and Austin Karrer vs. Huston-Tillotson (11/14/14)
Opp: Bryce Douvier and Rashawn Thomas, Texas A&M-Corpus Christi (12/12/15)



Brooks Thompson

Head Coach
10th Season • Oklahoma State '94

The Thompson File

Coaching Experience
Head Coach, UTSA (2006-Present)
Assisant Coach, Arizona State (2004-06)
Head Coach, Yavapai [Ariz.] College (2002-04)
Director of Basketball Operations, Oklahoma State (2001-02)
Assistant Coach, Southeastern Louisiana (2000-01)
Head Coach, Metro Christian Academy [Tulsa, Okla.] (1999-2000)
Undergraduate Assistant Coach, Oklahoma State (1998-99)

Year-By-Year Record
Yavapai College (2002-04)

2002-03	28-7
2003-04	27-7
Record	**55-14 (.797)**

UTSA (2006-Present)

Year	Overall	Conference
2006-07	7-22	3-13
2007-08	13-17	7-9
2008-09	19-13	8-8
2009-10	19-11	9-7
2010-11	20-14	9-7
2011-12	18-14	10-6
2012-13	10-22	3-14
2013-14	8-22	4-12
2014-15	14-16	8-10
2015-16	2-11	0-0
Record	**130-162 (.445)**	**61-86 (.415)**
Career Record	**185-176 (.512)**	

Playing Experience
Professional

1998	New York Knicks (NBA)
1997-98	Phoenix Suns (NBA)
1997	Iraklis (Greece)
1996-97	Denver Nuggets (NBA)
1996	Utah Jazz (NBA)
1994-95	Orlando Magic (NBA)

College

1992-94	Oklahoma State
1989-91	Texas A&M

High School
1985-89 Littleton [Colo.] High School

Education
B.S. Political Science, Oklahoma State, 2001

Former NBA first-round draft pick and Oklahoma State star Brooks Thompson is in his 10th season as head coach of the UTSA men's basketball program. Introduced as the Roadrunners' fifth head coach on April 18, 2006, Thompson has assembled a talented and hard-working staff with more than 40 combined years of collegiate coaching experience and the result has been a turnaround both on and off the court.

In his tenure in the Alamo City, UTSA has registered the school's first-ever NCAA postseason victory in any sport, captured one league championship, made two conference tournament title game appearances and recorded the most successful four-year stretch (76 wins; 2007-12) in two decades. More than 20 school records have fallen under his watch, while eight players have earned all-conference honors and three have been tabbed league freshman of the year (Devin Gibson, 2008; Melvin Johnson III, 2010; Jeromie Hill, 2011).

Most recently, Hill capped a career that saw him set school records for games played (122), starts (122) and rebounds (842), while he finished in the program's top 10 for field goals (t-2nd/637), points (4th/1,674), 3-pointers rebounds per game (8th/6.9) and free throws (10th/235).

The Roadrunners also have taken care of business in the classroom. UTSA has collected nine league all-academic certificates under Thompson, including Southland Conference Student-Athlete of the Year honorees in Gibson (2010, '11) and Hill (2012). Kurt Attaway garnered Academic All-District accolades in 2007. Additionally, the program's Academic Progress Rate (APR) has improved significantly since Thompson's arrival, jumping from an 818 for the season prior to his arrival to a 946 in the last report. Thompson also has placed a strong emphasis on graduating players, as more than 80 percent of his student-athletes who have exhausted their eligibility at UTSA have earned their undergraduate degree.

Last season, the Roadrunners made another step forward in their second season of play in Conference USA. UTSA saw a six-win increase overall, while it doubled its league victory total from the 2013-14 campaign. The squad was particularly impressive on the road, where it recorded seven wins after taking just one victory away from the Convocation Center in 2013-14. Hill became the program's first first-team All-C-USA selection after he was the only league player to rank in the top five for scoring and rebounding.

The 2010-11 campaign arguably was the most successful in 20 years. Thompson guided UTSA to the Southland Tournament Championship for the first time since 2004 and to the program's fourth NCAA Tournament appearance, where it registered the first NCAA postseason victory in any sport in the department's 30-year history with a 70-61 first-round victory over Alabama State during the First Four on March 16 in Dayton, Ohio. That outcome gave UTSA its first 20-win season in 19 years. He led the Roadrunners to their second consecutive 4-1 start — a school record — and their fourth straight 4-0 start at home. UTSA tied for third in the Southland West Division and fifth overall to qualify for its fourth straight Southland Tournament, where it upset the top three seeds en route to the crown. Top-ranked Ohio State ended the Roadrunners' season at 20-14 with a 75-46 setback in the NCAA Second Round in Cleveland. Six school records were broken in 2010-11, as Gibson has eclipsed the career assists, steals, free throws, games played and starts standards and the single-season free throws mark. Gibson earned first-team NABC All-District 23 and first-team All-Southland honors and was named Southland Tournament MVP and Southland Student-Athlete of the Year for the second straight season. Hill was tabbed a Mid-Major Freshman All-American by CollegeInsider.com and Southland Freshmen of the Year and he earned honorable mention all-league accolades along with Johnson III and all-tournament honors along with Gibson.

Thompson came to UTSA from Arizona State, where he served as an assistant coach for two seasons. He helped the Sun Devils post eight wins against teams that qualified for the postseason and one of his players — Ike Diogu — was the Pac-10 Player of the Year, a second-team All-American and the ninth overall pick in the 2005 NBA Draft (Golden State Warriors). The Sun Devils qualified for the National Invitational Tournament (NIT) in 2005.

Prior to his stint at Arizona State, Thompson was head coach at Yavapai College in Prescott, Ariz., for two seasons (2002-04) where he compiled a 55-14 record and a .797 winning percentage, the highest in school history. He was named NJCAA Region I Coach of the Year both seasons and Arizona Community College Athletic Conference (ACCAC) Coach of the Year in 2002-03. Thompson led the Roughriders to back-to-back ACCAC regular season titles — the first two conference titles in school history — and to two consecutive Region I Tournament Championships.

Thompson guided Yavapai to a 28-7 record in 2002-03, qualifying for the NJCAA Tournament and finishing with a final national ranking of No. 11. In 2003-04, Yavapai was ranked as high as No. 8 and finished the season with a 27-7 mark, a No. 17 ranking and a second straight NJCAA Tournament berth — Yavapai had previously qualified just once in 1980. The Roughriders scored 91.1 points per game (14th in the nation) and ranked 13th in the country in both field goal percentage (55.0) and 3-point field goal percentage (38.0).

He began his coaching career as an undergraduate assistant at Oklahoma State in 1998-99 and served as head coach at Metro Christian Academy in Tulsa, Okla., in 1999-2000. He then was an assistant coach for one season at Southeastern Louisiana in 2000-01.

Thompson returned to his alma mater for one season as director of basketball operations in 2001-02, helping the Cowboys reach the NCAA Tournament.

In all, Thompson has coached 17 players who have gone on to professional careers, including five current or former NBA players.

That list includes Diogu, former Oklahoma State stars Maurice Baker, Desmond Mason and Melvin Sanders and former Yavapai standout Larry Owens.

Also a standout player, he was the 1989 Colorado Prep Player of the Year after guiding Littleton High School to a 24-0 record and the Class 4A State Championship.

Thompson played two seasons at Texas A&M in 1989-91 where he earned second-team All-Southwest Conference honors after his sophomore campaign. He then transferred to Oklahoma State where he was a second-team All-Big Eight selection in 1992-93 and a first-team all-conference performer in 1993-94. He led the Cowboys in assists both seasons and averaged 16.9 points per game as a senior. He tallied 1,675 career points during his four collegiate seasons.

The Orlando Magic selected Thompson in the first round of the 1994 NBA Draft. He played in the NBA Finals in 1995 for the Magic and set the franchise record for most points in a quarter (21). He also played for the Utah Jazz in 1996, the Denver Nuggets in 1996-97, the Phoenix Suns in 1997-98 and the New York Knicks in 1998 and spent one year overseas with Iraklis in Greece (1997).

Following his professional playing days, Thompson earned a bachelor's degree in political science from Oklahoma State in 2001. He and his wife, Michelle, have three daughters, Ryan Michelle, Brooke and Addison.



Season Highs

- Points
4, at Loyola-Chicago (11/13/15)
- Field Goals Made
1 (3x), last at Creighton (11/17/15)
- Field Goals Attempted
4, at Clemson (11/15/15)
- 3-point Field Goals Made

- 3-point Field Goals Attempted
1 (3x), last at Texas (12/08/15)
- Free Throws Made
2, at Loyola-Chicago (11/13/15)
- Free Throws Attempted
4, at Creighton (11/17/15)
- Rebounds
3 (2x), last vs. Texas Southern (11/25/15)
- Assists
2, at Creighton (11/17/15)
- Steals
2, at Clemson (11/15/15)
- Blocks

- Minutes
15, at Loyola-Chicago (11/13/15)

0 • Terrell Scruggs

6-5 • 195 • Jr.-TR • Forward • Fresno, Texas (Hightower HS/Grand View)

Player Notes

Walk-on made his Roadrunners debut with four points and three rebounds at Loyola-Chicago (Nov. 13) ... has played in 11 games off the bench this season ... averaged 7.8 points and 3.9 rebounds per game in 2013-14 and shot 41.4 percent from the floor at Grand View ... appeared in 28 games with 24 starts ... as a senior at Hightower High School he averaged 10.5 points per game and shot nearly 50 percent from the floor en route to second-team all-district honors.

Career Stats

			Total		3-Point		F-Throws		Rebounds									Scoring	
Season	gp-gs	min/avg	fg-fga	pct	fg-fga	pct	ft-fta	pct	off	def	tot	avg	pf	fo	ast	to	blk	stl	pts	avg
2015-16	11-0	78/7.1	4-13	.308	0-3	.000	4-10	.400	4	9	13	1.2	11	0	3	11	0	4	12	1.1
TOTAL	11-0	78/7.1	4-13	.308	0-3	.000	4-10	.400	4	9	13	1.2	11	0	3	11	0	4	12	1.1

Scruggs' 2015-16 Game-by-Game

				Total		3-Pointers		Free throws		Rebounds										
Opponent	Date	gs	min	fg-fga	pct	3fg-fga	pct	ft-fta	pct	off	def	tot	avg	pf	a	t/o	blk	stl	pts	avg
at Loyola Chicago	11/13/15		15	1-1	1.000	0-0	.000	2-2	1.000	1	2	3	3.0	2	1	3	0	0	4	4.0
at Clemson	11/15/15		13	1-4	.250	0-0	.000	0-0	.000	1	0	1	2.0	1	0	1	0	2	2	3.0
at Creighton	11/17/15		14	1-2	.500	0-1	.000	0-4	.000	0	1	1	1.7	2	2	0	0	0	2	2.7
at Southern Utah	11/21/15		9	0-0	.000	0-0	.000	1-2	.500	0	2	2	1.8	2	0	0	0	0	1	2.3
vs Central Arkansas	11/23/15		3	0-1	.000	0-0	.000	0-0	.000	0	0	0	1.4	1	0	1	0	1	0	1.8
vs Texas Southern	11/25/15		12	0-2	.000	0-1	.000	1-2	.500	0	3	3	1.7	2	0	3	0	1	1	1.7
UT PERMIAN BASIN	11/29/15		5	1-2	.500	0-0	.000	0-0	.000	1	0	1	1.6	0	0	0	0	0	2	1.7
at Texas State	12/02/15		2	0-0	.000	0-0	.000	0-0	.000	0	1	1	1.5	1	0	2	0	0	0	1.5
at Texas	12/08/15		2	0-1	.000	0-1	.000	0-0	.000	0	0	0	1.3	0	0	0	0	0	0	1.3
TEXAS A&M-CORPUS CH	12/12/15		dnp	-	-	-	-	-	-	-	-	-	-	-	-	-	-	-	-	-
EAST CENTRAL	12/16/15		2	0-0	.000	0-0	.000	0-0	.000	1	0	1	1.3	0	0	0	0	0	0	1.2
UTAH VALLEY	12/19/15		dnp	-	-	-	-	-	-	-	-	-	-	-	-	-	-	-	-	-
CAL POLY	12/22/15		1	0-0	.000	0-0	.000	0-0	.000	0	0	0	1.2	0	0	1	0	0	0	1.1
Totals		0	78	4-13	.308	0-3	.000	4-10	.400	4	9	13	1.2	11	3	11	0	4	12	1.1

Games played: 11
Minutes/game: 7.1
Points/game: 1.1
FG Pct: 30.8
3FG Pct: 0.0
FT Pct: 40.0

Rebounds/game: 1.2
Assists/game: 0.3
Turnovers/game: 1.0
Assist/turnover ratio: 0.3
Steals/game: 0.4



Season Highs

- **Points**
  12, at Texas (12/08/15)
- **Field Goals Made**
  5, at Texas (12/08/15)
- **Field Goals Attempted**
  9, vs. Texas Southern (11/25/15)
- **3-point Field Goals Made**
  2 (3x), last vs. East Central (12/16/15)
- **3-point Field Goals Attempted**
  6, vs. Texas Southern (11/25/15)
- **Free Throws Made**
  4, vs. UT Permian Basin (11/29/15)
- **Free Throws Attempted**
  4, vs. UT Permian Basin (11/29/15)
- **Rebounds**
  6, vs. Texas Southern (11/25/15)
- **Assists**
  1 (4x), last vs. Cal Poly (12/22/15)
- **Steals**
  1 (6x), last vs. Cal Poly (12/22/15)
- **Blocks**
  2, at Texas State (12/02/15)
- **Minutes**
  17 (2x), last vs. East Central (12/16/15)

Career Highs

- **Points**
  12, at Texas (12/08/15)
- **Field Goals Made**
  5, at Texas (12/08/15)
- **Field Goals Attempted**
  9, vs. Texas Southern (11/25/15)
- **3-point Field Goals Made**
  2 (4x), last vs. East Central (12/16/15)
- **3-point Field Goals Attempted**
  6 (2x), last vs. Texas Southern (11/25/15)
- **Free Throws Made**
  4, vs. UT Permian Basin (11/29/15)
- **Free Throws Attempted**
  4, vs. UT Permian Basin (11/29/15)
- **Rebounds**
  10, vs. UTEP (03/06/14)
- **Assists**
  2 (2x), last vs. UTEP (03/06/14)
- **Steals**
  2 (2x), last at TCU (12/20/14)
- **Blocks**
  2, at Texas State (12/02/15)
- **Minutes**
  30, vs. Florida Atlantic (02/15/14)

1 • George Matthews

6-6 • 230 • Sr.-2L • Guard • Phoenix, Ariz. (Westwind Prep/Utah)

Player Notes

Walk-on has appeared in 10 games off the bench this season ... scored a career-high 12 points at Texas (Dec. 8) ... also pulled down a season-high six rebounds against Texas Southern (Nov. 25) ... added 10 points against Texas Southern (Nov. 25) and East Central (Dec. 16) ... saw action in eight games off the bench and averaged 1.0 points and 1.0 rebounds per contest last season ... had a season-high four points in nine minutes at TCU (Dec. 20) ... pulled down a season-best three rebounds in the win against I-35 rival Texas State (Nov. 22) ... sat out the 2012-13 season after transferring from Utah.

Career Stats

			Total		3-Point		F-Throws		Rebounds										Scoring	
Season	gp-gs	min/avg	fg-fga	pct	fg-fga	pct	ft-fta	pct	off	def	tot	avg	pf	fo	ast	to	blk	stl	pts	avg
2013-14	20-0	237/11.9	28-67	.418	8-33	.242	10-17	.588	18	32	50	2.5	26	0	8	18	4	7	74	3.7
2014-15	8-0	33/4.1	3-9	.333	0-4	.000	2-2	1.000	2	6	8	1.0	5	0	0	5	0	3	8	1.0
2015-16	10-0	116/11.6	26-58	.448	10-29	.345	5-5	1.000	12	22	34	3.4	19	0	4	16	6	6	67	6.7
TOTAL	38-0	386/10.2	57-134	.425	18-66	.273	17-24	.708	32	60	92	2.4	50	0	12	39	10	16	149	3.9

Matthews' 2015-16 Game-by-Game

				Total		3-Pointers		Free throws		Rebounds											
Opponent	Date	gs	min	fg-fga	pct	3fg-fga	pct	ft-fta	pct	off	def	tot	avg	pf	a	t/o	blk	stl	pts	avg
at Loyola Chicago	11/13/15		dnp	-	-	-	-	-	-	-	-	-	-	-	-	-	-	-	-	-
at Clemson	11/15/15		dnp	-	-	-	-	-	-	-	-	-	-	-	-	-	-	-	-	-
at Creighton	11/17/15		dnp	-	-	-	-	-	-	-	-	-	-	-	-	-	-	-	-	-
at Southern Utah	11/21/15		8	1-4	.250	1-3	.333	0-0	.000	0	1	1	1.0	4	0	0	0	0	3	3.0
vs Central Arkansas	11/23/15		11	3-3	1.000	2-2	1.000	0-0	.000	0	2	2	1.5	3	0	6	1	0	8	5.5
vs Texas Southern	11/25/15		14	4-9	.444	2-6	.333	0-0	.000	1	5	6	3.0	3	0	2	1	1	10	7.0
UT PERMIAN BASIN	11/29/15		15	1-3	.333	0-2	.000	4-4	1.000	2	2	4	3.3	1	1	1	0	0	6	6.8
at Texas State	12/02/15		17	2-6	.333	1-3	.333	0-0	.000	1	2	3	3.2	0	0	2	2	1	5	6.4
at Texas	12/08/15		11	5-8	.625	1-3	.333	1-1	1.000	1	3	4	3.3	3	0	1	1	0	12	7.3
TEXAS A&M-CORPUS CH	12/12/15		6	0-3	.000	0-1	.000	0-0	.000	0	1	1	3.0	0	1	0	0	1	0	6.3
EAST CENTRAL	12/16/15		17	4-8	.500	2-5	.400	0-0	.000	1	4	5	3.3	3	1	3	0	1	10	6.8
UTAH VALLEY	12/19/15		10	3-8	.375	0-2	.000	0-0	.000	2	2	4	3.3	0	0	0	0	1	6	6.7
CAL POLY	12/22/15		7	3-6	.500	1-2	.500	0-0	.000	4	0	4	3.4	2	1	1	1	1	7	6.7
Totals		0	116	26-58	.448	10-29	.345	5-5	1.000	12	22	34	3.4	19	4	16	6	6	67	6.7

Games played: 10
Minutes/game: 11.6
Points/game: 6.7
FG Pct: 44.8
3FG Pct: 34.5
FT Pct: 100.0

Rebounds/game: 3.4
Assists/game: 0.4
Turnovers/game: 1.6
Assist/turnover ratio: 0.3
Steals/game: 0.6
Blocks/game: 0.6



Season Highs

- **Points**
  21, vs. Texas Southern (11/25/15)
- **Field Goals Made**
  7 (2x), last vs. Utah Valley (12/19/15)
- **Field Goals Attempted**
  17, at Southern Utah (11/21/15)
- **3-point Field Goals Made**
  6, vs. Texas Southern (11/25/15)
- **3-point Field Goals Attempted**
  9 (2x), last vs. Texas Southern (11/25/15)
- **Free Throws Made**
  5 (2x), last at Texas State (12/02/15)
- **Free Throws Attempted**
  5 (2x), last at Texas State (12/02/15)
- **Rebounds**
  5 (2x), last vs. Cal Poly (12/22/15)
- **Assists**
  3, vs. Texas Southern (11/25/15)
- **Steals**
  2, vs. UT Permian Basin (11/29/15)
- **Blocks**
  1, at Texas State (12/02/15)
- **Minutes**
  30, at Loyola-Chicago (11/13/15)

2 • J.R. Harris

6-4 • 170 • Jr.-TR • Guard • Baton Rouge, La. (Southern Lab/Indian Hills JC)

Player Notes

Has appeared in 12 games off the bench this season and has scored in double figures seven times ... his 11.0 ppg ranks third on the team ... ranks among the league's best in free-throw percentage (78.8/6th) and 3-pointers made per game (1.83/12th) ... registered a season-high 21 points on the strength of six 3-pointers against Texas Southern (Nov. 25) ... added 19 points, including 14 in the first half, against Utah Valley (Dec. 19) ... made his Roadrunners debut with 14 points off the bench at Loyola-Chicago (Nov. 13) ... led all scorers with 21 points and added five steals in the exhibition win over Southeastern Oklahoma State (Nov. 5) ... helped Indian Hills to a 63-8 record in his two seasons ... during that time the Warriors won back-to-back Region 11 regular season and tournament titles and earned trips to the NJCAA National Tournament, including a runner-up finish in 2014 ... averaged 9.8 points and 3.0 rebounds and earned honorable mention Iowa Community College Athletic Conference All-Region 11 laurels as a sophomore in 2014-15 ... started a team-high 31 games for the Warriors and was the team's second-best 3-point shooter with 49 treys during the campaign ... a key reserve on Indian Hills' NJCAA runner-up team in 2013-14, he averaged 4.6 points and 2.5 rebounds per outing.

Career Stats

			Total		3-Point		F-Throws		Rebounds										Scoring	
Season	gp-gs	min/avg	fg-fga	pct	fg-fga	pct	ft-fta	pct	off	def	tot	avg	pf	fo	ast	to	blk	stl	pts	avg
2015-16	12-0	272/22.7	42-128	.328	22-70	.314	26-33	.788	5	24	29	2.4	22	0	14	20	1	6	132	11.0
TOTAL	12-0	272/22.7	42-128	.328	22-70	.314	26-33	.788	5	24	29	2.4	22	0	14	20	1	6	132	11.0

Harris' 2015-16 Game-by-Game

				Total		3-Pointers		Free throws		Rebounds										
Opponent	Date	gs	min	fg-fga	pct	3fg-fga	pct	ft-fta	pct	off	def	tot	avg	pf	a	t/o	blk	stl	pts	avg
at Loyola Chicago	11/13/15		30	5-13	.385	2-7	.286	2-2	1.000	0	2	2	2.0	0	2	4	0	1	14	14.0
at Clemson	11/15/15		22	3-9	.333	1-5	.200	0-0	.000	1	1	2	2.0	2	0	3	0	1	7	10.5
at Creighton	11/17/15		23	2-12	.167	1-6	.167	2-4	.500	0	1	1	1.7	3	2	4	0	1	7	9.3
at Southern Utah	11/21/15		28	5-17	.294	3-9	.333	5-5	1.000	1	4	5	2.5	1	2	0	0	0	18	11.5
vs Central Arkansas	11/23/15		25	3-10	.300	2-7	.286	2-3	.667	0	2	2	2.4	2	0	0	0	0	10	11.2
vs Texas Southern	11/25/15		21	7-15	.467	6-9	.667	1-2	.500	0	1	1	2.2	4	3	1	0	1	21	12.8
UT PERMIAN BASIN	11/29/15		26	4-11	.364	1-4	.250	1-2	.500	0	3	3	2.3	2	0	2	0	2	10	12.4
at Texas State	12/02/15		25	2-7	.286	1-5	.200	5-5	1.000	0	2	2	2.3	1	1	3	1	0	10	12.1
at Texas	12/08/15		dnp	-	-	-	-	-	-	-	-	-	-	-	-	-	-	-	-	-
TEXAS A&M-CORPUS CH	12/12/15		16	2-7	.286	2-5	.400	0-0	.000	1	2	3	2.3	2	2	1	0	0	6	11.4
EAST CENTRAL	12/16/15		14	2-8	.250	1-5	.200	2-2	1.000	0	2	2	2.3	0	2	1	0	0	7	11.0
UTAH VALLEY	12/19/15		26	7-12	.583	2-4	.500	3-4	.750	0	1	1	2.2	2	0	1	0	0	19	11.7
CAL POLY	12/22/15		16	0-7	.000	0-4	.000	3-4	.750	2	3	5	2.4	3	0	0	0	0	3	11.0
Totals		0	272	42-128	.328	22-70	.314	26-33	.788	5	24	29	2.4	22	14	20	1	6	132	11.0

Games played: 12
Minutes/game: 22.7
Points/game: 11.0
FG Pct: 32.8
3FG Pct: 31.4
FT Pct: 78.8

Rebounds/game: 2.4
Assists/game: 1.2
Turnovers/game: 1.7
Assist/turnover ratio: 0.7
Steals/game: 0.5
Blocks/game: 0.1



Season Highs

- **Points**
  16, at Creighton (11/17/15)
- **Field Goals Made**
  5 (2x), last vs. A&M-Corpus Christi (12/12/15)
- **Field Goals Attempted**
  9, at Creighton (11/17/15)
- **3-point Field Goals Made**
  2 (2x), last vs. Cal Poly (12/22/15)
- **3-point Field Goals Attempted**
  3, vs. East Central (12/16/15)
- **Free Throws Made**
  5, at Creighton (11/17/15)
- **Free Throws Attempted**
  6 (2x), last vs. East Central (12/16/15)
- **Rebounds**
  5 (3x), last vs. East Central (12/16/15)
- **Assists**
  7, vs. Central Arkansas (11/23/15)
- **Steals**
  4, vs. East Central (12/16/15)
- **Blocks**

- **Minutes**
  38, at Southern Utah (11/21/15)

Career Highs

- **Points**
  16, at Creighton (11/17/15)
- **Field Goals Made**
  5 (2x), last vs. A&M-Corpus Christi (12/12/15)
- **Field Goals Attempted**
  9, at Creighton (11/17/15)
- **3-point Field Goals Made**
  2 (3x), last vs. Cal Poly (12/22/15)
- **3-point Field Goals Attempted**
  3 (4x), last vs. East Central (12/16/15)
- **Free Throws Made**
  5, at Creighton (11/17/15)
- **Free Throws Attempted**
  6 (2x), last vs. East Central (12/16/15)
- **Rebounds**
  5 (4x), last vs. East Central (12/16/15)
- **Assists**
  7, vs. Central Arkansas (11/23/15)
- **Steals**
  4, vs. East Central (12/16/15)
- **Blocks**

- **Minutes**
  40, vs. North Texas (03/07/15)

3 • Gino Littles

6-0 • 160 • So.-1L • Guard • Phoenix, Ariz. (Desert Mountain HS)

Player Notes

Has started all 13 games this season ... ranks among the league's best in steals per game (1.46/6th), minutes per game (31.77/7th), field goal percentage (.513/13th), assist-to-turnover ratio (1.40/13th) and assists per game (3.23/15th) ... registered a career-high 16 points and tied a career best with five rebounds at Creighton (Nov. 17) ... recorded a career-high seven assists against Central Arkansas (Nov. 23) ... walk-on for the 2014-15 season that was awarded a scholarship following the campaign ... saw action in 27 games and started his final 22 contests last season ... averaged 2.4 points, 2.1 assists and 1.9 rebounds in 23.7 minutes per game ... was even better in Conference USA action when he averaged 3.1 points, 2.5 rebounds and 2.4 assists per contest ... averaged less than a turnover per game for the campaign and finished with a 2.4 assist-to-turnover ratio ... made his first start and scored his first collegiate points in a win at Texas A&M-Corpus Christi (Dec. 15).

Career Stats

			Total		3-Point		F-Throws		Rebounds										Scoring	
Season	gp-gs	min/avg	fg-fga	pct	fg-fga	pct	ft-fta	pct	off	def	tot	avg	pf	fo	ast	to	blk	stl	pts	avg
2014-15	27-22	640/23.7	25-67	.373	5-32	.156	10-17	.588	13	38	51	1.9	37	0	57	24	0	17	65	2.4
2015-16	13-13	413/31.8	39-76	.513	7-13	.538	22-35	.629	6	35	41	3.2	26	0	42	30	0	19	107	8.2
TOTAL	40-35	1053/26.3	64-143	.448	12-45	.267	32-52	.615	19	73	92	2.3	63	0	99	54	0	36	172	4.3

Littles' 2015-16 Game-by-Game

				Total		3-Pointers		Free throws		Rebounds										
Opponent	Date	gs	min	fg-fga	pct	3fg-fga	pct	ft-fta	pct	off	def	tot	avg	pf	a	t/o	blk	stl	pts	avg
at Loyola Chicago	11/13/15	*	26	2-5	.400	0-1	.000	3-3	1.000	0	0	0	0.0	4	1	3	0	1	7	7.0
at Clemson	11/15/15	*	32	2-4	.500	0-0	.000	3-4	.750	1	3	4	2.0	2	4	0	0	2	7	7.0
at Creighton	11/17/15	*	33	5-9	.556	1-2	.500	5-6	.833	0	5	5	3.0	1	5	5	0	2	16	10.0
at Southern Utah	11/21/15	*	38	4-5	.800	0-0	.000	1-3	.333	0	3	3	3.0	1	6	1	0	1	9	9.8
vs Central Arkansas	11/23/15	*	37	4-7	.571	0-0	.000	2-4	.500	0	3	3	3.0	0	7	4	0	2	10	9.8
vs Texas Southern	11/25/15	*	32	1-3	.333	0-0	.000	0-1	.000	0	3	3	3.0	4	5	1	0	1	2	8.5
UT PERMIAN BASIN	11/29/15	*	33	4-5	.800	1-1	1.000	1-2	.500	1	4	5	3.3	4	2	3	0	1	10	8.7
at Texas State	12/02/15	*	27	3-8	.375	0-1	.000	0-0	.000	1	0	1	3.0	2	1	3	0	0	6	8.4
at Texas	12/08/15	*	37	2-5	.400	0-1	.000	2-3	.667	0	3	3	3.0	2	3	3	0	1	6	8.1
TEXAS A&M-CORPUS CH	12/12/15	*	30	5-6	.833	1-1	1.000	0-0	.000	1	3	4	3.1	3	3	4	0	2	11	8.4
EAST CENTRAL	12/16/15	*	36	3-7	.429	2-3	.667	4-6	.667	0	5	5	3.3	1	1	1	0	4	12	8.7
UTAH VALLEY	12/19/15	*	24	1-5	.200	0-1	.000	0-2	.000	1	2	3	3.3	1	3	1	0	2	2	8.2
CAL POLY	12/22/15	*	28	3-7	.429	2-2	1.000	1-1	1.000	1	1	2	3.2	1	1	1	0	0	9	8.2
Totals		13	413	39-76	.513	7-13	.538	22-35	.629	6	35	41	3.2	26	42	30	0	19	107	8.2

Games played: 13
Minutes/game: 31.8
Points/game: 8.2
FG Pct: 51.3
3FG Pct: 53.8
FT Pct: 62.9

Rebounds/game: 3.2
Assists/game: 3.2
Turnovers/game: 2.3
Assist/turnover ratio: 1.4
Steals/game: 1.5



Season Highs

- **Points**
  17, vs. Utah Valley (12/19/15)
- **Field Goals Made**
  7, vs. Utah Valley (12/19/15)
- **Field Goals Attempted**
  14, vs. Utah Valley (12/19/15)
- **3-point Field Goals Made**
  2, vs. Utah Valley (12/19/15)
- **3-point Field Goals Attempted**
  5 (2x), last vs. Cal Poly (12/22/15)
- **Free Throws Made**
  8, vs. Cal Poly (12/22/15)
- **Free Throws Attempted**
  12, vs. Cal Poly (12/22/15)
- **Rebounds**
  6, vs. Cal Poly (12/22/15)
- **Assists**
  5, vs. East Central (12/16/15)
- **Steals**
  4, vs. East Central (12/16/15)
- **Blocks**
  1, vs. East Central (12/16/15)
- **Minutes**
  26, vs. Utah Valley (12/19/15)

Career Highs

- **Points**
  17 (2x), last vs. Utah Valley (12/19/15)
- **Field Goals Made**
  7, vs. Utah Valley (12/19/15)
- **Field Goals Attempted**
  14, vs. Utah Valley (12/19/15)
- **3-point Field Goals Made**
  4, vs. Cameron (12/30/14)
- **3-point Field Goals Attempted**
  8, vs. Cameron (12/30/14)
- **Free Throws Made**
  8, vs. Cal Poly (12/22/15)
- **Free Throws Attempted**
  12, vs. Cal Poly (12/22/15)
- **Rebounds**
  6 (2x), vs. Cal Poly (12/22/15)
- **Assists**
  5 (2x), last vs. East Central (12/16/15)
- **Steals**
  4, vs. East Central (12/16/15)
- **Blocks**
  1 (4x), last vs. East Central (12/16/15)
- **Minutes**
  35, vs. Old Dominion (02/12/15)

10 • Christian Wilson

6-2 • 170 • So.-1L • Guard • Baton Rouge, La. (Cathedral City [Calif.] HS)

Player Notes

Has appeared in four contests off the bench ... his 12.0 ppg ranks second on the team and he has scored in double figures three times ... tied a career high with 17 points to go along with four assists and three rebounds against Utah Valey (Dec. 19) ... scored 13 points and tied a career high with six rebounds against Cal Poly (Dec. 22) ... made his season debut with six points, all at the free-throw line, off the bench against Texas A&M-Corpus Christi (Dec. 12) ... saw action in 26 games with one start and averaged 17.2 minutes per contest a season ago ... averaged 5.0 points, 1.9 rebounds and 1.6 assists for the season ... scored 15 points off the bench in his collegiate debut to help lead a comeback win over I-35 rival Texas State (Nov. 22) ... posted season bests of 17 points and five assists in a victory over Cameron (Dec. 30) … hit four 3-pointers and went 5-of-6 at the free-throw line in that contest ... scored eight points, including a pair of triples, and played a season-high 35 minutes in his only start of the season, which came in a victory over Old Dominion (Feb. 12) ... was featured as the No. 1 play on ESPN's *SportsCenter* for a dunk in a win over Southern Miss (Jan. 8).

Career Stats

			Total		3-Point		F-Throws		Rebounds									Scoring	
Season	gp-gs	min/avg	fg-fga	pct	fg-fga	pct	ft-fta	pct	off	def	tot	avg	pf	fo	ast	to	blk	stl	pts	avg
2014-15	26-1	448/17.2	38-132	.288	11-44	.250	42-74	.568	23	27	50	1.9	51	0	42	33	3	17	129	5.0
2015-16	4-0	88/22.0	13-34	.382	3-10	.300	19-26	.731	3	12	15	3.8	12	1	15	8	1	5	48	12.0
TOTAL	30-1	536/17.9	51-166	.307	14-54	.259	61-100	.610	26	39	65	2.2	63	1	57	41	4	22	177	5.9

Wilson's 2015-16 Game-by-Game

				Total		3-Pointers		Free throws		Rebounds										
Opponent	Date	gs	min	fg-fga	pct	3fg-fga	pct	ft-fta	pct	off	def	tot	avg	pf	a	t/o	blk	stl	pts	avg
at Loyola Chicago	11/13/15		dnp	-	-	-	-	-	-	-	-	-	-	-	-	-	-	-	-	-
at Clemson	11/15/15		dnp	-	-	-	-	-	-	-	-	-	-	-	-	-	-	-	-	-
at Creighton	11/17/15		dnp	-	-	-	-	-	-	-	-	-	-	-	-	-	-	-	-	-
at Southern Utah	11/21/15		dnp	-	-	-	-	-	-	-	-	-	-	-	-	-	-	-	-	-
UT PERMIAN BASIN	11/29/15		dnp	-	-	-	-	-	-	-	-	-	-	-	-	-	-	-	-	-
at Texas State	12/02/15		dnp	-	-	-	-	-	-	-	-	-	-	-	-	-	-	-	-	-
at Texas	12/08/15		dnp	-	-	-	-	-	-	-	-	-	-	-	-	-	-	-	-	-
TEXAS A&M-CORPUS CH	12/12/15		16	0-3	.000	0-0	.000	6-6	1.000	0	2	2	2.0	1	3	1	0	0	6	6.0
EAST CENTRAL	12/16/15		22	4-8	.500	0-0	.000	4-5	.800	2	2	4	3.0	3	5	5	1	4	12	9.0
UTAH VALLEY	12/19/15		26	7-14	.500	2-5	.400	1-3	.333	1	2	3	3.0	3	4	0	0	1	17	11.7
CAL POLY	12/22/15		24	2-9	.222	1-5	.200	8-12	.667	0	6	6	3.8	5	3	2	0	0	13	12.0
Totals		0	88	13-34	.382	3-10	.300	19-26	.731	3	12	15	3.8	12	15	8	1	5	48	12.0

Games played: 4
Minutes/game: 22.0
Points/game: 12.0
FG Pct: 38.2
3FG Pct: 30.0
FT Pct: 73.1

Rebounds/game: 3.8
Assists/game: 3.8
Turnovers/game: 2.0
Assist/turnover ratio: 1.9
Steals/game: 1.3
Blocks/game: 0.3



Season Highs

- **Points**
  7, at Creighton (11/17/15)
- **Field Goals Made**
  3, at Creighton (11/17/15)
- **Field Goals Attempted**
  5 (2x), last vs. A&M-Corpus Christi (12/12/15)
- **3-point Field Goals Made**
  1 (2x), last vs. Texas Southern (11/25/15)
- **3-point Field Goals Attempted**
  3, vs. Texas Southern (11/25/15)
- **Free Throws Made**
  2, vs. UT Permian Basin (11/29/15)
- **Free Throws Attempted**
  4, vs. Cal Poly (12/22/15)
- **Rebounds**
  6, at Southern Utah (11/21/15)
- **Assists**
  3 (3x), last vs. Cal Poly (12/22/15)
- **Steals**
  3, at Texas (12/08/15)
- **Blocks**
  2, vs. A&M-Corpus Christi (12/12/15)
- **Minutes**
  25, at Creighton (11/17/15)

Career Highs

- **Points**
  7 (2x), last at Creighton (11/17/15)
- **Field Goals Made**
  3 (2x), last at Creighton (11/17/15)
- **Field Goals Attempted**
  7, vs. UTRGV (11/17/14)
- **3-point Field Goals Made**
  1 (4x), last at Creighton (11/17/15)
- **3-point Field Goals Attempted**
  3, vs. UTRGV (11/17/14)
- **Free Throws Made**
  2, vs. UT Permian Basin (11/29/15)
- **Free Throws Attempted**
  4, vs. Cal Poly (12/22/15)
- **Rebounds**
  6, at Southern Utah (11/21/15)
- **Assists**
  3 (3x), last vs. Cal Poly (12/22/15)
- **Steals**
  3, at Texas (12/08/15)
- **Blocks**
  2, vs. A&M-Corpus Christi (12/12/15)
- **Minutes**
  25, at Creighton (11/17/15)

11 • Austin Karrer

6-3 • 180 • So.-1L • Guard • New Braunfels, Texas (Canyon HS)

Player Notes

Has started all 13 games this season for the first starts of his career ... tied a career high with seven points and hit his first field goals of the season at Creighton (Nov. 17) ... pulled down a career-high six rebounds in the win at Southern Utah (Nov. 21) ... saw action in 21 games off the bench and averaged 7.0 minutes per contest last season ... averaged 1.0 points and 0.7 rebounds on the season ... scored a season-high seven points with a rebound and an assist in the season-opening win over Huston-Tillotson (Nov. 14) ... played a season-high 20 minutes and knocked in his first 3-pointer against UTRGV (Nov. 17) ... also earned the Conference USA Academic Medal, which recognizes student-athletes with at least a 3.75 GPA, and made the C-USA Commissioner's Honor Roll.

Career Stats

			Total		3-Point		F-Throws		Rebounds										Scoring	
Season	gp-gs	min/avg	fg-fga	pct	fg-fga	pct	ft-fta	pct	off	def	tot	avg	pf	fo	ast	to	blk	stl	pts	avg
2014-15	21-0	147/7.0	8-20	.400	3-12	.250	3-7	.429	5	10	15	0.7	18	1	5	5	1	5	22	1.0
2015-16	13-13	265/20.4	14-35	.400	2-16	.125	4-15	.267	9	19	28	2.2	24	0	14	17	4	10	34	2.6
TOTAL	34-13	412/12.1	22-55	.400	5-28	.179	7-22	.318	14	29	43	1.3	42	1	19	22	5	15	56	1.6

Karrer's 2015-16 Game-by-Game

				Total		3-Pointers		Free throws		Rebounds										
Opponent	Date	gs	min	fg-fga	pct	3fg-fga	pct	ft-fta	pct	off	def	tot	avg	pf	a	t/o	blk	stl	pts	avg
at Loyola Chicago	11/13/15	*	24	0-2	.000	0-1	.000	1-2	.500	0	1	1	1.0	2	0	3	0	2	1	1.0
at Clemson	11/15/15	*	22	0-3	.000	0-2	.000	0-2	.000	0	1	1	1.0	2	1	1	1	1	0	0.5
at Creighton	11/17/15	*	25	3-4	.750	1-2	.500	0-1	.000	0	2	2	1.3	0	3	1	0	0	7	2.7
at Southern Utah	11/21/15	*	21	1-2	.500	0-1	.000	0-1	.000	2	4	6	2.5	3	0	1	0	1	2	2.5
vs Central Arkansas	11/23/15	*	15	0-0	.000	0-0	.000	0-0	.000	1	2	3	2.6	0	0	0	0	0	0	2.0
vs Texas Southern	11/25/15	*	24	2-5	.400	1-3	.333	0-0	.000	0	1	1	2.3	3	2	2	0	0	5	2.5
UT PERMIAN BASIN	11/29/15	*	14	0-1	.000	0-0	.000	2-2	1.000	0	2	2	2.3	2	0	3	0	0	2	2.4
at Texas State	12/02/15	*	24	2-3	.667	0-1	.000	0-0	.000	0	2	2	2.3	2	3	2	0	1	4	2.6
at Texas	12/08/15	*	22	1-3	.333	0-1	.000	0-1	.000	0	1	1	2.1	2	1	1	0	3	2	2.6
TEXAS A&M-CORPUS CH	12/12/15	*	15	2-5	.400	0-2	.000	0-0	.000	2	1	3	2.2	3	0	1	2	0	4	2.7
EAST CENTRAL	12/16/15	*	23	0-2	.000	0-1	.000	0-2	.000	3	1	4	2.4	2	1	2	1	1	0	2.5
UTAH VALLEY	12/19/15	*	14	1-2	.500	0-1	.000	0-0	.000	0	1	1	2.3	1	0	0	0	1	2	2.4
CAL POLY	12/22/15	*	22	2-3	.667	0-1	.000	1-4	.250	1	0	1	2.2	2	3	0	0	0	5	2.6
Totals		13	265	14-35	.400	2-16	.125	4-15	.267	9	19	28	2.2	24	14	17	4	10	34	2.6

Games played: 13
Minutes/game: 20.4
Points/game: 2.6
FG Pct: 40.0
3FG Pct: 12.5
FT Pct: 26.7

Rebounds/game: 2.2
Assists/game: 1.1
Turnovers/game: 1.3
Assist/turnover ratio: 0.8
Steals/game: 0.8
Blocks/game: 0.3



Season Highs

- **Points**
  33, at Southern Utah (11/21/15)
- **Field Goals Made**
  9 (3x), last vs. Cal Poly (12/22/15)
- **Field Goals Attempted**
  17, vs. UT Permian Basin (11/29/15)
- **3-point Field Goals Made**
  5, at Creighton (11/17/15)
- **3-point Field Goals Attempted**
  8 (2x), last vs. Cal Poly (12/22/15)
- **Free Throws Made**
  11, at Southern Utah (11/21/15)
- **Free Throws Attempted**
  13, at Southern Utah (11/21/15)
- **Rebounds**
  14, vs. Cal Poly (12/22/15)
- **Assists**
  4, vs. A&M-Corpus Christi (12/12/15)
- **Steals**
  3, vs. Utah Valley (12/19/15)
- **Blocks**
  1 (3x), last vs. Utah Valley (12/19/15)
- **Minutes**
  38, vs. UT Permian Basin (11/29/15)

Career Highs

- **Points**
  33, at Southern Utah (11/21/15)
- **Field Goals Made**
  10, vs. Southern Utah (11/30/14)
- **Field Goals Attempted**
  19, vs. UTRGV (11/17/14)
- **3-point Field Goals Made**
  5 (4x), last at Creighton (11/17/15)
- **3-point Field Goals Attempted**
  10, vs. UTRGV (11/17/14)
- **Free Throws Made**
  11, at Southern Utah (11/21/15)
- **Free Throws Attempted**
  13, at Southern Utah (11/21/15)
- **Rebounds**
  14, vs. Cal Poly (12/22/15)
- **Assists**
  5 (4x), last at FIU (02/05/15)
- **Steals**
  3 (7x), last vs. Utah Valley (12/19/15)
- **Blocks**
  2 (2x), last at Northern Arizona (12/03/14)
- **Minutes**
  39 (4x), last at FIU (02/05/15)

14 • Ryan Bowie

6-1 • 185 • Sr.-1L • Guard • Lewisville, Texas (Lewisville HS/Iowa Western CC)

Player Notes

Leads UTSA and ranks fourth in Conference USA in scoring at 18.2 ppg, while his 7.6 rebounds per contest are tops on the squad and rank seventh in the circuit ... has led the Roadrunners in scoring in nine of the team's 13 games this season ... also ranks among the league's best in minutes played (33.54 mpg/2nd), free throw percentage (.824/2nd), defensive rebounds per game (6.08/3rd), 3-point field goals made per game (2.15/6th) and 3-point field goal percentage (.389/12th) ... dropped a career-best 33 points, which was the first 30-point game from a C-USA player this season, in the win at Southern Utah (Nov. 21) ... has recorded double-doubles at Creighton (Nov. 17; 23 points/10 rebounds), against UT Permian Basin (Nov. 29; 27 points/13 rebounds), at Texas State (Dec. 2; 11 points/11 rebounds) and against Cal Poly (23 points/career-high 14 rebounds) ... has started all 43 games with the Roadrunners since coming over from Iowa Western CC ... scored in double figures 34 times, posted 10 20-point outings and totaled eight double-doubles as a Roadrunner.

Career Stats

			Total		3-Point		F-Throws		Rebounds										Scoring	
Season	gp-gs	min/avg	fg-fga	pct	fg-fga	pct	ft-fta	pct	off	def	tot	avg	pf	fo	ast	to	blk	stl	pts	avg
2014-15	30-30	1012/33.7	140-317	.442	62-170	.365	48-69	.696	59	115	174	5.8	68	0	57	43	10	35	390	13.0
2015-16	13-13	436/33.5	76-165	.461	28-72	.389	56-68	.824	20	79	99	7.6	36	0	21	37	3	14	236	18.2
TOTAL	43-43	1448/33.7	216-482	.448	90-242	.372	104-137	.759	79	194	273	6.3	104	0	78	80	13	49	626	14.6

Bowie's 2015-16 Game-by-Game

				Total		3-Pointers		Free throws		Rebounds											
Opponent	Date	gs	min	fg-fga	pct	3fg-fga	pct	ft-fta	pct	off	def	tot	avg	pf	a	t/o	blk	stl	pts	avg
at Loyola Chicago	11/13/15	*	36	6-13	.462	2-7	.286	2-2	1.000	3	6	9	9.0	4	1	4	0	1	16	16.0
at Clemson	11/15/15	*	35	2-13	.154	2-8	.250	0-0	.000	1	2	3	6.0	1	0	3	0	0	6	11.0
at Creighton	11/17/15	*	36	7-12	.583	5-7	.714	4-4	1.000	2	8	10	7.3	2	0	0	0	0	23	15.0
at Southern Utah	11/21/15	*	35	9-12	.750	4-5	.800	11-13	.846	1	5	6	7.0	3	2	2	0	0	33	19.5
vs Central Arkansas	11/23/15	*	35	5-10	.500	2-4	.500	5-6	.833	0	0	0	5.6	4	2	1	0	1	17	19.0
vs Texas Southern	11/25/15	*	33	9-15	.600	1-3	.333	3-4	.750	2	4	6	5.7	4	0	1	0	2	22	19.5
UT PERMIAN BASIN	11/29/15	*	38	8-17	.471	2-5	.400	9-12	.750	3	10	13	6.7	1	3	3	0	1	27	20.6
at Texas State	12/02/15	*	25	5-11	.455	1-2	.500	0-0	.000	3	8	11	7.3	4	1	8	0	2	11	19.4
at Texas	12/08/15	*	34	2-10	.200	1-6	.167	5-7	.714	0	5	5	7.0	2	1	8	0	1	10	18.3
TEXAS A&M-CORPUS CH	12/12/15	*	35	6-12	.500	3-7	.429	10-12	.833	0	8	8	7.1	4	4	3	1	0	25	19.0
EAST CENTRAL	12/16/15	*	25	4-10	.400	2-6	.333	0-0	.000	2	5	7	7.1	1	1	1	1	2	10	18.2
UTAH VALLEY	12/19/15	*	34	4-14	.286	0-4	.000	5-6	.833	2	5	7	7.1	3	3	1	1	3	13	17.8
CAL POLY	12/22/15	*	35	9-16	.563	3-8	.375	2-2	1.000	1	13	14	7.6	3	3	2	0	1	23	18.2
Totals		13	436	76-165	.461	28-72	.389	56-68	.824	20	79	99	7.6	36	21	37	3	14	236	18.2

Games played: 13
Minutes/game: 33.5
Points/game: 18.2
FG Pct: 46.1
3FG Pct: 38.9
FT Pct: 82.4

Rebounds/game: 7.6
Assists/game: 1.6
Turnovers/game: 2.8
Assist/turnover ratio: 0.6
Steals/game: 1.1
Blocks/game: 0.2



Season Highs

- **Points**
  12 (2x), last vs. East Central (12/16/15)
- **Field Goals Made**
  5 (2x), last vs. East Central (12/16/15)
- **Field Goals Attempted**
  11, at Clemson (11/15/15)
- **3-point Field Goals Made**
  2, at Clemson (11/15/15)
- **3-point Field Goals Attempted**
  5, at Clemson (11/15/15)
- **Free Throws Made**
  2 (6x), last vs. Cal Poly (12/22/15)
- **Free Throws Attempted**
  5, vs. Utah Valley (12/19/15)
- **Rebounds**
  7 (2x), last vs. Utah Valley (12/19/15)
- **Assists**
  2, vs. East Central (12/16/15)
- **Steals**
  3, vs. East Central (12/16/15)
- **Blocks**
  1 (4x), last vs. Cal Poly (12/22/15)
- **Minutes**
  31, vs. Cal Poly (12/22/15)

Career Highs

- **Points**
  12 (2x), last vs. East Central (12/16/15)
- **Field Goals Made**
  5 (2x), last vs. East Central (12/16/15)
- **Field Goals Attempted**
  11, at Clemson (11/15/15)
- **3-point Field Goals Made**
  2 (2x), last at Clemson (11/15/15)
- **3-point Field Goals Attempted**
  5, at Clemson (11/15/15)
- **Free Throws Made**
  2 (6x), last vs. Cal Poly (12/22/15)
- **Free Throws Attempted**
  5, vs. Utah Valley (12/19/15)
- **Rebounds**
  10, vs. Huston-Tillotson (12/04/13)
- **Assists**
  2, vs. East Central (12/16/15)
- **Steals**
  3, vs. East Central (12/16/15)
- **Blocks**
  1 (4x), last vs. Cal Poly (12/22/15)
- **Minutes**
  31, vs. Cal Poly (12/22/15)

15 • Lucas O'Brien

6-10 • 245 • Jr.-2L • Center • Chandler, Ariz. (Perry HS)

Player Notes

Has started all 13 games this season ... scored a career-high 12 points at Clemson (Nov. 15) and against East Central (Dec. 16) ... also set career bests with three steals and a pair of assists in 30 minutes against the Tigers ... added 10 points against Cal Poly (Dec. 22) ... went 8-of-10 from the floor en route to 17 points to go along with eight boards in just 16 minutes of the exhibition win over Southeastern Oklahoma State (Nov. 5) ... saw action in 16 games with one start and averaged 1.0 points and 0.7 rebounds per game last season ... opened the season with a 3-pointer and three boards in the win over Huston-Tillotson (Nov. 14) ... went 4-for-4 from the field en route to a season-high eight points at Southern Miss (Feb. 26), which was the first start of his career.

Career Stats

			Total		3-Point		F-Throws		Rebounds										Scoring	
Season	gp-gs	min/avg	fg-fga	pct	fg-fga	pct	ft-fta	pct	off	def	tot	avg	pf	fo	ast	to	blk	stl	pts	avg
2013-14	15-0	93/6.2	5-14	.357	2-2	1.000	3-7	.429	8	11	19	1.3	16	1	1	2	0	1	15	1.0
2014-15	16-1	65/4.1	6-15	.400	1-4	.250	3-5	.600	3	8	11	0.7	15	0	1	9	0	1	16	1.0
2015-16	13-13	248/19.1	30-69	.435	5-25	.200	12-18	.667	13	28	41	3.2	34	0	6	8	4	5	77	5.9
TOTAL	44-14	406/9.2	41-98	.418	8-31	.258	18-30	.600	24	47	71	1.6	65	1	8	19	4	7	108	2.5

O'Brien's 2015-16 Game-by-Game

				Total		3-Pointers		Free throws		Rebounds										
Opponent	Date	gs	min	fg-fga	pct	3fg-fga	pct	ft-fta	pct	off	def	tot	avg	pf	a	t/o	blk	stl	pts	avg
at Loyola Chicago	11/13/15	*	21	1-4	.250	1-2	.500	2-2	1.000	1	1	2	2.0	2	1	0	0	0	5	5.0
at Clemson	11/15/15	*	19	5-11	.455	2-5	.400	0-0	.000	1	4	5	3.5	2	1	0	0	0	12	8.5
at Creighton	11/17/15	*	23	3-6	.500	0-1	.000	2-2	1.000	1	4	5	4.0	2	0	3	0	2	8	8.3
at Southern Utah	11/21/15	*	13	0-1	.000	0-1	.000	0-2	.000	0	3	3	3.8	4	0	0	0	0	0	6.3
vs Central Arkansas	11/23/15	*	15	2-3	.667	1-2	.500	0-1	.000	1	1	2	3.4	4	0	1	0	0	5	6.0
vs Texas Southern	11/25/15	*	13	1-6	.167	1-3	.333	0-0	.000	2	1	3	3.3	3	0	0	1	0	3	5.5
UT PERMIAN BASIN	11/29/15	*	15	1-4	.250	0-2	.000	0-0	.000	0	3	3	3.3	1	1	0	0	0	2	5.0
at Texas State	12/02/15	*	16	2-5	.400	0-1	.000	0-0	.000	1	0	1	3.0	2	0	0	0	0	4	4.9
at Texas	12/08/15	*	15	0-2	.000	0-1	.000	0-0	.000	0	1	1	2.8	3	0	1	0	0	0	4.3
TEXAS A&M-CORPUS CH	12/12/15	*	17	3-6	.500	0-2	.000	2-2	1.000	0	1	1	2.6	2	1	0	1	0	8	4.7
EAST CENTRAL	12/16/15	*	30	5-7	.714	0-2	.000	2-2	1.000	2	5	7	3.0	3	2	2	1	3	12	5.4
UTAH VALLEY	12/19/15	*	20	3-5	.600	0-1	.000	2-5	.400	4	3	7	3.3	4	0	0	0	0	8	5.6
CAL POLY	12/22/15	*	31	4-9	.444	0-2	.000	2-2	1.000	0	1	1	3.2	2	0	1	1	0	10	5.9
Totals		13	248	30-69	.435	5-25	.200	12-18	.667	13	28	41	3.2	34	6	8	4	5	77	5.9

Games played: 13
Minutes/game: 19.1
Points/game: 5.9
FG Pct: 43.5
3FG Pct: 20.0
FT Pct: 66.7

Rebounds/game: 3.2
Assists/game: 0.5
Turnovers/game: 0.6
Assist/turnover ratio: 0.8
Steals/game: 0.4
Blocks/game: 0.3



Season Highs

- **Points**
  3, at Texas (12/08/15)
- **Field Goals Made**
  1, at Texas (12/08/15)
- **Field Goals Attempted**
  5, at Texas (12/08/15)
- **3-point Field Goals Made**

- **3-point Field Goals Attempted**
  1, at Texas (12/08/15)
- **Free Throws Made**
  2, vs. A&M-Corpus Christi (12/12/15)
- **Free Throws Attempted**
  4, at Texas (12/08/15)
- **Rebounds**
  3, vs. A&M-Corpus Christi (12/12/15)
- **Assists**

- **Steals**

- **Blocks**
  1, vs. A&M-Corpus Christi (12/12/15)
- **Minutes**
  14, vs. A&M-Corpus Christi (12/12/15)

Career Highs

- **Points**
  16, vs. Rice (01/30/14)
- **Field Goals Made**
  6, vs. Rice (01/30/14)
- **Field Goals Attempted**
  10, at UAB (01/16/14)
- **3-point Field Goals Made**
  1 (4x), last vs. UTEP (01/17/15)
- **3-point Field Goals Attempted**
  2 (2x), last vs. Louisiana Tech (01/10/15)
- **Free Throws Made**
  7, at Nicholls (11/26/13)
- **Free Throws Attempted**
  10, vs. Cameron (12/31/13)
- **Rebounds**
  11 (2x), last atTulsa (03/02/14)
- **Assists**
  5, vs. East Carolina (03/11/14)
- **Steals**
  5, at Old Dominion (02/06/14)
- **Blocks**
  4, vs. FIU (02/13/14)
- **Minutes**
  36, vs. East Carolina (03/11/14)

24 • Phillip Jones

6-6 • 205 • Jr.-2L • Forward • Freeport, Bahamas (Piney Woods [Miss.] HS)

Player Notes

Has appeared in two games off the bench this season ... made his season debut with three points off the bench at Texas (Dec. 8) ... injuries limited him to 15 appearances during the 2014-15 campaign ... averaged 3.2 points and 2.9 rebounds per contest ... made his season debut with 10 points on 4-of-5 shooting to go along with four rebounds, two steals and a block at Rice (Jan. 2) ... registered eight points and four boards in 11 minutes against Charlotte (Feb. 14) and tallied seven points and five rebounds at UTEP (Feb. 21).

Career Stats

			Total		3-Point		F-Throws		Rebounds										Scoring	
Season	gp-gs	min/avg	fg-fga	pct	fg-fga	pct	ft-fta	pct	off	def	tot	avg	pf	fo	ast	to	blk	stl	pts	avg
2013-14	27-23	600/22.2	62-143	.434	3-5	.600	67-121	.554	56	111	167	6.2	64	2	27	56	20	29	194	7.2
2014-15	15-0	135/9.0	17-40	.425	1-6	.167	13-25	.520	25	18	43	2.9	26	0	1	17	8	6	48	3.2
2015-16	2-0	25/12.5	1-7	.143	0-1	.000	3-6	.500	1	2	3	1.5	5	0	0	3	1	0	5	2.5
TOTAL	44-23	760/17.3	80-190	.421	4-12	.333	83-152	.546	82	131	213	4.8	95	2	28	76	29	35	247	5.6

Jones' 2015-16 Game-by-Game

				Total		3-Pointers		Free throws		Rebounds											
Opponent	Date	gs	min	fg-fga	pct	3fg-fga	pct	ft-fta	pct	off	def	tot	avg	pf	a	t/o	blk	stl	pts	avg
at Loyola Chicago	11/13/15		dnp	-	-	-	-	-	-	-	-	-	-	-	-	-	-	-	-	-
at Clemson	11/15/15		dnp	-	-	-	-	-	-	-	-	-	-	-	-	-	-	-	-	-
at Creighton	11/17/15		dnp	-	-	-	-	-	-	-	-	-	-	-	-	-	-	-	-	-
at Southern Utah	11/21/15		dnp	-	-	-	-	-	-	-	-	-	-	-	-	-	-	-	-	-
UT PERMIAN BASIN	11/29/15		dnp	-	-	-	-	-	-	-	-	-	-	-	-	-	-	-	-	-
at Texas State	12/02/15		dnp	-	-	-	-	-	-	-	-	-	-	-	-	-	-	-	-	-
at Texas	12/08/15		11	1-5	.200	0-1	.000	1-4	.250	0	0	0	0.0	3	0	2	0	0	3	3.0
TEXAS A&M-CORPUS CH	12/12/15		14	0-2	.000	0-0	.000	2-2	1.000	1	2	3	1.5	2	0	1	1	0	2	2.5
EAST CENTRAL	12/16/15		dnp	-	-	-	-	-	-	-	-	-	-	-	-	-	-	-	-	-
UTAH VALLEY	12/19/15		dnp	-	-	-	-	-	-	-	-	-	-	-	-	-	-	-	-	-
CAL POLY	12/22/15		dnp	-	-	-	-	-	-	-	-	-	-	-	-	-	-	-	-	-
Totals		0	25	1-7	.143	0-1	.000	3-6	.500	1	2	3	1.5	5	0	3	1	0	5	2.5

Games played: 2
Minutes/game: 12.5
Points/game: 2.5
FG Pct: 14.3
3FG Pct: 0.0
FT Pct: 50.0

Rebounds/game: 1.5
Turnovers/game: 1.5
Blocks/game: 0.5



Season Highs

- Points
11 (2x), last vs. A&M-Corpus Christi (12/12/15)
- Field Goals Made
4 (4x), last vs. UT Permian Basin (11/29/15)
- Field Goals Attempted
12, at Creighton (11/17/15)
- 3-point Field Goals Made
1 (4x), last vs. Utah Valley (12/19/15)
- 3-point Field Goals Attempted
3, at Creighton (11/17/15)
- Free Throws Made
4, vs. A&M-Corpus Christi (12/12/15)
- Free Throws Attempted
6, vs. A&M-Corpus Christi (12/12/15)
- Rebounds
7, vs. Texas Southern (11/25/15)
- Assists
3, vs. East Central (12/16/15)
- Steals
2, at Creighton (11/17/15)
- Blocks
2, vs. Utah Valley (12/19/15)
- Minutes
30, vs. Utah Valley (12/19/15)

25 • Nick Allen

6-8 • 205 • Fr.-HS • Forward • Surprise, Ariz. (Willow Canyon HS)

Player Notes

Has started all 13 games this season and has scored in double figures four times ... became the first true freshman at UTSA to start his collegiate debut since Jeromie Hill in 2010 ... scored a season-high 11 points to go along with three rebounds, a pair of steals and an assist at Creighton (Nov. 17) ... matched that effort with 11 points against Texas A&M-Corpus Christi (Dec. 12) ... added 10 points and three rebounds in the win at Southern Utah (Nov. 21) ... pulled down a season-best seven rebounds against Texas Southern (Nov. 25) ... played for head coach Joshua Leon at Willow Canyon High School in Surprise, Ariz. ... posted 22.0 points, 11.0 rebounds and 3.0 assists per game as a senior ... averaged 15.0 points and 4.3 rebounds as a junior and 9.7 points and 7.2 boards as a sophomore ... is a four-time letterwinner and member of the varsity squad and earned team MVP honors three times ... listed as the No. 23 prospect of 2015 in the state by *The Arizona Republic* ... played on the AAU circuit with the Arizona Magic for coach Gino Crump ... the Magic also produced teammate George Matthews and former Roadrunner Jordan Sims.

Career Stats

			Total		3-Point		F-Throws		Rebounds										Scoring	
Season	gp-gs	min/avg	fg-fga	pct	fg-fga	pct	ft-fta	pct	off	def	tot	avg	pf	fo	ast	to	blk	stl	pts	avg
2015-16	13-13	257/19.8	29-66	.439	4-14	.286	12-19	.632	14	34	48	3.7	40	2	14	27	7	5	74	5.7
TOTAL	13-13	257/19.8	29-66	.439	4-14	.286	12-19	.632	14	34	48	3.7	40	2	14	27	7	5	74	5.7

Allen's 2015-16 Game-by-Game

				Total		3-Pointers		Free throws		Rebounds										
Opponent	Date	gs	min	fg-fga	pct	3fg-fga	pct	ft-fta	pct	off	def	tot	avg	pf	a	t/o	blk	stl	pts	avg
at Loyola Chicago	11/13/15	*	16	1-1	1.000	0-0	.000	0-0	.000	1	2	3	3.0	2	0	4	1	0	2	2.0
at Clemson	11/15/15	*	26	2-6	.333	1-2	.500	0-0	.000	2	1	3	3.0	4	1	2	1	1	5	3.5
at Creighton	11/17/15	*	28	4-12	.333	1-3	.333	2-4	.500	1	2	3	3.0	2	1	4	0	2	11	6.0
at Southern Utah	11/21/15	*	16	4-8	.500	0-1	.000	2-3	.667	3	0	3	3.0	5	1	3	1	1	10	7.0
vs Central Arkansas	11/23/15	*	22	4-9	.444	0-1	.000	2-2	1.000	2	3	5	3.4	3	0	0	1	0	10	7.6
vs Texas Southern	11/25/15	*	15	2-2	1.000	0-0	.000	0-0	.000	1	6	7	4.0	3	2	1	1	0	4	7.0
UT PERMIAN BASIN	11/29/15	*	19	4-6	.667	0-1	.000	0-0	.000	1	3	4	4.0	5	1	0	0	0	8	7.1
at Texas State	12/02/15	*	16	1-2	.500	0-0	.000	0-0	.000	0	1	1	3.6	4	0	3	0	0	2	6.5
at Texas	12/08/15	*	17	0-2	.000	0-1	.000	0-0	.000	0	1	1	3.3	1	0	3	0	0	0	5.8
TEXAS A&M-CORPUS CH	12/12/15	*	20	3-5	.600	1-2	.500	4-6	.667	1	3	4	3.4	4	1	0	0	0	11	6.3
EAST CENTRAL	12/16/15	*	18	1-4	.250	0-1	.000	0-1	.000	0	6	6	3.6	3	3	3	0	0	2	5.9
UTAH VALLEY	12/19/15	*	30	3-6	.500	1-1	1.000	2-3	.667	2	3	5	3.8	2	2	4	2	1	9	6.2
CAL POLY	12/22/15	*	14	0-3	.000	0-1	.000	0-0	.000	0	3	3	3.7	2	2	0	0	0	0	5.7
Totals		13	257	29-66	.439	4-14	.286	12-19	.632	14	34	48	3.7	40	14	27	7	5	74	5.7

Games played: 13
Minutes/game: 19.8
Points/game: 5.7
FG Pct: 43.9
3FG Pct: 28.6
FT Pct: 63.2

Rebounds/game: 3.7
Assists/game: 1.1
Turnovers/game: 2.1
Assist/turnover ratio: 0.5
Steals/game: 0.4
Blocks/game: 0.5



Season Highs

- **Points**
  6, at Southern Utah (11/21/15)
- **Field Goals Made**
  2 (2x), last vs. Central Arkansas (11/23/15)
- **Field Goals Attempted**
  4, at Southern Utah (11/21/15)
- **3-point Field Goals Made**
  2, at Southern Utah (11/21/15)
- **3-point Field Goals Attempted**
  4, at Southern Utah (11/21/15)
- **Free Throws Made**
  1, vs. Cal Poly (12/22/15)
- **Free Throws Attempted**
  2 (2x), last vs. Cal Poly (12/22/15)
- **Rebounds**
  2 (3x), last vs. Cal Poly (12/22/15)
- **Assists**
  1, vs. Cal Poly (12/22/15)
- **Steals**

- **Blocks**
  1 (3x), last vs. A&M-Corpus Christi (12/12/15)
- **Minutes**
  18, at Southern Utah (11/21/15)

Career Highs

- **Points**
  7, at Marshall (01/22/15)
- **Field Goals Made**
  2 (4x), last at Southern Utah (11/21/15)
- **Field Goals Attempted**
  4 (2x), last at Southern Utah (11/21/15)
- **3-point Field Goals Made**
  2 (3x), last at Southern Utah (11/21/15)
- **3-point Field Goals Attempted**
  4 (2x), last at Southern Utah (11/21/15)
- **Free Throws Made**
  1 (3x), last vs. Cal Poly (12/22/15)
- **Free Throws Attempted**
  2 (5x), last vs. Cal Poly (12/22/15)
- **Rebounds**
  5, vs. Texas-Pan American (11/17/14)
- **Assists**
  4, at Marshall (01/22/15)
- **Steals**
  1 (4x), last at North Texas (01/04/15)
- **Blocks**
  2 (3x), last at WKU (01/24/15)
- **Minutes**
  22, at Northern Arizona (12/03/14)

32 • James Ringholt

6-10 • 230 • So.-1L • Center • Brisbane, Australia (Brisbane Boys' College)

Player Notes

Has appeared in 10 contests off the bench this season ... scored a season-high six points with a pair of 3-pointers in the win at Southern Utah (Nov. 21) ... appeared in 28 contests last season, which was the most among the team's freshmen ... averaged 1.4 points and 1.6 rebounds per game ... 11 of his 13 field goals were 3-pointers ... his 12 blocks ranked third on the team ... scored six points and pulled down four rebounds in his collegiate debut against Huston-Tillotson (Nov. 14) ... added another six points on the strength of a pair of triples versus Loyola-Chicago (Nov. 25) ... aided a road win at Marshall (Jan. 22) with a season-high seven points in 19 minutes ... grabbed a season-best five rebounds against UTRGV (Nov. 17).

Career Stats

			Total		3-Point		F-Throws		Rebounds										Scoring	
Season	gp-gs	min/avg	fg-fga	pct	fg-fga	pct	ft-fta	pct	off	def	tot	avg	pf	fo	ast	to	blk	stl	pts	avg
2014-15	28-0	284/10.1	13-41	.317	11-35	.314	2-7	.286	5	40	45	1.6	38	1	10	13	12	4	39	1.4
2015-16	10-0	67/6.7	5-13	.385	3-11	.273	1-4	.250	2	7	9	0.9	11	0	1	3	4	0	14	1.4
TOTAL	38-0	351/9.2	18-54	.333	14-46	.304	3-11	.273	7	47	54	1.4	49	1	11	16	16	4	53	1.4

Ringholt's 2015-16 Game-by-Game

				Total		3-Pointers		Free throws		Rebounds											
Opponent	Date	gs	min	fg-fga	pct	3fg-fga	pct	ft-fta	pct	off	def	tot	avg	pf	a	t/o	blk	stl	pts	avg
at Loyola Chicago	11/13/15		dnp	-	-	-	-	-	-	-	-	-	-	-	-	-	-	-	-	-
at Clemson	11/15/15		7	0-1	.000	0-1	.000	0-0	.000	0	1	1	1.0	1	0	1	0	0	0	0.0
at Creighton	11/17/15		dnp	-	-	-	-	-	-	-	-	-	-	-	-	-	-	-	-	-
at Southern Utah	11/21/15		18	2-4	.500	2-4	.500	0-2	.000	1	1	2	1.5	1	0	1	1	0	6	3.0
vs Central Arkansas	11/23/15		10	2-3	.667	1-2	.500	0-0	.000	1	1	2	1.7	2	0	1	1	0	5	3.7
vs Texas Southern	11/25/15		3	0-1	.000	0-1	.000	0-0	.000	0	1	1	1.5	1	0	0	0	0	0	2.8
UT PERMIAN BASIN	11/29/15		3	1-1	1.000	0-0	.000	0-0	.000	0	0	0	1.2	1	0	0	0	0	2	2.6
at Texas State	12/02/15		2	0-0	.000	0-0	.000	0-0	.000	0	0	0	1.0	0	0	0	0	0	0	2.2
at Texas	12/08/15		4	0-0	.000	0-0	.000	0-0	.000	0	0	0	0.9	1	0	0	0	0	0	1.9
TEXAS A&M-CORPUS CH	12/12/15		6	0-0	.000	0-0	.000	0-0	.000	0	0	0	0.8	2	0	0	1	0	0	1.6
EAST CENTRAL	12/16/15		dnp	-	-	-	-	-	-	-	-	-	-	-	-	-	-	-	-	-
UTAH VALLEY	12/19/15		6	0-1	.000	0-1	.000	0-0	.000	0	1	1	0.8	1	0	0	0	0	0	1.4
CAL POLY	12/22/15		8	0-2	.000	0-2	.000	1-2	.500	0	2	2	0.9	1	1	0	1	0	1	1.4
Totals		0	67	5-13	.385	3-11	.273	1-4	.250	2	7	9	0.9	11	1	3	4	0	14	1.4

Games played: 10
Minutes/game: 6.7
Points/game: 1.4
FG Pct: 38.5
3FG Pct: 27.3
FT Pct: 25.0

Rebounds/game: 0.9
Assists/game: 0.1
Turnovers/game: 0.3
Assist/turnover ratio: 0.3
Blocks/game: 0.4



Season Highs

- Points
16, vs. UT Permian Basin (11/29/15)
- Field Goals Made
5, vs. UT Permian Basin (11/29/15)
- Field Goals Attempted
9, vs. UT Permian Basin (11/29/15)
- 3-point Field Goals Made

- 3-point Field Goals Attempted

- Free Throws Made
6, vs. UT Permian Basin (11/29/15)
- Free Throws Attempted
9, vs. UT Permian Basin (11/29/15)
- Rebounds
7, vs. UT Permian Basin (11/29/15)
- Assists
1 (2x), last vs. A&M-Corpus Christi (12/12/15)
- Steals
2, at Loyola-Chicago (11/13/15)
- Blocks
2, vs. UT Permian Basin (11/29/15)
- Minutes
25, vs. UT Permian Basin (11/29/15)

33 • A.J. Cockrell

6-8 • 230 • Fr.-HS • Forward • Tulsa, Okla. (Memorial HS)

Player Notes

Has come off the bench in all 13 games this season ... registered season highs of 16 points and seven rebounds against UT Permian Basin (Nov. 29) ... made his collegiate debut with six points in 20 minutes off the bench at Loyola-Chicago (Nov. 13) ... played for head coach Robert Allison at Memorial High School in Tulsa, Okla. ... averaged 17.4 points and 14.5 rebounds per game as a senior and was named the 2015 Tulsa World All-Metro Boys Basketball Player of the Year ... guided Memorial HS to the Class 5A state semifinals that season ... ranked among the state's top 15 prospects in the class of 2015 by OKhoops.com ... helped lead the Chargers to back-to-back Class 5A state championships as a sophomore and junior and a state semifinal appearance as a senior ... averaged 10.9 points and 8.7 rebounds per game as a junior and earned honorable mention all-state and all-metro accolades from the Tulsa World ... averaged 11.3 points during the state tournament en route to a spot on the all-tournament second-team ... registered 7.6 points and 4.1 rebounds as a sophomore.

Career Stats

			Total		3-Point		F-Throws		Rebounds										Scoring	
Season	gp-gs	min/avg	fg-fga	pct	fg-fga	pct	ft-fta	pct	off	def	tot	avg	pf	fo	ast	to	blk	stl	pts	avg
2015-16	13-0	213/16.4	29-52	.558	0-0	.000	11-19	.579	19	15	34	2.6	40	2	2	9	5	5	69	5.3
TOTAL	13-0	213/16.4	29-52	.558	0-0	.000	11-19	.579	19	15	34	2.6	40	2	2	9	5	5	69	5.3

Cockrell's 2015-16 Game-by-Game

				Total		3-Pointers		Free throws		Rebounds										
Opponent	Date	gs	min	fg-fga	pct	3fg-fga	pct	ft-fta	pct	off	def	tot	avg	pf	a	t/o	blk	stl	pts	avg
at Loyola Chicago	11/13/15		20	3-5	.600	0-0	.000	0-0	.000	2	0	2	2.0	5	0	1	0	2	6	6.0
at Clemson	11/15/15		15	2-2	1.000	0-0	.000	0-0	.000	2	1	3	2.5	4	0	2	0	1	4	5.0
at Creighton	11/17/15		15	0-0	.000	0-0	.000	1-2	.500	0	0	0	1.7	5	0	1	0	0	1	3.7
at Southern Utah	11/21/15		9	0-1	.000	0-0	.000	0-0	.000	1	0	1	1.5	1	0	0	0	0	0	2.8
vs Central Arkansas	11/23/15		18	4-5	.800	0-0	.000	0-0	.000	0	2	2	1.6	2	1	0	1	0	8	3.8
vs Texas Southern	11/25/15		20	3-4	.750	0-0	.000	0-0	.000	0	3	3	1.8	3	0	2	1	0	6	4.2
UT PERMIAN BASIN	11/29/15		25	5-9	.556	0-0	.000	6-9	.667	4	3	7	2.6	3	0	0	2	1	16	5.9
at Texas State	12/02/15		24	1-2	.500	0-0	.000	2-2	1.000	3	2	5	2.9	2	0	0	1	0	4	5.6
at Texas	12/08/15		20	3-8	.375	0-0	.000	0-2	.000	3	0	3	2.9	3	0	1	0	1	6	5.7
TEXAS A&M-CORPUS CH	12/12/15		18	2-5	.400	0-0	.000	2-3	.667	2	0	2	2.8	4	1	0	0	0	6	5.7
EAST CENTRAL	12/16/15		10	4-6	.667	0-0	.000	0-0	.000	1	2	3	2.8	4	0	1	0	0	8	5.9
UTAH VALLEY	12/19/15		10	1-3	.333	0-0	.000	0-0	.000	1	1	2	2.8	3	0	0	0	0	2	5.6
CAL POLY	12/22/15		9	1-2	.500	0-0	.000	0-1	.000	0	1	1	2.6	1	0	1	0	0	2	5.3
Totals		0	213	29-52	.558	0-0	.000	11-19	.579	19	15	34	2.6	40	2	9	5	5	69	5.3

Games played: 13
Minutes/game: 16.4
Points/game: 5.3
FG Pct: 55.8
FT Pct: 57.9

Rebounds/game: 2.6
Assists/game: 0.2
Turnovers/game: 0.7
Assist/turnover ratio: 0.2
Steals/game: 0.4
Blocks/game: 0.4



Season Highs

- **Points**
  11, vs. Central Arkansas (11/23/15)
- **Field Goals Made**
  4, vs. Central Arkansas (11/23/15)
- **Field Goals Attempted**
  9, vs. Texas Southern (11/25/15)
- **3-point Field Goals Made**
  1 (2x), last vs. Central Arkansas (11/23/15)
- **3-point Field Goals Attempted**
  3, vs. Texas Southern (11/25/15)
- **Free Throws Made**
  4, at Texas (12/08/15)
- **Free Throws Attempted**
  7, at Texas (12/08/15)
- **Rebounds**
  4 (2x), last at Texas (12/08/15)
- **Assists**
  2, at Loyola-Chicago (11/13/15)
- **Steals**
  2, vs. A&M-Corpus Christi (12/12/15)
- **Blocks**
  1 (2x), last at Texas State (12/02/15)
- **Minutes**
  22, at Texas State (12/02/15)

34 • Nick Billingsley

6-4 • 185 • Jr.-TR • Guard • Omaha, Neb. (Central HS/New Mexico JC)

Player Notes

Has appeared in 12 games off the bench this season ... scored a season-high 11 points in nine minutes against Central Arkansas (Nov. 23) ... made his UTSA debut with nine points off the bench in the season opener at Loyola-Chicago (Nov. 13) ... helped New Mexico JC to a 50-16 record in two seasons ... appeared in all but four games during his career and made 35 starts ... averaged 6.1 points and 3.3 rebounds per contest in 2014-15 as a sophomore and shot 42.7 percent from the floor as the Thunderbirds advanced to the Region V semifinals ... had a career-high 18 points in a win over Weatherford College ... as a freshman in 2013-14 he averaged 5.6 points and 2.0 rebounds per outing ... season high was 14 points against South Plains ... was named honorable mention All-State Class A by the Lincoln Journal Star following his senior season at Omaha Central High School after he helped the squad to a state title.

Career Stats

			Total		3-Point		F-Throws		Rebounds										Scoring	
Season	gp-gs	min/avg	fg-fga	pct	fg-fga	pct	ft-fta	pct	off	def	tot	avg	pf	fo	ast	to	blk	stl	pts	avg
2015-16	12-0	110/9.2	16-47	.340	2-15	.133	11-15	.733	3	15	18	1.5	17	0	5	12	2	3	45	3.8
TOTAL	12-0	110/9.2	16-47	.340	2-15	.133	11-15	.733	3	15	18	1.5	17	0	5	12	2	3	45	3.8

Billingsley's 2015-16 Game-by-Game

				Total		3-Pointers		Free throws		Rebounds										
Opponent	Date	gs	min	fg-fga	pct	3fg-fga	pct	ft-fta	pct	off	def	tot	avg	pf	a	t/o	blk	stl	pts	avg
at Loyola Chicago	11/13/15		12	3-7	.429	1-2	.500	2-3	.667	0	1	1	1.0	1	2	1	0	0	9	9.0
at Clemson	11/15/15		7	1-5	.200	0-2	.000	0-0	.000	0	2	2	1.5	1	0	0	0	0	2	5.5
at Creighton	11/17/15		1	0-0	.000	0-0	.000	0-0	.000	0	0	0	1.0	1	0	0	0	0	0	3.7
at Southern Utah	11/21/15		5	0-1	.000	0-1	.000	0-0	.000	0	0	0	0.8	1	0	0	0	0	0	2.8
vs Central Arkansas	11/23/15		9	4-5	.800	1-1	1.000	2-2	1.000	1	0	1	0.8	0	1	1	0	1	11	4.4
vs Texas Southern	11/25/15		13	3-9	.333	0-3	.000	0-0	.000	0	3	3	1.2	4	1	1	0	0	6	4.7
UT PERMIAN BASIN	11/29/15		7	0-1	.000	0-0	.000	0-0	.000	1	1	2	1.3	3	0	4	1	0	0	4.0
at Texas State	12/02/15		22	2-8	.250	0-2	.000	3-3	1.000	0	4	4	1.6	2	1	2	1	0	7	4.4
at Texas	12/08/15		19	2-6	.333	0-1	.000	4-7	.571	1	3	4	1.9	1	0	2	0	0	8	4.8
TEXAS A&M-CORPUS CH	12/12/15		7	0-3	.000	0-2	.000	0-0	.000	0	1	1	1.8	0	0	0	0	2	0	4.3
EAST CENTRAL	12/16/15		3	1-2	.500	0-1	.000	0-0	.000	0	0	0	1.6	1	0	1	0	0	2	4.1
UTAH VALLEY	12/19/15		dnp	-	-	-	-	-	-	-	-	-	-	-	-	-	-	-	-	-
CAL POLY	12/22/15		5	0-0	.000	0-0	.000	0-0	.000	0	0	0	1.5	2	0	0	0	0	0	3.8
Totals		0	110	16-47	.340	2-15	.133	11-15	.733	3	15	18	1.5	17	5	12	2	3	45	3.8

Games played: 12
Minutes/game: 9.2
Points/game: 3.8
FG Pct: 34.0
3FG Pct: 13.3
FT Pct: 73.3

Rebounds/game: 1.5
Assists/game: 0.4
Turnovers/game: 1.0
Assist/turnover ratio: 0.4
Steals/game: 0.3
Blocks/game: 0.2



5 • Ömer Alp Aksu

6-2 • 180 • Fr.-HS • Guard • Istanbul, Turkey (Izmir American Collegiate Institute)

Player Notes

A member of the U16 and U18 Turkish National Team ... every team that he played on from 2006-14 finished in the top 10 of the Turkey Championships ... helped lead Izmir American to an Izmir High School Championship in 2010-11 and he aided Goztepe to a Izmir Championship in 2012-13 ... also led Bornova and Socar Petkim to runner-up finishes at the Izmir Championships in 2011-12 and 2013-14, respectively.

13 • Kyle Massie

5-10 • 160 • Fr.-HS • Guard • Helotes, Texas (O'Connor HS)

Player Notes

Walk-on has appeared in three games this season ... against Creighton (Nov. 17), came off the bench and hit a 3-pointer for his first points as a Roadrunner ... three-year letterwinner at O'Connor High School in San Antonio under head coaches Brett Jewasko and Bobby Jaklich ... was a two-year varsity starter and averaged 11.8 points, 2.6 rebounds, 2.4 assists and 1.6 steals per game as a senior and was selected to participate in the San Antonio All-Star Game at season's end ... earned first-team All-District 27-5A honors as a junior ... also was a first-team academic all-district and second-team academic all-state selection ... was a member of the National Honor Society and Mu Alpha Theta Math Honor Club.



22 • Garrett Thibodeaux

6-8 • 220 • Fr.-HS • Forward • Tyler, Texas (Lee HS)

Player Notes

Averaged 21 points and 11 rebounds per game as a senior at Robert E. Lee High School and earned first-team All-District 11-6A honors . . . also named first-team All-East Texas by the *Tyler Morning Telegraph* . . . led the Red Raiders to an 18-11 mark and its first postseason appearance since 2012 . . . took home TAPPS honorable mention all-state honors as a junior at Bishop Gorman after he averaged 23.4 points, 16.8 rebounds, 6.0 assists, 4.0 blocks and 4.2 steals per game in 2013-14 . . . also first-team TAPPS 2-4A and honorable mention All-East Texas by the Tyler Morning Telegraph . . . led the Crusaders to a sixth-place finish at the state tournament that season.

UTSA Men's Basketball Game Notes

Official Basketball Box Score -- Game Totals -- Final Statistics
UTSA vs Loyola Chicago
11/13/15 7 p.m. at Gentile Arena - Chicago, Ill.

UTSA 64 • 0-1

##	Player		Total FG-FGA	3-Ptr FG-FGA	FT-FTA	Rebounds Off	Def	Tot	PF	TP	A	TO	Blk	Stl	Min
03	LITTLES, Gino	*	2-5	0-1	3-3	0	0	0	4	7	1	3	0	1	26
11	KARRER, Austin	*	0-2	0-1	1-2	0	1	1	2	1	0	3	0	2	24
14	BOWIE, Ryan	*	6-13	2-7	2-2	3	6	9	4	16	1	4	0	1	36
15	O'BRIEN, Lucas	*	1-4	1-2	2-2	1	1	2	2	5	1	0	0	0	21
25	ALLEN, Nick	*	1-1	0-0	0-0	1	2	3	2	2	0	4	1	0	16
00	SCRUGGS, Terrell		1-1	0-0	2-2	1	2	3	2	4	1	3	0	0	15
02	HARRIS, J.R.		5-13	2-7	2-2	0	2	2	0	14	2	4	0	1	30
33	COCKRELL, A.J.		3-5	0-0	0-0	2	0	2	5	6	0	1	0	2	20
34	BILLINGSLEY, Nick		3-7	1-2	2-3	0	1	1	1	9	2	1	0	0	12
	Team					1	2	3							
	Totals		22-51	6-20	14-16	9	17	26	22	64	8	23	1	7	200

FG % 1st Half: 8-19 42.1% 2nd half: 14-32 43.8% Game: 22-51 43.1%
3FG % 1st Half: 3-7 42.9% 2nd half: 3-13 23.1% Game: 6-20 30.0%
FT % 1st Half: 9-11 81.8% 2nd half: 5-5 100.0 Game: 14-16 87.5%

Deadball Rebounds: 0

Loyola Chicago 76 • 1-0

##	Player		Total FG-FGA	3-Ptr FG-FGA	FT-FTA	Rebounds Off	Def	Tot	PF	TP	A	TO	Blk	Stl	Min
00	Ingram, Donte	*	3-6	1-2	0-0	1	0	1	2	7	0	1	0	1	19
02	Peterson, Earl	*	2-5	0-0	7-7	0	3	3	2	11	6	4	1	0	36
04	Turk, Devon	*	4-7	3-5	0-0	1	3	4	2	11	0	2	0	1	29
24	James, Montel	*	4-6	0-0	6-8	2	5	7	4	14	0	5	1	0	28
35	Doyle, Milton	*	8-14	2-6	2-3	2	3	5	4	20	3	4	0	1	29
05	Adgei, Pernell		0-0	0-0	0-0	0	0	0	1	0	0	0	0	0	0+
12	Rajala, Julius		0-0	0-0	0-0	0	1	1	1	0	0	1	0	0	2
14	Richardson, Ben		3-6	2-4	0-0	0	2	2	0	8	5	1	0	2	28
23	White, Jeff		1-2	0-1	0-0	0	2	2	0	2	4	1	0	1	20
31	Kirby, Maurice		1-1	0-0	1-2	0	2	2	3	3	1	2	0	0	8
33	Kennedy, Cal		0-1	0-0	0-0	1	0	1	0	0	0	0	0	0	1
	Team					0	1	1							
	Totals		26-48	8-18	16-20	7	22	29	19	76	19	21	2	6	200

FG % 1st Half: 15-28 53.6% 2nd half: 11-20 55.0% Game: 26-48 54.2%
3FG % 1st Half: 4-10 40.0% 2nd half: 4-8 50.0% Game: 8-18 44.4%
FT % 1st Half: 5-5 100.0 2nd half: 11-15 73.3% Game: 16-20 80.0%

Deadball Rebounds: 2

Officials: David Stevens, Brad Gaston, J.B. Burdett
Technical fouls: UTSA-None. Loyola Chicago-None.
Attendance: 1711

Score by periods	1st	2nd	Total
UTSA	28	36	**64**
Loyola Chicago	39	37	**76**

Points	In Paint	Off T/O	2nd Chance	Fast Break	Bench
UTSA	30	24	12	6	33
LUC	28	24	9	22	13

Last FG - UTSA 2nd-00:01, LUC 2nd-00:55.
Largest lead - UTSA None, LUC by 20 2nd-10:54.
UTSA led for 00:00. LUC led for 39:10. Game was tied for 00:50.

Score tied - 0 times.
Lead changed - 0 times.

Official Basketball Box Score -- Game Totals -- Final Statistics
Texas-San Antonio vs Clemson
11/15/15 2:00 PM at Greenville, S.C.

Texas-San Antonio 45 • 0-2

##	Player		Total FG-FGA	3-Ptr FG-FGA	FT-FTA	Rebounds Off	Def	Tot	PF	TP	A	TO	Blk	Stl	Min
03	LITTLES, Gino	*	2-4	0-0	3-4	1	3	4	2	7	4	0	0	2	32
11	KARRER, Austin	*	0-3	0-2	0-2	0	1	1	2	0	1	1	1	1	22
14	BOWIE, Ryan	*	2-13	2-8	0-0	1	2	3	1	6	0	3	0	0	35
15	O'BRIEN, Lucas	*	5-11	2-5	0-0	1	4	5	2	12	1	0	0	0	19
25	ALLEN, Nick	*	2-6	1-2	0-0	2	1	3	4	5	1	2	1	1	26
00	SCRUGGS, Terrell		1-4	0-0	0-0	1	0	1	1	2	0	1	0	2	13
02	HARRIS, J.R.		3-9	1-5	0-0	1	1	2	2	7	0	3	0	1	22
13	MASSIE, Kyle		0-0	0-0	0-0	0	0	0	0	0	0	0	0	0	2
33	COCKRELL, A.J.		2-2	0-0	0-0	2	1	3	4	4	0	2	0	1	15
34	BILLINGSLEY, Nick		1-5	0-2	0-0	0	2	2	1	2	0	0	0	0	7
35	Ringholt,James		0-1	0-1	0-0	0	1	1	1	0	0	1	0	0	7
	Team					0	3	3	1						
	Totals		18-58	6-25	3-6	9	19	28	21	45	7	13	2	8	200

FG % 1st Half: 11-32 34.4% 2nd half: 7-26 26.9% Game: 18-58 31.0%
3FG % 1st Half: 3-15 20.0% 2nd half: 3-10 30.0% Game: 6-25 24.0%
FT % 1st Half: 3-4 75.0% 2nd half: 0-2 0.0% Game: 3-6 50.0%

Deadball Rebounds: 2

Clemson 78 • 2-0

##	Player		Total FG-FGA	3-Ptr FG-FGA	FT-FTA	Rebounds Off	Def	Tot	PF	TP	A	TO	Blk	Stl	Min
05	Blossomgame,Jaron	*	4-7	0-1	3-5	2	6	8	2	11	2	2	1	0	25
12	Holmes,Avry	*	1-5	1-4	0-0	0	3	3	0	3	5	0	0	0	28
15	Grantham,Donte	*	7-9	5-7	3-4	3	3	6	2	22	2	1	1	0	29
20	Roper,Jordan	*	5-8	2-3	1-2	0	2	2	0	13	7	1	0	0	29
35	Nnoko,Landry	*	4-5	0-0	0-3	0	6	6	2	8	3	1	5	2	26
03	Davis,Lyles		0-0	0-0	0-0	0	0	0	2	0	0	0	0	0	2
10	DeVOE,Gabe		3-10	3-7	2-4	0	6	6	1	11	2	2	1	3	24
11	Hudson,Ty		0-4	0-2	0-1	0	0	0	0	0	1	1	0	0	9
33	Smith,Josh		1-3	0-0	2-2	2	2	4	3	4	0	2	0	0	12
44	McGILLAN,Riley		1-1	1-1	0-0	0	0	0	0	3	0	0	0	0	3
50	Djitte,Sidy		1-1	0-0	1-2	5	5	10	2	3	0	3	0	1	13
	Team					0	0	0				1			
	Totals		27-53	12-25	12-23	12	33	45	14	78	22	14	8	6	200

FG % 1st Half: 17-26 65.4% 2nd half: 10-27 37.0% Game: 27-53 50.9%
3FG % 1st Half: 8-13 61.5% 2nd half: 4-12 33.3% Game: 12-25 48.0%
FT % 1st Half: 6-13 46.2% 2nd half: 6-10 60.0% Game: 12-23 52.2%

Deadball Rebounds: 5

Officials: Bryan Kersey, Doug Sirmons, Mike Stuart
Technical fouls: Texas-San Antonio-Team. Clemson-None.
Attendance: 6262

Score by periods	1st	2nd	Total
Texas-San Antonio	28	17	**45**
Clemson	48	30	**78**

Points	In Paint	Off T/O	2nd Chance	Fast Break	Bench
UTSA	19	14	6	5	15
CU	27	9	9	5	21

Last FG - UTSA 2nd-00:31, CU 2nd-02:21.
Largest lead - UTSA None, CU by 37 2nd-03:20.
UTSA led for 00:00. CU led for 39:13. Game was tied for 00:47.

Score tied - 1 time.
Lead changed - 0 times.

Official Basketball Box Score -- Game Totals -- Final Statistics
UTSA vs Creighton
11/17/15 7:01 pm at Omaha, Neb. (CenturyLink Center Omaha)

UTSA 78 • 0-3

##	Player		Total FG-FGA	3-Ptr FG-FGA	FT-FTA	Rebounds Off	Def	Tot	PF	TP	A	TO	Blk	Stl	Min
25	ALLEN, Nick	f	4-12	1-3	2-4	1	2	3	2	11	1	4	0	2	28
15	O'BRIEN, Lucas	c	3-6	0-1	2-2	1	4	5	2	8	0	3	0	2	23
03	LITTLES, Gino	g	5-9	1-2	5-6	0	5	5	1	16	5	5	0	2	33
11	KARRER, Austin	g	3-4	1-2	0-1	0	2	2	0	7	3	1	0	0	25
14	BOWIE, Ryan	g	7-12	5-7	4-4	2	8	10	2	23	0	0	0	0	36
00	SCRUGGS, Terrell		1-2	0-1	0-4	0	1	1	2	2	2	0	0	0	14
02	HARRIS, J.R.		2-12	1-6	2-4	0	1	1	3	7	2	4	0	1	23
13	MASSIE, Kyle		1-1	1-1	0-0	0	0	0	0	3	0	0	0	0	2
33	COCKRELL, A.J.		0-0	0-0	1-2	0	0	0	5	1	0	1	0	0	15
34	BILLINGSLEY, Nick		0-0	0-0	0-0	0	0	0	1	0	0	0	0	0	1
	Team					3	2	5							
	Totals		26-58	10-23	16-27	7	25	32	18	78	13	18	0	7	200

FG % 1st Half: 12-30 40.0% 2nd half: 14-28 50.0% Game: 26-58 44.8%
3FG % 1st Half: 6-13 46.2% 2nd half: 4-10 40.0% Game: 10-23 43.5%
FT % 1st Half: 7-12 58.3% 2nd half: 9-15 60.0% Game: 16-27 59.3%

Deadball Rebounds: 6

Creighton 103 • 2-0

##	Player		Total FG-FGA	3-Ptr FG-FGA	FT-FTA	Rebounds Off	Def	Tot	PF	TP	A	TO	Blk	Stl	Min
13	HUFF,Cole	f	6-9	3-6	2-2	1	3	4	1	17	0	0	1	2	22
41	GROSELLE,Geoffrey	c	2-2	0-0	0-0	3	2	5	4	4	1	0	0	0	16
02	THOMAS,Khyri	g	2-5	0-2	0-0	0	2	2	1	4	1	3	1	1	20
10	WATSON Jr.,Maurice	g	4-6	0-0	2-2	0	0	0	2	10	5	1	0	1	15
21	ZIERDEN,Isaiah	g	7-13	5-10	5-5	0	3	3	1	24	4	0	0	3	23
11	CLEMENT,Tyler		2-5	2-4	2-2	0	0	0	2	8	2	2	0	0	14
12	ALBERT,Malik		1-3	0-2	2-2	0	2	2	1	4	10	2	0	1	20
15	KRAMPELJ,Martin		0-1	0-0	0-2	1	3	4	3	0	0	2	1	0	11
23	MILLIKEN,James		4-8	3-7	1-1	0	3	3	2	12	2	2	0	0	27
32	HEGNER,Toby		3-8	2-4	2-6	1	6	7	2	10	1	0	0	1	22
40	HANSON,Zach		4-4	0-0	2-2	0	1	1	1	10	0	0	0	1	10
	Team					0	3	3							
	Totals		35-64	15-35	18-24	6	28	34	20	103	26	12	3	10	200

FG % 1st Half: 21-32 65.6% 2nd half: 14-32 43.8% Game: 35-64 54.7%
3FG % 1st Half: 8-16 50.0% 2nd half: 7-19 36.8% Game: 15-35 42.9%
FT % 1st Half: 11-13 84.6% 2nd half: 7-11 63.6% Game: 18-24 75.0%

Deadball Rebounds: 4,2

Officials: James Breeding, Lamar Simpson, Ray Natili
Technical fouls: UTSA-None. Creighton-WATSON Jr.,Maurice.
Attendance: 16580
Visitor #34 ejected with 15:28 left in 1st half for Flagrant 2 foul.
Fouled out: Visitor #33 with 3:19 left in 2nd half.

Score by periods	1st	2nd	Total
UTSA	37	41	**78**
Creighton	61	42	**103**

Points	In Paint	Off T/O	2nd Chance	Fast Break	Bench
UTSA	26	12	5	6	13
CRE	32	15	10	24	44

Last FG - UTSA 2nd-01:11, CRE 2nd-03:10.
Largest lead - UTSA None, CRE by 32 2nd-07:47.
UTSA led for 00:00. CRE led for 39:37. Game was tied for 00:23.

Score tied - 1 time.
Lead changed - 0 times.

Official Basketball Box Score -- Game Totals -- Final Statistics
UTSA vs Southern Utah
11/21/15 8:00 PM at Cedar City, UT

UTSA 82 • 1-3

##	Player		Total FG-FGA	3-Ptr FG-FGA	FT-FTA	Rebounds Off	Def	Tot	PF	TP	A	TO	Blk	Stl	Min
03	LITTLES, Gino	*	4-5	0-0	1-3	0	3	3	1	9	6	1	0	1	38
11	KARRER, Austin	*	1-2	0-1	0-1	2	4	6	3	2	0	1	0	1	21
14	BOWIE, Ryan	*	9-12	4-5	11-13	1	5	6	3	33	2	2	0	0	35
15	O'BRIEN, Lucas	*	0-1	0-1	0-2	0	3	3	4	0	0	0	0	0	13
25	ALLEN, Nick	*	4-8	0-1	2-3	3	0	3	5	10	1	3	1	1	16
00	SCRUGGS, Terrell		0-0	0-0	1-2	0	2	2	2	1	0	0	0	0	9
01	MATTHEWS, George		1-4	1-3	0-0	0	1	1	4	3	0	0	0	0	8
02	HARRIS, J.R.		5-17	3-9	5-5	1	4	5	1	18	2	0	0	0	28
32	RINGHOLT, James		2-4	2-4	0-2	1	1	2	1	6	0	1	1	0	18
33	COCKRELL, A.J.		0-1	0-0	0-0	1	0	1	1	0	0	0	0	0	9
34	BILLINGSLEY, Nick		0-1	0-1	0-0	0	0	0	1	0	0	0	0	0	5
	Team					2	0	2				1			
	Totals		26-55	10-25	20-31	11	23	34	26	82	11	9	2	3	200

FG % 1st Half: 11-28 39.3% 2nd half: 15-27 55.6% Game: 26-55 47.3%
3FG % 1st Half: 5-14 35.7% 2nd half: 5-11 45.5% Game: 10-25 40.0%
FT % 1st Half: 9-11 81.8% 2nd half: 11-20 55.0% Game: 20-31 64.5%

Deadball Rebounds: 3

Southern Utah 79 • 0-3

##	Player		Total FG-FGA	3-Ptr FG-FGA	FT-FTA	Rebounds Off	Def	Tot	PF	TP	A	TO	Blk	Stl	Min
32	Oliverson,Casey	f	3-4	0-0	6-6	3	4	7	1	12	0	0	1	2	27
13	Parsons,Race	g	6-15	2-9	0-0	2	0	2	4	14	3	0	0	2	33
3	Langston,Travon	g	6-12	2-4	1-1	0	7	7	4	15	3	1	1	0	27
35	Hess,Aj	g	3-5	3-4	0-0	0	2	2	4	9	1	0	0	1	16
4	Kennedy,Trey	g	2-5	0-1	7-7	1	5	6	1	11	3	3	0	1	30
11	Joyce,Will		2-3	0-0	2-7	0	2	2	0	6	0	0	1	0	12
14	Mcgee,James		1-4	0-3	3-3	0	1	1	4	5	2	1	0	0	16
15	Major,Juwan		2-3	0-0	2-6	1	0	1	4	6	0	1	1	0	21
24	Davis,Paris		0-0	0-0	0-0	0	0	0	0	0	0	0	0	0	2
25	Thompson,Christian		0-0	0-0	0-0	0	0	0	2	0	0	0	0	0	3
5	Marshall,John		0-1	0-0	1-1	1	3	4	2	1	2	0	0	0	13
	Team					1	2	3				2			
	Totals		25-52	7-21	22-31	9	26	35	26	79	14	8	4	6	200

FG % 1st Half: 11-20 55.0% 2nd half: 14-32 43.8% Game: 25-52 48.1%
3FG % 1st Half: 4-8 50.0% 2nd half: 3-13 23.1% Game: 7-21 33.3%
FT % 1st Half: 10-11 90.9% 2nd half: 12-20 60.0% Game: 22-31 71.0%

Deadball Rebounds: 4

Officials: Kurt Walker, Jeff Wooten, Layne Barney
Technical fouls: UTSA-None. Southern Utah-None.
Attendance: 3256

Score by periods	1st	2nd	Total
UTSA	36	46	**82**
Southern Utah	36	43	**79**

Points	In Paint	Off T/O	2nd Chance	Fast Break	Bench
UTSA	24	8	8	2	28
SUU	26	8	12	8	17

Last FG - UTSA 2nd-03:07, SUU 2nd-01:44.
Largest lead - UTSA by 8 2nd-09:48, SUU by 11 1st-08:14.
UTSA led for 16:42. SUU led for 19:31. Game was tied for 03:45.

Score tied - 9 times.
Lead changed - 11 times.

UTSA Men's Basketball Game Notes

Official Basketball Box Score -- Game Totals -- Final Statistics
Central Arkansas vs UTSA
11/23/15 12:30 pm at Las Vegas, Nev. (MGM Grand Garden Arena)

Central Arkansas 98 • 1-3

##	Player		Total FG-FGA	3-Ptr FG-FGA	FT-FTA	Rebounds Off	Def	Tot	PF	TP	A	TO	Blk	Stl	Min
01	Howard, Jordan	*	6-11	3-4	2-2	1	3	4	2	17	4	1	0	1	29
05	Foreman, Justin	*	8-13	4-6	1-1	0	3	3	2	21	0	1	0	1	32
11	Lowery, Jeff	*	5-9	0-0	4-4	0	4	4	0	14	5	4	0	2	33
32	Brooks, Derreck	*	2-4	0-1	0-0	0	2	2	5	4	1	2	0	1	12
52	Zuilhof, Jake	*	5-8	0-0	2-2	3	1	4	3	12	0	0	2	0	29
00	Milligan, Boo		0-2	0-1	0-0	0	0	0	0	0	0	0	0	0	3
04	Christensson, Albert		1-1	0-0	1-2	0	2	2	1	3	0	0	0	0	13
10	Kamba, Mathieu		5-9	0-0	5-7	3	0	3	3	15	1	1	1	1	29
30	Martin, Mike		4-6	0-1	4-4	0	3	3	4	12	5	0	0	1	20
	Team					3	3	6							
	Totals		36-63	7-13	19-22	10	21	31	20	98	16	9	3	7	200

FG % 1st Half: 15-30 50.0% 2nd half: 21-33 63.6% Game: 36-63 57.1%
3FG % 1st Half: 2-6 33.3% 2nd half: 5-7 71.4% Game: 7-13 53.8%
FT % 1st Half: 6-8 75.0% 2nd half: 13-14 92.9% Game: 19-22 86.4%

Deadball Rebounds 1

UTSA 84 • 1-4

##	Player		Total FG-FGA	3-Ptr FG-FGA	FT-FTA	Rebounds Off	Def	Tot	PF	TP	A	TO	Blk	Stl	Min
03	LITTLES, Gino	*	4-7	0-0	2-4	0	3	3	0	10	7	4	0	2	37
11	KARRER, Austin	*	0-0	0-0	0-0	1	2	3	0	0	0	0	0	0	15
14	BOWIE, Ryan	*	5-10	2-4	5-6	0	0	0	4	17	2	1	0	1	35
15	O'BRIEN, Lucas	*	2-3	1-2	0-1	1	1	2	4	5	0	1	0	0	15
25	ALLEN, Nick	*	4-9	0-1	2-2	2	3	5	3	10	0	0	1	0	22
00	SCRUGGS, Terrell		0-1	0-0	0-0	0	0	0	1	0	0	1	0	1	3
01	MATTHEWS, George		3-3	2-2	0-0	0	2	2	3	8	0	6	1	0	11
02	HARRIS, J.R.		3-10	2-7	2-3	0	2	2	2	10	0	0	0	0	25
32	RINGHOLT, James		2-3	1-2	0-0	1	1	2	2	5	0	1	1	0	10
33	COCKRELL, A.J.		4-5	0-0	0-0	0	2	2	2	8	1	0	1	0	18
34	BILLINGSLEY, Nick		4-5	1-1	2-2	1	0	1	0	11	1	1	0	1	9
	Team					2	3	5							
	Totals		31-56	9-19	13-18	8	19	27	21	84	11	15	4	5	200

FG % 1st Half: 15-27 55.6% 2nd half: 16-29 55.2% Game: 31-56 55.4%
3FG % 1st Half: 4-7 57.1% 2nd half: 5-12 41.7% Game: 9-19 47.4%
FT % 1st Half: 7-9 77.8% 2nd half: 6-9 66.7% Game: 13-18 72.2%

Deadball Rebounds 1

Officials: Hal Lusk, Clarence Armstrong, Bret Smith
Technical fouls: Central Arkansas-None. UTSA-None.
Attendance: 323
Men Who Speak Up Main Event

Score by periods	1st	2nd	Total
Central Arkansas	38	60	**98**
UTSA	41	43	**84**

	In Paint	Off T/O	2nd Chance	Fast Break	Bench
UCA	48	24	10	8	30
UTSA	34	17	10	4	42

Score tied - 10 times.
Lead changed - 13 times.

Last FG - UCA 2nd-00:15, UTSA 2nd-01:12.
Largest lead - UCA by 14 2nd-00:15, UTSA by 5 1st-15:03.
UCA led for 17:44. UTSA led for 14:37. Game was tied for 07:39.

Official Basketball Box Score -- Game Totals -- Final Statistics
Texas Southern vs UTSA
11/25/15 12:30 pm at Las Vegas, Nev. (MGM Grand Garden Arena)

Texas Southern 91 • 1-4

##	Player		Total FG-FGA	3-Ptr FG-FGA	FT-FTA	Rebounds Off	Def	Tot	PF	TP	A	TO	Blk	Stl	Min
11	Riley, Malcolm	f	4-12	1-7	2-5	1	4	5	2	11	0	2	1	0	34
24	Coleman, Orlando	f	2-5	1-3	1-2	1	1	2	0	6	0	0	0	0	14
25	Friar, Joshua	f	0-0	0-0	2-6	1	1	2	1	2	0	0	0	0	13
03	Blanks, David	g	8-9	3-3	4-10	1	7	8	2	23	3	2	0	1	34
05	Bynum, Tyree	g	1-2	1-2	1-1	0	3	3	0	4	1	1	0	0	19
02	Thomas, Chris		7-13	1-2	8-13	2	5	7	4	23	0	5	1	1	34
04	Rodriguez, Jose		4-9	0-0	1-3	2	6	8	4	9	2	1	1	1	26
20	Martin, Jerron		0-0	0-0	0-0	0	1	1	0	0	0	0	0	0	0
33	Carey, Brian		3-7	0-0	7-10	0	3	3	1	13	6	0	0	1	26
	Team					2	2	4							
	Totals		29-57	7-17	26-50	10	33	43	14	91	12	11	3	4	200

FG % 1st Half: 11-25 44.0% 2nd half: 18-32 56.3% Game: 29-57 50.9%
3FG % 1st Half: 3-8 37.5% 2nd half: 4-9 44.4% Game: 7-17 41.2%
FT % 1st Half: 10-19 52.6% 2nd half: 16-31 51.6% Game: 26-50 52.0%

Deadball Rebounds 11

UTSA 80 • 1-5

##	Player		Total FG-FGA	3-Ptr FG-FGA	FT-FTA	Rebounds Off	Def	Tot	PF	TP	A	TO	Blk	Stl	Min
25	ALLEN, Nick	f	2-2	0-0	0-0	1	6	7	3	4	2	1	1	0	15
15	O'BRIEN, Lucas	c	1-6	1-3	0-0	2	1	3	3	3	0	0	1	0	13
03	LITTLES, Gino	g	1-3	0-0	0-1	0	3	3	4	2	5	1	0	1	32
11	KARRER, Austin	g	2-5	1-3	0-0	0	1	1	3	5	2	2	0	0	24
14	BOWIE, Ryan	g	9-15	1-3	3-4	2	4	6	4	22	0	1	0	2	33
00	SCRUGGS, Terrell		0-2	0-1	1-2	0	3	3	2	1	0	3	0	1	12
01	MATTHEWS, George		4-9	2-6	0-0	1	5	6	3	10	0	2	1	1	14
02	HARRIS, J.R.		7-15	6-9	1-2	0	1	1	4	21	3	1	0	1	21
32	RINGHOLT, James		0-1	0-1	0-0	0	1	1	1	0	0	0	0	0	3
33	COCKRELL, A.J.		3-4	0-0	0-0	0	3	3	3	6	0	2	1	0	20
34	BILLINGSLEY, Nick		3-9	0-3	0-0	0	3	3	4	6	1	1	0	0	13
	Team					2	0	2							
	Totals		32-71	11-29	5-9	8	31	39	34	80	13	14	4	6	200

FG % 1st Half: 17-36 47.2% 2nd half: 15-35 42.9% Game: 32-71 45.1%
3FG % 1st Half: 6-16 37.5% 2nd half: 5-13 38.5% Game: 11-29 37.9%
FT % 1st Half: 2-5 40.0% 2nd half: 3-4 75.0% Game: 5-9 55.6%

Deadball Rebounds 2

Officials: Duke Edsall, Sean Casey, Rusty Phillips
Technical fouls: Texas Southern-None. UTSA-TEAM.
Attendance: 217
Men Who Speak Up Main Event

Score by periods	1st	2nd	Total
Texas Southern	35	56	**91**
UTSA	42	38	**80**

	In Paint	Off T/O	2nd Chance	Fast Break	Bench
TSU	36	14	10	4	45
UTSA	28	11	6	0	44

Score tied - 2 times.
Lead changed - 5 times.

Last FG - TSU 2nd-00:21, UTSA 2nd-01:02.
Largest lead - TSU by 11 2nd-02:45, UTSA by 10 1st-05:02.
TSU led for 14:58. UTSA led for 23:09. Game was tied for 01:53.

Official Basketball Box Score -- Game Totals -- Final Statistics
UT Permian Basin vs UTSA
11/29/15 6 pm at San Antonio, Texas (Convocation Center)

UT Permian Basin 90 • 5-2

##	Player		Total FG-FGA	3-Ptr FG-FGA	FT-FTA	Rebounds Off	Def	Tot	PF	TP	A	TO	Blk	Stl	Min
02	Gary Akbar	f	7-8	0-0	6-7	1	5	6	4	20	3	3	1	2	34
04	Codye Hatcher	f	2-2	0-0	2-2	0	1	1	4	6	0	1	5	0	23
03	Billy Dee Williams	g	5-17	3-12	3-4	2	3	5	2	16	0	1	0	2	31
11	Tramique Sutherland	g	2-8	0-0	6-6	1	1	2	1	10	4	1	0	0	31
20	Johnnie Lacy	g	4-7	4-7	0-0	0	2	2	5	12	0	3	0	0	13
01	D'Andre Johnson		0-0	0-0	0-0	0	0	0	1	0	0	0	0	0	4
05	Josh Williams		3-9	2-7	0-0	0	4	4	4	8	0	0	0	1	25
10	Malcolm Hill-Bey		3-5	3-4	0-1	1	1	2	0	9	1	0	0	1	9
13	Mario Fleurima		2-4	0-1	2-3	1	1	2	3	6	3	1	0	1	11
15	Tyrone Moorer		0-0	0-0	0-0	0	0	0	0	0	0	0	0	0	1
22	Anthony Knight		0-2	0-1	3-4	0	2	2	0	3	0	0	0	2	11
23	Aiden Saunders		0-1	0-0	0-0	0	0	0	3	0	0	0	0	0	7
	Team					2	0	2							
	Totals		28-63	12-32	22-27	8	20	28	27	90	11	10	6	9	200

FG % 1st Half: 14-31 45.2% 2nd half: 14-32 43.8% Game: 28-63 44.4%
3FG % 1st Half: 6-15 40.0% 2nd half: 6-17 35.3% Game: 12-32 37.5%
FT % 1st Half: 6-8 75.0% 2nd half: 16-19 84.2% Game: 22-27 81.5%

Deadball Rebounds 1

UTSA 85 • 1-6

##	Player		Total FG-FGA	3-Ptr FG-FGA	FT-FTA	Rebounds Off	Def	Tot	PF	TP	A	TO	Blk	Stl	Min
25	ALLEN, Nick	f	4-6	0-1	0-0	1	3	4	5	8	1	0	0	0	19
15	O'BRIEN, Lucas	c	1-4	0-2	0-0	0	3	3	1	2	1	0	0	0	15
03	LITTLES, Gino	g	4-5	1-1	1-2	1	4	5	4	10	2	3	0	1	33
11	KARRER, Austin	g	0-1	0-0	2-2	0	2	2	2	2	0	3	0	0	14
14	BOWIE, Ryan	g	8-17	2-5	9-12	3	10	13	1	27	3	3	0	1	38
00	SCRUGGS, Terrell		1-2	0-0	0-0	1	0	1	0	2	0	0	0	0	5
01	MATTHEWS, George		1-3	0-2	4-4	2	2	4	1	6	1	1	0	0	15
02	HARRIS, J.R.		4-11	1-4	1-2	0	3	3	2	10	0	2	0	2	26
32	RINGHOLT, James		1-1	0-0	0-0	0	0	0	1	2	0	0	0	0	3
33	COCKRELL, A.J.		5-9	0-0	6-9	4	3	7	3	16	0	0	2	1	25
34	BILLINGSLEY, Nick		0-1	0-0	0-0	1	1	2	3	0	0	4	1	0	7
	Team					0	0	0							
	Totals		29-60	4-15	23-31	13	31	44	23	85	8	16	3	5	200

FG % 1st Half: 14-30 46.7% 2nd half: 15-30 50.0% Game: 29-60 48.3%
3FG % 1st Half: 2-10 20.0% 2nd half: 2-5 40.0% Game: 4-15 26.7%
FT % 1st Half: 5-6 83.3% 2nd half: 18-25 72.0% Game: 23-31 74.2%

Deadball Rebounds 6

Officials: Ray Natili, Bert Smith, Pat Boeh
Technical fouls: UT Permian Basin-None. UTSA-None.
Attendance: 707

Score by periods	1st	2nd	Total
UT Permian Basin	40	50	**90**
UTSA	35	50	**85**

	In Paint	Off T/O	2nd Chance	Fast Break	Bench
UTPB	30	19	6	4	26
UTSA	48	8	13	0	36

Score tied - 3 times.
Lead changed - 3 times.

Last FG - UTPB 2nd-00:01, UTSA 2nd-00:31.
Largest lead - UTPB by 11 2nd-07:33, UTSA by 7 1st-17:09.
UTPB led for 32:32. UTSA led for 04:47. Game was tied for 02:41.

Official Basketball Box Score -- Game Totals -- Final Statistics
UTSA vs Texas State
12/02/15 7 p.m. at San Marcos, Texas (Strahan Coliseum)

UTSA 53 • 1-7

##	Player		Total FG-FGA	3-Ptr FG-FGA	FT-FTA	Rebounds Off	Def	Tot	PF	TP	A	TO	Blk	Stl	Min
25	ALLEN, Nick	f	1-2	0-0	0-0	0	1	1	4	2	0	3	0	0	16
15	O'BRIEN, Lucas	c	2-5	0-1	0-0	1	0	1	2	4	0	0	0	0	16
03	LITTLES, Gino	g	3-8	0-1	0-0	1	0	1	2	6	1	3	0	0	27
11	KARRER, Austin	g	2-3	0-1	0-0	0	2	2	2	4	3	2	0	1	24
14	BOWIE, Ryan	g	5-11	1-2	0-0	3	8	11	4	11	1	8	0	2	25
00	SCRUGGS, Terrell		0-0	0-0	0-0	0	1	1	1	0	0	2	0	0	2
01	MATTHEWS, George		2-6	1-3	0-0	1	2	3	0	5	0	2	2	1	17
02	HARRIS, J.R.		2-7	1-5	5-5	0	2	2	1	10	1	3	1	0	25
32	RINGHOLT, James		0-0	0-0	0-0	0	0	0	0	0	0	0	0	0	2
33	COCKRELL, A.J.		1-2	0-0	2-2	3	2	5	2	4	0	0	1	0	24
34	BILLINGSLEY, Nick		2-8	0-2	3-3	0	4	4	2	7	1	2	1	0	22
	Team					5	1	6				1			
	Totals		20-52	3-15	10-10	14	23	37	20	53	7	26	5	4	200

FG % 1st Half: 9-25 36.0% 2nd half: 11-27 40.7% Game: 20-52 38.5%
3FG % 1st Half: 2-9 22.2% 2nd half: 1-6 16.7% Game: 3-15 20.0%
FT % 1st Half: 1-1 100.0 2nd half: 9-9 100.0 Game: 10-10 100.0

Deadball Rebounds 0

Texas State 76 • 3-1

##	Player		Total FG-FGA	3-Ptr FG-FGA	FT-FTA	Rebounds Off	Def	Tot	PF	TP	A	TO	Blk	Stl	Min
01	Gilder-Tilbury, K.	f	5-15	2-4	3-4	2	4	6	1	15	6	2	1	0	30
21	Gant, Emani	f	6-12	0-0	4-5	2	3	5	1	16	0	3	1	3	21
05	Black, Ojai	g	3-6	0-0	0-0	0	1	1	1	6	3	0	0	1	34
15	Montalvo, Ethan	g	2-6	1-3	1-2	1	1	2	2	6	3	0	0	7	25
23	Roberson, Anthony	g	5-9	0-1	0-1	4	2	6	3	10	0	1	0	2	27
00	Conley, Bobby		0-2	0-0	0-0	0	0	0	0	0	2	0	1	0	13
02	Josephs, Nathan		0-0	0-0	0-0	0	0	0	0	0	1	0	0	0	1
03	McCrea, Maljhum		2-5	0-0	0-0	3	1	4	1	4	0	0	2	0	12
04	Julien, Courtney		0-0	0-0	0-0	0	1	1	0	0	0	0	0	0	2
10	West, D'Angelo		0-0	0-0	1-2	0	0	0	1	1	0	0	0	0	2
14	Malveau, K.J.		1-2	0-0	0-0	0	0	0	0	2	0	0	0	0	5
24	Naylor, Cameron		5-8	0-0	4-4	1	3	4	2	14	0	0	0	0	18
31	Evans, Austin		0-0	0-0	0-0	0	1	1	1	0	0	0	0	0	1
32	Ramlal, Kendell		1-2	0-0	0-0	1	1	2	1	2	1	1	0	0	9
	Team					1	0	1							
	Totals		30-67	3-8	13-18	15	18	33	14	76	16	7	5	13	200

FG % 1st Half: 15-31 48.4% 2nd half: 15-36 41.7% Game: 30-67 44.8%
3FG % 1st Half: 2-5 40.0% 2nd half: 1-3 33.3% Game: 3-8 37.5%
FT % 1st Half: 7-11 63.6% 2nd half: 6-7 85.7% Game: 13-18 72.2%

Deadball Rebounds 4

Officials: R-Karl Hess, U1-Vladimire Voyard-Tadal, U2-Ray Acosta
Technical fouls: UTSA-None. Texas State-None.
Attendance: 3220

Score by periods	1st	2nd	Total
UTSA	21	32	**53**
Texas State	39	37	**76**

	In Paint	Off T/O	2nd Chance	Fast Break	Bench
UTSA	30	4	17	4	26
TXST	46	29	11	10	23

Score tied - 1 time.
Lead changed - 1 time.

Last FG - UTSA 2nd-01:54, TXST 2nd-00:42.
Largest lead - UTSA by 2 1st-19:30, TXST by 28 2nd-07:48.
UTSA led for 00:32. TXST led for 38:24. Game was tied for 01:04.

UTSA Men's Basketball Game Notes

Official Basketball Box Score -- Game Totals -- Final Statistics
UTSA vs Texas
12/08/15 7:01 pm at Austin, Texas (Frank Erwin Center)

UTSA 50 • 1-8

##	Player		Total FG-FGA	3-Ptr FG-FGA	FT-FTA	Rebounds Off	Def	Tot	PF	TP	A	TO	Blk	Stl	Min
25	ALLEN, Nick	f	0-2	0-1	0-0	0	1	1	1	0	0	3	0	0	17
15	O'BRIEN, Lucas	c	0-2	0-1	0-0	0	1	1	3	0	0	1	0	0	15
03	LITTLES, Gino	g	2-5	0-1	2-3	0	3	3	2	6	3	3	0	1	37
11	KARRER, Austin	g	1-3	0-1	0-1	0	1	1	2	2	1	1	0	3	22
14	BOWIE, Ryan	g	2-10	1-6	5-7	0	5	5	2	10	1	8	0	1	34
00	SCRUGGS, Terrell		0-1	0-1	0-0	0	0	0	0	0	0	0	0	0	2
01	MATTHEWS, George		5-8	1-3	1-1	1	3	4	3	12	0	1	1	0	11
13	MASSIE, Kyle		1-2	0-1	1-2	0	1	1	0	3	1	1	0	0	8
24	JONES, Phillip		1-5	0-1	1-4	0	0	0	3	3	0	2	0	0	11
32	RINGHOLT, James		0-0	0-0	0-0	0	0	0	1	0	0	0	0	0	4
33	COCKRELL, A.J.		3-8	0-0	0-2	3	0	3	3	6	0	1	0	1	20
34	BILLINGSLEY, Nick		2-6	0-1	4-7	1	3	4	1	8	0	2	0	0	19
	Team					1	3	4				1			
	Totals		17-52	2-17	14-27	6	21	27	21	50	6	24	1	6	200

FG % 1st Half: 6-27 22.2% 2nd half: 11-25 44.0% Game: 17-52 32.7%
3FG % 1st Half: 0-8 0.0% 2nd half: 2-9 22.2% Game: 2-17 11.8%
FT % 1st Half: 5-11 45.5% 2nd half: 9-16 56.3% Game: 14-27 51.9%
Deadball Rebounds: 8

Texas 116 • 5-3

##	Player		Total FG-FGA	3-Ptr FG-FGA	FT-FTA	Rebounds Off	Def	Tot	PF	TP	A	TO	Blk	Stl	Min
21	Lammert, Connor	f	1-4	0-2	0-0	1	1	2	3	2	1	1	0	1	10
55	Ridley, Cameron	c	9-12	0-0	1-2	3	6	9	3	19	0	2	4	0	19
01	Taylor, Isaiah	g	3-4	0-0	2-2	0	2	2	2	8	5	2	1	1	18
02	Holland, Demarcus	g	3-4	2-3	0-2	1	3	4	0	8	0	0	0	2	14
03	Felix, Javan	g	1-4	1-4	0-0	0	1	1	2	3	4	0	0	1	15
00	Mack, Tevin		7-11	2-5	1-2	1	2	3	1	17	0	0	0	1	24
04	Newsome, Danny		3-4	3-4	0-0	0	0	0	1	9	0	0	0	0	4
05	Yancy, Kendal		2-2	0-0	0-0	0	3	3	1	4	4	1	0	1	15
10	Davis Jr., Eric		3-7	3-5	2-2	0	4	4	2	11	5	1	0	1	23
12	Roach Jr., Kerwin		4-5	2-3	4-6	0	3	3	2	14	4	1	1	1	22
25	Schwartz, Joe		0-2	0-1	1-3	0	1	1	0	1	0	0	0	0	3
30	McClurg, Ryan		2-2	0-0	0-1	1	0	1	1	4	0	0	0	0	6
32	Cleare, Shaquille		2-2	0-0	0-0	1	3	4	5	4	0	2	0	1	14
33	Barnett, Jordan		4-5	2-3	2-2	0	5	5	1	12	0	0	0	0	13
	Team					0	0	0							
	Totals		44-68	15-30	13-22	8	34	42	24	116	23	10	6	10	200

FG % 1st Half: 21-32 65.6% 2nd half: 23-36 63.9% Game: 44-68 64.7%
3FG % 1st Half: 8-14 57.1% 2nd half: 7-16 43.8% Game: 15-30 50.0%
FT % 1st Half: 6-12 50.0% 2nd half: 7-10 70.0% Game: 13-22 59.1%
Deadball Rebounds: 4

Officials: Doug Simmons, Tom O'Neill, Chris Rastatter
Technical fouls: UTSA-None. Texas-None.
Attendance: 9657

Score by periods	1st	2nd	Total
UTSA	17	33	**50**
Texas	56	60	**116**

	In Paint	Off T/O	2nd Chance	Fast Break	Bench
UTSA	26	6	6	4	32
UT	56	35	8	29	76

Last FG - UTSA 2nd-01:03, UT 2nd-00:17.
Largest lead - UTSA None, UT by 67 2nd-03:36.
UTSA led for 00:00. UT led for 38:28. Game was tied for 01:16.

Score tied - 0 times.
Lead changed - 0 times.

Official Basketball Box Score -- Game Totals -- Final Statistics
Texas A&M-Corpus Christi vs UTSA
12/12/15 2 pm at San Antonio, Texas (Convocation Center)

Texas A&M-Corpus Christi 85 • 7-2

##	Player		Total FG-FGA	3-Ptr FG-FGA	FT-FTA	Rebounds Off	Def	Tot	PF	TP	A	TO	Blk	Stl	Min
23	Douvier,Bryce	f	1-1	0-0	2-4	0	2	2	5	4	0	0	0	0	8
25	Thomas,Rashawn	f	11-19	0-3	8-14	3	6	9	5	30	0	2	2	0	35
00	Pye,Brandon	g	4-11	3-9	2-2	0	1	1	2	13	2	0	0	4	31
01	Ali,Hameed	g	3-10	1-5	3-4	2	2	4	4	10	9	2	0	1	30
11	Currie,Jelani	g	2-3	0-0	0-0	2	0	2	2	4	1	0	1	0	19
03	Kilgore,Joe		2-4	0-0	1-1	2	0	2	0	5	2	0	1	0	10
04	Amin,Ehab		0-1	0-0	6-6	0	0	0	1	6	0	0	0	0	8
12	Kocher,Jake		1-3	0-0	2-2	0	4	4	1	4	0	0	0	1	11
13	South,Kareem		0-0	0-0	0-0	0	0	0	0	0	0	1	0	0	2
22	Toney,Emmanuel		1-2	0-0	0-0	0	3	3	2	2	0	2	0	1	17
31	Juricek,Viktor		1-5	1-3	0-0	0	2	2	1	3	0	0	1	0	10
34	Francis,Dale		2-2	0-0	0-0	1	3	4	2	4	1	0	0	1	19
	Team					1	2	3	1						
	Totals		28-61	5-20	24-33	11	25	36	26	85	15	7	5	8	200

FG % 1st Half: 16-35 45.7% 2nd half: 12-26 46.2% Game: 28-61 45.9%
3FG % 1st Half: 2-10 20.0% 2nd half: 3-10 30.0% Game: 5-20 25.0%
FT % 1st Half: 9-12 75.0% 2nd half: 15-21 71.4% Game: 24-33 72.7%
Deadball Rebounds: 5,1

UTSA 79 • 1-9

##	Player		Total FG-FGA	3-Ptr FG-FGA	FT-FTA	Rebounds Off	Def	Tot	PF	TP	A	TO	Blk	Stl	Min
25	ALLEN, Nick	f	3-5	1-2	4-6	1	3	4	4	11	1	0	0	0	20
15	O'BRIEN, Lucas	c	3-6	0-2	2-2	0	1	1	2	8	1	0	1	0	17
03	LITTLES, Gino	g	5-6	1-1	0-0	1	3	4	3	11	3	4	0	2	30
11	KARRER, Austin	g	2-5	0-2	0-0	2	1	3	3	4	0	1	2	0	15
14	BOWIE, Ryan	g	6-12	3-7	10-12	0	8	8	4	25	4	3	1	0	35
01	MATTHEWS, George		0-3	0-1	0-0	0	1	1	0	0	1	0	0	1	6
02	HARRIS, J.R.		2-7	2-5	0-0	1	2	3	2	6	2	1	0	0	16
10	WILSON, Christian		0-3	0-0	6-6	0	2	2	1	6	3	1	0	0	16
24	JONES, Phillip		0-2	0-0	2-2	1	2	3	2	2	0	1	1	0	14
32	RINGHOLT, James		0-0	0-0	0-0	0	0	0	2	0	0	0	1	0	6
33	COCKRELL, A.J.		2-5	0-0	2-3	2	0	2	4	6	1	0	0	0	18
34	BILLINGSLEY, Nick		0-3	0-2	0-0	0	1	1	0	0	0	0	0	2	7
	Team					0	2	2							
	Totals		23-57	7-22	26-31	8	26	34	27	79	16	11	6	5	200

FG % 1st Half: 10-32 31.3% 2nd half: 13-25 52.0% Game: 23-57 40.4%
3FG % 1st Half: 2-14 14.3% 2nd half: 5-8 62.5% Game: 7-22 31.8%
FT % 1st Half: 9-9 100.0 2nd half: 17-22 77.3% Game: 26-31 83.9%
Deadball Rebounds: 5

Officials: Jeb Hartness, Tom Austin, Byron Jarrett
Technical fouls: Texas A&M-Corpus Christi-Ali,Hameed; TEAM. UTSA-None.
Attendance: 704

Score by periods	1st	2nd	Total
Texas A&M-Corpus Christi	43	42	**85**
UTSA	31	48	**79**

	In Paint	Off T/O	2nd Chance	Fast Break	Bench
AMCC	34	11	19	6	24
UTSA	30	11	7	2	20

Last FG - AMCC 2nd-02:00, UTSA 2nd-00:00.
Largest lead - AMCC by 14 2nd-19:47, UTSA by 4 1st-07:50.
AMCC led for 36:35. UTSA led for 01:17. Game was tied for 02:08.

Score tied - 4 times.
Lead changed - 2 times.

Official Basketball Box Score -- Game Totals -- Final Statistics
East Central vs UTSA
12/16/15 11:30 am at San Antonio, Texas (Convocation Center)

East Central 61 • 5-3

##	Player		Total FG-FGA	3-Ptr FG-FGA	FT-FTA	Rebounds Off	Def	Tot	PF	TP	A	TO	Blk	Stl	Min
04	Braxton Reeves	f	4-10	4-9	0-0	0	2	2	1	12	0	3	0	0	24
22	Aly Hudgins	f	4-4	0-0	0-0	1	2	3	3	8	0	2	1	0	14
11	Donovan Halsel	g	1-4	0-2	1-3	0	0	0	1	3	1	2	0	1	24
12	Stirling Thomas	g	1-9	0-4	2-2	0	1	1	3	4	7	6	0	1	29
25	Deron Hill	g	0-2	0-0	0-0	0	4	4	4	0	1	1	0	0	10
00	Dalen Qualls		1-4	1-4	0-0	0	0	0	1	3	1	0	0	0	11
01	Jamey Woods		2-4	2-3	1-2	0	1	1	0	7	0	3	0	2	10
05	Ishmael Donzo		4-7	0-0	2-3	2	3	5	2	10	0	0	0	0	25
10	Nick Anderson		0-1	0-0	0-0	0	0	0	0	0	1	0	0	0	9
23	Ben Brown-White		3-4	0-0	0-0	1	4	5	2	6	1	1	0	1	13
24	Brett Cannon		2-4	0-1	2-6	0	4	4	0	6	4	3	0	1	23
32	David Forbes		0-1	0-0	0-0	0	0	0	0	0	0	0	0	0	4
33	Jacob Essman		0-0	0-0	2-2	0	0	0	1	2	0	0	0	0	4
	Team					1	2	3							
	Totals		22-54	7-23	10-18	5	23	28	18	61	16	21	1	6	200

FG % 1st Half: 11-29 37.9% 2nd half: 11-25 44.0% Game: 22-54 40.7%
3FG % 1st Half: 3-12 25.0% 2nd half: 4-11 36.4% Game: 7-23 30.4%
FT % 1st Half: 4-5 80.0% 2nd half: 6-13 46.2% Game: 10-18 55.6%
Deadball Rebounds: 2,1

UTSA 75 • 2-9

##	Player		Total FG-FGA	3-Ptr FG-FGA	FT-FTA	Rebounds Off	Def	Tot	PF	TP	A	TO	Blk	Stl	Min
25	ALLEN, Nick	f	1-4	0-1	0-1	0	6	6	3	2	3	3	0	0	18
15	O'BRIEN, Lucas	c	5-7	0-2	2-2	2	5	7	3	12	2	2	1	3	30
03	LITTLES, Gino	g	3-7	2-3	4-6	0	5	5	1	12	1	1	0	4	36
11	KARRER, Austin	g	0-2	0-1	0-2	3	1	4	2	0	1	2	1	1	23
14	BOWIE, Ryan	g	4-10	2-6	0-0	2	5	7	1	10	1	1	1	2	25
00	SCRUGGS, Terrell		0-0	0-0	0-0	1	0	1	0	0	0	0	0	0	2
01	MATTHEWS, George		4-8	2-5	0-0	1	4	5	3	10	1	3	0	1	17
02	HARRIS, J.R.		2-8	1-5	2-2	0	2	2	0	7	2	1	0	0	14
10	WILSON, Christian		4-8	0-0	4-5	2	2	4	3	12	5	5	1	4	22
33	COCKRELL, A.J.		4-6	0-0	0-0	1	2	3	4	8	0	1	0	0	10
34	BILLINGSLEY, Nick		1-2	0-1	0-0	0	0	0	1	2	0	1	0	0	3
	Team					1	1	2							
	Totals		28-62	7-24	12-18	13	33	46	21	75	16	20	4	15	200

FG % 1st Half: 13-31 41.9% 2nd half: 15-31 48.4% Game: 28-62 45.2%
3FG % 1st Half: 4-14 28.6% 2nd half: 3-10 30.0% Game: 7-24 29.2%
FT % 1st Half: 9-11 81.8% 2nd half: 3-7 42.9% Game: 12-18 66.7%
Deadball Rebounds: 3

Officials: Steve Olson, Greg Rennegarbe, Brooks Wells
Technical fouls: East Central-Stirling Thomas. UTSA-WILSON, Christian.
Attendance: 2217

Score by periods	1st	2nd	Total
East Central	29	32	**61**
UTSA	39	36	**75**

	In Paint	Off T/O	2nd Chance	Fast Break	Bench
ECU	22	21	6	2	34
UTSA	38	18	13	4	39

Last FG - ECU 2nd-03:15, UTSA 2nd-01:36.
Largest lead - ECU by 8 1st-09:31, UTSA by 19 2nd-10:09.
ECU led for 10:30. UTSA led for 28:35. Game was tied for 00:46.

Score tied - 1 time.
Lead changed - 4 times.

Official Basketball Box Score -- Game Totals -- Final Statistics
Utah Valley vs UTSA
12/19/15 5 pm at San Antonio, Texas (Convocation Center)

Utah Valley 83 • 5-6

##	Player		Total FG-FGA	3-Ptr FG-FGA	FT-FTA	Rebounds Off	Def	Tot	PF	TP	A	TO	Blk	Stl	Min
11	Frey, Konner	f	3-5	2-2	4-4	2	5	7	2	12	3	4	0	0	21
42	Bastien, Andrew	c	3-4	0-0	0-1	2	8	10	2	6	2	4	3	0	24
00	Davis, Marcel	g	8-12	0-4	3-6	1	4	5	4	19	5	3	0	0	27
02	Jackson, Jaden	g	6-10	4-6	0-0	1	2	3	3	16	2	3	0	1	29
13	Young, Ivory	g	2-11	0-5	2-2	0	0	0	2	6	3	1	0	0	34
01	Garrity, Hayes		6-8	5-6	0-0	0	2	2	1	17	1	0	1	1	18
04	Hamilton, Darrious		0-1	0-0	0-0	0	0	0	2	0	0	0	0	0	5
05	Schenck, Hayden		0-2	0-1	3-5	0	7	7	3	3	1	2	0	1	25
24	Carr, Alex		0-0	0-0	0-0	0	2	2	0	0	0	0	1	0	3
33	Goodman, Dayon		2-2	0-0	0-0	0	3	3	4	4	1	0	1	0	14
	Team					0	2	2							
	Totals		30-55	11-24	12-18	6	35	41	23	83	18	17	6	3	200

FG % 1st Half: 15-30 50.0% 2nd half: 15-25 60.0% Game: 30-55 54.5%
3FG % 1st Half: 7-15 46.7% 2nd half: 4-9 44.4% Game: 11-24 45.8%
FT % 1st Half: 2-4 50.0% 2nd half: 10-14 71.4% Game: 12-18 66.7%
Deadball Rebounds: 3

UTSA 78 • 2-10

##	Player		Total FG-FGA	3-Ptr FG-FGA	FT-FTA	Rebounds Off	Def	Tot	PF	TP	A	TO	Blk	Stl	Min
25	ALLEN, Nick	f	3-6	1-1	2-3	2	3	5	2	9	2	4	2	1	30
15	O'BRIEN, Lucas	c	3-5	0-1	2-5	4	3	7	4	8	0	0	0	0	20
03	LITTLES, Gino	g	1-5	0-1	0-2	1	2	3	1	2	3	1	0	2	24
11	KARRER, Austin	g	1-2	0-1	0-0	0	1	1	1	2	0	0	0	1	14
14	BOWIE, Ryan	g	4-14	0-4	5-6	2	5	7	3	13	3	1	1	3	34
01	MATTHEWS, George		3-8	0-2	0-0	2	2	4	0	6	0	0	0	1	10
02	HARRIS, J.R.		7-12	2-4	3-4	0	1	1	2	19	0	1	0	0	26
10	WILSON, Christian		7-14	2-5	1-3	1	2	3	3	17	4	0	0	1	26
32	RINGHOLT, James		0-1	0-1	0-0	0	1	1	1	0	0	0	0	0	6
33	COCKRELL, A.J.		1-3	0-0	0-0	1	1	2	3	2	0	0	0	0	10
	Team					0	0	0							
	Totals		30-70	5-20	13-23	13	21	34	20	78	12	7	3	9	200

FG % 1st Half: 12-31 38.7% 2nd half: 18-39 46.2% Game: 30-70 42.9%
3FG % 1st Half: 2-10 20.0% 2nd half: 3-10 30.0% Game: 5-20 25.0%
FT % 1st Half: 6-12 50.0% 2nd half: 7-11 63.6% Game: 13-23 56.5%
Deadball Rebounds: 2,1

Officials: Brent Dugas, Jason Baker, Tyler Kumpf
Technical fouls: Utah Valley-None. UTSA-None.
Attendance: 1098

Score by periods	1st	2nd	Total
Utah Valley	39	44	**83**
UTSA	32	46	**78**

	In Paint	Off T/O	2nd Chance	Fast Break	Bench
UVU	30	9	4	5	24
UTSA	32	14	15	10	44

Last FG - UVU 2nd-00:48, UTSA 2nd-00:20.
Largest lead - UVU by 14 1st-12:12, UTSA by 1 1st-05:21.
UVU led for 38:56. UTSA led for 00:28. Game was tied for 00:36.

Score tied - 1 time.
Lead changed - 2 times.

Official Basketball Box Score -- Game Totals -- Final Statistics
Cal Poly vs UTSA
12/22/15 7 pm at San Antonio, Texas (Convocation Center)

Cal Poly 88 • 6-6

			Total	3-Ptr		Rebounds								
##	Player		FG-FGA	FG-FGA	FT-FTA	Off	Def	Tot	PF	TP	A	TO	Blk	Stl	Min
21	MEIKLE, Luke	f	4-14	0-3	4-4	2	3	5	3	12	0	0	1	0	20
00	NWABA, David	g	3-4	0-0	6-11	1	5	6	2	12	5	1	2	0	21
05	MORGAN, Reese	g	4-6	4-5	0-2	0	6	6	3	12	1	2	0	1	21
10	SHIPLEY, Ridge	g	1-8	1-5	3-4	2	3	5	2	6	4	0	0	1	25
11	SUTLIVE, Taylor	g	4-9	3-7	0-0	0	3	3	1	11	1	0	0	0	23
02	JOHN, Trevor		0-0	0-0	0-0	0	1	1	2	0	0	0	0	0	5
04	SHEAD, Jaylen		0-3	0-1	0-0	0	4	4	1	0	7	0	0	0	21
14	PATTERSON, Mark		0-0	0-0	0-0	0	0	0	0	0	0	0	0	0	1
15	MARTIN, Josh		6-9	0-1	0-0	3	3	6	1	12	2	1	0	1	14
23	RAVEN, Alec		0-0	0-0	0-0	0	0	0	0	0	0	0	0	0	1
25	AWICH, Joel		4-5	0-1	3-4	1	2	3	2	11	2	2	2	0	20
34	BENNETT, Brian		5-8	0-0	0-0	0	2	2	3	10	0	1	0	0	17
44	GORDON, Zach		1-2	0-0	0-1	2	2	4	4	2	1	0	0	0	11
	Team					1	0	1							
	Totals		32-68	8-23	16-26	12	34	46	24	88	23	7	5	3	200

							Deadball
FG %	1st Half: 20-34	58.8%	2nd half: 12-34	35.3%	Game: 32-68	47.1%	Rebounds
3FG %	1st Half: 5-11	45.5%	2nd half: 3-12	25.0%	Game: 8-23	34.8%	3
FT %	1st Half: 6-6	100.0	2nd half: 10-20	50.0%	Game: 16-26	61.5%	

UTSA 73 • 2-11

			Total	3-Ptr		Rebounds								
##	Player		FG-FGA	FG-FGA	FT-FTA	Off	Def	Tot	PF	TP	A	TO	Blk	Stl	Min
25	ALLEN, Nick	f	0-3	0-1	0-0	0	3	3	2	0	2	0	0	0	14
15	O'BRIEN, Lucas	c	4-9	0-2	2-2	0	1	1	2	10	0	1	1	0	31
03	LITTLES, Gino	g	3-7	2-2	1-1	1	1	2	1	9	1	1	0	0	28
11	KARRER, Austin	g	2-3	0-1	1-4	1	0	1	2	5	3	0	0	0	22
14	BOWIE, Ryan	g	9-16	3-8	2-2	1	13	14	3	23	3	2	0	1	35
00	SCRUGGS, Terrell		0-0	0-0	0-0	0	0	0	0	0	0	1	0	0	1
01	MATTHEWS, George		3-6	1-2	0-0	4	0	4	2	7	1	1	1	1	7
02	HARRIS, J.R.		0-7	0-4	3-4	2	3	5	3	3	0	0	0	0	16
10	WILSON, Christian		2-9	1-5	8-12	0	6	6	5	13	3	2	0	0	24
32	RINGHOLT, James		0-2	0-2	1-2	0	2	2	1	1	1	0	1	0	8
33	COCKRELL, A.J.		1-2	0-0	0-1	0	1	1	1	2	0	1	0	0	9
34	BILLINGSLEY, Nick		0-0	0-0	0-0	0	0	0	2	0	0	0	0	0	5
	Team					2	0	2							
	Totals		24-64	7-27	18-28	11	30	41	24	73	14	9	3	2	200

							Deadball
FG %	1st Half: 9-32	28.1%	2nd half: 15-32	46.9%	Game: 24-64	37.5%	Rebounds
3FG %	1st Half: 2-12	16.7%	2nd half: 5-15	33.3%	Game: 7-27	25.9%	5,1
FT %	1st Half: 6-11	54.5%	2nd half: 12-17	70.6%	Game: 18-28	64.3%	

Officials: Bret Smith, Kyle Ingram, Kerby Sitton
Technical fouls: Cal Poly-None. UTSA-None.
Attendance: 795

Score by periods	1st	2nd	Total
Cal Poly	51	37	**88**
UTSA	26	47	**73**

	In	Off	2nd	Fast	
Points	Paint	T/O	Chance	Break	Bench
CP	38	12	10	0	35
UTSA	26	12	10	2	26

Last FG - CP 2nd-01:49, UTSA 2nd-00:07.
Largest lead - CP by 31 2nd-13:09, UTSA by 2 1st-19:46.
CP led for 39:00. UTSA led for 00:46. Game was tied for 00:14.

Score tied - 0 times.
Lead changed - 3 times.