



LOUISIANA TECH

2021 C-USA WEST DIVISION CHAMPIONS /// 2021 NIT FINAL FOUR

GAMEDAY INFO

DATE/TIME: Saturday, Jan. 8 | 3 p.m. CT
LOCATION: UTSA Convocation Center (San Antonio, Texas)
SERIES HISTORY: LA Tech leads 14-6
LAST MEETING: Jan. 16, 2021 | Ruston, La.
LA Tech 82, UTSA 66

MEDIA: ESPN+
TALENT: Lincoln Rose (pxp), LaDarrin McLane (analyst)
RADIO: LA Tech Sports Network
TALENT: Malcolm Butler (pxp)
STATS: LATechSports.com

2021-22 SCHEDULE

Overall: 12-3 | C-USA: 3-0 | H: 9-0 | A: 3-2 | N: 0-1

NOVEMBER	MEDIA	W/L	SCORE
9 at #14 Alabama	SECN	L	64-93
12 JACKSON STATE	ESPN+	W	70-68
15 JARVIS CHRISTIAN	CUSA.tv	W	91-61
19 at Northwestern State [^]	NSU tv	W	83-64
24 ULM [^]	CUSA.tv	W	96-74
27 at NC State	ESPN+	L	81-90

DECEMBER

1 TEXAS SOUTHERN	ESPN+	W	87-60
4 at Santa Clara	WCCN	W	78-75
11 UL-LAFAYETTE	ESPNU	W	78-69
14 LSU-SHREVEPORT	CUSA.tv	W	84-70
18 vs. #19 LSU&	CBS SN	L	57-66
22 CROWLEY'S RIDGE	CUSA.tv	W	99-56
30 MARSHALL*	ESPN2/U	W	79-56

JANUARY

1 WKU*	CBS SN	W	74-73
6 at UTEP*	CBS SN	W	64-52
8 at UTSA*	ESPN+		3 p.m.
13 SOUTHERN MISS*	CBS SN		6 p.m.
16 at Southern Miss*	ESPN+		2 p.m.
22 UAB*	Stadium		3 p.m.
27 RICE*	ESPN+		6:30 p.m.
29 NORTH TEXAS*	Stadium		3 p.m.

FEBRUARY

3 at Florida Atlantic*	ESPN+		6 p.m.
5 at FIU*	ESPN+		6 p.m.
10 at Charlotte*	Stadium		6 p.m.
17 UTEP*	ESPN+		6:30 p.m.
19 UTSA*	ESPN+		4 p.m.
24 at Rice*	Stadium		7 p.m.
26 at North Texas*	Stadium		3 p.m.

MARCH

2 OLD DOMINION*	----		6 p.m.
5 at UAB*	Stadium		2 p.m.
8 C-USA TOURNAMENTS\$	----		----

All home games CAPS | All times CST and subject to change
* C-USA game

[^] Lanky Wells Classic presented by Dawghouse Sports Grill & Bossier City, La. (Brookshire Grocery Arena)

^{\$} Frisco, Texas (The Star)

GAME 16 MATCHUP



LOUISIANA TECH BULLDOGS (12-3, 3-0)

Head Coach: Eric Konkol
Record at LA Tech: 141-68 (7th year)
Career Record: Same
Record vs. UTSA: 6-4

AT



UTSA ROADRUNNERS (7-8, 0-2)

Head Coach: Steve Henson
Record at UTSA: 86-87 (6th year)
Career Record: Same
Record vs. LA Tech: 4-4

BULLDOG STORYLINES

- Louisiana Tech goes for a weekend sweep on Saturday when they face UTSA in San Antonio at 3 p.m. inside the Convocation Center. The Bulldogs are riding a four-game winning streak for the third time this season.
- LA Tech had a strong defensive showing in El Paso on Thursday, defeating UTEP by a score of 64-52. The 52 points was the fewest allowed by the Bulldogs this season. It was also the third time in the last four games they have held their opponent under 60.
- Cobe Williams**, the reigning C-USA Player of the Week, scored a team-high 17 points versus the Miners. The point guard is averaging 19.0 points through three conference games (averaged 7.4 points during non-conference). LA Tech is 15-2 all-time (won 12 straight) when Williams scores double-digit points.
- Kenneth Lofton, Jr.** recorded his eighth double-double of the season with 11 points and a career-high 18 rebounds at UTEP. The 18 rebounds are the most by a C-USA player in a single game this season and the most by a Bulldog since 2016 (Erik McCree). He is currently one of just six players in the country averaging at least 17 points and 10 rebounds per game.
- With the 64-52 win over UTEP, LA Tech improved to 12-3 on the season, its best start since they won 12 of the first 15 games in 2015-16. The Bulldogs also started 12-3 in 2012-13 and 2013-14.
- The Bulldogs aim to sweep the UTEP-UTSA road series, something they have done only twice in six tries (2015 and 2017).
- LA Tech has started Conference USA play 3-0 for the third time (out of nine seasons). The last time they won the first four C-USA games was their first season in the league in 2013-14 when they started 5-0.
- LA Tech was picked to finish second in the Conference USA preseason poll, receiving six first-place votes. The team return four starters off last year's team that won 24 games, a C-USA West Division title and reached the NIT Final Four.
- The Bulldogs have won 20+ games in eight of the last nine seasons (have won 22+ games seven times). They are currently one of only 21 teams in the country to win 20+ games at least eight times in the last nine seasons.
- Eric Konkol**, C-USA Coach of the Year and NABC District 11 Coach of the Year last season, has the fourth most wins by a head coach in program history with 141. He has won 20+ games five times, the most by any LA Tech head coach in school history and recently coached his 200th career game at LA Tech. This past summer, he received a contract extension through the 2025-26 season.
















@LATECHHOOPS



@LATECHHOOPS



LATECHMBB

0		KEASTON WILLIS • So. • G • 6-3 • 190 • Sulphur Springs, Texas <u>MIN</u> <u>PTS</u> <u>RBS</u> <u>ASTS</u> <u>FG%</u> <u>3FG%</u> <u>FT%</u> 26.8 10.9 4.0 1.6 36% 36% 73%	<ul style="list-style-type: none"> • Has scored 20+ points in 15 career games (including at UIW); twice at LA Tech • Became 7th Bulldog in program history to make 7 threes in a single game • Has made at least three 3-pointers in eight games this season • Second Team All-SLC, First Team NABC All-District selection at UIW as a sophomore • Made 122 three-pointers in two years at Incarnate Word
1		KENNY HUNTER • Fr. • F • 6-10 • 235 • Shreveport, La. <u>MIN</u> <u>PTS</u> <u>RBS</u> <u>BLKS</u> <u>FG%</u> <u>3FG%</u> <u>FT%</u> 13.4 5.1 3.6 0.7 71% ----- 69%	<ul style="list-style-type: none"> • Played a career-high 22 minutes vs. Marshall (12/30), recorded career-high 12 boards • Got his first career start as a Bulldog vs. LSU-Shreveport (12/14) • Leads the team in field goal percentage at 70.8 percent (34-of-48 shooting) • 33 of his 66 career rebounds have been offensive rebounds (24 off. rbs. this season) • Has a wing span of 7'4"
2		KENNETH LOFTON, JR. • Fr. • F • 6-7 • 275 • Port Arthur, Texas <u>MIN</u> <u>PTS</u> <u>RBS</u> <u>BLKS</u> <u>FG%</u> <u>3FG%</u> <u>FT%</u> 25.4 17.1 10.4 1.1 57% 9% 65%	<ul style="list-style-type: none"> • Is averaging 26.9 points and 16.5 rebounds per 40 minutes this season • First Bulldog since Erik McCree in 2016 to register four straight double-doubles • Has had two 30/10 games – 36 pts., 17 rbs. at NC State; 31 pts., 14 rbs at Santa Clara • Earned C-USA Freshman of the Year and Third Team All-Conference USA honors • Led Team USA to FIBA U19 World Cup gold medal, averaged team-high 13.1 ppg
3		AMORIE ARCHIBALD • Sr. • G • 6-3 • 185 • Deltona, Fla. <u>MIN</u> <u>PTS</u> <u>RBS</u> <u>ASTS</u> <u>FG%</u> <u>3FG%</u> <u>FT%</u> 29.7 13.1 3.7 2.6 44% 34% 92%	<ul style="list-style-type: none"> • Has played in 137 career games, making 121 starts • Has made 56 of his 61 free throw attempts (ranks 10th in the country in FT%) • Cracked top 10 list in career assists, threes made and threes attempted at LA Tech • Became 43rd member of 1,000-point club after scoring 14 at WKU (1/9) last season • Was an All-State quarterback in high school at Trinity Christian Academy
4		KALEB STEWART • Fr. • G • 6-3 • 180 • Atascocita, Texas <u>MIN</u> <u>PTS</u> <u>RBS</u> <u>ASTS</u> <u>FG%</u> <u>3FG%</u> <u>FT%</u> 14.4 5.3 0.6 1.0 50% 36% 100%	<ul style="list-style-type: none"> • Is shooting 55 percent from the field over last 10 games (23-of-42 shooting) • Posted a career-high 12 points on 5-of-7 shooting vs. LSU-Shreveport (12/14) • Scored 10 points on 4-of-5 shooting at NC State (11/27) • Ranked as 50th best PG in the country by Rivals (McDonald's All-American nominee) • As a senior, led Atascocita HS to ULL state semis for only second time in school history
5		TERRAN WILLIAMS • Fr. • G • 6-5 • 200 • Marianna, Ark. <u>MIN</u> <u>PTS</u> <u>RBS</u> <u>ASTS</u> <u>FG%</u> <u>3FG%</u> <u>FT%</u> 7.2 3.5 1.0 0.3 45% 33% 71%	<ul style="list-style-type: none"> • Registered 10 points and a career-high 7 rebounds vs. Crowley's Ridge (12/22) • Recorded a career-high 11 points on 4-of-5 shooting vs. Jarvis Christian (11/15) • Played 6 minutes in Bulldog debut at #14 Alabama (11/9), scored first career point • Rated No. 1 player in the state of Arkansas by Arkansas Basketball Recruiting • As a senior, led Marianna Lee HS to Arkansas 2A state title, program's first in 38 years
10		BEN PONDER • Fr. • G • 6-3 • 195 • Shreveport, La. <u>MIN</u> <u>PTS</u> <u>RBS</u> <u>ASTS</u> <u>FG%</u> <u>3FG%</u> <u>FT%</u> 2.6 0.8 0.0 0.0 33% 0% -----	<ul style="list-style-type: none"> • Tallied four points vs. Crowley's Ridge (12/22), first career points as a Bulldog • Made Bulldog debut at #14 Alabama, played two minutes • Two-time All-District selection for Calvary Baptist, led team to state runner-up twice • State champion in 200IM in swimming as a sophomore • Walk-on
11		LADAMIEN BRADFORD • Fr. • G • 6-5 • 215 • Jonesboro, La. <u>MIN</u> <u>PTS</u> <u>RBS</u> <u>ASTS</u> <u>FG%</u> <u>3FG%</u> <u>FT%</u> 15.8 3.9 2.9 1.5 50% 29% 62%	<ul style="list-style-type: none"> • Has made 20 of his last 33 field goal attempts over the last 11 games (61%) • Scored a career-high 8 points vs. Texas Southern (12/1) to go along with 4 rebounds • Played 17 minutes in Bulldog debut at #14 Alabama, tallied career-high 4 rebounds • Saw action in 14 games, including two starts, as a freshman at Texas A&M • Ranked No. 51 shooting guard nationally by ESPN out of Jonesboro-Hodge HS
13		STACEY THOMAS • Jr. • F • 6-8 • 225 • Houston, Texas <u>MIN</u> <u>PTS</u> <u>RBS</u> <u>BLKS</u> <u>FG%</u> <u>3FG%</u> <u>FT%</u> 8.5 3.0 2.5 0.5 100% ----- 0%	<ul style="list-style-type: none"> • Played 14 minutes vs. CRC (12/22), recording six points and five rebounds • After missing first 11 games of season due to shoulder injury, returned on Dec. 22 • Has played in 61 career games, including 21 appearances last season • Made ESPN's Sportscenters Top 10 plays last season at Southern Miss (1/28) • Was a star tennis player in the Houston National Tennis League
14		WILL ALLEN • Fr. • F • 6-7 • 210 • New Orleans, La. <u>MIN</u> <u>PTS</u> <u>RBS</u> <u>BLKS</u> <u>FG%</u> <u>3FG%</u> <u>FT%</u> -----	<ul style="list-style-type: none"> • Out for the season with a shoulder injury • Rated 6th best player in Louisiana by PrepHoops • Named LSWA Class 5A Most Outstanding Player and LABC 5A Player of the Year • Averaged 23.8 points, 15.1 rebounds and 3.9 blocks per game for the Bruins • Recorded a double-double in all 28 games as a senior
21		EXAVIAN CHRISTON • Sr. • G • 6-4 • 200 • Hot Springs, Ark. <u>MIN</u> <u>PTS</u> <u>RBS</u> <u>ASTS</u> <u>FG%</u> <u>3FG%</u> <u>FT%</u> 24.1 4.1 2.4 1.5 34% 34% 83%	<ul style="list-style-type: none"> • Has played in 103 career games as a Bulldog, second most on the team • Has made 12 of his last 26 three-point attempts (46%) over last 11 games • Scored a season-high 11 points against No. 19 LSU (12/18) • Returned to action on Nov. 12, 2019 after missing full year due to medical issue • Four-time Team Captain
22		ISAIAH CRAWFORD • So. • F • 6-6 • 220 • Fort Worth, Texas <u>MIN</u> <u>PTS</u> <u>RBS</u> <u>ASTS</u> <u>FG%</u> <u>3FG%</u> <u>FT%</u> 21.7 11.3 4.7 1.7 52% 20% 71%	<ul style="list-style-type: none"> • Out for the season with knee injury suffered in game versus Jarvis Christian (11/15) • Tallied 15 points and 7 rebounds (career-high 4 offensive) at #14 Alabama • Earned Third Team All-Conference USA honors last season • Played in all 32 games last season after recovering from knee injury suffered on 1/11/20 • Has a 7'1" wing span and a 8'8" standing reach
23		DAVID GREEN • Fr. • F • 6-7 • 215 • Apopka, Fla. <u>MIN</u> <u>PTS</u> <u>RBS</u> <u>BLKS</u> <u>FG%</u> <u>3FG%</u> <u>FT%</u> 14.5 6.0 3.0 0.2 43% 34% 57%	<ul style="list-style-type: none"> • Has played 20+ minutes in four of the last nine games • Registered a career-high 21 points on 6-of-7 shooting vs. LSU-Shreveport (12/14) • Played 17 minutes in Bulldog debut at #14 Alabama, recorded 5 points and 2 boards • Saw action in 18 games, including eight starts, for Hofstra as a freshman • Named First Team Class 7A All-State and Orlando Sentinel Area Player of the Year
24		COBE WILLIAMS • So. • G • 6-0 • 180 • Dallas, Texas <u>MIN</u> <u>PTS</u> <u>RBS</u> <u>ASTS</u> <u>FG%</u> <u>3FG%</u> <u>FT%</u> 28.1 9.7 3.3 3.5 42% 24% 80%	<ul style="list-style-type: none"> • Scored a career-high 22 points on 9-of-16 shooting vs. Marshall (12/30) • Scored 20 points and had a season-high 7 boards versus ULL (12/11) • Recorded a career-high 8 assists at NSU (11/19) and versus TSU (12/1) • Named to 2020-21 Conference USA All-Defensive Team • Named after Kobe Bryant (wears No. 24 in honor of him as well)

NUMERICAL ROSTER

#	Name	Pos.	Ht.	Wt.	Cl.	Exp.	Hometown (Last School)
0	Keaston Willis	G	6-3	190	So.	3rd Year	Sulphur Springs, Texas (Incarnate Word)
1	Kenny Hunter	F	6-10	235	Fr.	2nd Year	Shreveport, La. (Huntington HS)
2	Kenneth Lofton, Jr.	F	6-7	275	Fr.	2nd Year	Port Arthur, Texas (Port Arthur Memorial HS)
3	Amorie Archibald	G	6-3	185	Sr.	5th Year	Deltona, Fla. (Trinity Christian Academy)
4	Kaleb Stewart	G	6-3	180	Fr.	1st Year	Atascocita, Texas (Atascocita HS)
5	Terran Williams	G	6-5	200	Fr.	1st Year	Marianna, Ark. (Marianna Lee HS)
10	Ben Ponder	G	6-3	195	Fr.	1st Year	Shreveport, La. (Calvary Baptist Academy)
11	LaDamien Bradford	G	6-5	215	Fr.	2nd Year	Jonesboro, La. (Texas A&M)
13	Stacey Thomas	F	6-8	225	Jr.	4th Year	Houston, Texas (Fortbend Christian)
14	Will Allen	F	6-7	210	Fr.	1st Year	New Orleans, La. (Bonnabel HS)
21	Exavian Christon	G	6-4	200	Sr.	4th Year	Hot Springs, Ark. (Hot Springs HS)
22	Isaiah Crawford	F	6-6	220	So.	3rd Year	Fort Worth, Texas (North Crowley HS)
23	David Green	F	6-7	215	Fr.	2nd Year	Apopka, Fla. (Hofstra)
24	Cobe Williams	G	6-0	180	So.	3rd Year	Dallas, Texas (Kimball HS)

BY LOCATION

ARKANSAS (2)
Exavian Christon
Terran Williams
FLORIDA (2)
Amorie Archibald
David Green
LOUISIANA (4)
Will Allen
LaDamien Bradford
Kenny Hunter
Ben Ponder
TEXAS (6)
Isaiah Crawford
Kenneth Lofton, Jr.
Kaleb Stewart
Stacey Thomas
Cobe Williams
Keaston Willis

COACHING & SUPPORT STAFF

Title	Name	Experience	Alma Mater
Head Coach	Eric Konkol	7th Year	Wisconsin at Eau Claire, '00
Assistant Coach	Duffy Conroy	7th Year	St. Ambrose (Iowa), '00
Assistant Coach	Desmond Haymon	3rd Year	Stephen F. Austin, '14
Assistant Coach	Josten Crow	1st Year	Sam Houston State, '10
Director of Operations	Josh Wolfe	3rd Year	Hope College, '04
Graduate Manager	Rico Sylvester	1st Year	Missouri, '21
Graduate Manager	Kyle Smith	1st Year	Stephen F. Austin, '21
Graduate Manager	Zach Schonfarber	1st Year	Louisiana Tech, '20
Sports Performance Director	Blake Talos	5th Year	Purdue, '14
Assistant A.D./Communications	Kane McGuire	10th Year	Louisiana Tech, '06
Academic Advisor	Ryan Amodei	1st Year	Temple, '18
Athletic Trainer	TJ Thurmond, Jr.	2nd Year	Iowa State, '18

BY CLASS

SENIORS (2)
Amorie Archibald
Exavian Christon
JUNIORS (1)
Stacey Thomas

SOPHOMORES (3)

Isaiah Crawford
Cobe Williams
Keaston Willis

FRESHMEN (8)

Will Allen
LaDamien Bradford
David Green
Kenny Hunter
Kenneth Lofton, Jr.
Ben Ponder
Kaleb Stewart
Terran Williams

BY NAME


Eric Konkol (Kahn-kul)
Exavian Christon (Kris-chun)
Amorie (Uh-mahr-EE) Archibald



Eric Konkol
Head Coach



Duffy Conroy
Assistant Coach



Josten Crow
Assistant Coach



Desmond Haymon
Assistant Coach




Josh Wolfe
Director of Operations



Rico Sylvester
Graduate Manager



Kyle Smith
Graduate Manager



Zach Schonfarber
Graduate Manager



Blake Talos
Director of Sports Performance



TJ Thurmond, Jr.
Athletic Trainer



Ryan Amodei
Associate Director/
Student-Athlete
Success Services



Kane McGuire
Assistant A.D./
Communications

ERIC KONKOL

HEAD COACH | 7TH SEASON

Konkol enters his seventh season at the helm of the Bulldogs, guiding LA Tech to a 24-8 overall record, a Conference USA West Division title and a trip to the NIT Final Four in 2020-21. As a result, he garnered numerous awards including C-USA Coach of the Year and NABC District 11 Coach of the Year.

The Bulldogs won 12 of their final 14 regular season games and received an at-large berth to play in the NIT for the first time since 2015 and became just the second team in program history to make the Final Four. The 'Dogs upset Ole Miss in the first round, defeated league foe WKU in the quarterfinals and won a 76-74 thriller over No. 1 overall seed Colorado State in the Final Four consolation game.

Konkol and his staff produced the highest-rated defense in C-USA, ranking 39th in the country in adjusted defensive efficiency. The team also ranked No. 1 in the league and top 30 in the country in field goal percentage defense and 3-point field goal percentage defense.

It marked the program's 27th 20+ win season and the eighth in the last nine seasons (five under Konkol which is the most of any LA Tech head coach all time.) His 129 total wins as head coach ranks fourth in program history. The Bulldogs were stellar at home yet again as well, going 15-1 for a third straight season.

Despite the shortened 2019-20 season, Konkol was named the LSWA Louisiana Coach of the Year and the LABC Louisiana Major College Coach of the Year after guiding LA Tech to a 22-8 overall record. The 22 wins was the most victories of any C-USA team and of any Louisiana Division I team. The Bulldogs also recorded a 13-5 league record, finishing in a tie for second place.

The 'Dogs, who had the highest NET ranking and highest KenPom ranking of any C-USA squad, had several marquee wins. The biggest one in non-conference came against Mississippi State in Starkville as the 74-67 victory ended their SEC-leading 26-game non-conference winning streak. There was also the 76-73 victory at home over Old Dominion which marked career win No. 100 for Konkol, becoming the sixth head coach in program history to reach this milestone.

In 2018-19, leading them to a 20-win season with eight of those victories coming against teams who also produced 20-win seasons, the most in a single season in program history. One of those came in the season opener at Wichita State as the Bulldogs shocked the Shockers, handing them only their fourth loss in their last 76 games at home.

Konkol's third season in 2017-18 produced a winning season and was highlighted by winning the 10th annual Cancun Challenge championship in Mexico as well as the inaugural New Orleans Shootout. He also picked up career win No. 50 along the way. It took him only 70 games to reach that milestone which was the fastest by a LA Tech head coach in program history.

His first two seasons he helped produce back-to-back 23-win seasons which was the most by a LA Tech head coach through his first two years at the helm. Despite being the second youngest team in the league, despite being picked seventh in the preseason poll and despite losing two seniors to season-ending injuries, LA Tech overcame all of that to finish second in C-USA in 2016-17.

In 2015-16, the 23 victories for Konkol was the most in program history by a first-year head coach. As a result, he was named a finalist for the 2016 Joe B. Hall Award which is presented annually to the top first-year coach in Division I college basketball.

Six Bulldogs have received all-conference honors under Konkol, including Kenneth Lofton, Jr. and Isaiah Crawford who were both Third Team All-Conference USA selections last season. DaQuan Bracey was a First Team All-Conference USA selection in 2020, Erik McCree and Jacobi Boykins were both two-time selections and Alex Hamilton was the 2016 C-USA Player of the Year.



COACHING RECORDS

LA Tech	Overall	Conference
2021-22 >>	12-3	3-0
2020-21 >>	24-8	12-4
2019-20 >>	22-8	13-5
2018-19 >>	20-13	9-9
2017-18 >>	17-16	7-11
2016-17 >>	23-10	14-4
2015-16 >>	23-10	12-6
TOTAL >>	141-68	70-39

COACHING TIMELINE

2015-pres. >>	LA Tech Head Coach
2011-15 >>	Miami (Fla.) Asst. Coach
2007-11 >>	George Mason Asst. Coach
2005-07 >>	Hopkins HS (Minn.) Asst. Coach
2002-05 >>	George Mason Asst. Coach

COACHING ACCOLADES

2020-21	Conference USA Coach of the Year
	NABC District 11 Coach of the Year
	LSWA Louisiana Coach of the Year
	LABC Louisiana Major College Coach of the Year
2019-20	Jim Phelan National Coach of the Year finalist
	LSWA Louisiana Coach of the Year
	LABC Louisiana Major College Coach of the Year

PERSONAL INFO

Born: Nov. 24, 1976
Hometown: Amherst, Wis.
Alma Mater: Wisconsin at Eau Claire (2000)
Wife: Meagan
Children: Ethan and Ryan



— THOMAS ASSEMBLY CENTER —

THE TAC FACTS

Full Name: Samuel M. Thomas Assembly Center
Nickname: The TAC
Year opened: 1982
Cost: \$17.5 million
Capacity: 8,000
Floor: Karl Malone Court (installed 2007)
Largest Crowd: 8,825 (Jan. 14, 1984 vs. ULM)
First Game: Dec. 4, 1982 vs. Louisiana-Lafayette
Longest Home Winning Streak: 40 (1982-85)
Undefeated Home Seasons: 7 (last in 2014-15)

145-12

Home record since February of 2012 (.924)
 (5th highest winning percentage in the nation during that span
 behind only South Dakota State, Kansas, Gonzaga and Belmont)

421-104

All-time record (.802)
 (Win No. 400 in the TAC took place on Dec. 3, 2020)

194-20

All-time non-conference record (.907)
 (91-4 since the 2008-09 season; have won 28 in a row)

65-8

All-time C-USA record (.890)
 (highest winning percentage of any C-USA team since joining
 league in 2013-14)

54-3

Home record since 2018-19 season (.947)
 (7th highest winning percentage in the country during that span)

TAC Yearly Records

Year	Non-Conf. Record	Conf. Record	Overall Record	Average Attn.	
1982-83	6-1	6-0	12-1	3,605	
1983-84	8-0	6-0	14-0	3,663	
1984-85	8-0	6-0	14-0	5,009	
1985-86	6-1	4-2	10-3	3,176	
1986-87	7-1	5-0	12-1	3,269	Southland
1987-88	7-0	5-0	12-0	2,528	
1988-89	6-0	4-1	10-1	3,224	
1989-90	5-0	5-0	10-0	4,006	
1990-91	4-0	5-1	9-1	2,781	ASC
1991-92	5-1	8-0	13-1	2,781	
1992-93	1-1	2-7	3-8	3,352	
1993-94	2-1	0-9	2-10	2,096	
1994-95	3-0	6-3	9-3	1,243	
1995-96	3-0	4-5	7-5	2,816	
1996-97	1-2	6-3	7-5	2,000	
1997-98	2-2	7-2	9-4	1,795	
1998-99	2-0	7-0	9-0	1,852	
1999-00	3-0	7-1	10-1	1,810	
2000-01	4-0	5-3	9-3	2,235	Sun Belt
2001-02	6-0	7-2	13-2	1,903	
2002-03	3-1	6-3	9-4	2,896	
2003-04	4-0	4-5	8-5	2,191	
2004-05	2-0	6-3	8-3	2,323	
2005-06	4-0	6-2	10-2	2,788	
2006-07	1-2	6-2	7-4	2,233	
2007-08	2-3	3-5	5-8	1,316	
2008-09	4-0	4-4	8-4	2,227	
2009-10	6-0	6-2	12-2	2,438	
2010-11	6-0	2-6	8-6	2,168	
2011-12	8-0	3-4	11-4	3,165	
2012-13	5-0	9-0	14-0	3,531	WAC
2013-14	6-1	8-0	14-1	4,186	
2014-15	8-0	9-0	17-0	4,243	
2015-16	8-0	8-1	16-1	3,856	
2016-17	7-1	8-1	15-2	2,942	
2017-18	5-2	6-3	11-5	3,448	
2018-19	7-0	8-1	15-1	2,564	
2019-20	7-0	8-1	15-1	2,639	
2020-21	7-0	8-1	15-1	1,200	
2021-22	7-0	2-0	9-0	2,312	C-USA

KENNETH "JUNIOR" LOFTON, JR.

FRESHMAN / FORWARD
6-7 / 275 / PORT ARTHUR, TEXAS
PORT ARTHUR MEMORIAL HS

"He's a phenomenal player, a phenomenal talent and a legitimate NBA prospect."

LSU HC WILL WADE

"He is a monster and a matchup problem. I have a lot of respect for his game."

MEMPHIS HC PENNY HARDAWAY

"He is a terrific, unique player and a load inside."

COLORADO STATE HC NIKO MEDVED

"He is a baller!"

ESPN'S FRAN FRASCHILLA

"Junior is tough."

ALABAMA HC NATE OATS

"One of the best posts in the country. When they throw him the basketball, it puts so much pressure on your defense."

NC STATE HC KEVIN KEATTS

**C-USA FRESHMAN OF THE YEAR
THIRD TEAM ALL-CONFERENCE USA
C-USA ALL-FRESHMAN TEAM
NIT ALL-TOURNAMENT TEAM
TEAM USA U19 GOLD MEDALIST
NAISMITH TROPHY WATCH LIST
KARL MALONE AWARD WATCH LIST
PRESEASON ALL-CONFERENCE USA**

"He is a big, strong kid. When he gets to his spot, he is hard to move. He has his way when he gets the ball in the paint."

UAB HC ANDY KENNEDY

"I give that big man a lot of credit. He dominated the game against us."

OLE MISS HC KERMIT DAVIS

"He has great energy, is highly competitive and is a great teammate. He really became our go-to guy down the stretch and was great in the championship game."

**TCU HC AND TEAM USA U19 HC
JAMIE DIXON**

"When we need a bucket, we know who we are going to. He's a beast!"

TEAM USA U19 TEAMMATE CHET HOLMGREN

BUILT DIFFERENT



QUICK FACTS

UNIVERSITY

Location	Ruston, Louisiana
Founded	1894
Enrollment	11,173 (as of Fall 2021)
Nickname	Bulldogs
School Colors	Red and Blue
Conference.....	C-USA
President.....	Dr. Les Guice
Athletic Director.....	Dr. Eric A. Wood
SWA	Mary Kay Hungate
Faculty Athletic Rep.....	Dr. Donna Thomas
Athletics Website.....	LATechSports.com
Basketball Office Phone	(318) 257-5196
Ticket Office Phone.....	(318) 257-3631

TEAM

2020-21 Record	24-8
2020-21 C-USA Record	12-4 (1st West)
Letterwinners R/L	7/6
Starters R/L.....	4/1
Newcomers.....	7

HISTORY

All-Time Record	1,416-1,045
First Year of Basketball	1926 (94 seasons)
NCAA Tournament Appearances (D1)	5
Last NCAA Appearance	1991
.....	1st Round vs. Wake Forest
Last Postseason Appearance.....	2021
.....	NIT Final Four vs. Colorado State
All-Time C-USA Record	95-45 (8 seasons)
C-USA Tournament Appearances	8
C-USA Tournament Record	7-7
C-USA Regular Season Championships	3

COMMUNICATIONS

Asst. A.D./Communications (MBB)	Kane McGuire
Cell Phone	(318) 548-2161
Office Phone.....	(318) 257-5314
Email.....	kmcguire@latech.edu
Mailing Address	PO Box 3046, Ruston, LA 71272

RADIO

Network	LA Tech Sports Network
General Manager.....	Gary Northen
Office Phone.....	(318) 257-5331
Play-by-play.....	Malcolm Butler
Analyst.....	Jack Thigpen



WE ARE LOUISIANA TECH

We are excited you are covering Louisiana Tech Men's Basketball this season. In doing so, we ask that you please refer to us by our correct name and abbreviation.

Thanks and go Bulldogs!

CORRECT >> Louisiana Tech, LA Tech, , Tech, Bulldogs or 'Dogs

INCORRECT >> LT, LTU, La Tech or La. Tech

WHAT THEY ARE SAYING ABOUT JUNIOR

SPORTS ILLUSTRATED

Reason No. 40 on why to be excited about the college basketball season

"America's most lovable big man returns for Year 2 at Louisiana Tech after leading the Bulldogs deep into the NIT as a freshman and starring for Team USA at the FIBA U19 World Cup this summer. Lofton should explode in his sophomore year."

THE ATHLETIC

Ranked as the 12th most intriguing player in college basketball

"Meet Kenneth Lofton, Jr., the 6-7, 275-pounder who, at some point this season, may need no introduction at all. His personality is as robust as his physique. He could be a breakout character, and more than just a niche star."

Ranked as the 19th best big man in college basketball

"After a relatively modest start to the season, the freshman forward rather quickly morphed into a dominant player on the post. Lofton will be excellent for Louisiana Tech again, and even more of a nightmare for opposing defenders. Lofton is a true post big. He'll be one of the most productive big men in college hoops."

CBS SPORTS

Ranked as the 54th best college basketball player

"Few players boosted their stock in the past five months like the big fella down in Ruston. Lofton was a difference-maker for Team USA's U19 squad. C-USA's best freshman can turn into C-USA's best player. Hoops diehards already know all about this bulky baller."

One of 15 players who will become stars in 2021-22 -- Jon Rothstein

"Jamie Dixon regularly featured the 6-7 Lofton down the stretch for USA Basketball and that should tell you all you need to know about Lofton's potential. Broad shouldered and deceptively skilled, the forward uses angles well around the rim and knows how to score."

ESPN

One team to keep your eye on for 2021-22 season -- Myron Medcalf

"I'll take Louisiana Tech. I really like the growth of Kenneth Lofton, Jr., who scored 16 points in the U19 FIBA World Championship title game. It was an extension of the success we saw with the 6-foot-7, 275-pound big man late in the season. He's on a fascinating path."

MAKING THE MADNESS

Predicted as Conference USA Player of the Year

"Lofton might be the most physical player in college basketball. Louisiana Tech's star forward searches for contact down low and can finish against much bigger defenders, as showcased in the FIBA U19 Tournament against France's 7-foot-3 Victor Wembanyama and Canada's 7-foot-4 Zach Edey. He is just scratching the surface of his potential."

FROM INVITEE TO SUPERSTAR

A timeline of Kenneth Lofton, Jr.'s meteoric rise over the summer with the Team USA U19 squad.

May 15

Kenneth Lofton, Jr. was one of 27 players selected to attend the USA Basketball U19 training camp in Fort Worth, Texas.

June 22

Kenneth Lofton, Jr. was named one of 17 finalists for the 2021 USA U19 World Cup Team. The decision came following four practice sessions over two days at TCU.

June 25

After going through a six-day training camp, Junior was selected to the 12-member USA Basketball U19 Team. The team featured six players who completed their first collegiate season and six players from the high school class of 2021.

July 6

Junior and Team USA go a perfect 3-0 in Group D with decisive victories over Turkey, Mali and Australia. he averaged 11.7 points (second most on the squad) while shooting 60 percent from the field. He also averaged 4.7 boards per game over the course of the three wins.

July 10

Junior and Team USA advanced to the championship after defeating previously unbeaten Canada, 92-86, in the semifinals. Junior led the USA in scoring with 16 points to go along with seven rebounds.

July 11

The Everyman turned into Superman in the finals against France. And the world was watching. Junior recorded a team-high 16 points (15 in the second half) to propel Team USA to an 83-81 victory over France to claim the gold medal.

His biggest bucket came with 2:10 to go as the USA pushed its lead out to 81-76. His biggest defensive play came on the next possession as he picked the pocket of France's point guard on the perimeter, which led to a fastbreak dunk. And his biggest rebound came at the very end as he outthrustled everyone for the offensive board to not allow France to have a potential game-winning shot, securing the two-point victory and the gold.

THE REAL MVP

FIBA U19 World Cup teammate Chet Holmgren, the No. 1 high school recruit and now Gonzaga Bulldog, won MVP honors for the tournament. But, the center took to Instagram following the championship game and called Kenneth Lofton, Jr. "the real MVP"

Who was the leading scorer for Team USA? Which American had the best field goal percentage? Who was the group's second-leading rebounder and the player with the third-best plus-minus rating? The one who did all of this with people like Holmgren and Jaden Ivey on the roster?

That would be Kenneth Lofton, Jr.

Junior ended up leading Team USA in scoring with an average of 13.1 points per game. He scored 14+ points in five of the seven games (rest of Team USA scored 14+ points nine times combined).

He also led Team USA and all of the 2021 FIBA U19 World Cup in field goal percentage at 64.9 percent. It was the highest by a USA U19 player since 2013 and the third highest ever (min. 50 attempts).

He became just the third USA U19 player (and the first since 1987) to average at least 13 points, five rebounds and shoot 60 percent from the field in a World Cup.

LOFTON, BULLDOGS IN THE NIT

Kenneth Lofton, Jr. was one of five players selected to the NIT All-Tournament Team (just the second Bulldog in program history to earn this honor).

In the four games against Ole Miss, WKU, Mississippi State and Colorado State, the forward averaged 20.0 points and 9.3 rebounds per game while shooting 58.9 percent from the field. He went off for a career-high 27 points against the No. 1 overall seed CSU in the Final Four consolation game, scoring the game-winner with less than a second left to win 76-74.

It was just the second time in school history that LA Tech advanced to the NIT Final Four (other time came in 1986).

First Round	vs. Ole Miss	W, 70-61
Quarterfinals	vs. WKU	W, 72-65
Semifinals	vs. Mississippi State	L, 62-84
Consolation	vs. Colorado State	W, 76-74

LOFTON NAMED TO WATCH LISTS

One day before the 2021-22 season tipped off, Kenneth Lofton Jr. was named to the 2022 Jersey Mike's Naismith Trophy Preseason Watch List. The Bulldog forward was one of 50 players (and the only one from Conference USA) selected to the watch list for the Naismith Trophy, an annual award presented to college basketball's most outstanding player.

Lofton, Jr. was also one of 20 members named to the watch list for the 2022 Karl Malone Power Forward of the Year award.

Named after two-time NBA MVP and Louisiana Tech legend Karl Malone, the annual honor in its eighth year recognizes the top power forwards in Division I men's basketball.

LOFTON VS. THE POWER 5

Kenneth Lofton, Jr. has played five career games against Power 5 opponents, and he has more than held his own.

Against LSU, Ole Miss, Mississippi State, Alabama and NC State, Junior is averaging 20.0 points and 10.3 rebounds per game while shooting 61.3 percent from the field.

at LSU	17 points/12 rebounds
vs. Ole Miss	22 points/7 rebounds
vs. Mississippi State	20 points/10 rebounds
at Alabama	12 points/9 rebounds
at NC State	36 points/17 rebounds
vs. LSU	13 points/7 rebounds

C-USA WEST DIVISION CHAMPS

After starting conference play losing two of its first three, LA Tech won 11 of its last 13 to finish with a 12-4 C-USA record.

Going into the final weekend, the Bulldogs did not have any league games remaining and needed North Texas to lose at least one game to UAB to claim the C-USA West Division title.

That happened in game one, giving LA Tech its third C-USA title (won regular season title in 2014 and 2015).

RETURN OF THE VETERANS

Four-year seniors Amorie Archibald and Exavian Christon both decided to take advantage of an extra COVID year and return for a fifth season with the Bulldogs.

The two veterans have a combined 210 college games of experience and are projected to be mainstays in the starting lineup this season.

BULLDOGS IN THE RANKINGS

The Bulldogs rank high in several statistical categories in the league and in the country (as of Jan. 6).

Team	Stat	C-USA	NCAA
Assist/TO Ratio	1.28	1	56
Assists per game	15.1	4	86
Field goal %	46.4	4	79
FTs made	213	1	33
FTs attempted	289	1	39
3-pt. FGs made	124	4	66
3-pt. FG attempts	388	2	30
Def. rebs. per game	28.20	4	48
Fouls per game	14.2	3	33
Scoring offense	79.0	2	41
Scoring margin	10.5	3	76
Total assists	226	1	43
Turnover margin	2.5	5	70
Turnovers per game	11.8	4	75

Player	Stat	C-USA	NCAA
Kenneth Lofton, Jr.			
Points per game	17.1	3	93
Double-doubles	8	1	10
FG percentage	57.4	1	39
FT attempts	80	2	29
Def. Rebounds PG	6.57	3	34
Off. Rebounds PG	3.86	1	6
Rebounds per game	10.4	1	11
Total rebounds	146	1	9
Total FGs made	93	2	40

Amorie Archibald			
FT percentage	91.8	1	10
Free throws made	56	3	52

Keaston Willis			
3-Pt. FG attempts	106	1	31
Total 3-pt. FGs made	38	2	54

BULLDOG TRENDS

Kenneth Lofton, Jr. has scored in double-figures in 29 of his last 32 games. The 22 points, 11 rebounds versus WKU marked his seventh career 20/10 game.

Amorie Archibald has started in 71 straight games (dating back to Nov. 30, 2019 versus Samford).


EFFICIENT FROM TWO

According to KenPom, LA Tech ranks 28th in the country in two-point shooting percentage. The Bulldogs are shooting 57.0 percent from two this season, which is their best in the three-point era (second best 53.9 percent in 1986-87).

HEART OF A BULLDOG

Fifth-year senior and four-time team captain Exavian Christon played in his 100th career game on Dec. 22 versus Crowley's Ridge. Pretty remarkable considering there was stroung doubt he would never make it past 40 games.

Read "Heart of a Bulldog (Exavian Christon's Comeback Story)" here.



COMEBACK FOR THE AGES

On New Year's Day against WKU, LA Tech found itself down double-digits at home for the first time in two years. The Bulldogs ended up pulling off a win, overcoming the 17-point deficit to win, 74-73 (led for only 26 seconds).

It tied for the largest come-from-behind victory in Thomas Assembly Center history and the second largest comeback in almost 50 years.

Largest comebacks since 1973

22	at Centenary (12/12/09)	W, 102-96 ^{2OT}
17	WKU (1/1/22)	W, 74-73
17	Arkansas State (1/27/90)	W, 77-76
17	Mercer (12/5/73)	W, 90-87 ^{OT}

BACK-TO-BACK C-USA POW

On Nov. 27 in Raleigh, North Carolina, Kenneth Lofton, Jr. shined bright.

The power forward showed just as powerful he is, recording a career-high 36 points (14-of-19 shooting) and 17 rebounds in the matchup with NC State in route to being named Conference USA Player of the Week.

He backed that up with another big-time performance at Santa Clara a week later, going for 31 points and 14 rebounds in the 78-75 victory. As a result, he was named C-USA Player of the Week for a second straight time.

He is one of only two players in Division I this season to record a 35-point, 15-rebound performance and the first Bulldog to do so since Karl Malone in 1982. His 36 points was also the second most scored by a Bulldog over the last 20 years.

LOFTON FOUL COUNTER

Opponents have come to find out that the only way to stop Kenneth Lofton, Jr. when he gets the ball in the paint is to foul him.

Junior was fouled a team-high 119 times last season. Through 14 games played this season, he has totaled 74 fouls drawn (average of 5.3 per game). He set a new career-high against WKU with 11 fouls drawn.

According to KenPom, he ranks 16th in the country in fouls drawn per 40 minutes (6.9).

BIG OFFENSIVE OUTPUTS

LA Tech did something that had not been done since 1972 and that is score at least 78 points in eight straight games (Nov. 15 -- Dec. 14).

Over their last 13 games, the Bulldogs have scored at least 78 points 10 times and have scored 40+ points in 17 of their last 26 halves.

RAINING THREES FOR KEASTON

Keaston Willis has been making it rain this season from three, especially in the game versus ULM when he tied his career-mark with seven made triples. It was the most made threes by a C-USA player this season and the most by a Bulldog since Jacobi Boykins in 2016.

His 38 made three-pointers currently lead the Bulldogs and is tied for the second most of any Conference USA player (has made at least three triples in eight of 15 games this season).

Including his two years at UIW, he has made 160 threes and has made at least one three in 61 of his 66 career games played in.

ON THE RISE IN THE NET

After the Bulldogs victory over the Miners in El Paso, they shot up to 70 in the NET rankings, their highest of the season.

When the first NET rankings came out on Dec. 5, LA Tech was ranked 96th. They finished at 71 in last season's NET rankings.

HOME WINNING STREAKS

With the domination at home have come plenty of home winning streaks.

Over the last nine years, the squad has had seven separate home winning streaks of at least 10 victories. Their current 17-game home winning streak is tied for the 8th longest in the country currently and the longest active streak of any Conference USA team.

17 straight	Jan. 15, 2021 -- active
13 straight	Jan. 30, 2020 -- Jan. 1, 2021
15 straight	Nov. 11, 2018 -- Feb. 23, 2019
11 straight	Jan. 19, 2017 -- Dec. 2, 2017
13 straight	Jan. 9, 2016 -- Dec. 13, 2016
39 straight	Dec. 7, 2013 -- Jan. 2, 2016
19 straight	Feb. 16, 2012 -- Nov. 13, 2013

The Bulldogs also have a home winning streak of 28 against non-conference opponents. Since the TAC opened in 1982, this is the sixth time the team has put together such a streak of 20 or more.

28 straight	Nov. 11, 2018 -- active
27 straight	Dec. 7, 2013 -- Dec. 13, 2016
30 straight	Dec. 6, 2008 -- Nov. 13, 2013
20 straight	Dec. 6, 1997 -- Dec. 21, 2002
27 straight	Dec. 5, 1985 -- Nov. 30, 1991
21 straight	Dec. 6, 1982 -- March 9, 1985

WE DO WELL IN WHITE

The Bulldogs currently have four different colored uniforms (white, blue, columbia blue and red), but the most successful color of all is white.

In fact, LA Tech has won 51 of its last 56 games when they wore their white uniforms. Typically worn at home, they broke out the white uniforms on the road last season at WKU and at UTEP (won both games).

PRESEASON ALL-C-USA (X2)

Isaiah Crawford and Kenneth Lofton, Jr. were among 11 players voted by the league head coaches as 2021-22 Preseason All-Conference USA honorees. LA Tech was the only program with multiple players named as honorees.

Last season, Crawford and Lofton, Jr. became the 12th and 13th All-Conference USA selections for Louisiana Tech which is the second most of any team since joining the league in 2013-14.

During this span, the Bulldogs are tied with Old Dominion, Marshall and WKU for the most First Team selections with five.

Marshall	14
Louisiana Tech	13
WKU	12
UTEP	10

After having his freshman year cut short due to a season-ending knee injury, Crawford earned Third Team All-CUSA honors as a sophomore. The versatile forward was one of just two players in the country to shoot 50 percent from the field (min. 200 attempts), 39 percent from three (min. 75 attempts) and have 100+ rebounds, 20+ blocks and 20+ steals.

Lofton, Jr. was also named Third Team All-CUSA. He was the only freshman to earn all-conference and became just the seventh freshman to be selected All-CUSA since 2013-14.

He became just the fourth Bulldog in program history to lead the team in scoring and rebounding as a freshman.

Kenneth Lofton, Jr.	2020-21
Paul Millsap	2003-04
Karl Malone	1982-83
Jackie Moreland	1957-58

He was one of just five freshman in the country to lead their team in scoring and rebounding last season. t

Kenneth Lofton, Jr.	LA Tech
Dawson Garcia	Marquette
Hunter Dickinson	Michigan
Johni Broome	Morehead State
Evan Mobley	USC

Junior recorded a team-high nine double-doubles, tied for fourth most by a freshman. He also ranked in the top five among all freshmen last season in total rebounds (241) and free throw attempts (156) -- Averaged 6.5 fouls drawn per 40 minutes (ranked 23rd in the country).

WILLIAMS NAMED ALL-DEFENSE

Sophomore Cobe Williams was voted to the six-person Conference USA All-Defensive Team last season.

He became the sixth Bulldog to be named to the C-USA All-Defensive Team (LA Tech has had eight total selections). Both are the most of any program since the team joined the league in 2013-14.

BUCK THE INJURY TREND

LA Tech has already had some injury setbacks this season (all to their front court) as Will Allen is out for the year with a shoulder injury, Stacey Thomas is nursing a shoulder injury and Isaiah Crawford is out for the season with a knee injury.

Unfortunately, Eric Konkol has had to deal with player injuries throughout his time as head coach of the Bulldogs (* means starter).

2021-22	Injury	Missed
Will Allen	shoulder	15 games
Isaiah Crawford*	leg	12 games
Stacey Thomas	shoulder	11 games

2020-21		
Kalob Ledoux*	back	4 games
Cobe Williams*	hand	1 game
Jace Bass	COVID	1 game
Stacey Thomas	COVID	1 game
Xavier Armstead	COVID	1 game

2019-20		
Isaiah Crawford*	knee	15 games
Exavian Christon*	chest	8 games
JaColby Pemberton*	foot	7 games
Stacey Thomas	head	3 games
Amorie Archibald*	ankle	2 games
Kalob Ledoux	neck	1 game
Mo Muhammed*	elbow	1 game

2018-19		
Exavian Christon*	chest	26 games
Derric Jean*	leg	24 games
DaQuan Bracey*	ankle	2 games
Stace Thomas	knee	2 games

2017-18		
Harrison Curry	knee	32 games
DaQuan Bracey*	back	8 games
Derric Jean*	illness	1 game

2016-17		
JaColby Pemberton	knee	33 games
DaShawn Robinson	knee	30 games
Qiydar Davis*	knee	27 games
Joniah White*	chest	12 games
Jalen Harris	knee/illness	6 games

2015-16		
Joniah White*	chest	29 games
Qiydar Davis*	knee	26 games
DaShawn Robinson	knee	18 games
Merrill Holden*	hand	10 games
Erik McCree*	knee	3 games
LeAntwan Lockett	back/illness	2 games

TOTAL 374

LOFTON, JR. C-USA FOW X9

Kenneth Lofton, Jr. dominated the C-USA Freshman of the Week award last season, winning nine of the 14.

He ended the regular season being voted FOW six consecutive times, tying a league record. The nine times is tied for the third most in C-USA history (the others had 17-18 weeks to win the award while Lofton, Jr. accomplished this in 14 weeks).

Charles Bassey – WKU (18-19)	10
Marcus Evans – Rice (15-16)	10
Kenneth Lofton, Jr. – LA Tech (20-21)	9
Tyreke Evans -- Memphis (08-09)	9

ANOTHER 20-PIECE

LA Tech put together yet another 20-win season. It marked the 27th time in program history of reaching 20 wins. The Bulldogs have won 20+ games in eight of the last nine seasons.

Five of those have come under coach Konkol, the most 20-win seasons by a LA Tech head coach in program history.

Season	Record
2012-13	27-7
2013-14	29-8
2014-15	27-9
2015-16	23-10
2016-17	23-10
2018-19	20-13
2019-20	22-8
2020-21	24-8

LOCKDOWN D NUMBERS

LA Tech ranked first in C-USA and top 30 in the country in both field goal percentage defense (40.3) and three-point field goal percentage defense (30.4) last season. They are one of only eight teams in the country to rank in the top 30 in FG% Defense in each of the last two seasons.

Louisiana Tech	Houston
UC Irvine	Memphis
USC	Utah State
Wichita State	San Diego State

LA Tech ranked 39th in adjusted defensive efficiency (per KenPom) which was first in C-USA and the highest in Konkol era.

STRONG CONFERENCE USA

LA Tech was one of five C-USA teams to finish the season ranked in the top 90 in the NET rankings. In 2019-20, the Bulldogs finished at No. 87 which was the highest in the league.

North Texas	55
LA Tech	71
WKU	82
UAB	83
Marshall	89

LOVE TEXAS

Just look up and down at the 2021-22 roster and you can see head coach Eric Konkol loves to recruit Texas.

There are six Bulldogs from the Lone Star State in the roster this season. Now in his seventh season, he has had a total of 14 players who called the state of Texas their home.

ANYTIME, ANYWHERE

Last season, LA Tech put an end to Mississippi State's SEC-leading 26-game non-conference home winning streak on Dec. 5, 2019. The team added another SEC win this past season against Ole Miss in the NIT.

Since 2013, the Bulldogs have beaten six Power 5 teams, including four SEC, all on the road with the exception of the neutral site game against the Rebels. They will have three chances in the non-conference schedule this season, going up against Alabama, NC State and LSU.

Team	Score	Date
Florida State	71-66	March 19, 2013
Oklahoma	102-98 ^{OT}	Dec. 30, 2013
Georgia	79-71	March 22, 2014
Texas A&M	84-72	March 23, 2015
Ohio State	82-74	Nov. 24, 2015
Mississippi State	74-67	Dec. 5, 2019
Ole Miss	70-61	March 19, 2021

LA Tech also opened the 2018-19 season winning 71-58 at Wichita State, a team that had won 72 of its previous 75 home games.

40TH SEASON IN THE TAC

Louisiana Tech celebrated its 500th game inside the Thomas Assembly Center in the regular season finale of the 2019-20 season.

Fast forward 271 days and the Bulldogs celebrated another milestone with their 400th victory in their home building, defeating ULM in the third game of the 2020-21 season.

LA Tech hits another milestone as they will be playing their 40th season inside the Thomas Assembly Center (first season was 1982-83).

MORE LOUISIANA FLAVOR

Even though the state of Texas continues to dominate the LA Tech roster, coach Konkol now has the most players on the team from the home state of Louisiana with four -- Ben Ponder, Kenny Hunter, LaDamien Bradford and Will Allen.

This is the most players on a Bulldog team from the Pelican State since 2012.

SPECIALTY AWARDS GALORE

LA Tech picked up two more Conference USA specialty awards last season with Eric Konkol being named C-USA Coach of the Year and Kenneth Lofton, Jr. being named C-USA Freshman of the Year. The Bulldogs lead the league in most specialty awards since they joined in 2013-14 with nine (second most is Middle Tennessee with seven).

2021	Eric Konkol	Coach of the Year
	Kenneth Lofton, Jr.	Freshman of the Year
2020	Kalob Ledoux	Sixth Man of the Year
2017	DaQuan Bracey	Freshman of the Year
2016	Alex Hamilton	Player of the Year
2015	Speedy Smith	Player of the Year
	Michael White	Coach of the Year
2014	Speedy Smith	Defensive Player of the Year
	Kenyon McNeail	Sixth Man of the Year

NON-CONFERENCE SUCCESS

The Bulldogs produced another strong non-conference season this year, tallying nine victories in 12 games. It marked the eighth time in the last 10 seasons that LA Tech recorded at least nine non-conference victories.

Season	Non-Conference Record
2021-22	9-3
2020-21	7-2
2019-20	9-3
2018-19	10-3
2017-18	9-4
2016-17	8-5
2015-16	11-2
2014-15	9-4
2013-14	12-3
2012-13	9-3
RECORD	93-32

DOMINANT IN C-USA

LA Tech currently has the most overall wins and the most conference wins since joining Conference USA in 2013-14 (as of Jan. 6).

Team	Overall Record
Louisiana Tech	197-85
UAB	175-103
Old Dominion	174-101
WKU (joined in 2014-15)	169-106
Middle Tennessee	157-116
Marshall	146-128
North Texas	137-130
UTEP	134-128
FIU	123-142
UTSA	114-151
Southern Miss	112-149
Rice	112-153
Charlotte	106-144
Florida Atlantic	103-153

Team	C-USA Record
Louisiana Tech	98-45
Old Dominion	95-46
UAB	89-56
Middle Tennessee	83-58
WKU (joined in 2014-15)	78-45
Marshall	75-64
UTEP	72-70
North Texas	63-77
UTSA	61-81
Southern Miss	56-86
FIU	54-88
Rice	54-88
Charlotte	52-88
Florida Atlantic	47-89

CONFERENCE SERIES HISTORY

With the Bulldogs success in C-USA, its no surprise that they lead in almost every conference series history since joining the league.

- LA Tech leads UAB, 9-4
- LA Tech leads Charlotte, 8-1
- LA Tech leads Florida Atlantic, 8-2
- LA Tech leads FIU, 5-4
- LA Tech leads Marshall, 7-5
- LA Tech leads Middle Tennessee, 6-3
- LA Tech leads North Texas, 9-6
- LA Tech leads Rice, 11-2
- LA Tech leads Southern Miss, 13-3
- LA Tech leads UTEP, 10-4
- LA Tech leads UTSA, 9-4
- LA Tech leads WKU, 6-5
- Old Dominion leads LA Tech, 7-3

LEFTY UNIVERSITY

Louisiana Tech may as well be coined as Lefty University given the number of left-handed shooters they have had in recent years. This season, there are two lefty Bulldogs.

Name	Years Played
David Green	2021-pres.
Kenneth Lofton, Jr.	2020-pres.
Kalob Ledoux	2018-21
JaColby Pemberton	2016-21
DaQuan Bracey	2016-20
Mo Muhammed	2018-20
Jacobi Boykins	2014-18
Joniah White	2014-18
Omar Sherman	2016-17
Erik McCree	2014-17
Alex Hamilton	2012-16

SUCCESS ALL AROUND

Louisiana Tech was one of only 12 teams in the country -- and one of only two non-Power 5 -- to play postseason in football, men's basketball and baseball during the 2020-21 campaign.

Football played in the R+L Carriers New Orleans Bowl, men's basketball competed in the National Invitation Tournament and baseball hosted an NCAA Regional.

Louisiana Tech	Liberty
Oklahoma State	Texas
Army	Florida
Mississippi State	Alabama
North Carolina	Oregon
Ole Miss	NC State

TEAM CAPTAINS

For LA Tech, the position of captain is chosen by the players themselves, an annual preseason tradition that was started four years ago.

Exavian Christon and Cobe Williams were the two players who received a vote from every single player. For Christon, this is the fourth time he has been named a captain. This is the first time for Williams.

DIVISION I TRANSFER ADDITIONS

The Bulldogs added six new scholarship players to their roster -- three transfers and three high school players. Among the transfers are Keaston Willis (Incarnate Word), LaDamien Bradford (Texas A&M) and David Green (Hofstra).

Coach Konkol had brought in just three total DI transfers in his previous six seasons.

NEW VOICE OF THE BULLDOGS

On April 7, 2021, it was announced that the "Voice of the Bulldogs" Dave Nitz was retiring from calling Bulldog football and men's basketball games. Last season, he completed his 46th season of calling play-by-play for Louisiana Tech Men's Basketball.

The "New Voice of the Bulldogs" is Malcolm Butler spent the past 21 seasons calling games for the women's basketball program.

OUR STATE

When Eric Konkol was hired on May 18, 2015, he said in his introductory press conference that he wanted to continue the standard of excellence that the program had built. And that he has.

Over the last nine seasons (2012-21), the Bulldogs have the most wins of any Division I team in the state of Louisiana BY FAR.

Team	Total Wins
Louisiana Tech	212
UL-Lafayette	175
LSU	175

LA Tech has led the entire state in victories in seven of those nine seasons. The Bulldogs combined record of 212-89 over the last nine seasons ranks as the 22nd most wins in the entire country and is the 21st highest winning percentage in the nation (70.4%).

PRO DOGS

Paul Millsap is a four-time NBA All-Star and just started his 16th season in the NBA and first with the Brooklyn Nets. Millsap is the sixth oldest player still playing in the NBA currently. There are several other Bulldogs who are currently playing all around the world.

Player	Country
Olu Ashaolu	Canada
Jacobi Boykins	Poland
DaQuan Bracey	Vietnam
Qiydar Davis	Germany
Marcus Elliott	Argentina
Trevor Gaskins	Panama
Kyle Gibson	Israel
Andrew Gordon	Kosovo
Stojan Gjuroski	Macedonia
Alex Hamilton	Israel
Derric Jean	France
Cordarius Johnson	United States (TBL)
Jaron Johnson	Russia
Michale Kyser	Israel
Kalob Ledoux	United States (G-League)
Erik McCree	Greece
Paul Millsap	United States (NBA)
Speedy Smith	Lithuania

TOP 10 LISTS

CLIMBING THE TOP 10

Now in his fifth year with the Bulldogs, senior Amorie Archibald is on pace to move up in several career categories.

No.	Name	Years	Starts
1.	Wayne Smith	1982-86	127
2.	Randy White	1985-89	123
3.	Amorie Archibald	2017-pres.	121
4.	Speedy Smith	2011-15	118
	Anthony Dade	1988-92	118
	Willie Simmons	1982-86	118
7.	Alan Davis	1982-86	110
8.	Alex Hamilton	2012-16	109
9.	Michale Kyser	2011-15	104
	Antonio Meeking	1999-03	104

No.	Name	Years	Games
1.	Alex Hamilton	2012-16	140
	Speedy Smith	2011-15	140
3.	Michale Kyser	2011-15	139
4.	Derric Jean	2015-20	137
6.	Amorie Archibald	2017-pres.	137
	Kenyon McNeail	2010-14	136
	Cordarius Johnson	2010-14	136
8.	Jacobi Boykins	2014-18	132
9.	Raheem Appleby	2011-15	127
10.	Oliver Powell	2016-20	120

No.	Name	Years	Assists
1.	Speedy Smith	2011-15	858
2.	Wayne Smith	1982-86	712
3.	Lonnie Cooper	1995-99	523
4.	DaQuan Bracey	2016-20	508
5.	Alex Hamilton	2012-16	501
6.	Kelvin Lewis	1984-88	488
7.	Brett Guillory	1986-90	465
8.	Amorie Archibald	2017-pres.	430
9.	Alan Davis	1981-85	382
10.	Gerrod Henderson	1998-02	367

No.	Name	Years	3s Made
1.	Jacobi Boykins	2014-18	269
2.	Kenyon McNeail	2010-14	224
3.	Lonnie Cooper	1995-99	219
4.	Kyle Gibson	2006-10	217
5.	Gerrod Henderson	1998-02	209
6.	Amorie Archibald	2017-pres.	190
7.	Raheem Appleby	2011-15	186
8.	Derric Jean	2015-20	166
9.	Cordarius Johnson	2010-14	165
10.	DaQuan Bracey	2016-20	149

No.	Name	Years	3s Att.
1.	Jacobi Boykins	2014-18	687
2.	Kenyon McNeail	2010-14	613
3.	Gerrod Henderson	1998-02	597
4.	Lonnie Cooper	1995-99	587
5.	Kyle Gibson	2006-10	580
6.	Raheem Appleby	2011-15	560
7.	Amorie Archibald	2017-pres.	553
8.	Cordarius Johnson	2010-14	533
9.	Derric Jean	2015-20	434
10.	DaQuan Bracey	2016-20	404

1,000 CLUB

AMORIE JOINS CLUB

Since 2014, there have been nine Bulldogs to join the 1,000-point club, bringing the grand total to 43 for LA Tech. Amorie Archibald became the 43rd member of the club last season after scoring 14 points in the team's win over WKU on Jan. 9.

Name	Years Played	Points	
1. Mike Green	1969-73	2,340	
2. Mike McConathy	1973-77	2,033	
3. Alex Hamilton	2012-16	1,986	
4. Randy White	1985-89	1,947	
5. Anthony Dade	1988-92	1,867	
6. Gerrod Henderson	1998-02	1,829	
7. Raheem Appleby	2011-15	1,770	
8. Karl Malone	1982-85	1,716	
9. Paul Millsap	2003-06	1,708	
10. Kyle Gibson	2006-10	1,677	
11. L.V. Norris	1951-55	1,619	
12. Lanky Wells	1973-77	1,608	
13. Billy Wiggins	1952-56	1,566	
14. Dave Simmons	1977-81	1,563	
15. Antonio Meeking	1999-03	1,541	
16. George Corley	1967-71	1,517	
17. Jackie Moreland	1957-60	1,491	
18. Erik McCree	2014-17	1,480	
19. DaQuan Bracey	2016-20	1,477	
20. Lonnie Cooper	1995-99	1,451	
21. Victor King	1975-79	1,420	
22. Amorie Archibald	2017-pres.	1,405	
23. Jerry Hood	1961-65	1,403	
24. Charlie Bishop	1966-70	1,398	
25. Jacobi Boykins	2014-18	1,393	
	Ray Germany	1956-60	1,393
27. Robert Goldbolt	1983-87	1,386	
28. Chester Coker	1951-55	1,334	
29. Joe Abendroth	1960-64	1,298	
30. Derek Smith	1977-00	1,241	
31. P.J. Brown	1989-92	1,228	
32. Willie Simmons	1981-85	1,202	
33. Derric Jean	2015-20	1,188	
34. Leon Barmore	1964-67	1,168	
35. Wayne Smith	1982-86	1,149	
36. Kenyon McNeail	2010-14	1,147	
37. Jerry Lovett	1948-52	1,086	
38. George Latham	1946-50	1,080	
39. Cory Dean	2001-05	1,022	
40. Ryan Bond	1993-96	1,014	
41. Olu Ashaolu	2008-11	1,006	
42. Alan Davis	1981-85	1,004	
43. Cordarius Johnson	2010-14	1,003	

THE OPPONENT

ABOUT THE ROADRUNNERS

UTSA has lost both its conference games so far this season, falling 87-59 at UAB in the C-USA opener and dropping a narrow 74-73 loss at home to Southern Miss this past Thursday. They went 7-6 in non-conference and are 6-4 at home this season.

The Roadrunners are having to replace their top two scorers in program history in Jhivvan Jackson and Keaton Wallace who combined to score 4,631 career points over the last four seasons.

UTSA averages 40.8 rebounds per game, which ranks first in C-USA. They also average 15 offensive rebounds per game, the third most in the country. The Roadrunners get to the free throw line a lot as well, averaging 18.8 attempts per contest.

The Roadrunners have a three-headed monster offensively in Dhieu Deing, Jordan Ivy-Curry and Jacob Germany. Each are averaging between 14-15 points per game, having scored 57 percent of the team's points this season.

LA Tech leads the all-time series over UTSA, 14-6. The Bulldogs won both meetings in Ruston last season by scores of 77-66 and 82-66. Since becoming C-USA opponents, the 'Dogs hold a 9-4 advantage.

The Bulldogs have lost the last two meetings in San Antonio. Their last victory in the UTSA Convocation Center came in 2017.

STATS COMPARISON

Category	LA Tech	UTSA
Points Per Game	79.0	69.9
Opp. Points Per Game	68.5	71.2
Scoring Margin	+10.5	-1.3
Field Goal Pct.	46%	38%
Opp. Field Goal Pct.	41%	44%
3-Point Pct.	32%	29%
Opp. 3-Point Pct.	33%	34%
Free Throw Pct.	74%	71%
FTs Made Per Game	14.2	13.4
Rebounds Per Game	38.2	40.8
Rebounding Margin	+2.4	+1.5
Personal Fouls Per Game	14.2	15.1
Assists Per Game	15.1	11.4
Turnovers Per Game	11.8	12.9
Turnover Margin	+2.5	+1.3
A/TO Ratio	1.3	0.9
Blocks Per Game	2.4	3.0
Steals Per Game	6.9	6.5

LA TECH HIGHS

POINTS	99	Crowley's Ridge (12/22)
	96	ULM (11/24)
FGs MADE	40	Crowley's Ridge (12/22)
	33	Texas Southern (12/1)
FG ATTEMPTS	70	Crowley's Ridge (12/22)
	69	at Santa Clara (12/4)
FG%	57.1	Crowley's Ridge (12/22)
	54.7	ULM (11/24)
3-PT FGs MADE	13	ULM (11/24)
	12	LSU-Shreveport (12/14)
3-PT FG ATTEMPTS	32	Marshall (12/30)
	30	WKU (1/1)
	30	LSU-Shreveport (12/14)
3-PT FG%	48.1	ULM (11/24)
	40.7	Jarvis Christian (11/15)
FTs MADE	25	ULM (11/24)
	20	UL-Lafayette (12/11)
FT ATTEMPTS	32	ULM (11/24)
	26	Jarvis Christian (11/15)
FT%	100.0	at Santa Clara (12/4)
	84.6	Texas Southern (12/1)
REBOUNDS	56	Jarvis Christian (11/15)
	45	Crowley's Ridge (12/22)
ASSISTS	21	Crowley's Ridge (12/22)
	21	Jarvis Christian (11/15)
	20	ULM (11/24)
STEALS	12	Jarvis Christian (11/15)
	10	Jackson State (11/12)
BLOCKS	5	Jarvis Christian (11/15)
	5	at NSU (11/19)
TURNOVERS	19	at UTEP (1/6)
	16	LSU (12/18)
	16	Jarvis Christian (11/15)
FOULS	20	at Santa Clara (12/4)
	18	ULM (11/24)
	18	at Alabama (11/9)

LA TECH LOWS

POINTS	57	LSU (12/18)
	64	at UTEP (1/6)
	64	at Alabama (11/9)
FGs MADE	19	LSU (12/18)
	22	at UTEP (1/6)
FG ATTEMPTS	53	at UTEP (1/6)
	53	ULM (11/24)
	55	LSU (12/18)
FG%	34.5	LSU (12/18)
	38.7	WKU (1/1)
3-PT FGs MADE	4	UL-Lafayette (12/11)
	6	at Alabama (11/9)
	6	Jackson State (11/12)
	6	at NC State (11/27)
	6	Crowley's Ridge (12/22)
	6	at UTEP (1/6)
3-PT FG ATTEMPTS	18	at NC State (11/27)
	21	UL-Lafayette (12/11)
3-PT FG%	19.0	UL-Lafayette (12/11)
	22.2	Crowley's Ridge (12/22)
FTs MADE	6	at Alabama (11/9)
	6	Marshall (12/30)
FT ATTEMPTS	10	Marshall (12/30)
	13	at Santa Clara (12/4)
	13	Texas Southern (12/1)
FT%	31.6	at Alabama (11/9)
	60.0	Marshall (12/30)
REBOUNDS	30	UL-Lafayette (12/11)
	33	at NSU (11/19)
ASSISTS	7	at UTEP (1/6)
	9	Marshall (12/30)
STEALS	3	at Alabama (11/9)
	3	at NC State (11/27)
	3	LSU-Shreveport (12/14)
BLOCKS	0	UL-Lafayette (12/11)
TURNOVERS	6	Crowley's Ridge (12/22)
	6	LSU-Shreveport (12/14)
	7	Texas Southern (12/1)
FOULS	7	at UTEP (1/6)
	7	Crowley's Ridge (12/22)
	9	Jarvis Christian (11/15)

OPPONENT HIGHS

POINTS	93	at Alabama (11/9)
	90	at NC State (11/27)
	75	at Santa Clara (12/4)
FGs MADE	32	at Alabama (11/9)
	32	at NC State (11/27)
	28	ULM (11/24)
FG ATTEMPTS	71	Jarvis Christian (11/15)
	68	Marshall (12/30)
FG%	51.6	at NC State (11/27)
	50.0	at Alabama (11/9)
3-PT FGs MADE	13	WKU (1/1)
	13	at Alabama (11/9)
	11	at NC State (11/27)
	11	Jarvis Christian (11/15)
3-PT FG ATTEMPTS	34	Jarvis Christian (11/15)
	33	at Alabama (11/9)
3-PT FG%	59.1	WKU (1/1)
	47.8	at NC State (11/27)
FTs MADE	19	at Santa Clara (12/4)
	16	at Alabama (11/9)
FT ATTEMPTS	25	at Santa Clara (12/4)
	24	Texas Southern (12/1)
FT%	85.7	Crowley's Ridge (12/22)
	83.3	Jackson State (11/12)
REBOUNDS	51	at Alabama (11/9)
	44	Marshall (12/30)
ASSISTS	19	at Alabama (11/9)
	17	at Santa Clara (12/4)
	17	ULM (11/24)
STEALS	12	Jarvis Christian (11/15)
	11	LSU (12/18)
BLOCKS	7	at NC State (11/27)
	5	WKU (1/1)
	5	Texas Southern (12/1)
TURNOVERS	17	at UTEP (1/6)
	17	Crowley's Ridge (12/22)
	17	Jackson State (11/12)
FOULS	22	LSU-Shreveport (12/14)
	22	Jackson State (11/12)

OPPONENT LOWS

POINTS	52	at UTEP (1/6)
	56	Marshall (12/30)
	56	Crowley's Ridge (12/22)
FGs MADE	20	at UTEP (1/6)
	20	Marshall (12/30)
	20	Crowley's Ridge (12/22)
	21	Texas Southern (12/1)
FG ATTEMPTS	56	WKU (1/1)
	57	UL-Lafayette (12/11)
FG%	29.4	Marshall (12/30)
	31.7	Crowley's Ridge (12/22)
3-PT FGs MADE	3	Texas Southern (12/1)
	4	at NSU (11/19)
3-PT FG ATTEMPTS	14	Texas Southern (12/1)
	16	at NSU (11/19)
3-PT FG%	20.0	ULM (11/24)
	20.7	Marshall (12/30)
FTs MADE	3	at UTEP (1/6)
	4	Jarvis Christian (11/15)
FT ATTEMPTS	5	at UTEP (1/6)
	5	Jarvis Christian (11/15)
	7	Crowley's Ridge (12/22)
FT%	58.8	at NSU (11/19)
	60.0	at UTEP (1/6)
REBOUNDS	28	Crowley's Ridge (12/22)
	28	at NC State (11/27)
	29	ULM (11/24)
ASSISTS	9	LSU (12/18)
	10	Texas Southern (12/1)
STEALS	2	Crowley's Ridge (12/22)
	3	WKU (1/1)
BLOCKS	1	Marshall (12/30)
	1	Crowley's Ridge (12/22)
	1	ULM (11/24)
TURNOVERS	6	at NC State (11/27)
	10	at Santa Clara (12/4)
FOULS	12	Texas Southern (12/1)
	15	Marshall (12/30)
	15	at Santa Clara (12/4)
	15	at NC State (11/27)

LA TECH PLAYER HIGHS

POINTS	36	Lofton, Jr. at NC State (11/27)
	31	Lofton, Jr. at Santa Clara (12/4)
	22	Lofton, Jr. vs. WKU (1/1)
	22	C. Williams vs. Marshall (12/30)
	22	Willis vs. ULM (11/24)
FGs MADE	14	Lofton, Jr. at NC State (11/27)
	13	Lofton, Jr. at Santa Clara (12/4)
FG ATTEMPTS	25	Lofton, Jr. at Santa Clara (12/4)
	19	Lofton, Jr. at NC State (11/27)
	15	Crawford at Alabama (11/9)
FG%	85.7	Green vs. LSUS (12/14)
	83.3	Hunter vs. CRC (12/22)
	75.0	C. Williams vs. ULL (12/11)
3-PT FGs MADE	7	Willis vs. ULM (11/24)
	5	Green vs. TSU (12/1)
	5	Willis vs. JCC (11/15)
3-PT FG ATT.	12	Willis vs. ULL (12/18)
	12	Willis vs. ULM (11/24)
3-PT FG%	100.0	Stewart vs. LSUS (12/14)
	100.0	Christon at NC State (11/27)
	75.0	T. Williams vs. JCC (11/15)
	71.4	Willis vs. JCC (11/15)
FTs MADE	10	Lofton, Jr. vs. WKU (1/1)
	8	Lofton, Jr. at NC State (11/27)
FT ATTEMPTS	14	Lofton, Jr. vs. WKU (1/1)
	11	Lofton, Jr. at NC State (11/27)
	10	Lofton, Jr. vs. ULM (11/24)
	10	Lofton, Jr. vs. JCC (11/15)
FT% (100.0)	6-6	C. Williams at UTEP (1/6)
	5-5	Archibald vs. WKU (1/1)
	5-5	Archibald vs. CRC (12/22)
	5-5	Archibald vs. ULL (12/11)
	5-5	Lofton, Jr. at Santa Clara (12/4)
	4-4	Archibald at NSU (11/19)
	3-3	Archibald at UTEP (1/6)
	3-3	Christon vs. LSU (12/18)
	3-3	Archibald at Santa Clara (12/4)
	3-3	Archibald at NC State (11/27)
	3-3	Christon at NSU (11/19)
	3-3	Archibald vs. JCC (11/15)
REBOUNDS	18	Lofton, Jr. at UTEP (1/6)
	17	Lofton, Jr. at NC State (11/27)
	14	Lofton, Jr. at Santa Clara (12/4)
ASSISTS	8	C. Williams vs. TSU (12/1)
	8	C. Williams at NSU (11/19)
	7	Bradford vs. LSUS (12/14)
	6	C. Williams vs. JCC (11/15)
STEALS	3	Willis vs. WKU (1/1)
	3	C. Williams vs. Marshall (12/30)
	3	C. Williams vs. ULL (12/11)
	3	Archibald vs. ULL (12/11)
	3	C. Williams vs. ULM (11/24)
	3	Christon at NSU (11/19)
	3	Christian vs. JCC (11/15)
	3	C. Williams vs. JSU (11/12)
BLOCKS	4	Lofton, Jr. vs. JCC (11/15)
	2	Lofton, Jr. vs. CRC (12/22)
	2	Hunter vs. TSU (12/1)
	2	Hunter at NSU (11/19)
	2	Lofton, Jr. at NSU (11/19)
MINUTES	37	Archibald vs. WKU (1/1)
	36	Lofton, Jr. vs. WKU (1/1)
	35	C. Williams vs. LSU (12/18)
	35	Archibald vs. LSU (12/18)
	35	Willis vs. LSU (12/18)
	35	Archibald at NC State (11/27)

ACTIVE LEADERS

POINTS

Amorie Archibald	Senior	1,405
Kenneth Lofton, Jr.	Freshman	626
Isaiah Crawford	Sophomore	543
Cobe Williams	Sophomore	538
Exavian Christon	Senior	432
Keaston Willis	Sophomore	163
Kenny Hunter	Freshman	94
David Green	Freshman	90
Stacey Thomas	Junior	77
Kaleb Stewart	Freshman	74
LaDamien Bradford	Freshman	55
Terran Williams	Freshman	38
Ben Ponder	Freshman	4

REBOUNDS

Amorie Archibald	Senior	458
Kenneth Lofton, Jr.	Freshman	387
Isaiah Crawford	Sophomore	244
Cobe Williams	Sophomore	208
Exavian Christon	Senior	197
Stacey Thomas	Junior	74
Kenny Hunter	Freshman	66
Keaston Willis	Sophomore	60
David Green	Freshman	45
LaDamien Bradford	Freshman	40
Terran Williams	Freshman	11
Kaleb Stewart	Freshman	8

ASSISTS

Amorie Archibald	Senior	430
Cobe Williams	Sophomore	169
Exavian Christon	Senior	100
Isaiah Crawford	Sophomore	86
Kenneth Lofton, Jr.	Freshman	70
LaDamien Bradford	Freshman	26
Keaston Willis	Sophomore	24
Kaleb Stewart	Freshman	14
David Green	Freshman	12
Stacey Thomas	Junior	7
Kenny Hunter	Freshman	4
Terran Williams	Freshman	3

BLOCKS

Kenneth Lofton, Jr.	Freshman	38
Isaiah Crawford	Sophomore	26
Amorie Archibald	Senior	21
Kenny Hunter	Freshman	15
Stacey Thomas	Junior	12
Exavian Christon	Senior	9
Cobe Williams	Sophomore	7
David Green	Freshman	3
Keaston Willis	Sophomore	2
LaDamien Bradford	Freshman	1

STEALS

Amorie Archibald	Senior	115
Cobe Williams	Sophomore	72
Exavian Christon	Senior	59
Isaiah Crawford	Sophomore	56
Kenneth Lofton, Jr.	Freshman	47
Keaston Willis	Sophomore	15
LaDamien Bradford	Freshman	11
Kaleb Stewart	Freshman	5
David Green	Freshman	5
Stacey Thomas	Junior	4
Kenny Hunter	Freshman	3

2021-22 TRENDS

RECORD BREAKDOWN

At Home	96-11	9-0
On The Road	33-45	3-2
Neutral Site	12-9	0-1
White Uniforms	86-15	9-1
Blue Uniforms	27-33	1-2
Columbia Blue Uniforms	5-1	0-0
Red Uniforms	17-17	2-0

HALFTIME/LEADS/OT

Leading at the half	111-18	10-1
Tied at the half	5-1	0-0
Trailing at the half	25-49	2-2
Decided by 5 points or fewer	28-25	3-0
Decided by 6-10 points	23-18	1-2
Decided by 10+ points	86-25	8-1
Leading/Tied with 10:00 left	122-21	11-1
Trailing with 10:00 left	19-47	1-2
Leading/Tied with 5:00 left	133-15	11-1
Trailing with 5:00 left	8-53	1-2
Overtime games	5-5	0-0

OFFENSE

Scoring less than 70 points	24-38	1-2
Scoring 70-79 points	56-21	5-0
Scoring 80-89 points	36-7	3-1
Scoring 90+ points	25-2	3-0
Shooting 50% or higher	53-5	3-1
Shooting 40-49%	74-33	8-0
Shooting less than 40%	14-30	1-2
Shooting 40% or higher threes	51-12	4-0
Shooting 30-39% threes	54-25	3-2
Shooting less than 30% threes	36-31	5-1
Opp. shooting 50% or higher	7-23	0-2
Opp. shooting 40-49%	58-32	7-0
Opp. shooting less than 39%	76-13	5-1
Opp. shooting 40%+ threes	21-32	2-1
Opp. shooting 30-39% threes	46-18	5-1
Opp. shooting less than 30% threes	74-18	5-1
Attempts 30 or more threes	11-3	3-0
Attempts 20-29 threes	94-46	9-2
Attempts less than 20 threes	36-19	0-1
Shooting 80% or higher FTs	28-9	4-1
Shooting 70-79% FTs	45-18	6-1
Shooting less than 70% FTs	68-41	2-1

BOARDS/TURNOVERS

Outrebounding opponent	91-28	7-1
Outrebounded	42-39	4-2
Rebounds are even	8-1	1-0
Forcing 15+ turnovers	67-14	9-0
Forcing less than 15 turnovers	74-54	3-3
Committing 15+ turnovers	32-27	3-1
Committing less than 15 turnovers	109-41	9-2

ASSISTS/STEALS/BLOCKS

More assists than opponent	92-17	9-1
Same/Fewer assists as opponent	49-51	3-2
More steals than opponent	93-28	7-0
Same/Fewer steals as opponent	48-40	5-3
More blocks than opponent	84-19	5-0
Same/Fewer blocks as opponent	57-49	7-3

STANDOUT GAMES

GAMES AS LEADING SCORER

	2021-22	Career
Kenneth Lofton, Jr.	5	14
Amorie Archibald	3	22
Cobe Williams	3	6
Keaston Willis	3	3
David Green	2	2
Isaiah Crawford	1	8

DOUBLE-FIGURE SCORING

	2021-22	Career
Kenneth Lofton, Jr.	13	35
Amorie Archibald	11	74
Cobe Williams	7	17
Keaston Willis	7	7
David Green	3	3
Isaiah Crawford	2	27
Kaleb Stewart	2	2
Terran Williams	2	2
Exavian Christon	1	10
Kenny Hunter	1	2
David Green	1	1

20-POINT SCORING

	2021-22	Career
Kenneth Lofton, Jr.	3	8
Keaston Willis	2	2
Cobe Williams	2	2
Amorie Archibald	1	8
David Green	1	1

4+ THREE-POINTERS

	2021-22	Career
Keaston Willis	3	3
Cobe Williams	1	1
David Green	1	1

GAMES AS LEADING REBOUNDER

	2021-22	Career
Kenneth Lofton, Jr.	12	28
Keaston Willis	2	2
Kenny Hunter	1	2
David Green	1	1
Terran Williams	1	1

5+ ASSISTS

	2021-22	Career
Amorie Archibald	3	34
Cobe Williams	3	8
LaDamien Bradford	1	1

3+ STEALS

	2021-22	Career
Cobe Williams	4	11
Exavian Christon	2	4
Amorie Archibald	1	8
Keaston Willis	1	1

3+ BLOCKS

	2021-22	Career
Kenneth Lofton, Jr.	1	2

DOUBLE-DOUBLES

	2021-22	Career
Kenneth Lofton, Jr.	8	17

/// LAST TIME LA TECH...

100 Points by a Team:

LA Tech 101 vs. Rice (Feb. 26, 2021)
Opponent 102, Centenary (Dec. 18, 1993)

Win by 30 or More:

LA Tech **99-56 vs. Crowley's Ridge (Dec. 22, 2021)**
Opponent 86-55, at LSU (Dec. 6, 2020)

Win by 40 or More:

LA Tech **99-56 vs. Crowley's Ridge (Dec. 22, 2021)**
Opponent 72-30, #25 Utah State (March 5, 2011)

Overtime Games:

OT 91-95 at WKU (Feb. 27, 2020)
2OT 95-88 vs. Jackson State (Dec. 4, 2015)
3OT 56-55 vs. UTPA (Jan. 11, 1996)

5 Players with 10 or More Points:

LA Tech **vs. Crowley's Ridge (Dec. 22, 2021)**
Opponent **LSU-Shreveport (Dec. 14, 2021)**

6 Players with 10 or More Points:

LA Tech **vs. Crowley's Ridge (Dec. 22, 2021)**
Opponent Marshall (Feb. 4, 2017)

2 Players with 20 or More Points:

LA Tech **vs. Marshall (Dec. 30, 2021)**
Cobe Williams and Keaston Willis
Opponent Mississippi State (March 27, 2021)

3 Players with 20 or More Points:

LA Tech vs. Alcorn State (Dec. 5, 2016)
Derric Jean, Jacobi Boykins and Erik McCree
Opponent Rice (Jan. 5, 2003)

2 Players with 30 or More Points:

LA Tech at LSU (Dec. 6, 1988)
Randy White and Byron Newton
Opponent Stephen F. Austin (Dec. 7, 2018)

2 Players with 10 or More Rebounds:

LA Tech vs. ULM (Dec. 3, 2020)
JaColby Pemberton and Kenneth Lofton, Jr.
Opponent UL-Lafayette (Dec. 12, 2020)

2 Players with Double-Doubles:

LA Tech vs. ULM (Dec. 3, 2020)
JaColby Pemberton and Kenneth Lofton, Jr.
Opponent Middle Tennessee (Feb. 17, 2018)

40 or More Made Field Goals:

LA Tech **40 vs. Crowley's Ridge (Dec. 22, 2021)**
Opponent 41, Lamar (Feb. 28, 1993)

70 or More Field Goal Attempts:

LA Tech **70 vs. Crowley's Ridge (Dec. 22, 2021)**
Opponent 71, Mississippi Valley State (Nov. 19, 2019)

80 or More Field Goal Attempts:

LA Tech 94 vs. Central Baptist (Feb. 20, 2013)
Opponent 82, Charlotte (Jan. 9, 2016)

50% from the Field:

LA Tech **57.1% vs. Crowley's Ridge (Dec. 22, 2021)**
Opponent **51.6%, NC State (Nov. 27, 2021)**

60% from the Field:

LA Tech 64.5% vs. UT Tyler (Nov. 10, 2017)
Opponent 62.8%, Southern Miss (Jan. 3, 2015)

Less than 30% from the field:

LA Tech 28.8% at LSU (Dec. 6, 2020)
Opponent 23.9%, Mississippi Valley State (Nov. 19, 2019)

10 or More 3-Pointers Made:

LA Tech **11 vs. WKU (Jan. 1, 2022)**
Opponent **13, WKU (Jan. 1, 2022)**

15 or More 3-Pointers Made:

LA Tech 17 vs. Rice (Feb. 26, 2021)
Opponent 18, UTSA (Jan. 9, 2020)

30 or More 3-Point Attempts:

LA Tech **30 vs. WKU (Jan. 1, 2022)**
Opponent **30, Crowley's Ridge (Dec. 22, 2021)**

50% from Three:

LA Tech 61.1% vs. WKU (March 25, 2021)
Opponent **59.1%, WKU (Jan. 1, 2022)**

60% from Three:

LA Tech 62.5% at Mississippi State (Dec. 5, 2019)
Opponent 63.6%, UTEP (Jan. 6, 2018)

70% from Three:

LA Tech 77.8% at Old Dominion (Jan. 14, 2017)
Opponent 75.0%, Saint Louis (Nov. 17, 2006)

Less than 20% from Three:

LA Tech **19.0% vs. UL-Lafayette (Dec. 11, 2021)**
Opponent 17.6%, North Texas (March 12, 2021)

20 or More Made Free Throws:

LA Tech **20 vs. UL-Lafayette (Dec. 11, 2021)**
Opponent 24, WKU (Jan. 8, 2021)

30 or More Made Free Throws:

LA Tech 37 vs. Jackson State (Dec. 4, 2015)
Opponent 32, WKU (Feb. 27, 2020)

5 or Less Made Free Throws:

LA Tech 2 at WKU (Feb. 6, 2020)
Opponent **4, Jarvis Christian (Nov. 15, 2021)**

30 or More Free Throw Attempts:

LA Tech **32 vs. ULM (Nov. 24, 2021)**
Opponent 31, WKU (Jan. 8, 2021)

40 or More Free Throw Attempts:

LA Tech 44 vs. Jackson State (Dec. 4, 2015)
Opponent 40, North Texas (Feb. 6, 2016)

100% from the Free Throw Line:

LA Tech **13-13 at Santa Clara (Dec. 4, 2021)**
Opponent 11-11, Rice (Feb. 27, 2021)

40 or More Rebounds:

LA Tech **42 at UTEP (Jan. 6, 2022)**
Opponent **44, Marshall (Dec. 30, 2021)**

50 or More Rebounds:

LA Tech **56 vs. Jarvis Christian (Nov. 15, 2021)**
Opponent **51, Alabama (Nov. 9, 2021)**

15 or More Offensive Rebounds:

LA Tech **15 at Santa Clara (Dec. 4, 2021)**
Opponent **15, Texas Southern (Dec. 1, 2021)**

20 or More Assists:

LA Tech **21 vs. Crowley's Ridge (Dec. 22, 2021)**
Opponent 20, UTEP (Jan. 22, 2021)

10 or More Blocks:

LA Tech 13 vs. Southeastern Louisiana (Dec. 3, 2016)
Opponent 11, Northwestern State (Dec. 5, 2009)

10 or More Steals:

LA Tech **12 vs. Jarvis Christian (Nov. 15, 2021)**
Opponent **10, UTEP (Jan. 6, 2022)**

15 or More Steals:

LA Tech 15 vs. Ole Miss (March 19, 2021)
Opponent 15, Houston (Dec. 29, 2009)

15 or More Turnovers:

LA Tech **19 at UTEP (Jan. 6, 2022)**
Opponent **17, WKU (Jan. 6, 2022)**

20 or More Turnovers:

LA Tech 20 at Indiana (Nov. 25, 2019)
Opponent 21, Ole Miss (March 19, 2021)

5 or Less Turnovers:

LA Tech 5 vs. North Alabama (Nov. 19, 2019)
Opponent 5, Temple (March 25, 2015)

LAST TIME LA TECH PLAYER...

30 or More Points:

LA Tech 31, *Kenneth Lofton, Jr. at Santa Clara (Dec. 4, 2021)*
Opponent 30, *Jordan Brown, UL-Lafayette (Dec. 11, 2021)*

40 or More Points:

LA Tech 40, Karl Malone at Centenary (Dec. 5, 1983)
Opponent 43, Taveion Hollingsworth, WKU (Feb. 27, 2020)

10 or More Made Field Goals:

LA Tech 13, *Kenneth Lofton, Jr. at Santa Clara (Dec. 4, 2021)*
Opponent 13, *Jordan Brown, UL-Lafayette (Dec. 11, 2021)*

15 or More Made Field Goals:

LA Tech 15, Craig Jackson vs. Little Rock (Jan. 13, 1999)
Opponent 18, Chris Jackson, LSU (Dec. 6, 1988)

20 or More Field Goal Attempts:

LA Tech 25, *Kenneth Lofton, Jr. at Santa Clara (Dec. 4, 2021)*
Opponent 21, Bryson Williams, UTEP (Jan. 22, 2021)

25 or More Field Goal Attempts:

LA Tech 25, *Kenneth Lofton, Jr. at Santa Clara (Dec. 4, 2021)*
Opponent 25, Jhivvan Jackson, UTSA (Feb. 16, 2019)

80% from the Field (min. 6 attempts):

LA Tech 83.3%, *Kenny Hunter vs. CRC (Dec. 22, 2021)*
Opponent 83.3%, *Dereon Seabron, NC State (Nov. 27, 2021)*

100% from the Field (min. 6 attempts):

LA Tech 6-6, Andrew Gordon at Marshall (Feb. 8, 2020)
Opponent 7-7, Brandon Walters, MTSU (Jan. 11, 2018)

6 Made 3-Pointers:

LA Tech 7, *Keaston Willis vs. ULM (Nov. 24, 2021)*
Opponent 6, *Jericole Hellems, NC State (Nov. 27, 2021)*

7 Made 3-Pointers:

LA Tech 7, *Keaston Willis vs. ULM (Nov. 24, 2021)*
Opponent 8, Jhivvan Jackson, UTSA (Jan. 9, 2020)

8 or More Made 3-Pointers:

LA Tech 9, Kenyon McNeal at UTSA (Jan. 12, 2013)
Opponent 8, Jhivvan Jackson, UTSA (Jan. 9, 2020)

10 or More 3-Point Attempts:

LA Tech 11, *Keaston Willis vs. WKU (Jan. 1, 2022)*
Opponent 13, *Jakobe Dill, Jarvis Christian (Nov. 15, 2021)*

15 or More 3-Point Attempts:

LA Tech 15, Kenyon McNeal at UTSA (Jan. 12, 2013)
Opponent 16, Keaton Wallace, UTSA (Jan. 16, 2021)

100% from Three (min. 4 attempts):

LA Tech 4-4, DaQuan Bracey at MS State (Dec. 5, 2019)
Opponent 4-4, Brett Olson, Denver (March 9, 2013)

10 or More Made Free Throws:

LA Tech 10, *Kenneth Lofton, Jr. vs. WKU (Jan. 1, 2022)*
Opponent 10, *Jalen Williams, Santa Clara (Dec. 4, 2021)*

15 or More Made Free Throws:

LA Tech 16, Erik McCree vs. Jackson State (Dec. 4, 2015)
Opponent 17, Taveion Hollingsworth, WKU (Feb. 27, 2020)

15 or More Free Throw Attempts:

LA Tech 16, Alex Hamilton at North Texas (Feb. 6, 2016)
Opponent 19, Taveion Hollingsworth, WKU (Feb. 27, 2020)

20 or More Free Throw Attempts:

LA Tech 23, Alex Hamilton vs. MTSU (Jan. 17, 2015)
Opponent 21, Joe Dumars, McNeese State (Feb. 18, 1984)

100% Made Free Throws (min. 10 attempts):

LA Tech 11-11, Alex Hamilton at WKU (March 5, 2016)
Opponent 12-12, Adrian Oliver, San Jose State (Jan. 21, 2010)

15 or More Rebounds:

LA Tech 18, *Kenneth Lofton, Jr. at UTEP (Jan. 6, 2022)*
Opponent 18, *Darius Days, LSU (Dec. 18, 2021)*

20 or More Rebounds:

LA Tech 21, Olu Ashaolu at Houston (Dec. 29, 2009)
Opponent 20, Joseph Uchebo, Charlotte (Jan. 9, 2016)

10 or More Assists:

LA Tech 10, Amorie Archibald vs. WKU (Jan. 26, 2019)
Opponent 10, Ahmad Caver, Old Dominion (Feb. 10, 2018)

5 or More Blocks:

LA Tech 5, Joniah White vs. SFA (Dec. 6, 2017)
Opponent 5, Osasumwen Osaghae, FIU (Feb. 13, 2020)

5 or More Steals:

LA Tech 5, Derric Jean at WKU (Feb. 27, 2020)
Opponent 6, Ahmad Caver, Old Dominion (Feb. 10, 2018)

Double-Double:

Kenneth Lofton, Jr. at UTEP (Jan. 6, 2022)

Triple-Double:

Alex Hamilton vs. Rice (Feb. 27, 2016)

Two Consecutive 20-Point Games:

Kenneth Lofton, Jr. (March 27, 2021 -- March 28, 2021)

Three Consecutive 20-Point Games:

DaQuan Bracey (Dec. 4, 2018 -- Dec. 11, 2018)

Four Consecutive 20-Point Games:

Kyle Gibson (Dec. 2, 2009 -- Dec. 12, 2009)

Five Consecutive 20-Point Games:

Paul Millsap (Jan. 7, 2006 -- Jan. 21, 2006)

Six Consecutive 20-Point Games:

Paul Millsap (Jan. 22, 2005 -- Feb. 10, 2005)

Two Consecutive 30-Point Games:

Alex Hamilton (March 3, 2016 -- March 5, 2016)

Two Consecutive 10-Rebound Games:

Kenneth Lofton, Jr. (Jan. 1, 2022 - Jan. 6, 2022)

Three Consecutive 10-Rebound Games:

Kenneth Lofton, Jr. (Nov. 15, 2021 - Nov. 24, 2021)

Four Consecutive 10-Rebound Games:

Kenneth Lofton, Jr. (Nov. 15, 2021 - Nov. 27, 2021)

Two Consecutive Double-Doubles:

Kenneth Lofton, Jr. (Jan. 1, 2022 - Jan. 6, 2022)

Three Consecutive Double-Doubles:

Kenneth Lofton, Jr. (Nov. 15, 2021 -- Nov. 24, 2021)

Two Consecutive 10-Assist Games:

DaQuan Bracey (Feb. 18, 2017 -- Feb. 23, 2017)

Three Consecutive 5-Block Games:

Michale Kyser (Dec. 2, 2014 -- Dec. 6, 2014)

STARTING LINEUPS

Date	Opponent	Guard	Guard	Guard	Guard/Forward	Forward	Result
Nov. 9	at #14 Alabama	Cobe Williams	Amorie Archibald	Exavian Christon	Isaiah Crawford	Kenneth Lofton, Jr.	L, 64-93
Nov. 12	JACKSON STATE	Cobe Williams	Amorie Archibald	Exavian Christon	Isaiah Crawford	Kenneth Lofton, Jr.	W, 70-68
Nov. 15	JARVIS CHRISTIAN	Cobe Williams	Amorie Archibald	Exavian Christon	Isaiah Crawford	Kenneth Lofton, Jr.	W, 91-61
Nov. 19	at Northwestern State	Cobe Williams	Amorie Archibald	Exavian Christon	Keaston Willis	Kenneth Lofton, Jr.	W, 83-64
Nov. 24	ULM	Cobe Williams	Amorie Archibald	Exavian Christon	Keaston Willis	Kenneth Lofton, Jr.	W, 96-74
Nov. 27	at NC State	Cobe Williams	Amorie Archibald	Exavian Christon	Keaston Willis	Kenneth Lofton, Jr.	L, 81-90
Dec. 1	TEXAS SOUTHERN	Cobe Williams	Amorie Archibald	Exavian Christon	Keaston Willis	Kenneth Lofton, Jr.	W, 87-60
Dec. 4	at Santa Clara	Cobe Williams	Amorie Archibald	Exavian Christon	Keaston Willis	Kenneth Lofton, Jr.	W, 78-75
Dec. 11	UL-LAFAYETTE	Cobe Williams	Amorie Archibald	Exavian Christon	Keaston Willis	Kenneth Lofton, Jr.	W, 78-69
Dec. 14	LSU-SHREVEPORT	Cobe Williams	Amorie Archibald	Exavian Christon	Keaston Willis	Kenny Hunter	W, 84-70
Dec. 18	vs. LSU	Cobe Williams	Amorie Archibald	Exavian Christon	Keaston Willis	Kenneth Lofton, Jr.	L, 57-66
Dec. 22	CROWLEY'S RIDGE	Cobe Williams	Amorie Archibald	Exavian Christon	Keaston Willis	Kenneth Lofton, Jr.	W, 99-56
Dec. 30	MARSHALL*	Cobe Williams	Amorie Archibald	Exavian Christon	Keaston Willis	Kenneth Lofton, Jr.	W, 79-56
Jan. 1	WKU*	Cobe Williams	Amorie Archibald	Exavian Christon	Keaston Willis	Kenneth Lofton, Jr.	W, 74-73
Jan. 6	at UTEP*	Cobe Williams	Amorie Archibald	Exavian Christon	Keaston Willis	Kenneth Lofton, Jr.	W, 64-52
Jan. 8	at UTSA*						
Jan. 13	SOUTHERN MISS*						
Jan. 16	at Southern Miss*						
Jan. 22	UAB*						
Jan. 27	RICE*						
Jan. 29	NORTH TEXAS*						
Feb. 3	at Florida Atlantic*						
Feb. 5	at FIU*						
Feb. 10	at Charlotte*						
Feb. 17	UTEP*						
Feb. 19	UTSA*						
Feb. 24	at Rice*						
Feb. 26	at North Texas*						
March 2	OLD DOMINION*						

STARTING LINEUP RECORDS

Cobe Williams, Amorie Archibald, Exavian Christon, Isaiah Crawford, Kenneth Lofton, Jr. -- 2-1
 Cobe Williams, Amorie Archibald, Exavian Christon, Keaston Willis, Kenneth Lofton, Jr. -- 9-2
 Cobe Williams, Amorie Archibald, Exavian Christon, Keaston Willis, Kenny Hunter -- 1-0

LEADS & DEFICITS

Date	Opponent	Largest Lead	Largest Deficit	Time Led	Time Trailed	Time Tied	Result
Nov. 9	at #14 Alabama	----	29 (2nd 0:01)	----	37:31	2:29	L, 64-93
Nov. 12	JACKSON STATE	12 (1st 2:54)	3 (1st 12:03)	33:50	2:39	3:31	W, 70-68
Nov. 15	JARVIS CHRISTIAN	33 (2nd 0:39)	----	39:52	----	0:08	W, 91-61
Nov. 19	at Northwestern State	25 (2nd 15:43)	2 (1st 19:31)	38:38	0:29	0:53	W, 83-64
Nov. 24	ULM	27 (2nd 16:35)	----	39:49	----	0:11	W, 96-74
Nov. 27	at NC State	2 (1st 19:37)	15 (1st 9:30)	0:28	38:47	0:45	L, 81-90
Dec. 1	TEXAS SOUTHERN	35 (2nd 4:12)	----	38:07	----	1:53	W, 87-60
Dec. 4	at Santa Clara	10 (2nd 8:20)	8 (1st 14:40)	28:16	10:05	1:39	W, 78-75
Dec. 11	UL-LAFAYETTE	11 (2nd 0:13)	9 (1st 14:55)	13:00	24:49	2:11	W, 78-69
Dec. 14	LSU-SHREVEPORT	21 (2nd 1:40)	5 (1st 15:13)	31:39	6:39	1:42	W, 84-70
Dec. 18	vs. LSU	13 (1st 11:55)	9 (2nd 0:15)	28:47	6:54	4:19	L, 57-66
Dec. 22	CROWLEY'S RIDGE	46 (2nd 0:22)	----	39:49	----	0:11	W, 99-56
Dec. 30	MARSHALL*	27 (2nd 15:10)	8 (1st 17:12)	33:29	5:15	1:16	W, 79-56
Jan. 1	WKU*	3 (1st 19:27)	17 (2nd 15:52)	0:26	38:19	1:15	W, 74-73
Jan. 6	at UTEP*	20 (1st 0:54)	1 (1st 12:33)	36:31	0:27	3:02	W, 64-52
Jan. 8	at UTSA*						
Jan. 13	SOUTHERN MISS*						
Jan. 16	at Southern Miss*						
Jan. 22	UAB*						
Jan. 27	RICE*						
Jan. 29	NORTH TEXAS*						
Feb. 3	at Florida Atlantic*						
Feb. 5	at FIU*						
Feb. 10	at Charlotte*						
Feb. 17	UTEP*						
Feb. 19	UTSA*						
Feb. 24	at Rice*						
Feb. 26	at North Texas*						
March 2	OLD DOMINION*						
March 6	at UAB*						

GAME-BY-GAME LEADERS

Date	Opponent	Points	Rebounds	Assists
Nov. 9	at #14 Alabama	Keaston Willis (16)	Kenneth Lofton, Jr. (9)	Exavian Christon (3)
Nov. 12	JACKSON STATE	Isaiah Crawford (16)	Kenneth Lofton, Jr. (7)	Keaston Willis (4)
Nov. 15	JARVIS CHRISTIAN	Keaston Willis (19)	Kenneth Lofton, Jr. (12)	Cobe Williams (6)
Nov. 19	at Northwestern State	Kenneth Lofton, Jr. (17) Amorie Archibald (17)	Kenneth Lofton, Jr. (11)	Cobe Williams (8)
Nov. 24	ULM	Keaston Willis (22)	Kenneth Lofton, Jr. (12)	Amorie Archibald (5)
Nov. 27	at NC State	Kenneth Lofton, Jr. (36)	Kenneth Lofton, Jr. (17)	Kenneth Lofton, Jr. (4)
Dec. 1	TEXAS SOUTHERN	David Green (19)	Kenneth Lofton, Jr. (7)	Cobe Williams (8)
Dec. 4	at Santa Clara	Kenneth Lofton, Jr. (31)	Kenneth Lofton, Jr. (14)	Amorie Archibald (6)
Dec. 11	UL-LAFAYETTE	Cobe Williams (20)	Kenneth Lofton, Jr. (10)	Amorie Archibald (3) Cobe Williams (3)
Dec. 14	LSU-SHREVEPORT	David Green (21)	David Green (6)	LaDamien Bradford (7)
Dec. 18	vs. LSU	Kenneth Lofton, Jr. (13) Amorie Archibald (13)	Kenneth Lofton, Jr. (7) Keaston Willis (7)	Amorie Archibald (5)
Dec. 22	CROWLEY'S RIDGE	Amorie Archibald (20)	Keaston Willis (7) Terran Williams (7)	LaDamien Bradford (4) David Green (4)
Dec. 30	MARSHALL*	Cobe Williams (22)	Kenny Hunter (12)	Amorie Archibald (3)
Jan. 1	WKU*	Kenneth Lofton, Jr. (22)	Kenneth Lofton, Jr. (11)	Amorie Archibald (4) Keaston Willis (4)
Jan. 6	at UTEP*	Cobe Williams (17)	Kenneth Lofton, Jr. (18)	Cobe Williams (2) David Green (2)
Jan. 8	at UTSA*			
Jan. 13	SOUTHERN MISS*			
Jan. 16	at Southern Miss*			
Jan. 22	UAB*			
Jan. 27	RICE*			
Jan. 29	NORTH TEXAS*			
Feb. 3	at Florida Atlantic*			
Feb. 5	at FIU*			
Feb. 10	at Charlotte*			
Feb. 17	UTEP*			
Feb. 19	UTSA*			
Feb. 24	at Rice*			
Feb. 26	at North Texas*			
March 2	OLD DOMINION*			
March 6	at UAB*			

PRESEASON POLL

1. UAB (8)
 2. **Louisiana Tech (6)**
 3. WKU
 4. Marshall
 5. Old Dominion
 6. North Texas
 7. Charlotte
 8. Rice
 9. Florida Atlantic
 10. UTEP
 11. UTSA
 12. Southern Miss
 13. FIU
 14. Middle Tennessee
- (First-place votes)

PRESEASON TEAM

Jahmir Young, GCharlotte
 Tavion Kinsey, GMarshall
Isaiah Crawford, F.....Louisiana Tech
Kenneth Lofton, Jr., F.....Louisiana Tech
 Josh Anderson, G.....WKU
 Quincy Olivari, G.....Rice
 Tyler Stevenson, F.....Southern Miss
 Tavin Lovan, G.....UAB
 Souley Boum, G.....UTEP
 Thomas Bell, F.....North Texas
 Kalu Ezikpe, F.....Old Dominion

HONORS & AWARDS

Kenneth Lofton, Jr. 2021-22

- LSWA Louisiana Player of the Week (Dec. 4)
- C-USA Player of the Week (Dec. 4)
- C-USA Player of the Week (Nov. 29)

2020-21

- NIT All-Tournament Team
- Third Team All-Conference USA
- C-USA Freshman of the Year
- C-USA All-Freshman Team
- C-USA Freshman of the Week (March 6)
- C-USA Freshman of the Week (March 1)
- C-USA Freshman of the Week (Feb. 15)
- C-USA Freshman of the Week (Feb. 8)
- C-USA Freshman of the Week (Feb. 1)
- C-USA Freshman of the Week (Jan. 25)
- C-USA Freshman of the Week (Dec. 28)
- C-USA Freshman of the Week (Dec. 21)
- C-USA Freshman of the Week (Dec. 7)

Isaiah Crawford 2020-21

- Third Team All-Conference USA

Cobe Williams 2021-22

- C-USA Player of the Week (Jan. 3)

2020-21

- C-USA All-Defensive Team

2019-20

- C-USA Freshman of the Week (March 2)

C-USA STANDINGS (AS OF JAN. 6)

	CONFERENCE			OVERALL		
	W	L	PCT.	W	L	PCT.
WEST DIVISION						
UAB	3	0	1.000	13	3	.813
LOUISIANA TECH	3	0	1.000	12	3	.800
Southern Miss	1	0	1.000	4	9	.308
North Texas	1	1	.500	8	4	.667
Rice	1	1	.500	8	5	.615
UTEP	0	2	.000	7	7	.500
UTSA	0	2	.000	7	8	.467
EAST DIVISION						
Old Dominion	1	0	1.000	6	8	.429
Charlotte	0	0	.000	8	4	.667
Florida Atlantic	0	0	.000	7	6	.538
Middle Tennessee	0	1	.000	9	5	.643
WKU	0	1	.000	8	6	.571
FIU	0	1	.000	9	4	.692
Marshall	0	1	.000	7	7	.500

C-USA SCHEDULE (WEEK 9)

Monday, January 3

UTSA def. Dallas Christian, 101-48

Wednesday, January 5

FIU def. Bethune-Cookman, 68-65

Thursday, January 6

UAB def. North Texas, 69-63

Southern Miss def. UTSA, 74-73

Rice def. Middle Tennessee, 65-61

Louisiana Tech def. UTEP, 64-52

Saturday, January 8

FIU at WKU, 2 p.m. [ESPN+]

UAB at Rice, 3 p.m. [Stadium]

Louisiana Tech at UTSA, 3 p.m. [ESPN+]

Old Dominion at Charlotte, 3 p.m. [ESPN+]

Middle Tennessee at North Texas, 5 p.m. [CUSA.tv]

Florida Atlantic at Marshall, 6 p.m. [ESPN+]

Southern Miss at UTEP, 8 p.m. [CUSA.tv]



AMORIE ARCHIBALD

3

SENIOR / GUARD
6-3 / 185 / DELTONA, FLA.
TRINITY CHRISTIAN ACADEMY

CAREER HIGHS

- Points**
24 at Indiana, 11/25/19
- Field Goals**
8 two times (last at Indiana, 11/25/19)
- Field Goal Attempts**
16 vs. Southern Miss, 3/3/18
- 3-Point Field Goals**
6 at FIU, 3/3/19
- 3-Point Field Goal Attempts**
9 two times (last at Indiana, 11/25/19)
- Rebounds**
9 two times (last at Southern Miss, 12/30/19)
- Assists**
10 three times (last vs. WKU, 1/26/19)
- Blocks**
2 vs. North Texas, 1/18/18
- Steals**
3 seven times (last vs. UL-Lafayette, 12/11/21)
- Minutes**
39 at Marshall, 2/8/20

SEASON HIGHS

- Points**
20 vs. Crowley's Ridge, 12/22/21
- Field Goals**
7 vs. Crowley's Ridge, 12/22/21
- Field Goal Attempts**
14 vs. UL-Lafayette, 12/11/21
- 3-Point Field Goals**
3 two times (last vs. LSUS, 12/14/21)
- 3-Point Field Goal Attempts**
6 three times (last vs. WKU, 1/1/22)
- Rebounds**
8 vs. WKU, 1/1/22
- Assists**
6 at Santa Clara, 12/4/21
- Blocks**
1 vs. LSU, 12/18/21
- Steals**
3 vs. UL-Lafayette, 12/11/21
- Minutes**
37 vs. WKU, 1/1/22

GAME-BY-GAME STATS

DATE	OPPONENT	GP-GS	MIN	FG	3FG	FT	O-D-T	PF	A	TO	B	S	TP
Nov. 9	at #14 Alabama	1-1	24	1-6	1-3	0-0	0-3-3	1	2	2	-	-	3
Nov. 12	JACKSON STATE	2-2	28	3-8	2-4	3-4	0-2-2	2	1	-	-	1	11
Nov. 15	JARVIS CHRISTIAN	3-3	24	5-7	1-2	3-3	1-4-5	1	2	5	-	2	14
Nov. 19	at Northwestern State	4-4	32	5-9	3-5	4-4	0-1-1	1	1	-	-	2	17
Nov. 24	ULM	5-5	29	4-6	2-4	7-8	0-4-4	2	5	2	-	1	17
Nov. 27	at NC State	6-6	35	3-9	0-2	3-3	0-2-2	1	3	1	-	-	9
Dec. 1	TEXAS SOUTHERN	7-7	24	5-8	1-2	4-5	0-0-0	1	1	-	-	1	15
Dec. 4	at Santa Clara	8-8	33	2-11	0-5	3-3	2-2-4	-	6	1	-	-	7
Dec. 11	UL-LAFAYETTE	9-9	34	6-14	1-6	5-5	0-2-2	1	3	1	-	3	18
Dec. 14	LSU-SHREVEPORT	10-10	33	6-12	3-6	4-5	0-4-4	-	2	1	-	1	19
Dec. 18	vs. LSU	11-11	35	3-8	2-5	5-6	0-6-6	2	5	2	1	-	13
Dec. 22	CROWLEY'S RIDGE	12-12	20	7-12	1-4	5-5	2-2-4	-	1	-	-	2	20
Dec. 30	MARSHALL*	13-13	28	4-10	2-5	2-2	0-5-5	3	3	1	-	-	12
Jan. 2	WKU*	14-14	37	5-12	2-6	5-5	3-5-8	4	4	4	-	1	17
Jan. 6	at UTEP*	15-15	29	1-5	0-3	3-3	0-6-6	1	-	4	-	1	5
Jan. 8	at UTSA*												
Jan. 13	SOUTHERN MISS*												
Jan. 16	at Southern Miss*												
Jan. 22	UAB*												
Jan. 27	RICE*												
Jan. 29	NORTH TEXAS*												
Feb. 3	at Florida Atlantic*												
Feb. 5	at FIU*												
Feb. 10	at Charlotte*												
Feb. 17	UTEP*												
Feb. 19	UTSA*												
Feb. 24	at Rice*												
Feb. 26	at North Texas*												
March 2	OLD DOMINION*												
March 6	at UAB*												



CAREER STATS

YEAR	GP	GS	MIN	AVG.	FG	FGA	PCT.	3FG	3FGA	PCT.	FT	FTA	PCT.	Rebounds			AVG	PF	FO	A	TO	BLK	STL	PTS	AVG
														OFF	DEF	TOTAL									
2021-22	15	15	445	29.7	60	137	44%	21	62	34%	56	61	92%	8	48	56	3.7	20	0	39	24	1	15	197	13.1
2020-21	32	32	972	30.4	108	301	36%	43	136	32%	60	75	80%	14	90	104	3.3	41	0	107	63	5	33	319	10.0
2019-20	28	24	773	27.6	102	243	42%	51	134	38%	61	73	84%	17	72	89	3.2	44	1	65	38	2	18	316	11.3
2018-19	33	33	1045	31.7	123	310	40%	56	157	36%	54	79	68%	26	106	132	4.0	62	0	102	60	9	25	356	10.8
2017-18	29	17	603	20.8	71	181	39%	19	64	30%	56	77	73%	19	58	77	2.7	43	0	117	55	4	24	217	7.5
TOTAL	137	121	3838	28.0	464	1172	40%	190	553	34%	287	365	79%	84	374	458	3.3	210	1	430	240	21	115	1405	10.3



**LADAMIEN
BRADFORD**
FRESHMAN / GUARD
6-5 / 215 / JONESBORO, LA.
TEXAS A&M

11

CAREER HIGHS

Points
8 vs. Texas Southern, 12/1/21

Field Goals
3 four times (last at UTEP, 1/6/22)

Field Goal Attempts
5 two times (last vs. Marshall, 12/30/21)

3-Point Field Goals
1 five times (last vs. Crowley's Ridge, 12/22/21)

3-Point Field Goal Attempts
4 vs. Crowley's Ridge, 12/22/21

Rebounds
5 two times (last vs. Crowley's Ridge, 12/22/21)

Assists
7 vs. LSU-Shreveport, 12/14/21

Blocks
1 two times (last vs. WKU, 1/1/22)

Steals
2 four times (last vs. Marshall, 12/30/21)

Minutes
24 vs. Crowley's Ridge, 12/22/21

SEASON HIGHS

Points
8 vs. Texas Southern, 12/1/21

Field Goals
3 four times (last at UTEP, 1/6/22)

Field Goal Attempts
5 two times (last vs. Marshall, 12/30/21)

3-Point Field Goals
1 five times (last vs. Crowley's Ridge, 12/22/21)

3-Point Field Goal Attempts
4 vs. Crowley's Ridge, 12/22/21

Rebounds
5 two times (last vs. Crowley's Ridge, 12/22/21)

Assists
7 vs. LSU-Shreveport, 12/14/21

Blocks
1 vs. WKU, 1/1/22

Steals
2 four times (last vs. Marshall, 12/30/21)

Minutes
24 vs. Crowley's Ridge, 12/22/21

GAME-BY-GAME STATS

DATE	OPPONENT	GP-GS	MIN	FG	3FG	FT	O-D-T	PF	A	TO	B	S	TP
Nov. 9	at #14 Alabama	1-0	17	0-2	0-1	0-0	0-4-4	3	1	1	-	-	-
Nov. 12	JACKSON STATE												
Nov. 15	JARVIS CHRISTIAN	2-0	9	1-3	1-3	1-4	2-0-2	-	4	-	-	1	4
Nov. 19	at Northwestern State	3-0	15	0-4	0-1	1-2	1-1-2	-	2	1	-	-	1
Nov. 24	ULM	4-0	9	1-1	0-0	2-3	1-0-1	2	1	2	-	1	4
Nov. 27	at NC State	5-0	11	3-3	1-1	0-0	0-2-2	-	1	-	-	-	7
Dec. 1	TEXAS SOUTHERN	6-0	23	3-3	0-0	2-2	0-4-4	-	1	1	-	2	8
Dec. 4	at Santa Clara	7-0	19	2-2	1-1	0-0	0-2-2	4	2	1	-	2	5
Dec. 11	UL-LAFAYETTE	8-0	15	2-3	0-0	0-0	0-2-2	1	-	2	-	1	4
Dec. 14	LSU-SHREVEPORT	9-0	19	3-3	1-1	0-0	0-5-5	1	7	-	-	-	7
Dec. 18	vs. LSU	10-0	12	0-3	0-1	0-0	0-3-3	1	1	2	-	-	-
Dec. 22	CROWLEY'S RIDGE	11-0	24	1-5	1-4	2-2	2-3-5	1	4	1	-	2	5
Dec. 30	MARSHALL*	12-0	19	2-5	0-3	0-0	0-2-2	1	-	-	-	2	4
Jan. 2	WKU*	13-0	9	0-1	0-0	0-0	2-2-4	-	1	-	1	-	-
Jan. 6	at UTEP*	14-0	20	3-4	0-1	0-0	0-2-2	1	1	-	-	-	6
Jan. 8	at UTSA*												
Jan. 13	SOUTHERN MISS*												
Jan. 16	at Southern Miss*												
Jan. 22	UAB*												
Jan. 27	RICE*												
Jan. 29	NORTH TEXAS*												
Feb. 3	at Florida Atlantic*												
Feb. 5	at FIU*												
Feb. 10	at Charlotte*												
Feb. 17	UTEP*												
Feb. 19	UTSA*												
Feb. 24	at Rice*												
Feb. 26	at North Texas*												
March 2	OLD DOMINION*												
March 6	at UAB*												



CAREER STATS

YEAR	GP	GS	MIN	AVG.	FG	FGA	PCT.	3FG	3FGA	PCT.	FT	FTA	PCT.	Rebounds			AVG	PF	FO	A	TO	BLK	STL	PTS	AVG
														OFF	DEF	TOTAL									
2021-22	14	0	221	15.8	21	42	50%	5	17	29%	8	13	62%	8	32	40	2.9	15	0	26	11	1	11	55	3.9
2020-21*	14	2	98	7.0	1	10	10%	0	4	0%	2	5	40%	2	8	10	0.7	14	0	5	4	1	5	4	0.3
TOTAL	28	2	319	11.4	22	52	42%	5	21	24%	10	18	56%	10	40	50	1.8	29	0	31	15	2	16	59	2.1

* at Texas A&M



**EXAVIAN
CHRISTON** **21**
SENIOR / GUARD
6-4 / 200 / HOT SPRINGS, ARK.
HOT SPRINGS HS

CAREER HIGHS

Points
20 vs. Tougaloo, 11/20/18
Field Goals
8 vs. Tougaloo, 11/20/18
Field Goal Attempts
14 vs. Tougaloo, 11/20/18
3-Point Field Goals
4 at #22 LSU, 11/16/18
3-Point Field Goal Attempts
8 at #22 LSU, 11/16/18
Rebounds
6 four times (last vs. Marshall, 12/30/21)
Assists
6 vs. SUNO, 12/21/19
Blocks
2 vs. WKU, 3/25/21
Steals
3 four times (last at NSU, 11/19/21)
Minutes
32 at NC State, 11/27/21

SEASON HIGHS

Points
11 vs. LSU, 12/18/21
Field Goals
3 two times (last vs. LSU, 12/18/21)
Field Goal Attempts
7 two times (last at Santa Clara, 12/4/21)
3-Point Field Goals
3 at Santa Clara, 12/4/21
3-Point Field Goal Attempts
5 at Santa Clara, 12/4/21
Rebounds
6 two times (last vs. Marshall, 12/30/21)
Assists
3 four times (last vs. LSU, 12/18/21)
Blocks
1 two times (last at NC State, 11/27/21)
Steals
3 two times (last at NSU, 11/19/21)
Minutes
32 at NC State, 11/27/21

GAME-BY-GAME STATS

DATE	OPPONENT	GP-GS	MIN	FG	3FG	FT	O-D-T	PF	A	TO	B	S	TP
Nov. 9	at #14 Alabama	1-1	20	1-3	0-1	0-0	0-0-0	-	3	1	-	1	2
Nov. 12	JACKSON STATE	2-2	24	1-4	0-2	0-0	0-1-1	2	-	1	1	-	2
Nov. 15	JARVIS CHRISTIAN	3-3	23	0-4	0-3	0-0	0-3-3	1	2	-	-	3	-
Nov. 19	at Northwestern State	4-4	31	1-7	0-3	3-3	0-3-3	2	2	3	-	3	5
Nov. 24	ULM	5-5	31	2-4	1-2	1-2	0-4-4	2	3	2	-	-	6
Nov. 27	at NC State	6-6	32	2-3	2-2	0-0	0-3-3	2	1	-	1	-	6
Dec. 1	TEXAS SOUTHERN	7-7	20	1-2	1-2	2-2	0-1-1	1	-	1	-	2	5
Dec. 4	at Santa Clara	8-8	29	3-7	3-5	0-0	1-5-6	2	3	-	-	-	9
Dec. 11	UL-LAFAYETTE	9-9	10	0-0	0-0	0-0	0-0-0	2	-	-	-	-	-
Dec. 18	vs. LSU	10-10	16	0-2	0-2	1-2	1-1-2	3	-	1	-	-	1
Dec. 22	CROWLEY'S RIDGE	11-11	31	3-4	2-3	3-3	0-3-3	3	3	2	-	1	11
Dec. 30	MARSHALL*	12-12	19	2-4	1-3	0-0	0-1-1	1	2	-	-	1	5
Jan. 2	WKU*	13-13	23	1-3	0-1	0-0	1-5-6	2	-	1	-	-	2
Jan. 6	at UTEP*	14-14	28	1-7	1-3	0-0	1-2-3	2	2	1	-	1	3
Jan. 8	at UTSA*	15-15	25	2-5	1-3	0-0	0-0-0	-	1	3	-	-	5
Jan. 13	SOUTHERN MISS*												
Jan. 16	at Southern Miss*												
Jan. 22	UAB*												
Jan. 27	RICE*												
Jan. 29	NORTH TEXAS*												
Feb. 3	at Florida Atlantic*												
Feb. 5	at FIU*												
Feb. 10	at Charlotte*												
Feb. 17	UTEP*												
Feb. 19	UTSA*												
Feb. 24	at Rice*												
Feb. 26	at North Texas*												
March 2	OLD DOMINION*												
March 6	at UAB*												



CAREER STATS

YEAR	GP	GS	MIN	AVG.	FG	FGA	PCT.	3FG	3FGA	PCT.	FT	FTA	PCT.	Rebounds			AVG	PF	FO	A	TO	BLK	STL	PTS	AVG
														OFF	DEF	TOTAL									
2021-22	15	15	362	24.1	20	59	34%	12	35	34%	10	12	83%	4	32	36	2.4	25	0	22	16	2	12	62	4.1
2020-21	32	0	628	19.6	34	104	33%	21	67	31%	18	23	78%	11	44	55	1.7	33	0	32	14	5	21	107	3.3
2019-20	16	0	122	7.6	5	31	16%	2	21	10%	8	10	80%	0	11	11	0.7	11	0	12	11	0	3	20	1.3
2018-19	7	7	196	28.0	30	58	52%	11	27	41%	13	16	81%	5	20	25	3.6	14	0	13	14	0	5	84	12.0
2017-18	33	3	542	16.4	57	135	42%	23	70	33%	22	25	88%	11	59	70	2.1	45	0	21	25	2	18	159	4.8
TOTAL	103	25	1850	18.0	146	387	38%	69	220	31%	71	86	83%	31	166	197	1.9	128	0	100	80	9	59	432	4.2



ISAIAH CRAWFORD **22**
 SOPHOMORE / FORWARD
 6-6 / 220 / FORT WORTH, TEXAS
 NORTH CROWLEY HS

CAREER HIGHS

- Points**
27 at North Texas, 2/5/21
- Field Goals**
12 at North Texas, 2/5/21
- Field Goal Attempts**
15 two times (last at #14 Alabama, 11/9/21)
- 3-Point Field Goals**
4 at UTEP, 1/23/21
- 3-Point Field Goal Attempts**
7 two times (last at UTEP, 1/22/21)
- Rebounds**
12 vs. SUNO, 12/21/19
- Assists**
6 vs. WKU, 3/25/21
- Blocks**
3 vs. Rice, 2/26/21
- Steals**
4 vs. Ole Miss, 3/19/21
- Minutes**
37 two times (last vs. CSU, 3/28/21)

SEASON HIGHS

- Points**
16 vs. Jackson State, 11/12/21
- Field Goals**
7 at #14 Alabama, 11/9/21
- Field Goal Attempts**
15 at #14 Alabama, 11/9/21
- 3-Point Field Goals**
1 vs. Jackson State, 11/12/21
- 3-Point Field Goal Attempts**
3 at #14 Alabama, 11/9/21
- Rebounds**
7 at #14 Alabama, 11/9/21
- Assists**
3 vs. Jackson State, 11/12/21
- Blocks**
1 vs. Jackson State, 11/12/21
- Steals**
2 vs. Jackson State, 11/12/21
- Minutes**
31 vs. Jackson State, 11/12/21

GAME-BY-GAME STATS

DATE	OPPONENT	GP-GS	MIN	FG	3FG	FT	O-D-T	PF	A	TO	B	S	TP
Nov. 9	at #14 Alabama	1-1	27	7-15	0-3	1-1	4-3-7	2	1	1	-	1	15
Nov. 12	JACKSON STATE	2-2	31	6-10	1-2	3-4	2-3-5	4	3	5	1	2	16
Nov. 15	JARVIS CHRISTIAN	3-3	7	1-2	0-0	1-2	0-2-2	-	1	1	-	1	3
Nov. 19	at Northwestern State												DNP
Nov. 24	ULM												DNP
Nov. 27	at NC State												DNP
Dec. 1	TEXAS SOUTHERN												DNP
Dec. 4	at Santa Clara												DNP
Dec. 11	UL-LAFAYETTE												DNP
Dec. 14	LSU-SHREVEPORT												DNP
Dec. 18	vs. LSU												DNP
Dec. 22	CROWLEY'S RIDGE												DNP
Dec. 30	MARSHALL*												DNP
Jan. 2	WKU*												DNP
Jan. 6	at UTEP*												DNP
Jan. 8	at UTSA*												DNP
Jan. 13	SOUTHERN MISS*												DNP
Jan. 16	at Southern Miss*												DNP
Jan. 22	UAB*												DNP
Jan. 27	RICE*												DNP
Jan. 29	NORTH TEXAS*												DNP
Feb. 3	at Florida Atlantic*												DNP
Feb. 5	at FIU*												DNP
Feb. 10	at Charlotte*												DNP
Feb. 17	UTEP*												DNP
Feb. 19	UTSA*												DNP
Feb. 24	at Rice*												DNP
Feb. 26	at North Texas*												DNP
March 2	OLD DOMINION*												DNP
March 6	at UAB*												DNP



CAREER STATS

YEAR	GP	GS	MIN	AVG.	FG	FGA	PCT.	3FG	3FGA	PCT.	FT	FTA	PCT.	Rebounds			PF	FO	A	TO	BLK	STL	PTS	AVG	
														OFF	DEF	TOTAL									
2021-22	3	3	65	21.7	14	27	52%	1	5	20%	5	7	71%	6	8	14	4.7	6	0	5	7	1	4	34	11.3
2020-21	32	21	835	26.1	139	284	49%	40	103	39%	58	88	66%	43	119	162	5.1	68	1	57	55	23	31	376	11.8
2019-20	16	10	343	21.4	46	95	48%	10	31	32%	31	51	61%	15	53	68	4.3	27	0	24	19	2	22	133	8.3
TOTAL	51	34	1243	24.4	199	406	49%	51	139	37%	94	146	64%	64	180	244	4.8	101	1	86	81	26	57	543	10.6



DAVID GREEN **23**
 FRESHMAN / FORWARD
 6-7 / 215 / APOPKA, FLA.
 HOFSTRA

CAREER HIGHS

Points
 21 vs. LSU-Shreveport, 12/14/21
Field Goals
 7 vs. Texas Southern, 12/1/21
Field Goal Attempts
 12 vs. Texas Southern, 12/1/21
3-Point Field Goals
 5 vs. Texas Southern, 12/1/21
3-Point Field Goal Attempts
 9 vs. Texas Southern, 12/1/21
Rebounds
 7 vs. Jarvis Christian, 11/15/21
Assists
 4 vs. Crowley's Ridge, 12/22/21
Blocks
 1 three times (last vs. LSUS, 12/14/21)
Steals
 1 eleven times (last at UTEP, 1/6/22)
Minutes
 22 vs. LSU-Shreveport, 12/14/21

SEASON HIGHS

Points
 21 vs. LSU-Shreveport, 12/14/21
Field Goals
 7 vs. Texas Southern, 12/1/21
Field Goal Attempts
 12 vs. Texas Southern, 12/1/21
3-Point Field Goals
 5 vs. Texas Southern, 12/1/21
3-Point Field Goal Attempts
 9 vs. Texas Southern, 12/1/21
Rebounds
 7 vs. Jarvis Christian, 11/15/21
Assists
 4 vs. Crowley's Ridge, 12/22/21
Blocks
 1 three times (last vs. LSUS, 12/14/21)
Steals
 1 five times (last at UTEP, 1/6/22)
Minutes
 22 vs. LSU-Shreveport, 12/14/21

GAME-BY-GAME STATS

DATE	OPPONENT	GP-GS	MIN	FG	3FG	FT	O-D-T	PF	A	TO	B	S	TP
Nov. 9	at #14 Alabama	1-0	17	2-8	1-5	0-2	0-2-2	4	1	1	-	-	5
Nov. 12	JACKSON STATE	2-0	11	3-7	2-5	0-0	1-0-1	1	1	-	-	-	8
Nov. 15	JARVIS CHRISTIAN	3-0	19	5-10	1-3	1-2	3-4-7	-	-	1	1	1	12
Nov. 19	at Northwestern State	4-0	13	4-6	2-3	0-1	0-1-1	5	-	-	1	-	10
Nov. 24	ULM	5-0	12	0-3	0-3	2-2	1-3-4	1	-	1	-	1	2
Nov. 27	at NC State	6-0	8	0-1	0-1	0-0	0-0-0	2	-	1	-	-	-
Dec. 1	TEXAS SOUTHERN	7-0	21	7-12	5-9	0-0	0-5-5	4	-	-	-	1	19
Dec. 4	at Santa Clara	8-0	11	0-0	0-0	0-0	0-2-2	2	1	1	-	-	-
Dec. 11	UL-LAFAYETTE	9-0	21	1-6	0-4	1-2	0-3-3	3	2	1	-	-	3
Dec. 14	LSU-SHREVEPORT	10-0	22	6-7	3-4	6-9	1-5-6	3	-	1	1	-	21
Dec. 18	vs. LSU	11-0	3	0-1	0-1	0-0	0-0-0	-	-	2	-	-	-
Dec. 22	CROWLEY'S RIDGE	12-0	20	0-4	0-3	2-2	2-2-4	-	4	-	-	-	2
Dec. 30	MARSHALL*	13-0	17	1-3	1-2	0-1	0-5-5	1	1	-	-	-	3
Jan. 2	WKU*	14-0	8	0-0	0-0	0-0	0-2-2	1	-	-	-	1	-
Jan. 6	at UTEP*	15-0	15	2-5	1-4	0-0	0-3-3	-	2	1	-	1	5
Jan. 8	at UTSA*												
Jan. 13	SOUTHERN MISS*												
Jan. 16	at Southern Miss*												
Jan. 22	UAB*												
Jan. 27	RICE*												
Jan. 29	NORTH TEXAS*												
Feb. 3	at Florida Atlantic*												
Feb. 5	at FIU*												
Feb. 10	at Charlotte*												
Feb. 17	UTEP*												
Feb. 19	UTSA*												
Feb. 24	at Rice*												
Feb. 26	at North Texas*												
March 2	OLD DOMINION*												
March 6	at UAB*												



CAREER STATS

YEAR	GP	GS	MIN	AVG.	FG	FGA	PCT.	3FG	3FGA	PCT.	FT	FTA	PCT.	Rebounds			AVG	PF	FO	A	TO	BLK	STL	PTS	AVG
														OFF	DEF	TOTAL									
2021-22	15	0	218	14.5	31	73	43%	16	47	34%	12	21	57%	8	37	45	3.0	27	1	12	10	3	5	90	6.0
2020-21*	18	8	197	10.9	19	62	31%	12	42	29%	5	8	63%	3	27	30	1.7	24	1	3	12	0	6	55	3.1
TOTAL	33	8	415	12.6	50	135	37%	28	89	31%	17	29	59%	11	64	75	2.3	51	2	15	22	3	11	145	4.4

* at Hofstra



KENNY HUNTER

FRESHMAN / FORWARD
6-10 / 235 / SHREVEPORT, LA.
HUNTINGTON HS

1

CAREER HIGHS

Points
11 vs. Our Lady of the Lake, 3/3/21

Field Goals
5 two times (last vs. Crowley's Ridge, 12/22/21)

Field Goal Attempts
11 vs. Our Lady of the Lake, 3/3/21

3-Point Field Goals
1 vs. Our Lady of the Lake, 3/3/21

3-Point Field Goal Attempts
1 vs. Our Lady of the Lake, 3/3/21

Rebounds
12 vs. Marshall, 12/30/21

Assists
1 four times (last vs. Crowley's Ridge, 12/22/21)

Blocks
2 three times (last vs. TSU, 12/1/21)

Steals
1 three times (last at Santa Clara, 12/4/21)

Minutes
22 vs. Marshall, 12/30/21

SEASON HIGHS

Points
10 vs. Crowley's Ridge, 12/22/21

Field Goals
5 vs. Crowley's Ridge, 12/22/21

Field Goal Attempts
8 vs. Jarvis Christian, 11/15/21

3-Point Field Goals

3-Point Field Goal Attempts

Rebounds
12 vs. Marshall, 12/30/21

Assists
1 four times (last vs. Crowley's Ridge, 12/22/21)

Blocks
2 two times (last vs. TSU, 12/1/21)

Steals
1 three times (last at Santa Clara, 12/4/21)

Minutes
22 vs. Marshall, 12/30/21

GAME-BY-GAME STATS

DATE	OPPONENT	GP-GS	MIN	FG	3FG	FT	O-D-T	PF	A	TO	B	S	TP
Nov. 9	at #14 Alabama	1-0	14	3-4	0-0	1-2	4-1-5	1	-	1	1	-	7
Nov. 12	JACKSON STATE	2-0	9	2-2	0-0	0-0	2-1-3	1	-	1	1	-	4
Nov. 15	JARVIS CHRISTIAN	3-0	17	4-8	0-0	0-0	4-2-6	3	1	2	-	1	8
Nov. 19	at Northwestern State	4-0	16	2-3	0-0	0-0	1-1-2	4	-	1	2	-	4
Nov. 24	ULM	5-0	11	2-3	0-0	0-0	0-2-2	2	-	1	-	-	4
Nov. 27	at NC State	6-0	7	2-3	0-0	0-0	1-2-3	-	-	-	1	-	4
Dec. 1	TEXAS SOUTHERN	7-0	18	4-4	0-0	0-0	0-4-4	4	-	1	2	1	8
Dec. 4	at Santa Clara	8-0	11	2-2	0-0	2-2	1-0-1	1	-	2	-	1	6
Dec. 11	UL-LAFAYETTE	9-0	12	1-2	0-0	0-0	1-1-2	2	1	1	-	-	2
Dec. 14	LSU-SHREVEPORT	10-1	20	1-1	0-0	2-2	0-4-4	3	1	1	1	-	4
Dec. 18	vs. LSU	11-1	13	2-3	0-0	0-0	2-0-2	1	-	1	-	-	4
Dec. 22	CROWLEY'S RIDGE	12-1	16	5-6	0-0	0-0	2-2-4	2	1	-	1	-	10
Dec. 30	MARSHALL*	13-1	22	3-5	0-0	1-3	5-7-12	-	-	1	1	-	7
Jan. 2	WKU*	14-1	4	0-1	0-0	0-0	0-0-0	-	-	-	-	-	-
Jan. 6	at UTEP*	15-1	11	1-1	0-0	3-4	1-3-4	1	-	-	-	-	5
Jan. 8	at UTSA*												
Jan. 13	SOUTHERN MISS*												
Jan. 16	at Southern Miss*												
Jan. 22	UAB*												
Jan. 27	RICE*												
Jan. 29	NORTH TEXAS*												
Feb. 3	at Florida Atlantic*												
Feb. 5	at FIU*												
Feb. 10	at Charlotte*												
Feb. 17	UTEP*												
Feb. 19	UTSA*												
Feb. 24	at Rice*												
Feb. 26	at North Texas*												
March 2	OLD DOMINION*												
March 6	at UAB*												



CAREER STATS

YEAR	GP	GS	MIN	AVG.	FG	FGA	PCT.	3FG	3FGA	PCT.	FT	FTA	PCT.	Rebounds			PF	FO	A	TO	BLK	STL	PTS	AVG	
														OFF	DEF	TOTAL									
2021-22	15	1	201	13.4	34	48	71%	0	0	0%	9	13	69%	24	30	54	3.6	25	0	4	13	10	3	77	5.1
2020-21	10	0	35	3.5	8	17	47%	1	1	100%	0	2	0%	9	3	12	1.2	4	0	0	4	5	0	17	1.7
TOTAL	25	1	236	9.4	42	65	65%	1	1	100%	9	15	60%	33	33	66	2.6	29	0	4	17	15	3	94	3.8



**KENNETH "JUNIOR"
LOFTON, JR.** **2**
FRESHMAN / FORWARD
6-7 / 275 / PORT ARTHUR, TEXAS
PORT ARTHUR MEMORIAL HS

CAREER HIGHS

Points
36 at NC State, 11/27/21

Field Goals
14 at NC State, 11/27/21

Field Goal Attempts
25 at Santa Clara, 12/4/21

3-Point Field Goals
1 vs. UL-Lafayette, 12/11/21

3-Point Field Goal Attempts
2 two times (last vs. UL-Lafayette, 12/11/21)

Rebounds
18 at UTEP, 1/6/22

Assists
4 two times (last at NC State, 11/27/21)

Blocks
4 vs. Jarvis Christian, 11/15/21

Steals
4 vs. Mississippi State, 3/27/21

Minutes
36 vs. WKU, 1/1/22

SEASON HIGHS

Points
36 at NC State, 11/27/21

Field Goals
14 at NC State, 11/27/21

Field Goal Attempts
25 at Santa Clara, 12/4/21

3-Point Field Goals
1 vs. UL-Lafayette, 12/11/21

3-Point Field Goal Attempts
2 two times (last vs. UL-Lafayette, 12/11/21)

Rebounds
18 at UTEP, 1/6/22

Assists
4 at NC State, 11/27/21

Blocks
4 vs. Jarvis Christian, 11/15/21

Steals
2 three times (last at UTEP, 1/6/22)

Minutes
36 vs. WKU, 1/1/22

GAME-BY-GAME STATS

DATE	OPPONENT	GP-GS	MIN	FG	3FG	FT	O-D-T	PF	A	TO	B	S	TP
Nov. 9	at #14 Alabama	1-1	20	5-11	0-2	2-7	5-4-9	2	-	-	-	-	12
Nov. 12	JACKSON STATE	2-2	29	4-7	0-1	5-7	3-4-7	2	1	3	-	1	13
Nov. 15	JARVIS CHRISTIAN	3-3	23	3-6	0-0	6-10	3-9-12	2	2	1	4	1	12
Nov. 19	at Northwestern State	4-4	25	7-10	0-1	3-4	5-6-11	3	1	1	2	1	17
Nov. 24	ULM	5-5	29	6-10	0-0	7-10	6-6-12	3	3	4	1	1	19
Nov. 27	at NC State	6-6	33	14-19	0-0	8-11	8-9-17	4	4	3	1	1	36
Dec. 1	TEXAS SOUTHERN	7-7	21	7-12	0-1	1-2	3-4-7	1	2	3	1	1	15
Dec. 4	at Santa Clara	8-8	29	13-25	0-1	5-5	6-8-14	3	1	3	1	-	31
Dec. 11	UL-LAFAYETTE	9-9	24	7-10	1-2	2-3	2-8-10	3	1	2	-	1	17
Dec. 14	LSU-SHREVEPORT						DNP						
Dec. 18	vs. LSU	10-10	27	6-9	0-0	1-3	4-3-7	4	2	2	-	2	13
Dec. 22	CROWLEY'S RIDGE	11-11	16	7-11	0-1	0-0	1-4-5	1	-	1	2	1	14
Dec. 30	MARSHALL*	12-12	15	3-5	0-2	1-1	0-6-6	2	2	3	1	2	7
Jan. 2	WKU*	13-13	36	6-15	0-0	10-14	4-7-11	2	3	3	1	-	22
Jan. 6	at UTEP*	14-14	28	5-12	0-0	1-3	4-14-18	3	1	4	1	2	11
Jan. 8	at UTSA*												
Jan. 13	SOUTHERN MISS*												
Jan. 16	at Southern Miss*												
Jan. 22	UAB*												
Jan. 27	RICE*												
Jan. 29	NORTH TEXAS*												
Feb. 3	at Florida Atlantic*												
Feb. 5	at FIU*												
Feb. 10	at Charlotte*												
Feb. 17	UTEP*												
Feb. 19	UTSA*												
Feb. 24	at Rice*												
Feb. 26	at North Texas*												
March 2	OLD DOMINION*												
March 6	at UAB*												



CAREER STATS

YEAR	GP	GS	MIN	AVG.	FG	FGA	PCT.	3FG	3FGA	PCT.	FT	FTA	PCT.	Rebounds			AVG	PF	FO	A	TO	BLK	STL	PTS	AVG
														OFF	DEF	TOTAL									
2021-22	14	14	355	25.4	93	162	57%	1	11	9%	52	80	65%	54	92	146	10.4	35	0	23	33	15	14	239	17.1
2020-21	32	28	729	22.8	147	260	57%	0	0	0%	93	156	60%	80	161	241	7.5	80	2	47	78	23	33	387	12.1
TOTAL	46	42	1084	23.6	240	422	57%	1	11	9%	145	236	61%	134	253	387	8.4	115	2	70	111	38	47	626	13.6



BEN PONDER **10**
 FRESHMAN / GUARD
 6-3 / 195 / SHREVEPORT, LA.
 CALVARY BAPTIST ACADEMY

CAREER HIGHS

Points
 4 vs. Crowley's Ridge, 12/22/21
Field Goals
 2 vs. Crowley's Ridge, 12/22/21
Field Goal Attempts
 4 vs. Crowley's Ridge, 12/22/21
3-Point Field Goals

3-Point Field Goal Attempts
 2 vs. Crowley's Ridge, 12/22/21
Rebounds

Assists

Blocks

Steals

Minutes
 6 vs. Crowley's Ridge, 12/22/21

SEASON HIGHS

Points
 4 vs. Crowley's Ridge, 12/22/21
Field Goals
 2 vs. Crowley's Ridge, 12/22/21
Field Goal Attempts
 4 vs. Crowley's Ridge, 12/22/21
3-Point Field Goals

3-Point Field Goal Attempts
 2 vs. Crowley's Ridge, 12/22/21
Rebounds

Assists

Blocks

Steals

Minutes
 6 vs. Crowley's Ridge, 12/22/21

GAME-BY-GAME STATS

DATE	OPPONENT	GP-GS	MIN	FG	3FG	FT	O-D-T	PF	A	TO	B	S	TP
Nov. 9	at #14 Alabama	1-0	2	0-1	0-1	0-0	0-0-0	-	-	-	-	-	-
Nov. 12	JACKSON STATE				DNP								
Nov. 15	JARVIS CHRISTIAN	2-0	2	0-0	0-0	0-0	0-0-0	-	-	1	-	-	-
Nov. 19	at Northwestern State	3-0	1	0-0	0-0	0-0	0-0-0	-	-	-	-	-	-
Nov. 24	ULM				DNP								
Nov. 27	at NC State				DNP								
Dec. 1	TEXAS SOUTHERN	4-0	2	0-1	0-0	0-0	0-0-0	-	-	-	-	-	-
Dec. 4	at Santa Clara				DNP								
Dec. 11	UL-LAFAYETTE				DNP								
Dec. 14	LSU-SHREVEPORT				DNP								
Dec. 18	vs. LSU				DNP								
Dec. 22	CROWLEY'S RIDGE	5-0	6	2-4	0-2	0-0	0-0-0	-	-	-	-	-	4
Dec. 30	MARSHALL*				DNP								
Jan. 2	WKU*				DNP								
Jan. 6	at UTEP*				DNP								
Jan. 8	at UTSA*												
Jan. 13	SOUTHERN MISS*												
Jan. 16	at Southern Miss*												
Jan. 22	UAB*												
Jan. 27	RICE*												
Jan. 29	NORTH TEXAS*												
Feb. 3	at Florida Atlantic*												
Feb. 5	at FIU*												
Feb. 10	at Charlotte*												
Feb. 17	UTEP*												
Feb. 19	UTSA*												
Feb. 24	at Rice*												
Feb. 26	at North Texas*												
March 2	OLD DOMINION*												
March 6	at UAB*												



CAREER STATS

YEAR	GP	GS	MIN	AVG.	FG	FGA	PCT.	3FG	3FGA	PCT.	FT	FTA	PCT.	Rebounds			AVG	PF	FO	A	TO	BLK	STL	PTS	AVG
														OFF	DEF	TOTAL									
2021-22	5	0	13	2.6	2	6	33%	0	3	0%	0	0	0%	0	0	0	0.0	0	0	0	1	0	0	4	0.8
TOTAL	5	0	13	2.6	2	6	33%	0	3	0%	0	0	0%	0	0	0	0.0	0	0	0	1	0	0	4	0.8



KALEB STEWART

FRESHMAN / GUARD
6-3 / 180 / ATASCOCITA, TEXAS
ATASCOCITA HS

4

CAREER HIGHS

- Points**
12 vs. LSU-Shreveport, 12/14/21
- Field Goals**
5 vs. LSU-Shreveport, 12/14/21
- Field Goal Attempts**
8 vs. Jarvis Christian, 11/15/21
- 3-Point Field Goals**
2 three times (last at UTEP, 1/6/22)
- 3-Point Field Goal Attempts**
4 vs. Jackson State, 11/12/21
- Rebounds**
4 vs. Jarvis Christian, 11/15/21
- Assists**
2 six times (last vs. WKU, 1/1/22)
- Blocks**

- Steals**
2 vs. Jackson State, 11/12/21
- Minutes**
23 vs. Texas Southern, 12/1/21

SEASON HIGHS

- Points**
12 vs. LSU-Shreveport, 12/14/21
- Field Goals**
5 vs. LSU-Shreveport, 12/14/21
- Field Goal Attempts**
8 vs. Jarvis Christian, 11/15/21
- 3-Point Field Goals**
2 three times (last at UTEP, 1/6/22)
- 3-Point Field Goal Attempts**
4 vs. Jackson State, 11/12/21
- Rebounds**
4 vs. Jarvis Christian, 11/15/21
- Assists**
2 six times (last vs. WKU, 1/1/22)
- Blocks**

- Steals**
2 vs. Jackson State, 11/12/21
- Minutes**
23 vs. Texas Southern, 12/1/21

GAME-BY-GAME STATS

DATE	OPPONENT	GP-GS	MIN	FG	3FG	FT	O-D-T	PF	A	TO	B	S	TP
Nov. 9	at #14 Alabama	1-0	8	1-2	1-1	0-0	0-1-1	2	-	-	-	1	3
Nov. 12	JACKSON STATE	2-0	14	3-6	1-4	1-1	0-1-1	1	-	1	-	2	8
Nov. 15	JARVIS CHRISTIAN	3-0	21	2-8	0-3	2-2	0-4-4	-	2	1	-	1	6
Nov. 19	at Northwestern State	4-0	3	1-1	1-1	0-0	0-0-0	-	-	-	-	-	3
Nov. 24	ULM	5-0	8	1-2	0-1	0-0	0-0-0	-	-	-	-	-	2
Nov. 27	at NC State	6-0	17	4-5	2-3	0-0	0-0-0	2	1	-	-	-	10
Dec. 1	TEXAS SOUTHERN	7-0	23	2-6	0-3	0-0	0-0-0	1	2	-	-	-	4
Dec. 4	at Santa Clara	8-0	14	3-5	1-2	1-1	0-0-0	-	2	1	-	-	8
Dec. 11	UL-LAFAYETTE	9-0	18	3-4	0-1	1-1	0-0-0	-	-	1	-	-	7
Dec. 14	LSU-SHREVEPORT	10-0	21	5-7	2-2	0-0	0-1-1	2	2	-	-	-	12
Dec. 18	vs. LSU	11-0	9	0-2	0-2	0-0	0-0-0	-	2	1	-	1	-
Dec. 22	CROWLEY'S RIDGE												
Dec. 30	MARSHALL*	12-0	13	1-4	0-2	0-0	0-1-1	-	1	-	-	-	2
Jan. 2	WKU*	13-0	18	1-3	1-3	0-0	0-0-0	1	2	-	-	-	3
Jan. 6	at UTEP*	14-0	14	2-3	2-3	0-0	0-0-0	-	-	1	-	-	6
Jan. 8	at UTSA*												
Jan. 13	SOUTHERN MISS*												
Jan. 16	at Southern Miss*												
Jan. 22	UAB*												
Jan. 27	RICE*												
Jan. 29	NORTH TEXAS*												
Feb. 3	at Florida Atlantic*												
Feb. 5	at FIU*												
Feb. 10	at Charlotte*												
Feb. 17	UTEP*												
Feb. 19	UTSA*												
Feb. 24	at Rice*												
Feb. 26	at North Texas*												
March 2	OLD DOMINION*												
March 6	at UAB*												



CAREER STATS

YEAR	GP	GS	MIN	AVG.	FG	FGA	PCT.	3FG	3FGA	PCT.	FT	FTA	PCT.	Rebounds			AVG	PF	FO	A	TO	BLK	STL	PTS	AVG
														OFF	DEF	TOTAL									
2021-22	14	0	201	14.4	29	58	50%	11	31	36%	5	5	100%	0	8	8	0.6	9	0	14	6	0	5	74	5.3
TOTAL	14	0	201	14.4	29	58	50%	11	31	36%	5	5	100%	0	8	8	0.6	9	0	14	6	0	5	74	5.3



STACEY THOMAS
13
 JUNIOR / FORWARD
 6-8 / 225 / HOUSTON, TEXAS
 FORTBEND CHRISTIAN HOME SCHOOL

CAREER HIGHS

Points
 10 vs. Our Lady of the Lake, 3/3/21
Field Goals
 4 vs. Our Lady of the Lake, 3/3/21
Field Goal Attempts
 6 vs. Tougaloo, 11/20/18
3-Point Field Goals

3-Point Field Goal Attempts
 1 vs. Tougaloo, 11/20/18
Rebounds
 6 vs. Our Lady of the Lake, 3/3/21
Assists
 1 seven times (last vs. Crowley's Ridge, 12/22/21)
Blocks
 3 two times (last at FIU, 3/3/19)
Steals
 1 four times (last vs. Rice, 2/27/21)
Minutes
 22 vs. Our Lady of the Lake, 3/3/21

SEASON HIGHS

Points
 6 vs. Crowley's Ridge, 12/22/21
Field Goals
 3 vs. Crowley's Ridge, 12/22/21
Field Goal Attempts
 3 vs. Crowley's Ridge, 12/22/21
3-Point Field Goals

3-Point Field Goal Attempts

Rebounds
 5 vs. Crowley's Ridge, 12/22/21
Assists
 1 vs. Crowley's Ridge, 12/22/21
Blocks
 1 vs. Crowley's Ridge, 12/22/21
Steals

Minutes
 14 vs. Crowley's Ridge, 12/22/21

GAME-BY-GAME STATS

DATE	OPPONENT	GP-GS	MIN	FG	3FG	FT	O-D-T	PF	A	TO	B	S	TP
Nov. 9	at #14 Alabama												
Nov. 12	JACKSON STATE												
Nov. 15	JARVIS CHRISTIAN												
Nov. 19	at Northwestern State												
Nov. 24	ULM												
Nov. 27	at NC State												
Dec. 1	TEXAS SOUTHERN												
Dec. 4	at Santa Clara												
Dec. 11	UL-LAFAYETTE												
Dec. 14	LSU-SHREVEPORT												
Dec. 18	vs. LSU												
Dec. 22	CROWLEY'S RIDGE	1-0	14	3-3	0-0	0-4	2-3-5	-	1	-	1	-	6
Dec. 30	MARSHALL*	2-0	3	0-0	0-0	0-0	0-0-0	-	-	-	-	-	-
Jan. 2	WKU*												
Jan. 6	at UTEP*												
Jan. 8	at UTSA*												
Jan. 13	SOUTHERN MISS*												
Jan. 16	at Southern Miss*												
Jan. 22	UAB*												
Jan. 27	RICE*												
Jan. 29	NORTH TEXAS*												
Feb. 3	at Florida Atlantic*												
Feb. 5	at FIU*												
Feb. 10	at Charlotte*												
Feb. 17	UTEP*												
Feb. 19	UTSA*												
Feb. 24	at Rice*												
Feb. 26	at North Texas*												
March 2	OLD DOMINION*												
March 6	at UAB*												



CAREER STATS

YEAR	GP	GS	MIN	AVG.	FG	FGA	PCT.	3FG	3FGA	PCT.	FT	FTA	PCT.	Rebounds			AVG	PF	FO	A	TO	BLK	STL	PTS	AVG
														OFF	DEF	TOTAL									
2021-22	2	0	17	8.5	3	3	100%	0	0	0%	0	4	0%	2	3	5	2.5	0	0	1	0	1	0	6	3.0
2020-21	21	2	122	5.8	11	21	52%	0	0	0%	4	10	40%	11	9	20	1.0	24	0	2	6	3	2	26	1.2
2019-20	16	0	76	4.8	7	10	70%	0	0	0%	2	4	50%	5	14	19	1.2	12	0	2	4	2	0	16	1.0
2018-19	22	0	174	7.9	12	21	57%	0	1	0%	5	16	31%	10	20	30	1.4	17	0	2	7	6	2	29	1.3
TOTAL	61	2	389	6.4	33	55	60%	0	1	0%	11	34	32%	28	46	74	1.2	53	0	7	17	12	4	77	1.3



COBE WILLIAMS **24**
 SOPHOMORE / GUARD
 6-0 / 180 / DALLAS, TEXAS
 KIMBALL HS

CAREER HIGHS

Points
 22 vs. Marshall, 12/30/21
Field Goals
 9 vs. Marshall, 12/30/21
Field Goal Attempts
 16 vs. Marshall, 12/30/21
3-Point Field Goals
 4 vs. WKU, 1/1/22
3-Point Field Goal Attempts
 7 two times (last vs. WKU, 1/1/22)
Rebounds
 9 at WKU, 2/27/20
Assists
 8 two times (last vs. TSU, 12/1/21)
Blocks
 2 vs. Rice, 2/27/21
Steals
 3 eleven times (last vs. Marshall, 12/30/21)
Minutes
 36 two times (last vs. Marshall, 1/2/21)

SEASON HIGHS

Points
 22 vs. Marshall, 12/30/21
Field Goals
 9 vs. Marshall, 12/30/21
Field Goal Attempts
 16 vs. Marshall, 12/30/21
3-Point Field Goals
 4 vs. WKU, 1/1/22
3-Point Field Goal Attempts
 7 two times (last vs. WKU, 1/1/22)
Rebounds
 7 vs. UL-Lafayette, 12/11/21
Assists
 8 two times (last vs. TSU, 12/1/21)
Blocks

Steals
 3 four times (last vs. Marshall, 12/30/21)
Minutes
 34 vs. LSU-Shreveport, 12/14/21

GAME-BY-GAME STATS

DATE	OPPONENT	GP-GS	MIN	FG	3FG	FT	O-D-T	PF	A	TO	B	S	TP
Nov. 9	at #14 Alabama	1-1	19	0-2	0-0	0-2	0-0-0	2	2	2	-	-	-
Nov. 12	JACKSON STATE	2-2	32	2-6	0-1	3-4	0-4-4	1	3	3	-	3	7
Nov. 15	JARVIS CHRISTIAN	3-3	26	1-4	0-2	0-0	0-5-5	2	6	4	-	1	2
Nov. 19	at Northwestern State	4-4	31	4-9	1-5	0-0	0-1-1	1	8	2	-	-	9
Nov. 24	ULM	5-5	33	4-7	1-2	5-6	0-3-3	1	4	2	-	3	14
Nov. 27	at NC State	6-6	23	1-8	0-2	0-0	1-2-3	4	2	2	-	-	2
Dec. 1	TEXAS SOUTHERN	7-7	16	1-4	1-4	0-0	0-5-5	3	8	1	-	-	3
Dec. 4	at Santa Clara	8-8	26	1-8	0-3	2-2	2-0-2	1	3	1	-	2	4
Dec. 11	UL-LAFAYETTE	9-9	33	6-8	1-2	7-8	1-6-7	-	3	3	-	3	20
Dec. 14	LSU-SHREVEPORT	10-10	34	4-13	1-6	2-3	1-2-3	1	5	2	-	1	11
Dec. 18	vs. LSU	11-11	35	2-11	0-5	3-4	0-3-3	3	-	3	-	1	7
Dec. 22	CROWLEY'S RIDGE	12-12	22	4-4	0-0	2-2	0-2-2	-	3	1	-	1	10
Dec. 30	MARSHALL*	13-13	31	9-16	2-7	2-2	1-2-3	1	2	1	-	3	22
Jan. 2	WKU*	14-14	29	7-10	4-7	0-1	0-5-5	4	2	2	-	-	18
Jan. 6	at UTEP*	15-15	31	5-11	1-4	6-6	1-2-3	1	2	4	-	2	17
Jan. 8	at UTSA*												
Jan. 13	SOUTHERN MISS*												
Jan. 16	at Southern Miss*												
Jan. 22	UAB*												
Jan. 27	RICE*												
Jan. 29	NORTH TEXAS*												
Feb. 3	at Florida Atlantic*												
Feb. 5	at FIU*												
Feb. 10	at Charlotte*												
Feb. 17	UTEP*												
Feb. 19	UTSA*												
Feb. 24	at Rice*												
Feb. 26	at North Texas*												
March 2	OLD DOMINION*												
March 6	at UAB*												



CAREER STATS

YEAR	GP	GS	MIN	AVG.	FG	FGA	PCT.	3FG	3FGA	PCT.	FT	FTA	PCT.	Rebounds			AVG	PF	FO	A	TO	BLK	STL	PTS	AVG
														OFF	DEF	TOTAL									
2021-22	15	15	421	28.1	51	121	42%	12	50	24%	32	40	80%	7	42	49	3.3	25	0	53	33	0	20	146	9.7
2020-21	31	26	820	26.5	89	201	44%	30	90	33%	59	79	75%	9	86	95	3.1	62	1	84	58	7	34	267	8.6
2019-20	29	0	436	15.0	47	118	40%	12	48	25%	19	27	70%	9	55	64	2.2	51	0	32	30	0	18	125	4.3
TOTAL	75	41	1677	22.4	187	440	43%	54	188	29%	110	146	75%	25	183	208	2.8	138	1	169	121	7	72	538	7.2



TERRAN WILLIAMS

FRESHMAN / GUARD
6-5 / 200 / MARIANNA, ARK.
MARIANNA LEE HS

5

CAREER HIGHS

Points
11 vs. Jarvis Christian, 11/15/21

Field Goals
5 vs. Crowley's Ridge, 12/22/21

Field Goal Attempts
9 vs. Crowley's Ridge, 12/22/21

3-Point Field Goals
3 vs. Jarvis Christian, 11/15/21

3-Point Field Goal Attempts
4 vs. Jarvis Christian, 11/15/21

Rebounds
7 vs. Crowley's Ridge, 12/22/21

Assists
2 vs. Crowley's Ridge, 12/22/21

Blocks

Steals

Minutes
24 vs. Crowley's Ridge, 12/22/21

SEASON HIGHS

Points
11 vs. Jarvis Christian, 11/15/21

Field Goals
5 vs. Crowley's Ridge, 12/22/21

Field Goal Attempts
9 vs. Crowley's Ridge, 12/22/21

3-Point Field Goals
3 vs. Jarvis Christian, 11/15/21

3-Point Field Goal Attempts
4 vs. Jarvis Christian, 11/15/21

Rebounds
7 vs. Crowley's Ridge, 12/22/21

Assists
2 vs. Crowley's Ridge, 12/22/21

Blocks

Steals

Minutes
24 vs. Crowley's Ridge, 12/22/21

GAME-BY-GAME STATS

DATE	OPPONENT	GP-GS	MIN	FG	3FG	FT	O-D-T	PF	A	TO	B	S	TP
Nov. 9	at #14 Alabama	1-0	6	0-1	0-1	1-3	0-0-0	1	-	1	-	-	1
Nov. 12	JACKSON STATE												DNP
Nov. 15	JARVIS CHRISTIAN	2-0	8	4-5	3-4	0-0	0-0-0	-	-	-	-	-	11
Nov. 19	at Northwestern State	3-0	3	0-0	0-0	2-2	0-0-0	1	1	1	-	-	2
Nov. 24	ULM	4-0	6	2-3	2-3	0-0	0-0-0	2	-	-	-	-	6
Nov. 27	at NC State												DNP
Dec. 1	TEXAS SOUTHERN	5-0	7	1-3	1-3	2-2	0-0-0	1	-	-	-	-	5
Dec. 4	at Santa Clara	6-0	3	0-1	0-1	0-0	0-0-0	2	-	-	-	-	-
Dec. 11	UL-LAFAYETTE	7-0	7	0-2	0-2	0-0	0-0-0	-	-	1	-	-	-
Dec. 14	LSU-SHREVEPORT	8-0	13	1-4	1-3	0-0	0-3-3	1	-	-	-	-	3
Dec. 18	vs. LSU												DNP
Dec. 22	CROWLEY'S RIDGE	9-0	24	5-9	0-3	0-0	1-6-7	-	2	-	-	-	10
Dec. 30	MARSHALL*	10-0	2	0-1	0-1	0-0	0-1-1	-	-	-	-	-	-
Jan. 2	WKU*	11-0	0+	0-0	0-0	0-0	0-0-0	-	-	-	-	-	-
Jan. 6	at UTEP*												DNP
Jan. 8	at UTSA*												DNP
Jan. 13	SOUTHERN MISS*												DNP
Jan. 16	at Southern Miss*												DNP
Jan. 22	UAB*												DNP
Jan. 27	RICE*												DNP
Jan. 29	NORTH TEXAS*												DNP
Feb. 3	at Florida Atlantic*												DNP
Feb. 5	at FIU*												DNP
Feb. 10	at Charlotte*												DNP
Feb. 17	UTEP*												DNP
Feb. 19	UTSA*												DNP
Feb. 24	at Rice*												DNP
Feb. 26	at North Texas*												DNP
March 2	OLD DOMINION*												DNP
March 6	at UAB*												DNP



CAREER STATS

YEAR	GP	GS	MIN	AVG.	FG	FGA	PCT.	3FG	3FGA	PCT.	FT	FTA	PCT.	Rebounds			AVG	PF	FO	A	TO	BLK	STL	PTS	AVG
														OFF	DEF	TOTAL									
2021-22	11	0	79	7.2	13	29	45%	7	21	33%	5	7	71%	1	10	11	1.0	8	0	3	3	0	0	38	3.5
TOTAL	11	0	79	7.2	13	29	45%	7	21	33%	5	7	71%	1	10	11	1.0	8	0	3	3	0	0	38	3.5



KEASTON WILLIS

SOPHOMORE / GUARD
6-3 / 190 / SULPHUR SPRINGS, TEXAS
INCARNATE WORD



CAREER HIGHS

- Points**
34 vs. McMurry, 12/31/20
- Field Goals**
11 at Central Arkansas, 12/18/19
- Field Goal Attempts**
21 two times (last vs. McMurry, 12/31/20)
- 3-Point Field Goals**
7 two times (last vs. ULM, 11/24/21)
- 3-Point Field Goal Attempts**
15 vs. McNeese State, 2/19/20
- Rebounds**
9 vs. McMurry, 12/31/20
- Assists**
6 two times (last vs. NSU, 1/6/21)
- Blocks**
1 five times (last vs. Marshall, 12/30/21)
- Steals**
3 four times (last vs. WKU, 1/1/22)
- Minutes**
44 vs. Abilene Christian, 3/7/20

SEASON HIGHS

- Points**
22 vs. ULM, 11/24/21
- Field Goals**
8 vs. Marshall, 12/30/21
- Field Goal Attempts**
14 three times (last vs. Marshall, 12/30/21)
- 3-Point Field Goals**
7 vs. ULM, 11/24/21
- 3-Point Field Goal Attempts**
12 two times (last vs. LSU, 12/18/21)
- Rebounds**
7 three times (last vs. Crowley's Ridge, 12/22/21)
- Assists**
4 three times (last vs. WKU, 1/1/22)
- Blocks**
1 two times (last vs. Marshall, 12/30/21)
- Steals**
3 vs. WKU, 1/1/22
- Minutes**
35 vs. LSU, 12/18/21

GAME-BY-GAME STATS

DATE	OPPONENT	GP-GS	MIN	FG	3FG	FT	O-D-T	PF	A	TO	B	S	TP
Nov. 9	at #14 Alabama	1-0	26	6-12	3-8	1-2	1-2-3	-	1	-	-	-	16
Nov. 12	JACKSON STATE	2-0	22	0-8	0-4	1-2	1-3-4	1	4	-	1	1	1
Nov. 15	JARVIS CHRISTIAN	3-0	21	6-10	5-7	2-3	0-4-4	-	1	-	-	-	19
Nov. 19	at Northwestern State	4-1	30	5-10	3-6	2-2	1-6-7	-	1	3	-	1	15
Nov. 24	ULM	5-2	32	7-14	7-12	1-1	0-3-3	3	4	1	-	1	22
Nov. 27	at NC State	6-3	34	1-8	1-7	4-4	1-2-3	1	2	5	-	2	7
Dec. 1	TEXAS SOUTHERN	7-4	25	2-7	1-4	0-0	0-5-5	-	2	-	-	1	5
Dec. 4	at Santa Clara	8-5	25	3-8	2-4	0-0	1-4-5	5	-	-	-	2	8
Dec. 11	UL-LAFAYETTE	9-6	26	1-7	1-4	4-5	0-2-2	1	-	-	-	-	7
Dec. 14	LSU-SHREVEPORT	10-7	22	2-9	1-6	1-1	0-3-3	-	1	-	-	1	6
Dec. 18	vs. LSU	11-8	35	3-14	3-12	0-1	0-7-7	1	1	1	-	-	9
Dec. 22	CROWLEY'S RIDGE	12-9	19	4-8	3-7	2-2	1-6-7	2	3	2	-	-	13
Dec. 30	MARSHALL*	13-10	27	8-14	4-9	0-1	0-3-3	1	-	1	1	1	20
Jan. 2	WKU*	14-11	31	4-13	3-11	0-0	0-1-1	3	4	1	-	3	11
Jan. 6	at UTEP*	15-12	27	1-7	1-5	1-2	0-3-3	-	-	1	-	2	4
Jan. 8	at UTSA*												
Jan. 13	SOUTHERN MISS*												
Jan. 16	at Southern Miss*												
Jan. 22	UAB*												
Jan. 27	RICE*												
Jan. 29	NORTH TEXAS*												
Feb. 3	at Florida Atlantic*												
Feb. 5	at FIU*												
Feb. 10	at Charlotte*												
Feb. 17	UTEP*												
Feb. 19	UTSA*												
Feb. 24	at Rice*												
Feb. 26	at North Texas*												
March 2	OLD DOMINION*												
March 6	at UAB*												



CAREER STATS

YEAR	GP	GS	MIN	AVG.	FG	FGA	PCT.	3FG	3FGA	PCT.	FT	FTA	PCT.	Rebounds			AVG	PF	FO	A	TO	BLK	STL	PTS	AVG
														OFF	DEF	TOTAL									
2021-22	15	12	402	26.8	53	149	36%	38	106	36%	19	26	73%	6	54	60	4.0	18	1	24	15	2	15	163	10.9
2020-21*	20	20	676	33.8	125	294	43%	41	112	37%	88	116	76%	10	80	90	4.5	39	0	42	52	1	24	379	19.0
2019-20	31	27	956	30.8	133	358	37%	81	232	35%	65	85	77%	14	70	84	2.7	54	0	31	41	2	24	412	13.3
TOTAL	66	59	2034	30.8	311	801	39%	160	450	36%	172	227	76%	30	204	234	3.5	111	1	97	108	5	63	954	14.5

* at Incarnate Word

2021-22 OVERALL STATISTICS

2021-22 Men's Basketball

Louisiana Tech Combined Team Statistics (as of Jan 04, 2022)

All games

RECORD:	OVERALL	HOME	AWAY	NEUTRAL
ALL GAMES	12-3	9-0	3-2	0-1
CONFERENCE	3-0	2-0	1-0	0-0
NON-CONFERENCE	9-3	7-0	2-2	0-1

#	Player	gp-gs	min	avg	Total		3-Point		F-Throw		Rebounds				pf	dq	a	to	blk	stl	pts	avg
					fg-fga	fg%	3fg-fga	3fg%	ft-fa	ft%	off	def	tot	avg								
02	Kenneth Lofton, Jr.	14-14	355	25.4	93-162	.574	1-11	.091	52-80	.650	54	92	146	10.4	35	0	23	33	15	14	239	17.1
03	Amorie Archibald	15-15	445	29.7	60-137	.438	21-62	.339	56-61	.918	8	48	56	3.7	20	0	39	24	1	15	197	13.1
22	Isaiah Crawford	3-3	65	21.7	14-27	.519	1-5	.200	5-7	.714	6	8	14	4.7	6	0	5	7	1	4	34	11.3
00	Keaston Willis	15-12	402	26.8	53-149	.356	38-106	.358	19-26	.731	6	54	60	4.0	18	1	24	15	2	15	163	10.9
24	Cobe Williams	15-15	421	28.1	51-121	.421	12-50	.240	32-40	.800	7	42	49	3.3	25	0	53	33	0	20	146	9.7
23	David Green	15-0	218	14.5	31-73	.425	16-47	.340	12-21	.571	8	37	45	3.0	27	1	12	10	3	5	90	6.0
04	Kaleb Stewart	14-0	201	14.4	29-58	.500	11-31	.355	5-5	1.000	0	8	8	0.6	9	0	14	6	0	5	74	5.3
01	Kenny Hunter	15-1	201	13.4	34-48	.708	0-0	.000	9-13	.692	24	30	54	3.6	25	0	4	13	10	3	77	5.1
21	Exavian Christon	15-15	362	24.1	20-59	.339	12-35	.343	10-12	.833	4	32	36	2.4	25	0	22	16	2	12	62	4.1
11	LaDamien Bradford	14-0	221	15.8	21-42	.500	5-17	.294	8-13	.615	8	32	40	2.9	15	0	26	11	1	11	55	3.9
05	Terran Williams	11-0	79	7.2	13-29	.448	7-21	.333	5-7	.714	1	10	11	1.0	8	0	3	3	0	0	38	3.5
13	Stacey Thomas	2-0	17	8.5	3-3	1.000	0-0	.000	0-4	.000	2	3	5	2.5	0	0	1	0	1	0	6	3.0
10	Ben Ponder	5-0	13	2.6	2-6	.333	0-3	.000	0-0	.000	0	0	0	0.0	0	0	0	1	0	0	4	0.8
Team											22	27	49				5					
Total.....		15	3000		424-914	.464	124-388	.320	213-289	.737	150	423	573	38.2	213	2	226	177	36	104	1185	79.0
Opponents.....		15	3000		374-918	.407	120-365	.329	159-220	.723	153	384	537	35.8	268	-	206	215	43	104	1027	68.5

TEAM STATISTICS	TECH	OPP	Date	Opponent	Score	Att.
SCORING	1185	1027	11/09/21	at Alabama	L 64-93	12613
Points per game	79.0	68.5	11/12/21	JACKSON STATE	w 70-68	2449
Scoring margin	+10.5	-	11/15/21	JARVIS CHRISTIAN	w 91-61	2134
FIELD GOALS-ATT	424-914	374-918	11/19/21	at Northwestern State	w 83-64	1378
Field goal pct	.464	.407	11/24/21	ULM	w 96-74	2233
3 POINT FG-ATT	124-388	120-365	11/27/21	at NC State	L 81-90	10919
3-point FG pct	.320	.329	12/01/21	TEXAS SOUTHERN	w 87-60	2286
3-pt FG made per game	8.3	8.0	12/04/21	at Santa Clara	w 78-75	821
FREE THROWS-ATT	213-289	159-220	12/11/21	UL-LAFAYETTE	w 78-69	2603
Free throw pct	.737	.723	12/14/21	LSU-SHREVEPORT	w 84-70	2078
F-Throws made per game	14.2	10.6	12/18/21	vs LSU	L 57-66	6868
REBOUNDS	573	537	12/22/21	CROWLEY'S RIDGE	w 99-56	1898
Rebounds per game	38.2	35.8	* 12/30/21	MARSHALL	w 79-56	2778
Rebounding margin	+2.4	-	* 01/01/22	WKU	w 74-73	2348
ASSISTS	226	206	* 01/06/22	at UTEP	w 64-52	3701
Assists per game	15.1	13.7				
TURNOVERS	177	215				
Turnovers per game	11.8	14.3				
Turnover margin	+2.5	-				
Assist/turnover ratio	1.3	1.0				
STEALS	104	104				
Steals per game	6.9	6.9				
BLOCKS	36	43				
Blocks per game	2.4	2.9				
ATTENDANCE	20807	36300				
Home games-Avg/Game	9-2312	5-5886				
Neutral site-Avg/Game	-	1-6868				

* - Conference game

Score by Periods	1st	2nd	Totals
Louisiana Tech	564	621	1185
Opponents	442	585	1027

2021-22 CONFERENCE STATISTICS

2021-22 Men's Basketball

Louisiana Tech Combined Team Statistics (as of Jan 04, 2022)

Conference games only

RECORD:	OVERALL	HOME	AWAY	NEUTRAL
ALL GAMES	3-0	2-0	1-0	0-0
CONFERENCE	3-0	2-0	1-0	0-0
NON-CONFERENCE	0-0	0-0	0-0	0-0

#	Player	gp-gs	min	avg	Total		3-Point		F-Throw		Rebounds				pf	dq	a	to	blk	stl	pts	avg
					fg-fga	fg%	3fg-fga	3fg%	ft-fa	ft%	off	def	tot	avg								
24	Cobe Williams	3-3	91	30.3	21-37	.568	7-18	.389	8-9	.889	2	9	11	3.7	6	0	6	7	0	5	57	19.0
02	Kenneth Lofton, Jr.	3-3	79	26.3	14-32	.438	0-2	.000	12-18	.667	8	27	35	11.7	7	0	6	10	3	4	40	13.3
00	Keaston Willis	3-3	85	28.3	13-34	.382	8-25	.320	1-3	.333	0	7	7	2.3	4	0	4	3	1	6	35	11.7
03	Amorie Archibald	3-3	94	31.3	10-27	.370	4-14	.286	10-10	1.000	3	16	19	6.3	8	0	7	9	0	2	34	11.3
01	Kenny Hunter	3-0	37	12.3	4-7	.571	0-0	.000	4-7	.571	6	10	16	5.3	1	0	0	1	1	0	12	4.0
04	Kaleb Stewart	3-0	45	15.0	4-10	.400	3-8	.375	0-0	.000	0	1	1	0.3	1	0	3	1	0	0	11	3.7
21	Exavian Christon	3-3	76	25.3	4-15	.267	2-7	.286	0-0	.000	2	7	9	3.0	4	0	3	5	0	1	10	3.3
11	LaDamien Bradford	3-0	48	16.0	5-10	.500	0-4	.000	0-0	.000	2	6	8	2.7	2	0	2	0	1	2	10	3.3
23	David Green	3-0	40	13.3	3-8	.375	2-6	.333	0-1	.000	0	10	10	3.3	2	0	3	1	0	2	8	2.7
05	Terran Williams	2-0	2	1.0	0-1	.000	0-1	.000	0-0	.000	0	1	1	0.5	0	0	0	0	0	0	0	0.0
13	Stacey Thomas	1-0	3	3.0	0-0	.000	0-0	.000	0-0	.000	0	0	0	0.0	0	0	0	0	0	0	0	0.0
Team											6	2	8						1			
Total.....		3	600		78-181	.431	26-85	.306	35-48	.729	29	96	125	41.7	35	0	34	38	6	22	217	72.3
Opponents.....		3	600		66-184	.359	28-78	.359	21-30	.700	28	82	110	36.7	52	-	38	45	10	19	181	60.3

TEAM STATISTICS	TECH	OPP	Date	Opponent	Score	Att.
SCORING	217	181	* 12/30/21	MARSHALL	w 79-56	2778
Points per game	72.3	60.3	* 01/01/22	WKU	w 74-73	2348
Scoring margin	+12.0	-	* 01/06/22	at UTEP	w 64-52	3701
FIELD GOALS-ATT	78-181	66-184	* - Conference game			
Field goal pct	.431	.359				
3 POINT FG-ATT	26-85	28-78				
3-point FG pct	.306	.359				
3-pt FG made per game	8.7	9.3				
FREE THROWS-ATT	35-48	21-30				
Free throw pct	.729	.700				
F-Throws made per game	11.7	7.0				
REBOUNDS	125	110				
Rebounds per game	41.7	36.7				
Rebounding margin	+5.0	-				
ASSISTS	34	38				
Assists per game	11.3	12.7				
TURNOVERS	38	45				
Turnovers per game	12.7	15.0				
Turnover margin	+2.3	-				
Assist/turnover ratio	0.9	0.8				
STEALS	22	19				
Steals per game	7.3	6.3				
BLOCKS	6	10				
Blocks per game	2.0	3.3				
ATTENDANCE	5126	3701				
Home games-Avg/Game	2-2563	1-3701				
Neutral site-Avg/Game	-	0-0				

Score by Periods	1st	2nd	Totals
Louisiana Tech	104	113	217
Opponents	83	98	181

TV/RADIO ROSTER



0
KEASTON WILLIS
G - 6'3" - 190 - SO/TR
SULPHUR SPRINGS, TEXAS



1
KENNY HUNTER
F - 6'10" - 235 - FR/1L
SHREVEPORT, LA.



2
KENNETH LOFTON, JR.
F - 6'7" - 275 - FR/1L
PORT ARTHUR, TEXAS



3
AMORIE ARCHIBALD
G - 6'3" - 185 - SR/4L
DELTONA, FLA.



4
KALEB STEWART
G - 6'3" - 180 - FR/HS
ATASCOCITA, TEXAS



5
TERRAN WILLIAMS
G - 6'5" - 200 - FR/HS
MARIANNA, ARK.



10
BEN PONDER
G - 6'3" - 195 - FR/HS
SHREVEPORT, LA.



11
LADAMIEN BRADFORD
G - 6'5" - 215 - FR/TR
JONESBORO, LA.



13
STACEY THOMAS
F - 6'8" - 225 - JR/3L
HOUSTON, TEXAS



14
WILL ALLEN
F - 6'7" - 210 - FR/HS
NEW ORLEANS, LA.



21
EXAVIAN CHRISTON
G - 6'4" - 200 - SR/3L
HOT SPRINGS, ARK.



22
ISAIAH CRAWFORD
F - 6'6" - 220 - SO/2L
FORT WORTH, TEXAS



23
DAVID GREEN
F - 6'7" - 215 - FR/TR
APOPKA, FLA.



24
COBE WILLIAMS
G - 6'0" - 180 - SO/2L
DALLAS, TEXAS