



**UAB at UTSA**

02/27/21 Convocation Center, San Antonio, Texas  
2020-21 Men's Basketball

Game Time: 3:02 PM  
Game Duration: 1:54  
Attendance: 394

Officials: Kerry Sitton, Alexander Thompson, Rob Foster

**UAB - 79**

**Record: 19-6 (11-5)**

| NO.           | Name                 | F/C | Min   | FG    | 3P   | FT    | Rebounds |    |     | Fouls |    | TP | AS | TO | ST | Blocks |    | +/- |
|---------------|----------------------|-----|-------|-------|------|-------|----------|----|-----|-------|----|----|----|----|----|--------|----|-----|
|               |                      |     |       | M-A   | M-A  | M-A   | OR       | DR | TOT | PF    | FD |    |    |    |    | BS     | BA |     |
| 11            | Kassim Nicholson     | F   | 24:56 | 2-5   | 0-0  | 0-0   | 3        | 2  | 5   | 2     | 0  | 4  | 0  | 2  | 1  | 0      | 0  | -18 |
| 55            | Trey Jemison         | C   | 20:53 | 4-8   | 0-0  | 3-6   | 3        | 2  | 5   | 3     | 6  | 11 | 0  | 1  | 1  | 1      | 1  | -14 |
| 0             | Tyreek Scott-Grayson | G   | 22:25 | 5-11  | 1-4  | 2-2   | 0        | 1  | 1   | 1     | 1  | 13 | 1  | 1  | 0  | 0      | 0  | -7  |
| 3             | Tavin Lovan          | G   | 18:40 | 2-5   | 1-1  | 2-3   | 1        | 0  | 1   | 2     | 2  | 7  | 1  | 3  | 0  | 0      | 0  | -12 |
| 13            | Quan Jackson         | G   | 27:21 | 4-8   | 0-0  | 1-3   | 1        | 3  | 4   | 1     | 2  | 9  | 1  | 1  | 2  | 0      | 1  | -11 |
| 25            | Rongie Gordon        |     | 19:19 | 0-0   | 0-0  | 0-0   | 0        | 4  | 4   | 2     | 0  | 0  | 0  | 1  | 0  | 2      | 0  | -6  |
| 2             | Michael Ertel        |     | 20:35 | 3-10  | 2-7  | 2-2   | 0        | 1  | 1   | 1     | 1  | 10 | 1  | 0  | 0  | 0      | 1  | -19 |
| 5             | Jalen Benjamin       |     | 23:26 | 7-15  | 4-8  | 3-4   | 1        | 1  | 2   | 4     | 3  | 21 | 1  | 1  | 1  | 0      | 0  | -5  |
| 10            | Simeon Kirkland      |     | 08:59 | 1-2   | 0-0  | 0-0   | 0        | 0  | 0   | 1     | 0  | 2  | 0  | 0  | 0  | 0      | 0  | 4   |
| 12            | Tony Toney           |     | 08:34 | 0-1   | 0-0  | 2-2   | 1        | 2  | 3   | 0     | 1  | 2  | 1  | 0  | 0  | 0      | 0  | -3  |
| 4             | Koby Jeffries        |     | 02:26 | 0-0   | 0-0  | 0-0   | 0        | 1  | 1   | 0     | 0  | 0  | 0  | 0  | 0  | 0      | 0  | 3   |
| 33            | Tobias Rotegaard     |     | 02:26 | 0-0   | 0-0  | 0-0   | 0        | 0  | 0   | 0     | 0  | 0  | 0  | 0  | 0  | 0      | 0  | 3   |
| Team          |                      |     |       |       |      |       | 2        | 2  | 4   |       |    | 0  |    | 0  |    |        |    |     |
| <b>Totals</b> |                      |     |       | 28-65 | 8-20 | 15-22 | 12       | 19 | 31  | 17    | 16 | 79 | 6  | 10 | 5  | 3      | 3  | -17 |

| Shooting By Period |      |       |       |
|--------------------|------|-------|-------|
| 1 <sup>st</sup>    | FG%  | 12-32 | 37.5% |
|                    | 3PT% | 5-12  | 41.7% |
|                    | FT%  | 4-5   | 80%   |
| 2 <sup>nd</sup>    | FG%  | 16-33 | 48.5% |
|                    | 3PT% | 3-8   | 37.5% |
|                    | FT%  | 11-17 | 64.7% |
| GM                 | FG%  | 28-65 | 43.1% |
|                    | 3PT% | 8-20  | 40.0% |
|                    | FT%  | 15-22 | 68.2% |

Dead Ball Rebounds: 4, 2

Technical Fouls: Nicholson 2<sup>nd</sup> 5:35

**UTSA - 96**

**Record: 13-10 (9-7)**

| NO.           | Name               | F/C | Min   | FG    | 3P    | FT   | Rebounds |    |     | Fouls |    | TP | AS | TO | ST | Blocks |    | +/- |
|---------------|--------------------|-----|-------|-------|-------|------|----------|----|-----|-------|----|----|----|----|----|--------|----|-----|
|               |                    |     |       | M-A   | M-A   | M-A  | OR       | DR | TOT | PF    | FD |    |    |    |    | BS     | BA |     |
| 0             | Cedrick Alley Jr.  | F   | 19:06 | 4-4   | 1-1   | 0-0  | 1        | 3  | 4   | 2     | 0  | 9  | 0  | 2  | 0  | 1      | 0  | 20  |
| 12            | Phoenix Ford       | F   | 13:51 | 1-3   | 0-0   | 0-1  | 0        | 2  | 2   | 4     | 3  | 2  | 1  | 1  | 0  | 0      | 0  | 7   |
| 2             | Jhivvan Jackson    | G   | 36:10 | 13-21 | 6-10  | 0-0  | 0        | 3  | 3   | 3     | 2  | 32 | 5  | 1  | 1  | 0      | 0  | 24  |
| 3             | Jordan Ivy-Curry   | G   | 23:08 | 4-7   | 3-5   | 2-2  | 1        | 2  | 3   | 1     | 3  | 13 | 2  | 2  | 0  | 0      | 0  | 19  |
| 22            | Keaton Wallace     | G   | 37:34 | 8-13  | 3-4   | 3-4  | 0        | 7  | 7   | 1     | 4  | 22 | 7  | 1  | 2  | 0      | 1  | 20  |
| 24            | Jacob Germany      |     | 22:38 | 3-8   | 0-0   | 2-4  | 3        | 5  | 8   | 2     | 4  | 8  | 1  | 0  | 0  | 1      | 1  | 15  |
| 10            | Erik Czumbel       |     | 12:41 | 0-1   | 0-1   | 0-0  | 0        | 4  | 4   | 1     | 0  | 0  | 1  | 0  | 0  | 0      | 0  | -3  |
| 20            | Eric Parrish       |     | 22:06 | 5-7   | 0-0   | 0-0  | 1        | 0  | 1   | 3     | 0  | 10 | 3  | 0  | 0  | 1      | 1  | -3  |
| 25            | Adrian Rodriguez   |     | 01:57 | 0-0   | 0-0   | 0-0  | 1        | 1  | 2   | 0     | 0  | 0  | 0  | 1  | 0  | 0      | 0  | 0   |
| 11            | Lachlan Bofinger   |     | 03:50 | 0-1   | 0-0   | 0-0  | 0        | 1  | 1   | 0     | 0  | 0  | 1  | 0  | 1  | 0      | 0  | -5  |
| 1             | Jaja Sanni         |     | 02:26 | 0-1   | 0-1   | 0-0  | 0        | 0  | 0   | 0     | 0  | 0  | 0  | 0  | 0  | 0      | 0  | -3  |
| 32            | Isaiah Addo-Ankrah |     | 02:26 | 0-0   | 0-0   | 0-0  | 0        | 0  | 0   | 0     | 0  | 0  | 0  | 0  | 0  | 0      | 0  | -3  |
| 13            | Artan Jabbar       |     | 02:07 | 0-0   | 0-0   | 0-0  | 0        | 0  | 0   | 0     | 0  | 0  | 0  | 0  | 0  | 0      | 0  | -3  |
| Team          |                    |     |       |       |       |      | 1        | 0  | 1   |       |    | 0  |    | 1  |    |        |    |     |
| <b>Totals</b> |                    |     |       | 38-66 | 13-22 | 7-11 | 8        | 28 | 36  | 17    | 16 | 96 | 21 | 9  | 4  | 3      | 3  | 17  |

| Shooting By Period |      |       |       |
|--------------------|------|-------|-------|
| 1 <sup>st</sup>    | FG%  | 17-34 | 50.0% |
|                    | 3PT% | 5-9   | 55.6% |
|                    | FT%  | 3-6   | 50%   |
| 2 <sup>nd</sup>    | FG%  | 21-32 | 65.6% |
|                    | 3PT% | 8-13  | 61.5% |
|                    | FT%  | 4-5   | 80%   |
| GM                 | FG%  | 38-66 | 57.6% |
|                    | 3PT% | 13-22 | 59.1% |
|                    | FT%  | 7-11  | 63.6% |

Dead Ball Rebounds: 3, 0

Technical Fouls: Alley Jr. 2<sup>nd</sup> 5:35

|                  | UAB                       | UTSA                      |
|------------------|---------------------------|---------------------------|
| Biggest lead     | 8 (1 <sup>st</sup> 13:07) | 22 (2 <sup>nd</sup> 4:05) |
| Best Scoring Run | 7 (2 <sup>nd</sup> 12:36) | 16 (1 <sup>st</sup> 7:59) |
| Lead Changes     | 1                         |                           |
| Times Tied       | 2                         |                           |
| Time with Lead   | 08:38                     | 29:16                     |

| Points from   | UAB | UTSA |
|---------------|-----|------|
| Turnovers     | 7   | 12   |
| Paint         | 36  | 42   |
| Second Chance | 10  | 7    |
| Fast Breaks   | 17  | 9    |
| Bench         | 35  | 18   |

|      | Period by Period Scoring |     |     |
|------|--------------------------|-----|-----|
|      | 1st                      | 2nd | TOT |
| UAB  | 33                       | 46  | 79  |
| UTSA | 42                       | 54  | 96  |



**UAB at UTSA**

02/27/21 Convocation Center, San Antonio, Texas  
2020-21 Men's Basketball

**Game Time:** 3:02 PM  
**Game Duration:** 1:54  
**Attendance:** 394

**Officials:** Kerry Sitton, Alexander Thompson, Rob Foster

**Period 1**

**Quarter Starters:**

|             |                   |             |                |              |              |
|-------------|-------------------|-------------|----------------|--------------|--------------|
| <b>UTSA</b> | 0 Alley Jr. C     | 2 Jackson J | 3 Ivy-Curry J  | 12 Ford P    | 22 Wallace K |
| <b>UAB</b>  | 0 Scott-Grayson T | 3 Lovan T   | 11 Nicholson K | 13 Jackson Q | 55 Jemison T |

| Game Time | UTSA  | Score      | Diff      | UAB   |
|-----------|---|------------|-----------|---|
| 20:00     | 12 FORD P jumpball lost   |            |           | 55 JEMISON T jumpball won   |
| 19:44     |   | <b>0-2</b> | <b>-2</b> | 0 SCOTT-GRAYSON T 2pt FG in the paint, turnaround jump shot made (2)                  |
| 19:10     | 22 WALLACE K 2pt FG outside the paint, floating jump shot missed        |            |           |   |
| 19:07     |   |            |           | 55 JEMISON T defensive rebound (1)  |
| 18:57     |   |            |           | 11 NICHOLSON K 2pt FG outside the paint, turnaround jump shot missed                  |
| 18:53     |   |            |           | 13 JACKSON Q offensive rebound (1)  |
| 18:51     | 12 FORD P foul drawn (1)  |            |           | 3 LOVAN T foul offensive (1 - 1)  |
| 18:51     |   |            |           | 3 LOVAN T turnover offensive (1)  |
| 18:37     | 3 IVY-CURRY J 2pt FG from turnover in the paint, driving layup made (2) | <b>2-2</b> | <b>0</b>  |   |
| 18:20     |   |            |           | 55 JEMISON T 2pt FG outside the paint, hook shot missed                               |
| 18:16     | 2 JACKSON J defensive rebound (1)                                       |            |           |   |
| 18:16     | 2 JACKSON J foul drawn (1)  |            |           | 0 SCOTT-GRAYSON T foul personal (1 - 2)   |
| 18:01     | 22 WALLACE K 2pt FG in the paint, driving layup missed                  |            |           |   |
| 17:54     | 3 IVY-CURRY J offensive rebound (1)                                     |            |           |   |
| 17:53     | 3 IVY-CURRY J turnover bad pass (1)                                     |            |           | 11 NICHOLSON K steal (1)  |
| 17:46     | 2 JACKSON J foul personal (1 - 1)                                       |            |           | 55 JEMISON T foul drawn (1)   |
| 17:40     |   |            |           | 55 JEMISON T 2pt FG from turnover in the paint, hook shot missed                      |
| 17:37     | 0 ALLEY JR. C defensive rebound (1)                                     |            |           |   |
| 17:27     | 3 IVY-CURRY J turnover lost ball (2)                                    |            |           | 13 JACKSON Q steal (1)  |
| 17:20     |   |            |           | 13 JACKSON Q 2pt FG from turnover in the paint, driving layup missed                  |
| 17:16     |   |            |           | 11 NICHOLSON K offensive rebound (1)  |
| 17:13     |   | <b>2-4</b> | <b>-2</b> | 13 JACKSON Q 2pt FG from turnover second chance outside the paint, jump shot made (2) |
| 17:13     |   |            |           | 0 SCOTT-GRAYSON T assist (1)  |
| 17:02     | 2 JACKSON J foul drawn (2)  |            |           | 55 JEMISON T foul personal (1 - 3)  |
| 17:02     | 12 FORD P substitution out  |            |           |   |
| 17:02     | 24 GERMANY J substitution in  |            |           |   |
| 17:02     |   |            |           | 55 JEMISON T substitution out   |
| 17:02     |   |            |           | 25 GORDON R substitution in   |
| 16:52     | 24 GERMANY J foul drawn (1)   |            |           | 11 NICHOLSON K foul shooting (1 - 4)  |
| 16:52     | 24 GERMANY J free throw 1 - 2 missed                                    |            |           |   |
| 16:52     | offensive dead ball rebound (1)   |            |           |   |
| 16:52     |   |            |           | 0 SCOTT-GRAYSON T substitution out  |
| 16:52     |   |            |           | 2 ERTEL M substitution in   |
| 16:52     | 24 GERMANY J free throw 2 - 2 made (1)                                  | <b>3-4</b> | <b>-1</b> |   |
| 16:40     |   |            |           | 3 LOVAN T 2pt FG outside the paint, pull up jump shot missed                          |
| 16:36     | 24 GERMANY J defensive rebound (1)                                      |            |           |   |
| 16:31     | 2 JACKSON J 3pt FG , pull up jump shot missed                           |            |           |   |
| 16:28     |   |            |           | 11 NICHOLSON K defensive rebound (2)  |



**UAB at UTSA**

02/27/21 Convocation Center, San Antonio, Texas  
2020-21 Men's Basketball

**Game Time:** 3:02 PM  
**Game Duration:** 1:54  
**Attendance:** 394

**Officials:** Kerry Sitton, Alexander Thompson, Rob Foster

| Game Time | UTSA   | Score       | Diff      | UAB   |
|-----------|--|-------------|-----------|---|
| 16:22     |  | <b>3-7</b>  | <b>-4</b> | 2 ERTEL M 3pt FG , jump shot made (3)                         |
| 16:22     |  |             |           | 3 LOVAN T assist (1)  |
| 16:05     | 3 IVY-CURRY J 3pt FG , pull up jump shot made (5)              | <b>6-7</b>  | <b>-1</b> |   |
| 16:05     | 22 WALLACE K assist (1)  |             |           |   |
| 15:59     | Timeout media  |             |           |   |
| 15:59     | 2 JACKSON J substitution out                                   |             |           |   |
| 15:59     | 10 CZUMBEL E substitution in                                   |             |           |   |
| 15:44     |  |             |           | 3 LOVAN T turnover bad pass (2)                               |
| 15:25     | 3 IVY-CURRY J 3pt FG from turnover, step back jump shot missed |             |           |   |
| 15:24     |  |             |           | defensive dead ball rebound (1)                               |
| 15:24     | 0 ALLEY JR. C substitution out                                 |             |           |   |
| 15:24     | 3 IVY-CURRY J substitution out                                 |             |           |   |
| 15:24     | 2 JACKSON J substitution in                                    |             |           |   |
| 15:24     | 20 PARRISH E substitution in                                   |             |           |   |
| 15:24     |  |             |           | 3 LOVAN T substitution out                                    |
| 15:24     |  |             |           | 5 BENJAMIN J substitution in                                  |
| 15:24     |  |             |           | 11 NICHOLSON K substitution out                               |
| 15:24     |  |             |           | 55 JEMISON T substitution in                                  |
| 15:05     |  | <b>6-9</b>  | <b>-3</b> | 55 JEMISON T 2pt FG in the paint, hook shot made (2)          |
| 14:47     | 24 GERMANY J 2pt FG in the paint, jump shot missed             |             |           |   |
| 14:38     |  |             |           | 25 GORDON R defensive rebound (1)                             |
| 14:36     |  |             |           | 5 BENJAMIN J 3pt FG , jump shot missed                        |
| 14:32     | 10 CZUMBEL E defensive rebound (1)                             |             |           |   |
| 14:25     | 2 JACKSON J 2pt FG outside the paint, jump shot missed         |             |           |   |
| 14:19     |  |             |           | 13 JACKSON Q defensive rebound (2)                            |
| 14:14     |  | <b>6-11</b> | <b>-5</b> | 13 JACKSON Q 2pt FG in the paint, floating jump shot made (4) |
| 14:00     | 22 WALLACE K foul drawn (1)                                    |             |           | 5 BENJAMIN J foul shooting (1 - 5)                            |
| 14:00     | 22 WALLACE K free throw 1 - 2 missed                           |             |           |   |
| 14:00     | offensive dead ball rebound (2)                                |             |           |   |
| 14:00     |  |             |           | 13 JACKSON Q substitution out                                 |
| 14:00     |  |             |           | 0 SCOTT-GRAYSON T substitution in                             |
| 14:00     | 22 WALLACE K free throw 2 - 2 made (1)                         | <b>7-11</b> | <b>-4</b> |   |
| 13:47     |  | <b>7-14</b> | <b>-7</b> | 2 ERTEL M 3pt FG , pull up jump shot made (6)                 |
| 13:26     | 20 PARRISH E 2pt FG in the paint, driving layup blocked        |             |           |   |
| 13:26     |  |             |           | 25 GORDON R block (1)   |
| 13:22     |  |             |           | 25 GORDON R defensive rebound (2)                             |
| 13:07     | 24 GERMANY J foul shooting (1 - 2)                             |             |           | 55 JEMISON T foul drawn (2)                                   |
| 13:07     |  |             |           | 55 JEMISON T free throw 1 - 2 missed                          |
| 13:07     |  |             |           | offensive dead ball rebound (2)                               |
| 13:07     |  | <b>7-15</b> | <b>-8</b> | 55 JEMISON T free throw 2 - 2 made (3)                        |
| 12:45     | 2 JACKSON J 2pt FG outside the paint, pull up jump shot missed |             |           |   |
| 12:41     | 24 GERMANY J offensive rebound (2)                             |             |           |   |
| 12:39     | 24 GERMANY J 2pt FG second chance in the paint, layup blocked  |             |           |   |
| 12:39     |  |             |           | 55 JEMISON T block (1)  |
| 12:30     | 24 GERMANY J offensive rebound (3)                             |             |           |   |
| 12:30     | 24 GERMANY J 2pt FG second chance in the paint, layup made (3) | <b>9-15</b> | <b>-6</b> |   |



**UAB at UTSA**

02/27/21 Convocation Center, San Antonio, Texas  
2020-21 Men's Basketball

**Game Time:** 3:02 PM  
**Game Duration:** 1:54  
**Attendance:** 394

**Officials:** Kerry Sitton, Alexander Thompson, Rob Foster

| Game Time | UTSA   | Score        | Diff      | UAB  |
|-----------|--|--------------|-----------|--|
| 12:27     |  |              |           | 2 ERTEL M 3pt FG , jump shot missed                              |
| 12:21     | 22 WALLACE K defensive rebound (1)   |              |           |  |
| 12:17     | 22 WALLACE K 2pt FG in the paint, driving layup missed                         |              |           |  |
| 12:13     |  |              |           | 0 SCOTT-GRAYSON T defensive rebound (1)                          |
| 12:11     |  |              |           | 0 SCOTT-GRAYSON T 2pt FG in the paint, floating jump shot missed |
| 12:07     | 10 CZUMBEL E defensive rebound (2)   |              |           |  |
| 11:58     | 2 JACKSON J 2pt FG outside the paint, step back jump shot made (2)             | <b>11-15</b> | <b>-4</b> |  |
| 11:32     |  |              |           | 0 SCOTT-GRAYSON T 3pt FG , jump shot missed                      |
| 11:29     | 24 GERMANY J defensive rebound (4)   |              |           |  |
| 11:21     | 2 JACKSON J 2pt FG in the paint, driving layup made (4)                        | <b>13-15</b> | <b>-2</b> |  |
| 10:54     |  |              |           | 5 BENJAMIN J 2pt FG in the paint, driving layup missed           |
| 10:51     |  |              |           | 55 JEMISON T offensive rebound (2)                               |
| 10:48     |  |              |           | 2 ERTEL M 3pt FG second chance, jump shot missed                 |
| 10:46     | 24 GERMANY J defensive rebound (5)   |              |           |  |
| 10:42     | 22 WALLACE K 3pt FG , pull up jump shot missed                                 |              |           |  |
| 10:39     |  |              |           | 25 GORDON R defensive rebound (3)                                |
| 10:31     |  |              |           | 5 BENJAMIN J 2pt FG outside the paint, pull up jump shot missed  |
| 10:27     | 24 GERMANY J defensive rebound (6)   |              |           |  |
| 10:21     | 24 GERMANY J 2pt FG outside the paint, jump shot missed                        |              |           |  |
| 10:18     |  |              |           | 25 GORDON R defensive rebound (4)                                |
| 10:05     |  |              |           | 2 ERTEL M 3pt FG , pull up jump shot missed                      |
| 10:01     | 10 CZUMBEL E defensive rebound (3)   |              |           |  |
| 09:57     | 2 JACKSON J 2pt FG in the paint, driving layup missed                          |              |           |  |
| 09:55     | 24 GERMANY J offensive rebound (7)   |              |           |  |
| 09:55     | 24 GERMANY J 2pt FG second chance in the paint, layup missed                   |              |           |  |
| 09:55     | offensive rebound (15)   |              |           |  |
| 09:55     | Timeout media  |              |           |  |
| 09:55     | 20 PARRISH E substitution out  |              |           |  |
| 09:55     | 24 GERMANY J substitution out  |              |           |  |
| 09:55     | 0 ALLEY JR. C substitution in  |              |           |  |
| 09:55     | 12 FORD P substitution in  |              |           |  |
| 09:55     |  |              |           | 0 SCOTT-GRAYSON T substitution out                               |
| 09:55     |  |              |           | 5 BENJAMIN J substitution out                                    |
| 09:55     |  |              |           | 55 JEMISON T substitution out                                    |
| 09:55     |  |              |           | 3 LOVAN T substitution in  |
| 09:55     |  |              |           | 11 NICHOLSON K substitution in                                   |
| 09:55     |  |              |           | 13 JACKSON Q substitution in                                     |
| 09:42     | 0 ALLEY JR. C 2pt FG second chance in the paint, turnaround jump shot made (2) | <b>15-15</b> | <b>0</b>  |  |
| 09:42     | 10 CZUMBEL E assist (1)  |              |           |  |
| 09:23     | 2 JACKSON J steal (1)  |              |           | 25 GORDON R turnover lost ball (1)                               |
| 09:16     | 22 WALLACE K 2pt FG fast break from turnover in the paint, dunk, made (3)      | <b>17-15</b> | <b>2</b>  |  |
| 09:16     | 2 JACKSON J assist (1)   |              |           |  |
| 09:12     | 10 CZUMBEL E substitution out  |              |           |  |
| 09:12     | 3 IVY-CURRY J substitution in  |              |           |  |
| 09:12     |  |              |           | 25 GORDON R substitution out                                     |



| Game Time | UTSA  | Score        | Diff      | UAB   |
|-----------|---|--------------|-----------|---|
| 09:12     |   |              |           | 55 JEMISON T substitution in                                    |
| 08:53     |   |              |           | 13 JACKSON Q 2pt FG in the paint, driving layup missed          |
| 08:50     | 22 WALLACE K defensive rebound (2)  |              |           |   |
| 08:46     | 2 JACKSON J 3pt FG fast break, jump shot made (7)                                 | <b>20-15</b> | <b>5</b>  |   |
| 08:46     | 3 IVY-CURRY J assist (1)  |              |           |   |
| 08:26     |   |              |           | 13 JACKSON Q 2pt FG outside the paint, pull up jump shot missed |
| 08:24     | 22 WALLACE K defensive rebound (3)  |              |           |   |
| 07:59     | 2 JACKSON J 3pt FG , jump shot made (10)  | <b>23-15</b> | <b>8</b>  |   |
| 07:59     | 12 FORD P assist (1)  |              |           |   |
| 07:54     |   |              |           | Timeout 30 Sec  |
| 07:54     | Timeout media   |              |           |   |
| 07:54     |   |              |           | 2 ERTEL M substitution out                                      |
| 07:54     |   |              |           | 0 SCOTT-GRAYSON T substitution in                               |
| 07:39     |   | <b>23-18</b> | <b>5</b>  | 3 LOVAN T 3pt FG , jump shot made (3)                           |
| 07:39     |   |              |           | 13 JACKSON Q assist (1)   |
| 07:09     | 0 ALLEY JR. C 2pt FG in the paint, turnaround jump shot made (4)                  | <b>25-18</b> | <b>7</b>  |   |
| 06:47     | 12 FORD P foul shooting (1 - 3)   |              |           | 55 JEMISON T foul drawn (3)                                     |
| 06:47     |   | <b>25-19</b> | <b>6</b>  | 55 JEMISON T free throw 1 - 2 made (4)                          |
| 06:47     |   | <b>25-20</b> | <b>5</b>  | 55 JEMISON T free throw 2 - 2 made (5)                          |
| 06:18     | 3 IVY-CURRY J 2pt FG in the paint, driving layup missed                           |              |           |   |
| 06:15     |   |              |           | 55 JEMISON T defensive rebound (3)                              |
| 05:58     | 12 FORD P foul drawn (2)  |              |           | 55 JEMISON T foul offensive (2 - 6)                             |
| 05:58     |   |              |           | 55 JEMISON T turnover offensive (1)                             |
| 05:58     | 12 FORD P substitution out  |              |           |   |
| 05:58     | 24 GERMANY J substitution in  |              |           |   |
| 05:58     |   |              |           | 55 JEMISON T substitution out                                   |
| 05:58     |   |              |           | 25 GORDON R substitution in                                     |
| 05:34     | 22 WALLACE K 2pt FG from turnover outside the paint, step back jump shot made (5) | <b>27-20</b> | <b>7</b>  |   |
| 05:15     |   |              |           | 3 LOVAN T 2pt FG outside the paint, pull up jump shot missed    |
| 05:12     | 0 ALLEY JR. C defensive rebound (2)   |              |           |   |
| 05:10     | 2 JACKSON J 2pt FG fast break in the paint, layup made (12)                       | <b>29-20</b> | <b>9</b>  |   |
| 05:10     | 22 WALLACE K assist (2)   |              |           |   |
| 04:41     |   | <b>29-22</b> | <b>7</b>  | 0 SCOTT-GRAYSON T 2pt FG in the paint, driving layup made (4)   |
| 04:25     | 0 ALLEY JR. C 3pt FG , jump shot made (7)   | <b>32-22</b> | <b>10</b> |   |
| 04:25     | 24 GERMANY J assist (1)   |              |           |   |
| 04:07     |   |              |           | 0 SCOTT-GRAYSON T 3pt FG , jump shot missed                     |
| 04:02     | 3 IVY-CURRY J defensive rebound (2)   |              |           |   |
| 03:43     | 2 JACKSON J 2pt FG in the paint, driving layup made (14)                          | <b>34-22</b> | <b>12</b> |   |
| 03:24     |   | <b>34-24</b> | <b>10</b> | 3 LOVAN T 2pt FG in the paint, pull up jump shot made (5)       |
| 03:24     | 0 ALLEY JR. C foul shooting (1 - 4)   |              |           | 3 LOVAN T foul drawn (1)  |
| 03:24     | Timeout media   |              |           |   |
| 03:24     | 0 ALLEY JR. C substitution out  |              |           |   |
| 03:24     | 3 IVY-CURRY J substitution out  |              |           |   |
| 03:24     | 10 CZUMBEL E substitution in  |              |           |   |
| 03:24     | 20 PARRISH E substitution in  |              |           |   |
| 03:24     |   |              |           | 0 SCOTT-GRAYSON T substitution out                              |



**UAB at UTSA**

02/27/21 Convocation Center, San Antonio, Texas  
2020-21 Men's Basketball

**Game Time:** 3:02 PM  
**Game Duration:** 1:54  
**Attendance:** 394

**Officials:** Kerry Sitton, Alexander Thompson, Rob Foster

| Game Time             | UTSA  | Score        | Diff      | UAB   |
|-----------------------|---|--------------|-----------|---|
| 03:24                 |   |              |           | 11 NICHOLSON K substitution out                                   |
| 03:24                 |   |              |           | 25 GORDON R substitution out                                      |
| 03:24                 |   |              |           | 2 ERTEL M substitution in   |
| 03:24                 |   |              |           | 5 BENJAMIN J substitution in                                      |
| 03:24                 |   |              |           | 10 KIRKLAND S substitution in                                     |
| 03:24                 |   | <b>34-25</b> | <b>9</b>  | 3 LOVAN T free throw 1 - 1 made (6)                               |
| 03:12                 | 24 GERMANY J foul drawn (2)   |              |           | 3 LOVAN T foul shooting (2 - 7)                                   |
| 03:12                 | 24 GERMANY J free throw 1 - 2 missed                                |              |           |   |
| 03:12                 | offensive dead ball rebound (3)                                     |              |           |   |
| 03:12                 |   |              |           | 3 LOVAN T substitution out  |
| 03:12                 |   |              |           | 11 NICHOLSON K substitution in                                    |
| 03:12                 | 24 GERMANY J free throw 2 - 2 made (4)                              | <b>35-25</b> | <b>10</b> |   |
| 02:52                 |   | <b>35-27</b> | <b>8</b>  | 11 NICHOLSON K 2pt FG in the paint, layup made (2)                |
| 02:37                 | 2 JACKSON J 3pt FG , jump shot missed                               |              |           |   |
| 02:33                 |   |              |           | 13 JACKSON Q defensive rebound (3)                                |
| 02:24                 |   |              |           | 11 NICHOLSON K turnover lost ball (1)                             |
| 02:11                 | 2 JACKSON J 2pt FG from turnover in the paint, driving layup missed |              |           |   |
| 02:08                 |   |              |           | 5 BENJAMIN J defensive rebound (1)                                |
| 02:04                 |   | <b>35-30</b> | <b>5</b>  | 5 BENJAMIN J 3pt FG fast break, pull up jump shot made (3)        |
| 02:00                 | Timeout 30 Sec  |              |           |   |
| 01:47                 | 20 PARRISH E 2pt FG in the paint, layup made (2)                    | <b>37-30</b> | <b>7</b>  |   |
| 01:47                 | 22 WALLACE K assist (3)   |              |           |   |
| 01:31                 |   |              |           | 11 NICHOLSON K 2pt FG outside the paint, pull up jump shot missed |
| 01:27                 | 2 JACKSON J defensive rebound (2)                                   |              |           |   |
| 01:12                 | 24 GERMANY J 2pt FG in the paint, layup made (6)                    | <b>39-30</b> | <b>9</b>  |   |
| 00:55                 |   |              |           | 2 ERTEL M 3pt FG , jump shot missed                               |
| 00:51                 | 10 CZUMBEL E defensive rebound (4)                                  |              |           |   |
| 00:40                 | 22 WALLACE K 3pt FG , jump shot made (8)                            | <b>42-30</b> | <b>12</b> |   |
| 00:40                 | 2 JACKSON J assist (2)  |              |           |   |
| 00:08                 |   |              |           | 5 BENJAMIN J 2pt FG in the paint, driving layup missed            |
| 00:05                 | 2 JACKSON J defensive rebound (3)                                   |              |           |   |
| 00:01                 | 22 WALLACE K turnover travel (1)                                    |              |           |   |
| 00:00                 |   | <b>42-33</b> | <b>9</b>  | 5 BENJAMIN J 3pt FG from turnover, pull up jump shot made (6)     |
| <b>END OF PERIOD</b>  |   |              |           |   |
| <b>UTSA 42-33 UAB</b> |   |              |           |   |



**UAB at UTSA**

02/27/21 Convocation Center, San Antonio, Texas  
2020-21 Men's Basketball

Game Time: 3:02 PM  
Game Duration: 1:54  
Attendance: 394

Officials: Kerry Sitton, Alexander Thompson, Rob Foster

**UAB - 33**

| NO.           | Name                 | Min     | FG    | 3P   | FT  | Rebounds |    |     | Fouls |    | TP | AS | TO | ST | Blocks |    | +/- |
|---------------|----------------------|---------|-------|------|-----|----------|----|-----|-------|----|----|----|----|----|--------|----|-----|
|               |                      |         | M-A   | M-A  | M-A | OR       | DR | TOT | PF    | FD |    |    |    |    | BS     | BA |     |
| 11            | Kassim Nicholson     | F 14:19 | 1-3   | 0-0  | 0-0 | 1        | 1  | 2   | 1     | 0  | 2  | 0  | 1  | 1  | 0      | 0  | -11 |
| 55            | Trey Jemison         | C 11:41 | 1-3   | 0-0  | 3-4 | 1        | 2  | 3   | 2     | 3  | 5  | 0  | 1  | 0  | 1      | 0  | 0   |
| 0             | Tyreek Scott-Grayson | G 11:43 | 2-5   | 0-2  | 0-0 | 0        | 1  | 1   | 1     | 0  | 4  | 1  | 0  | 0  | 0      | 0  | -3  |
| 3             | Tavin Lovan          | G 11:19 | 2-4   | 1-1  | 1-1 | 0        | 0  | 0   | 2     | 1  | 6  | 1  | 2  | 0  | 0      | 0  | -10 |
| 13            | Quan Jackson         | G 15:55 | 2-5   | 0-0  | 0-0 | 1        | 2  | 3   | 0     | 0  | 4  | 1  | 0  | 1  | 0      | 0  | -6  |
| 25            | Rongie Gordon        | 10:24   | 0-0   | 0-0  | 0-0 | 0        | 4  | 4   | 0     | 0  | 0  | 0  | 1  | 0  | 1      | 0  | -9  |
| 2             | Michael Ertel        | 12:22   | 2-6   | 2-6  | 0-0 | 0        | 0  | 0   | 0     | 0  | 6  | 0  | 0  | 0  | 0      | 0  | -9  |
| 5             | Jalen Benjamin       | 08:53   | 2-6   | 2-3  | 0-0 | 0        | 1  | 1   | 1     | 0  | 6  | 0  | 0  | 0  | 0      | 0  | 2   |
| 10            | Simeon Kirkland      | 03:24   | 0-0   | 0-0  | 0-0 | 0        | 0  | 0   | 0     | 0  | 0  | 0  | 0  | 0  | 0      | 0  | 1   |
| Team          |                      |         |       |      |     | 0        | 0  | 0   |       |    | 0  |    |    |    |        |    |     |
| <b>Totals</b> |                      |         | 12-32 | 5-12 | 4-5 | 3        | 11 | 14  | 7     | 4  | 33 | 3  | 5  | 2  | 2      | 0  | -9  |

| Shooting By Period |       |       |
|--------------------|-------|-------|
| 1st FG%            | 12-32 | 37.5% |
| 3PT%               | 5-12  | 41.7% |
| FT%                | 4-5   | 80%   |
| GM FG%             | 12-32 | 37.5% |
| 3PT%               | 5-12  | 41.7% |
| FT%                | 4-5   | 80.0% |

Dead Ball Rebounds: 1, 1

Technical Fouls::NONE

**UTSA - 42**

| NO.           | Name              | Min     | FG    | 3P  | FT  | Rebounds |    |     | Fouls |    | TP | AS | TO | ST | Blocks |    | +/- |
|---------------|-------------------|---------|-------|-----|-----|----------|----|-----|-------|----|----|----|----|----|--------|----|-----|
|               |                   |         | M-A   | M-A | M-A | OR       | DR | TOT | PF    | FD |    |    |    |    | BS     | BA |     |
| 0             | Cedrick Alley Jr. | F 11:07 | 3-3   | 1-1 | 0-0 | 0        | 2  | 2   | 1     | 0  | 7  | 0  | 0  | 0  | 0      | 0  | 11  |
| 12            | Phoenix Ford      | F 06:55 | 0-0   | 0-0 | 0-0 | 0        | 0  | 0   | 1     | 2  | 0  | 1  | 0  | 0  | 0      | 0  | 5   |
| 2             | Jhivvan Jackson   | G 19:25 | 6-12  | 2-4 | 0-0 | 0        | 3  | 3   | 1     | 2  | 14 | 2  | 0  | 1  | 0      | 0  | 9   |
| 3             | Jordan Ivy-Curry  | G 10:24 | 2-4   | 1-2 | 0-0 | 1        | 1  | 2   | 0     | 0  | 5  | 1  | 2  | 0  | 0      | 0  | 7   |
| 22            | Keaton Wallace    | G 20:00 | 3-7   | 1-2 | 1-2 | 0        | 3  | 3   | 0     | 1  | 8  | 3  | 1  | 0  | 0      | 0  | 9   |
| 24            | Jacob Germany     | 13:05   | 2-6   | 0-0 | 2-4 | 3        | 4  | 7   | 1     | 2  | 6  | 1  | 0  | 0  | 0      | 1  | 4   |
| 10            | Erik Czumbel      | 10:11   | 0-0   | 0-0 | 0-0 | 0        | 4  | 4   | 0     | 0  | 0  | 1  | 0  | 0  | 0      | 0  | 2   |
| 20            | Eric Parrish      | 08:53   | 1-2   | 0-0 | 0-0 | 0        | 0  | 0   | 0     | 0  | 2  | 0  | 0  | 0  | 0      | 1  | -2  |
| Team          |                   |         |       |     |     | 1        | 0  | 1   |       |    | 0  |    |    |    |        |    |     |
| <b>Totals</b> |                   |         | 17-34 | 5-9 | 3-6 | 5        | 17 | 22  | 4     | 7  | 42 | 9  | 3  | 1  | 0      | 2  | 9   |

| Shooting By Period |       |       |
|--------------------|-------|-------|
| 1st FG%            | 17-34 | 50.0% |
| 3PT%               | 5-9   | 55.6% |
| FT%                | 3-6   | 50%   |
| GM FG%             | 17-34 | 50.0% |
| 3PT%               | 5-9   | 55.6% |
| FT%                | 3-6   | 50.0% |

Dead Ball Rebounds: 3, 0

Technical Fouls::NONE

|                  | UAB                       | UTSA                      |
|------------------|---------------------------|---------------------------|
| Biggest lead     | 8 (1 <sup>st</sup> 13:07) | 12 (1 <sup>st</sup> 3:43) |
| Best Scoring Run | 5(1 <sup>st</sup> 2:04)   | 16(1 <sup>st</sup> 7:59)  |
| Lead Changes     | 1                         |                           |
| Times Tied       | 2                         |                           |
| Time with Lead   | 08:38                     | 09:16                     |

| Points from   | UAB | UTSA |
|---------------|-----|------|
| Turnovers     | 5   | 6    |
| Paint         | 12  | 20   |
| Second Chance | 2   | 4    |
| Fast Breaks   | 3   | 7    |
| Bench         | 12  | 8    |

|      | Period by Period Scoring |     |     |
|------|--------------------------|-----|-----|
|      | 1st                      | 2nd | TOT |
| UAB  | 33                       | 46  | 79  |
| UTSA | 42                       | 54  | 96  |



**UAB at UTSA**

**Period 2**

**Quarter Starters:**

|             |                   |             |               |              |              |
|-------------|-------------------|-------------|---------------|--------------|--------------|
| <b>UTSA</b> | 0 Alley Jr. C     | 2 Jackson J | 3 Ivy-Curry J | 22 Wallace K | 24 Germany J |
| <b>UAB</b>  | 0 Scott-Grayson T | 3 Lovan T   | 5 Benjamin J  | 13 Jackson Q | 55 Jemison T |

| Game Time | UTSA  | Score        | Diff      | UAB  |
|-----------|---|--------------|-----------|--|
| 20:00     | 10 CZUMBEL E substitution out   |              |           |  |
| 20:00     | 20 PARRISH E substitution out   |              |           |  |
| 20:00     | 0 ALLEY JR. C substitution in   |              |           |  |
| 20:00     | 3 IVY-CURRY J substitution in   |              |           |  |
| 20:00     |   |              |           | 2 ERTEL M substitution out   |
| 20:00     |   |              |           | 10 KIRKLAND S substitution out                                     |
| 20:00     |   |              |           | 11 NICHOLSON K substitution out                                    |
| 20:00     |   |              |           | 0 SCOTT-GRAYSON T substitution in                                  |
| 20:00     |   |              |           | 3 LOVAN T substitution in  |
| 20:00     |   |              |           | 55 JEMISON T substitution in                                       |
| 19:41     | 2 JACKSON J turnover bad pass (1)                                       |              |           | 13 JACKSON Q steal (2)   |
| 19:38     | 2 JACKSON J foul shooting (2 - 1)                                       |              |           | 13 JACKSON Q foul drawn (1)  |
| 19:38     |   |              |           | 13 JACKSON Q free throw fast break 1 - 2 missed                    |
| 19:38     |   |              |           | offensive dead ball rebound (3)                                    |
| 19:38     |   |              |           | 13 JACKSON Q free throw fast break 2 - 2 missed                    |
| 19:36     | 22 WALLACE K defensive rebound (4)                                      |              |           |  |
| 19:27     | jump ball situation   |              |           |  |
| 19:27     | 0 ALLEY JR. C turnover lost ball (1)                                    |              |           | 55 JEMISON T steal (1)   |
| 19:14     |   |              |           | 55 JEMISON T 2pt FG from turnover in the paint, dunk, blocked      |
| 19:14     | 24 GERMANY J block (1)  |              |           |  |
| 19:08     | 0 ALLEY JR. C defensive rebound (3)                                     |              |           |  |
| 19:06     | 2 JACKSON J 2pt FG in the paint, driving layup made (16)                | <b>44-33</b> | <b>11</b> |  |
| 18:50     |   |              |           | 13 JACKSON Q 2pt FG in the paint, driving layup blocked            |
| 18:50     | 0 ALLEY JR. C block (1)   |              |           |  |
| 18:50     |   |              |           | offensive rebound (15)   |
| 18:45     | jump ball situation   |              |           |  |
| 18:45     | 22 WALLACE K steal (1)  |              |           | 0 SCOTT-GRAYSON T turnover lost ball (1)                           |
| 18:27     | 22 WALLACE K 2pt FG from turnover in the paint, driving layup made (10) | <b>46-33</b> | <b>13</b> |  |
| 18:14     |   |              |           | 0 SCOTT-GRAYSON T 2pt FG in the paint, turnaround jump shot missed |
| 18:10     | 24 GERMANY J defensive rebound (8)                                      |              |           |  |
| 17:59     | 24 GERMANY J 2pt FG outside the paint, turnaround jump shot missed      |              |           |  |
| 17:56     | 0 ALLEY JR. C offensive rebound (4)                                     |              |           |  |
| 17:55     | 2 JACKSON J 3pt FG second chance, jump shot missed                      |              |           |  |
| 17:51     |   |              |           | defensive rebound (16)   |
| 17:51     |   |              |           | 0 SCOTT-GRAYSON T substitution out                                 |
| 17:51     |   |              |           | 2 ERTEL M substitution in  |
| 17:33     | 22 WALLACE K steal (2)  |              |           | 3 LOVAN T turnover lost ball (3)                                   |
| 17:12     | 22 WALLACE K 2pt FG from turnover in the paint, driving layup made (12) | <b>48-33</b> | <b>15</b> |  |
| 17:06     |   | <b>48-36</b> | <b>12</b> | 5 BENJAMIN J 3pt FG fast break, pull up jump shot made (9)         |
| 16:44     | 3 IVY-CURRY J 3pt FG , pull up jump shot made (8)                       | <b>51-36</b> | <b>15</b> |  |



**UAB at UTSA**

02/27/21 Convocation Center, San Antonio, Texas  
2020-21 Men's Basketball

**Game Time:** 3:02 PM  
**Game Duration:** 1:54  
**Attendance:** 394

**Officials:** Kerry Sitton, Alexander Thompson, Rob Foster

| Game Time | UTSA  | Score        | Diff      | UAB   |
|-----------|---|--------------|-----------|---|
| 16:44     | 2 JACKSON J assist (3)                                    |              |           |   |
| 16:30     |   | <b>51-38</b> | <b>13</b> | 55 JEMISON T 2pt FG in the paint, hook shot made (7)                        |
| 16:30     |   |              |           | 2 ERTEL M assist (1)  |
| 16:12     | 22 WALLACE K foul drawn (2)                               |              |           | 5 BENJAMIN J foul personal (2 - 1)  |
| 16:12     |   |              |           | 3 LOVAN T substitution out  |
| 16:12     |   |              |           | 13 JACKSON Q substitution out   |
| 16:12     |   |              |           | 11 NICHOLSON K substitution in  |
| 16:12     |   |              |           | 12 TONEY T substitution in  |
| 16:02     | 3 IVY-CURRY J foul drawn (1)                              |              |           | 5 BENJAMIN J foul personal (3 - 2)  |
| 15:52     | 3 IVY-CURRY J 3pt FG , jump shot missed                   |              |           |   |
| 15:47     |   |              |           | 12 TONEY T defensive rebound (1)  |
| 15:41     |   |              |           | 2 ERTEL M 2pt FG outside the paint, pull up jump shot missed                |
| 15:38     |   |              |           | 55 JEMISON T offensive rebound (4)  |
| 15:38     |   |              |           | Timeout 30 Sec  |
| 15:38     | 24 GERMANY J substitution out                             |              |           |   |
| 15:38     | 12 FORD P substitution in                                 |              |           |   |
| 15:29     |   |              |           | 55 JEMISON T 2pt FG second chance in the paint, hook shot missed            |
| 15:26     | 3 IVY-CURRY J defensive rebound (3)                       |              |           |   |
| 15:18     | 2 JACKSON J 2pt FG outside the paint, jump shot made (18) | <b>53-38</b> | <b>15</b> |   |
| 15:06     | 2 JACKSON J foul shooting (3 - 2)                         |              |           | 5 BENJAMIN J foul drawn (1)   |
| 15:06     | Timeout media   |              |           |   |
| 15:06     | 3 IVY-CURRY J substitution out                            |              |           |   |
| 15:06     | 10 CZUMBEL E substitution in                              |              |           |   |
| 15:06     |   | <b>53-39</b> | <b>14</b> | 5 BENJAMIN J free throw 1 - 2 made (10)                                     |
| 15:06     |   | <b>53-40</b> | <b>13</b> | 5 BENJAMIN J free throw 2 - 2 made (11)                                     |
| 14:50     | 2 JACKSON J 3pt FG , jump shot made (21)                  | <b>56-40</b> | <b>16</b> |   |
| 14:50     | 22 WALLACE K assist (4)                                   |              |           |   |
| 14:36     |   |              |           | 5 BENJAMIN J 3pt FG , pull up jump shot missed                              |
| 14:34     |   |              |           | 55 JEMISON T offensive rebound (5)  |
| 14:34     | 12 FORD P foul personal (2 - 3)                           |              |           | 55 JEMISON T foul drawn (4)   |
| 14:34     | 0 ALLEY JR. C substitution out                            |              |           |   |
| 14:34     | 20 PARRISH E substitution in                              |              |           |   |
| 14:34     |   |              |           | 2 ERTEL M substitution out  |
| 14:34     |   |              |           | 12 TONEY T substitution out   |
| 14:34     |   |              |           | 55 JEMISON T substitution out   |
| 14:34     |   |              |           | 0 SCOTT-GRAYSON T substitution in   |
| 14:34     |   |              |           | 13 JACKSON Q substitution in  |
| 14:34     |   |              |           | 25 GORDON R substitution in   |
| 14:19     |   | <b>56-42</b> | <b>14</b> | 0 SCOTT-GRAYSON T 2pt FG second chance in the paint, driving layup made (6) |
| 13:49     | 10 CZUMBEL E 3pt FG , jump shot missed                    |              |           |   |
| 13:47     |   |              |           | defensive dead ball rebound (4)   |
| 13:35     |   |              |           | 5 BENJAMIN J 3pt FG , pull up jump shot missed                              |
| 13:30     | 22 WALLACE K defensive rebound (5)                        |              |           |   |
| 13:25     | 22 WALLACE K foul drawn (3)                               |              |           | 5 BENJAMIN J foul personal (4 - 3)  |
| 13:25     | 2 JACKSON J substitution out                              |              |           |   |
| 13:25     | 3 IVY-CURRY J substitution in                             |              |           |   |
| 13:25     |   |              |           | 5 BENJAMIN J substitution out   |
| 13:25     |   |              |           | 3 LOVAN T substitution in   |



**UAB at UTSA**

02/27/21 Convocation Center, San Antonio, Texas  
2020-21 Men's Basketball

**Game Time:** 3:02 PM  
**Game Duration:** 1:54  
**Attendance:** 394

**Officials:** Kerry Sitton, Alexander Thompson, Rob Foster

| Game Time | UTSA  | Score        | Diff      | UAB  |
|-----------|---|--------------|-----------|--|
| 13:18     | 12 FORD P 2pt FG in the paint, hook shot missed               |              |           |  |
| 13:14     |   |              |           | 11 NICHOLSON K defensive rebound (3)                                     |
| 13:11     |   | <b>56-44</b> | <b>12</b> | 0 SCOTT-GRAYSON T 2pt FG fast break in the paint, driving layup made (8) |
| 12:42     | 22 WALLACE K 2pt FG in the paint, driving layup blocked       |              |           |  |
| 12:42     |   |              |           | 25 GORDON R block (2)  |
| 12:36     |   |              |           | 13 JACKSON Q defensive rebound (4)                                       |
| 12:36     |   | <b>56-46</b> | <b>10</b> | 13 JACKSON Q 2pt FG fast break in the paint, driving layup made (6)      |
| 12:36     | 10 CZUMBEL E foul shooting (1 - 4)                            |              |           | 13 JACKSON Q foul drawn (2)  |
| 12:36     | 10 CZUMBEL E substitution out                                 |              |           |  |
| 12:36     | 12 FORD P substitution out                                    |              |           |  |
| 12:36     | 2 JACKSON J substitution in                                   |              |           |  |
| 12:36     | 24 GERMANY J substitution in                                  |              |           |  |
| 12:36     |   | <b>56-47</b> | <b>9</b>  | 13 JACKSON Q free throw fast break 1 - 1 made (7)                        |
| 12:16     | 24 GERMANY J foul drawn (3)                                   |              |           | 25 GORDON R foul personal (1 - 4)  |
| 12:08     | 22 WALLACE K 3pt FG , jump shot made (15)                     | <b>59-47</b> | <b>12</b> |  |
| 12:08     | 2 JACKSON J assist (4)  |              |           |  |
| 11:49     |   |              |           | 0 SCOTT-GRAYSON T 2pt FG outside the paint, pull up jump shot missed     |
| 11:41     |   |              |           | 3 LOVAN T offensive rebound (1)  |
| 11:41     |   |              |           | 3 LOVAN T 2pt FG second chance in the paint, dunk, missed                |
| 11:39     |   |              |           | 11 NICHOLSON K offensive rebound (4)                                     |
| 11:39     |   | <b>59-49</b> | <b>10</b> | 11 NICHOLSON K 2pt FG second chance in the paint, layup made (4)         |
| 11:26     | 2 JACKSON J 3pt FG , jump shot made (24)                      | <b>62-49</b> | <b>13</b> |  |
| 11:26     | 22 WALLACE K assist (5)                                       |              |           |  |
| 11:08     | 20 PARRISH E foul shooting (1 - 5)                            |              |           | 3 LOVAN T foul drawn (2)   |
| 11:08     | Timeout media   |              |           |  |
| 11:08     |   |              |           | 3 LOVAN T free throw 1 - 2 missed  |
| 11:08     |   |              |           | offensive dead ball rebound (5)  |
| 11:08     |   | <b>62-50</b> | <b>12</b> | 3 LOVAN T free throw 2 - 2 made (7)                                      |
| 10:51     | 20 PARRISH E 2pt FG in the paint, floating jump shot made (4) | <b>64-50</b> | <b>14</b> |  |
| 10:51     | 2 JACKSON J assist (5)  |              |           |  |
| 10:33     |   | <b>64-52</b> | <b>12</b> | 13 JACKSON Q 2pt FG in the paint, driving layup made (9)                 |
| 10:06     | 2 JACKSON J 3pt FG , jump shot made (27)                      | <b>67-52</b> | <b>15</b> |  |
| 10:06     | 20 PARRISH E assist (1)                                       |              |           |  |
| 09:54     |   | <b>67-55</b> | <b>12</b> | 0 SCOTT-GRAYSON T 3pt FG , pull up jump shot made (11)                   |
| 09:52     |   |              |           | Timeout 30 Sec   |
| 09:52     |   |              |           | 3 LOVAN T substitution out   |
| 09:52     |   |              |           | 55 JEMISON T substitution in   |
| 09:32     | 24 GERMANY J 2pt FG in the paint, dunk, made (8)              | <b>69-55</b> | <b>14</b> |  |
| 09:32     | 22 WALLACE K assist (6)                                       |              |           |  |
| 09:19     |   | <b>69-57</b> | <b>12</b> | 55 JEMISON T 2pt FG in the paint, layup made (9)                         |
| 09:19     |   |              |           | 25 GORDON R substitution out   |
| 09:19     |   |              |           | 2 ERTEL M substitution in  |
| 09:08     | 24 GERMANY J foul drawn (4)                                   |              |           | 55 JEMISON T foul personal (3 - 5)                                       |
| 09:00     | 22 WALLACE K 3pt FG , jump shot made (18)                     | <b>72-57</b> | <b>15</b> |  |
| 09:00     | 20 PARRISH E assist (2)                                       |              |           |  |
| 08:39     |   | <b>72-59</b> | <b>13</b> | 55 JEMISON T 2pt FG in the paint, driving layup made (11)                |



**UAB at UTSA**

02/27/21 Convocation Center, San Antonio, Texas  
2020-21 Men's Basketball

**Game Time:** 3:02 PM  
**Game Duration:** 1:54  
**Attendance:** 394

**Officials:** Kerry Sitton, Alexander Thompson, Rob Foster

| Game Time | UTSA  | Score        | Diff      | UAB   |
|-----------|---|--------------|-----------|---|
| 08:10     | 20 PARRISH E 2pt FG in the paint, layup made (6)                        | <b>74-59</b> | <b>15</b> |   |
| 08:10     | 3 IVY-CURRY J assist (2)  |              |           |   |
| 07:58     | 24 GERMANY J foul personal (2 - 6)                                      |              |           | 55 JEMISON T foul drawn (5)                               |
| 07:58     | Timeout media   |              |           |   |
| 07:58     | 24 GERMANY J substitution out   |              |           |   |
| 07:58     | 12 FORD P substitution in   |              |           |   |
| 07:58     |   |              |           | 0 SCOTT-GRAYSON T substitution out                        |
| 07:58     |   |              |           | 5 BENJAMIN J substitution in                              |
| 07:54     | 3 IVY-CURRY J foul drawn (2)  |              |           | 13 JACKSON Q foul offensive (1 - 6)                       |
| 07:54     |   |              |           | 13 JACKSON Q turnover offensive (1)                       |
| 07:35     | 22 WALLACE K 2pt FG from turnover in the paint, driving layup made (20) | <b>76-59</b> | <b>17</b> |   |
| 07:22     |   |              |           | 2 ERTEL M 2pt FG in the paint, driving layup blocked      |
| 07:22     | 20 PARRISH E block (1)  |              |           |   |
| 07:22     |   |              |           | offensive rebound (24)                                    |
| 07:20     |   |              |           | 5 BENJAMIN J 3pt FG second chance, jump shot missed       |
| 07:16     |   |              |           | 11 NICHOLSON K offensive rebound (5)                      |
| 07:15     | 12 FORD P foul shooting (3 - 7)   |              |           | 55 JEMISON T foul drawn (6)                               |
| 07:15     |   |              |           | 55 JEMISON T free throw 1 - 2 missed                      |
| 07:15     |   |              |           | offensive dead ball rebound (6)                           |
| 07:15     |   |              |           | 55 JEMISON T free throw 2 - 2 missed                      |
| 07:14     | 22 WALLACE K defensive rebound (6)                                      |              |           |   |
| 06:56     | 3 IVY-CURRY J foul drawn (3)  |              |           | 2 ERTEL M foul personal (1 - 7)                           |
| 06:56     |   |              |           | 13 JACKSON Q substitution out                             |
| 06:56     |   |              |           | 12 TONEY T substitution in                                |
| 06:56     | 3 IVY-CURRY J 1&1 free throw 1 made (9)                                 | <b>77-59</b> | <b>18</b> |   |
| 06:56     | 20 PARRISH E substitution out   |              |           |   |
| 06:56     | 0 ALLEY JR. C substitution in   |              |           |   |
| 06:56     | 3 IVY-CURRY J 1&1 free throw 2 made (10)                                | <b>78-59</b> | <b>19</b> |   |
| 06:42     |   | <b>78-61</b> | <b>17</b> | 2 ERTEL M 2pt FG in the paint, driving layup made (8)     |
| 06:29     | 3 IVY-CURRY J 3pt FG , jump shot made (13)                              | <b>81-61</b> | <b>20</b> |   |
| 06:29     | 22 WALLACE K assist (7)   |              |           |   |
| 06:10     |   |              |           | 11 NICHOLSON K 2pt FG outside the paint, jump shot missed |
| 06:07     |   |              |           | 12 TONEY T offensive rebound (2)                          |
| 06:06     | 22 WALLACE K foul shooting (1 - 8)                                      |              |           | 12 TONEY T foul drawn (1)                                 |
| 06:06     |   | <b>81-62</b> | <b>19</b> | 12 TONEY T free throw 1 - 2 made (1)                      |
| 06:06     |   |              |           | 55 JEMISON T substitution out                             |
| 06:06     |   |              |           | 25 GORDON R substitution in                               |
| 06:06     |   | <b>81-63</b> | <b>18</b> | 12 TONEY T free throw 2 - 2 made (2)                      |
| 05:49     | 12 FORD P 2pt FG in the paint, layup made (2)                           | <b>83-63</b> | <b>20</b> |   |
| 05:35     | 3 IVY-CURRY J foul shooting (1 - 9)                                     |              |           | 5 BENJAMIN J foul drawn (2)                               |
| 05:35     |   |              |           | 11 NICHOLSON K foul class A technical (2 - 8)             |
| 05:35     |   |              |           | 11 NICHOLSON K turnover offensive (2)                     |
| 05:35     | 0 ALLEY JR. C foul class A technical (2 - 10)                           |              |           |   |
| 05:35     | 0 ALLEY JR. C turnover offensive (2)                                    |              |           |   |
| 05:35     | 3 IVY-CURRY J substitution out  |              |           |   |
| 05:35     | 20 PARRISH E substitution in  |              |           |   |
| 05:35     |   |              |           | 11 NICHOLSON K substitution out                           |
| 05:35     |   |              |           | 10 KIRKLAND S substitution in                             |



**UAB at UTSA**

02/27/21 Convocation Center, San Antonio, Texas  
2020-21 Men's Basketball

**Game Time:** 3:02 PM  
**Game Duration:** 1:54  
**Attendance:** 394

**Officials:** Kerry Sitton, Alexander Thompson, Rob Foster

| Game Time | UTSA  | Score        | Diff      | UAB  |
|-----------|---|--------------|-----------|--|
| 05:35     |   | <b>83-64</b> | <b>19</b> | 5 BENJAMIN J free throw 1 - 2 made (12)  |
| 05:35     |   |              |           | 5 BENJAMIN J free throw 2 - 2 missed   |
| 05:32     | 22 WALLACE K defensive rebound (7)                                    |              |           |  |
| 05:15     | 12 FORD P foul offensive (4 - 11)                                     |              |           | 5 BENJAMIN J foul drawn (3)  |
| 05:15     | 12 FORD P turnover offensive (1)                                      |              |           |  |
| 05:03     |   |              |           | 12 TONEY T 2pt FG from turnover in the paint, driving layup missed                 |
| 05:00     | 12 FORD P defensive rebound (1)                                       |              |           |  |
| 04:47     | 0 ALLEY JR. C 2pt FG outside the paint, turnaround jump shot made (9) | <b>85-64</b> | <b>21</b> |  |
| 04:34     |   |              |           | 2 ERTEL M 3pt FG , jump shot missed  |
| 04:32     | 12 FORD P defensive rebound (2)                                       |              |           |  |
| 04:32     | 12 FORD P foul drawn (3)  |              |           | 10 KIRKLAND S foul personal (1 - 9)  |
| 04:32     | 12 FORD P 1&1 free throw 1 missed                                     |              |           |  |
| 04:31     |   |              |           | 2 ERTEL M defensive rebound (1)  |
| 04:23     | 20 PARRISH E foul personal (2 - 12)                                   |              |           | 2 ERTEL M foul drawn (1)   |
| 04:23     |   | <b>85-65</b> | <b>20</b> | 2 ERTEL M free throw 1 - 2 made (9)  |
| 04:23     | 0 ALLEY JR. C substitution out  |              |           |  |
| 04:23     | 12 FORD P substitution out  |              |           |  |
| 04:23     | 24 GERMANY J substitution in  |              |           |  |
| 04:23     | 25 RODRIGUEZ A substitution in  |              |           |  |
| 04:23     |   | <b>85-66</b> | <b>19</b> | 2 ERTEL M free throw 2 - 2 made (10)   |
| 04:23     |   |              |           | 2 ERTEL M substitution out   |
| 04:23     |   |              |           | 0 SCOTT-GRAYSON T substitution in  |
| 04:13     | 2 JACKSON J 3pt FG , jump shot missed                                 |              |           |  |
| 04:07     | 20 PARRISH E offensive rebound (1)                                    |              |           |  |
| 04:05     | 2 JACKSON J 3pt FG second chance, jump shot made (30)                 | <b>88-66</b> | <b>22</b> |  |
| 04:05     | 20 PARRISH E assist (3)   |              |           |  |
| 03:50     | 20 PARRISH E foul shooting (3 - 13)                                   |              |           | 0 SCOTT-GRAYSON T foul drawn (1)   |
| 03:50     | Timeout media   |              |           |  |
| 03:50     | 24 GERMANY J substitution out   |              |           |  |
| 03:50     | 11 BOFINGER L substitution in   |              |           |  |
| 03:50     |   | <b>88-67</b> | <b>21</b> | 0 SCOTT-GRAYSON T free throw 1 - 2 made (12)                                       |
| 03:50     |   | <b>88-68</b> | <b>20</b> | 0 SCOTT-GRAYSON T free throw 2 - 2 made (13)                                       |
| 03:41     | 22 WALLACE K foul drawn (4)   |              |           | 25 GORDON R foul shooting (2 - 10)   |
| 03:41     | 22 WALLACE K free throw 1 - 2 made (21)                               | <b>89-68</b> | <b>21</b> |  |
| 03:41     | 22 WALLACE K free throw 2 - 2 made (22)                               | <b>90-68</b> | <b>22</b> |  |
| 03:23     |   |              |           | 10 KIRKLAND S 2pt FG in the paint, layup missed                                    |
| 03:19     | 25 RODRIGUEZ A defensive rebound (1)                                  |              |           |  |
| 03:09     | 20 PARRISH E 2pt FG in the paint, hook shot missed                    |              |           |  |
| 03:06     | 25 RODRIGUEZ A offensive rebound (2)                                  |              |           |  |
| 03:05     | 25 RODRIGUEZ A turnover bad pass (1)                                  |              |           | 5 BENJAMIN J steal (1)   |
| 03:00     |   | <b>90-70</b> | <b>20</b> | 5 BENJAMIN J 2pt FG fast break from turnover in the paint, driving layup made (14) |
| 02:48     | 2 JACKSON J 2pt FG in the paint, driving layup made (32)              | <b>92-70</b> | <b>22</b> |  |
| 02:34     |   |              |           | 0 SCOTT-GRAYSON T 3pt FG , pull up jump shot missed                                |
| 02:30     |   |              |           | 5 BENJAMIN J offensive rebound (2)   |
| 02:28     |   | <b>92-72</b> | <b>20</b> | 5 BENJAMIN J 2pt FG second chance outside the paint, jump shot made (16)           |
| 02:26     | Timeout 30 Sec  |              |           |  |



**UAB at UTSA**

**Officials:** Kerry Sitton, Alexander Thompson, Rob Foster

| Game Time             | UTSA  | Score        | Diff      | UAB  |
|-----------------------|---|--------------|-----------|--|
| 02:26                 | 2 JACKSON J substitution out                                  |              |           |  |
| 02:26                 | 22 WALLACE K substitution out                                 |              |           |  |
| 02:26                 | 25 RODRIGUEZ A substitution out                               |              |           |  |
| 02:26                 | 1 SANNI J substitution in                                     |              |           |  |
| 02:26                 | 12 FORD P substitution in                                     |              |           |  |
| 02:26                 | 32 ADDO-ANKRAH I substitution in                              |              |           |  |
| 02:26                 |   |              |           | 0 SCOTT-GRAYSON T substitution out                           |
| 02:26                 |   |              |           | 25 GORDON R substitution out                                 |
| 02:26                 |   |              |           | 4 JEFFRIES K substitution in                                 |
| 02:26                 |   |              |           | 33 ROTEGAARD T substitution in                               |
| 02:07                 | 12 FORD P 2pt FG in the paint, turnaround jump shot missed    |              |           |  |
| 02:07                 |   |              |           | defensive rebound (29)                                       |
| 02:07                 | 12 FORD P substitution out                                    |              |           |  |
| 02:07                 | 13 JABBAR A substitution in                                   |              |           |  |
| 01:49                 | 11 BOFINGER L steal (1)                                       |              |           | 5 BENJAMIN J turnover lost ball (1)                          |
| 01:39                 | 11 BOFINGER L 2pt FG from turnover in the paint, layup missed |              |           |  |
| 01:35                 |   |              |           | 4 JEFFRIES K defensive rebound (1)                           |
| 01:33                 |   |              |           | 5 BENJAMIN J 2pt FG in the paint, driving layup missed       |
| 01:31                 | 11 BOFINGER L defensive rebound (1)                           |              |           |  |
| 01:28                 | 20 PARRISH E 2pt FG fast break in the paint, dunk, made (8)   | <b>94-72</b> | <b>22</b> |  |
| 01:28                 | 11 BOFINGER L assist (1)                                      |              |           |  |
| 01:19                 |   | <b>94-75</b> | <b>19</b> | 5 BENJAMIN J 3pt FG , pull up jump shot made (19)            |
| 00:57                 | 20 PARRISH E 2pt FG in the paint, driving layup made (10)     | <b>96-75</b> | <b>21</b> |  |
| 00:53                 |   | <b>96-77</b> | <b>19</b> | 10 KIRKLAND S 2pt FG fast break in the paint, dunk, made (2) |
| 00:53                 |   |              |           | 5 BENJAMIN J assist (1)                                      |
| 00:43                 | 1 SANNI J 3pt FG , jump shot missed                           |              |           |  |
| 00:41                 |   |              |           | 12 TONEY T defensive rebound (3)                             |
| 00:37                 |   | <b>96-79</b> | <b>17</b> | 5 BENJAMIN J 2pt FG fast break in the paint, layup made (21) |
| 00:37                 |   |              |           | 12 TONEY T assist (1)  |
| 00:05                 | turnover shot clock (9)                                       |              |           |  |
| <b>END OF GAME</b>    |   |              |           |  |
| <b>UTSA 96-79 UAB</b> |   |              |           |  |



**UAB at UTSA**

02/27/21 Convocation Center, San Antonio, Texas  
2020-21 Men's Basketball

Game Time: 3:02 PM  
Game Duration: 1:54  
Attendance: 394

Officials: Kerry Sitton, Alexander Thompson, Rob Foster

**UAB - 46**

| NO.           | Name                 | Min     | FG    |     |       | Rebounds |    |     | Fouls |    | TP | AS | TO | ST | Blocks |    | +/- |
|---------------|----------------------|---------|-------|-----|-------|----------|----|-----|-------|----|----|----|----|----|--------|----|-----|
|               |                      |         | M-A   | M-A | M-A   | OR       | DR | TOT | PF    | FD |    |    |    |    | BS     | BA |     |
| 11            | Kassim Nicholson     | F 10:37 | 1-2   | 0-0 | 0-0   | 2        | 1  | 3   | 1     | 0  | 2  | 0  | 1  | 0  | 0      | 0  | -7  |
| 55            | Trey Jemison         | C 09:12 | 3-5   | 0-0 | 0-2   | 2        | 0  | 2   | 1     | 3  | 6  | 0  | 0  | 1  | 0      | 1  | -14 |
| 0             | Tyreek Scott-Grayson | G 10:42 | 3-6   | 1-2 | 2-2   | 0        | 0  | 0   | 0     | 1  | 9  | 0  | 1  | 0  | 0      | 0  | -4  |
| 3             | Tavin Lovan          | G 07:21 | 0-1   | 0-0 | 1-2   | 1        | 0  | 1   | 0     | 1  | 1  | 0  | 1  | 0  | 0      | 0  | -2  |
| 13            | Quan Jackson         | G 11:26 | 2-3   | 0-0 | 1-3   | 0        | 1  | 1   | 1     | 2  | 5  | 0  | 1  | 1  | 0      | 1  | -5  |
| 2             | Michael Ertel        | 08:13   | 1-4   | 0-1 | 2-2   | 0        | 1  | 1   | 1     | 1  | 4  | 1  | 0  | 0  | 0      | 1  | -10 |
| 12            | Tony Toney           | 08:34   | 0-1   | 0-0 | 2-2   | 1        | 2  | 3   | 0     | 1  | 2  | 1  | 0  | 0  | 0      | 0  | -3  |
| 25            | Rongie Gordon        | 08:55   | 0-0   | 0-0 | 0-0   | 0        | 0  | 0   | 2     | 0  | 0  | 0  | 0  | 0  | 1      | 0  | 3   |
| 5             | Jalen Benjamin       | 14:33   | 5-9   | 2-5 | 3-4   | 1        | 0  | 1   | 3     | 3  | 15 | 1  | 1  | 1  | 0      | 0  | -7  |
| 10            | Simeon Kirkland      | 05:35   | 1-2   | 0-0 | 0-0   | 0        | 0  | 0   | 1     | 0  | 2  | 0  | 0  | 0  | 0      | 0  | 3   |
| 4             | Koby Jeffries        | 02:26   | 0-0   | 0-0 | 0-0   | 0        | 1  | 1   | 0     | 0  | 0  | 0  | 0  | 0  | 0      | 0  | 3   |
| 33            | Tobias Rotegaard     | 02:26   | 0-0   | 0-0 | 0-0   | 0        | 0  | 0   | 0     | 0  | 0  | 0  | 0  | 0  | 0      | 0  | 3   |
| Team          |                      |         |       |     |       | 2        | 2  | 4   |       |    | 0  |    | 0  |    |        |    |     |
| <b>Totals</b> |                      |         | 16-33 | 3-8 | 11-17 | 9        | 8  | 17  | 10    | 12 | 46 | 3  | 5  | 3  | 1      | 3  | -8  |

| Shooting By Period  |       |       |
|---------------------|-------|-------|
| 2 <sup>nd</sup> FG% | 16-33 | 48.5% |
| 3PT%                | 3-8   | 37.5% |
| FT%                 | 11-17 | 64.7% |
| GM FG%              | 16-33 | 48.5% |
| 3PT%                | 3-8   | 37.5% |
| FT%                 | 11-17 | 64.7% |

Dead Ball Rebounds: 3, 1

Technical Fouls: Nicholson 2<sup>nd</sup> 5:35

**UTSA - 54**

| NO.           | Name               | Min     | FG    |      |     | Rebounds |    |     | Fouls |    | TP | AS | TO | ST | Blocks |    | +/- |
|---------------|--------------------|---------|-------|------|-----|----------|----|-----|-------|----|----|----|----|----|--------|----|-----|
|               |                    |         | M-A   | M-A  | M-A | OR       | DR | TOT | PF    | FD |    |    |    |    | BS     | BA |     |
| 0             | Cedrick Alley Jr.  | F 07:59 | 1-1   | 0-0  | 0-0 | 1        | 1  | 2   | 1     | 0  | 2  | 0  | 2  | 0  | 1      | 0  | 9   |
| 12            | Phoenix Ford       | F 06:56 | 1-3   | 0-0  | 0-1 | 0        | 2  | 2   | 3     | 1  | 2  | 0  | 1  | 0  | 0      | 0  | 2   |
| 2             | Jhivvan Jackson    | G 16:45 | 7-9   | 4-6  | 0-0 | 0        | 0  | 0   | 2     | 0  | 18 | 3  | 1  | 0  | 0      | 0  | 15  |
| 3             | Jordan Ivy-Curry   | G 12:44 | 2-3   | 2-3  | 2-2 | 0        | 1  | 1   | 1     | 3  | 8  | 1  | 0  | 0  | 0      | 0  | 12  |
| 22            | Keaton Wallace     | G 17:34 | 5-6   | 2-2  | 2-2 | 0        | 4  | 4   | 1     | 3  | 14 | 4  | 0  | 2  | 0      | 1  | 11  |
| 10            | Erik Czumbel       | 02:30   | 0-1   | 0-1  | 0-0 | 0        | 0  | 0   | 1     | 0  | 0  | 0  | 0  | 0  | 0      | 0  | -5  |
| 20            | Eric Parrish       | 13:13   | 4-5   | 0-0  | 0-0 | 1        | 0  | 1   | 3     | 0  | 8  | 3  | 0  | 0  | 1      | 0  | -1  |
| 24            | Jacob Germany      | 09:33   | 1-2   | 0-0  | 0-0 | 0        | 1  | 1   | 1     | 2  | 2  | 0  | 0  | 0  | 1      | 0  | 11  |
| 25            | Adrian Rodriguez   | 01:57   | 0-0   | 0-0  | 0-0 | 1        | 1  | 2   | 0     | 0  | 0  | 0  | 1  | 0  | 0      | 0  | 0   |
| 11            | Lachlan Bofinger   | 03:50   | 0-1   | 0-0  | 0-0 | 0        | 1  | 1   | 0     | 0  | 0  | 1  | 0  | 1  | 0      | 0  | -5  |
| 1             | Jaja Sanni         | 02:26   | 0-1   | 0-1  | 0-0 | 0        | 0  | 0   | 0     | 0  | 0  | 0  | 0  | 0  | 0      | 0  | -3  |
| 32            | Isaiah Addo-Ankrah | 02:26   | 0-0   | 0-0  | 0-0 | 0        | 0  | 0   | 0     | 0  | 0  | 0  | 0  | 0  | 0      | 0  | -3  |
| 13            | Artan Jabbar       | 02:07   | 0-0   | 0-0  | 0-0 | 0        | 0  | 0   | 0     | 0  | 0  | 0  | 0  | 0  | 0      | 0  | -3  |
| Team          |                    |         |       |      |     | 0        | 0  | 0   |       |    | 0  |    | 1  |    |        |    |     |
| <b>Totals</b> |                    |         | 21-32 | 8-13 | 4-5 | 3        | 11 | 14  | 13    | 9  | 54 | 12 | 6  | 3  | 3      | 1  | 8   |

| Shooting By Period  |       |       |
|---------------------|-------|-------|
| 2 <sup>nd</sup> FG% | 21-32 | 65.6% |
| 3PT%                | 8-13  | 61.5% |
| FT%                 | 4-5   | 80%   |
| GM FG%              | 21-32 | 65.6% |
| 3PT%                | 8-13  | 61.5% |
| FT%                 | 4-5   | 80.0% |

Dead Ball Rebounds: 0, 0

Technical Fouls: Alley Jr. 2<sup>nd</sup> 5:35

|                  | UAB                       | UTSA                      |
|------------------|---------------------------|---------------------------|
| Biggest lead     | 0 (1 <sup>st</sup> 20:00) | 22 (2 <sup>nd</sup> 4:05) |
| Best Scoring Run | 7 (2 <sup>nd</sup> 12:36) | 6 (2 <sup>nd</sup> 17:12) |
| Lead Changes     | 0                         |                           |
| Times Tied       | 0                         |                           |
| Time with Lead   | 00:00                     | 19:38                     |

| Points from   | UAB | UTSA |
|---------------|-----|------|
| Turnovers     | 2   | 6    |
| Paint         | 24  | 22   |
| Second Chance | 8   | 3    |
| Fast Breaks   | 14  | 2    |
| Bench         | 23  | 10   |

|      | Period by Period Scoring |     |     |
|------|--------------------------|-----|-----|
|      | 1st                      | 2nd | TOT |
| UAB  | 33                       | 46  | 79  |
| UTSA | 42                       | 54  | 96  |



**UAB at UTSA**

02/27/21 Convocation Center, San Antonio, Texas  
2020-21 Men's Basketball

**Game Time:** 3:02 PM  
**Game Duration:** 1:54  
**Attendance:** 394

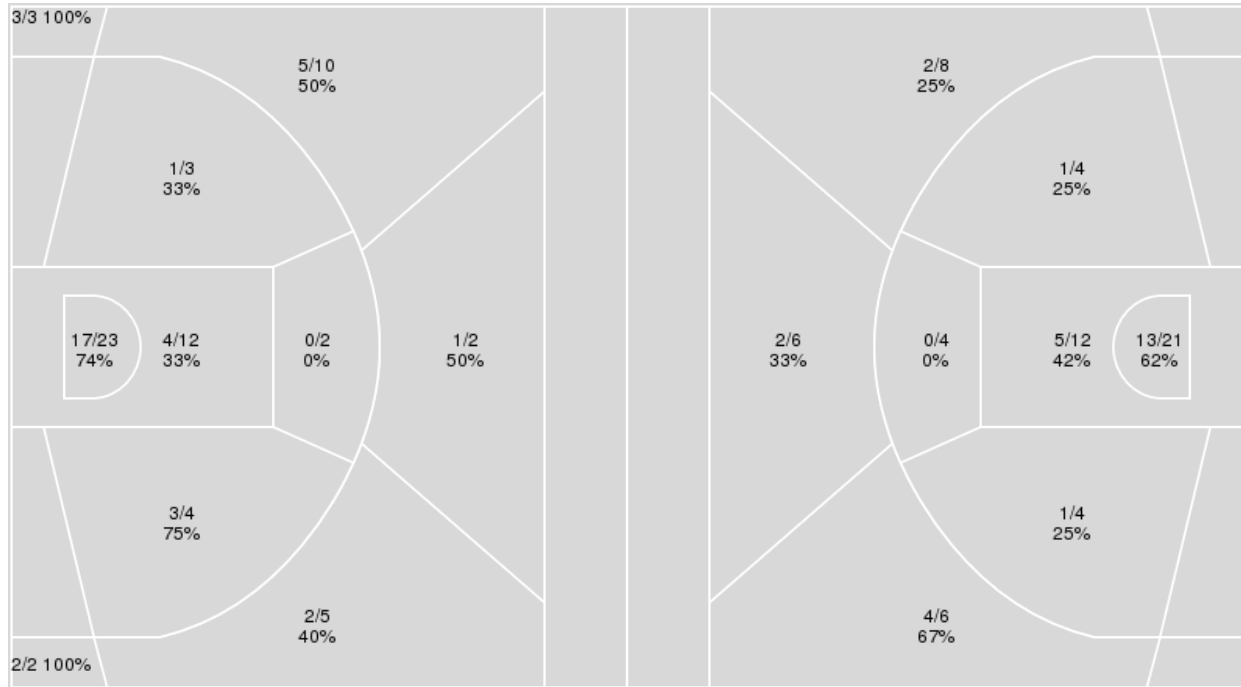
**Officials:** Kerry Sitton, Alexander Thompson, Rob Foster

{ Players => 0, 1, 2, 3, 10, 11, 12, 13, 20, 22, 24, 25, 32, 44; } FG  
Types => All; Results => All;

{ Players => 0, 2, 3, 4, 5, 10, 11, 12, 13, 15, 21, 25, 33, 55; } FG Types  
=> All; Results => All;

**UTSA**

**UAB**



| UTSA        | M/A   | %  |
|-------------|-------|----|
| Field Goals | 38/66 | 58 |
| 2 Points    | 25/44 | 57 |
| 3 Points    | 13/22 | 59 |
| Free Throws | 7/11  | 64 |

| UAB         | M/A   | %  |
|-------------|-------|----|
| Field Goals | 28/65 | 43 |
| 2 Points    | 20/45 | 44 |
| 3 Points    | 8/20  | 40 |
| Free Throws | 15/22 | 68 |



**UAB at UTSA**

02/27/21 Convocation Center, San Antonio, Texas  
2020-21 Men's Basketball

Game Time: 3:02 PM  
Game Duration: 1:54  
Attendance: 394

Officials: Kerry Sitton, Alexander Thompson, Rob Foster

**UAB**

| No | Name                 | Mins  |       | Score   |         | Points Diff |     | Points per Min |      | Assists |     | Rebounds |     | Steals |     | Turnovers |     |
|----|----------------------|-------|-------|---------|---------|-------------|-----|----------------|------|---------|-----|----------|-----|--------|-----|-----------|-----|
|    |                      | On    | Off   | On      | Off     | On          | Off | On             | Off  | On      | Off | On       | Off | On     | Off | On        | Off |
| 0  | Tyreek Scott-Grayson | 22:25 | 17:35 | 42 - 49 | 37 - 47 | -7          | -10 | 1.87           | 2.10 | 2       | 4   | 16       | 15  | 5      | 0   | 3         | 7   |
| 2  | Michael Ertel        | 20:35 | 19:25 | 36 - 55 | 43 - 41 | -19         | 2   | 1.75           | 2.21 | 2       | 4   | 17       | 14  | 0      | 5   | 6         | 4   |
| 3  | Tavin Lovan          | 18:40 | 21:20 | 35 - 47 | 44 - 49 | -12         | -5  | 1.88           | 2.06 | 4       | 2   | 11       | 20  | 4      | 1   | 6         | 4   |
| 4  | Koby Jeffries        | 02:26 | 37:34 | 7 - 4   | 72 - 92 | 3           | -20 | 2.88           | 1.92 | 2       | 4   | 3        | 28  | 0      | 5   | 1         | 9   |
| 5  | Jalen Benjamin       | 23:26 | 16:34 | 46 - 51 | 33 - 45 | -5          | -12 | 1.96           | 1.99 | 3       | 3   | 22       | 9   | 3      | 2   | 6         | 4   |
| 10 | Simeon Kirkland      | 08:59 | 31:01 | 25 - 21 | 54 - 75 | 4           | -21 | 2.78           | 1.74 | 2       | 4   | 7        | 24  | 1      | 4   | 2         | 8   |
| 11 | Kassim Nicholson     | 24:56 | 15:04 | 49 - 67 | 30 - 29 | -18         | 1   | 1.97           | 1.99 | 3       | 3   | 17       | 14  | 2      | 3   | 7         | 3   |
| 12 | Tony Toney           | 08:34 | 31:26 | 22 - 25 | 57 - 71 | -3          | -14 | 2.57           | 1.81 | 2       | 4   | 9        | 22  | 1      | 4   | 2         | 8   |
| 13 | Quan Jackson         | 27:21 | 12:39 | 53 - 64 | 26 - 32 | -11         | -6  | 1.94           | 2.06 | 4       | 2   | 17       | 14  | 4      | 1   | 8         | 2   |
| 25 | Rongie Gordon        | 19:19 | 20:41 | 42 - 48 | 37 - 48 | -6          | -11 | 2.17           | 1.79 | 1       | 5   | 14       | 17  | 1      | 4   | 3         | 7   |
| 33 | Tobias Rotegaard     | 02:26 | 37:34 | 7 - 4   | 72 - 92 | 3           | -20 | 2.88           | 1.92 | 2       | 4   | 3        | 28  | 0      | 5   | 1         | 9   |
| 55 | Trey Jemison         | 20:53 | 19:07 | 31 - 45 | 48 - 51 | -14         | -3  | 1.48           | 2.51 | 3       | 3   | 19       | 12  | 4      | 1   | 5         | 5   |

**UTSA**

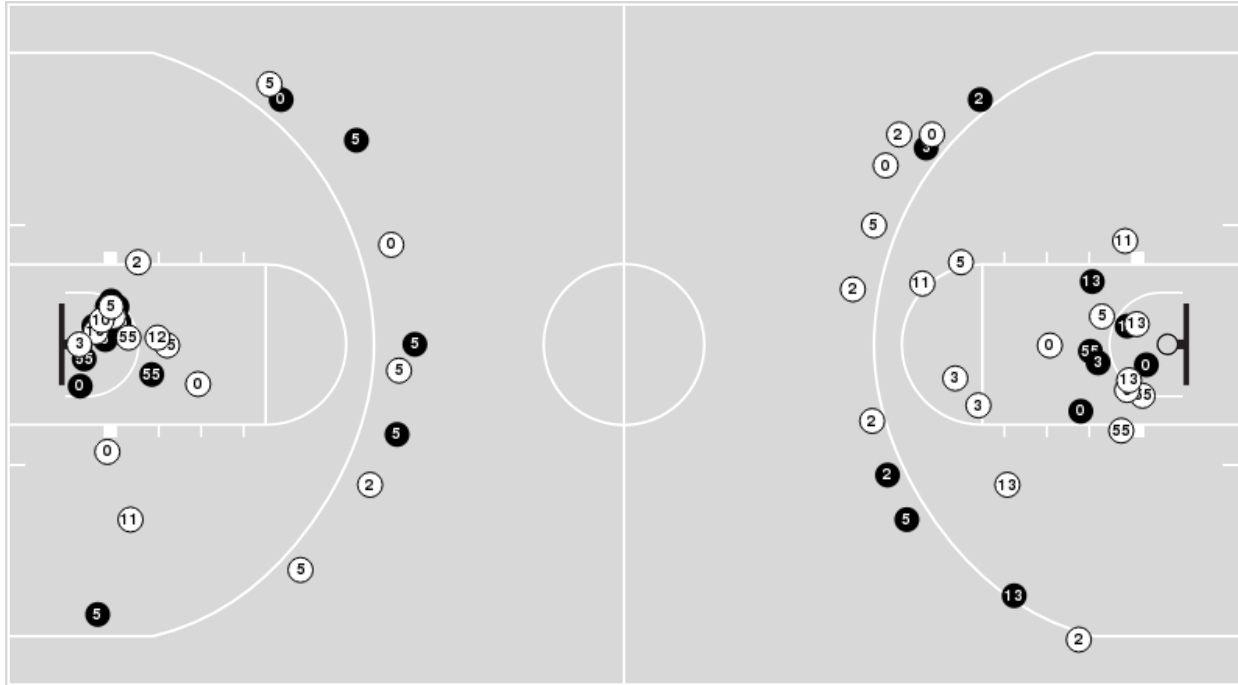
| No | Name               | Mins  |       | Score   |         | Points Diff |     | Points per Min |      | Assists |     | Rebounds |     | Steals |     | Turnovers |     |
|----|--------------------|-------|-------|---------|---------|-------------|-----|----------------|------|---------|-----|----------|-----|--------|-----|-----------|-----|
|    |                    | On    | Off   | On      | Off     | On          | Off | On             | Off  | On      | Off | On       | Off | On     | Off | On        | Off |
| 0  | Cedrick Alley Jr.  | 19:06 | 20:54 | 49 - 29 | 47 - 50 | 20          | -3  | 2.57           | 2.25 | 10      | 11  | 16       | 20  | 3      | 1   | 6         | 3   |
| 1  | Jaja Sanni         | 02:26 | 37:34 | 4 - 7   | 92 - 72 | -3          | 20  | 1.64           | 2.45 | 1       | 20  | 1        | 35  | 1      | 3   | 1         | 8   |
| 2  | Jhivvan Jackson    | 36:10 | 03:50 | 92 - 68 | 4 - 11  | 24          | -7  | 2.54           | 1.04 | 20      | 1   | 35       | 1   | 3      | 1   | 8         | 1   |
| 3  | Jordan Ivy-Curry   | 23:08 | 16:52 | 61 - 42 | 35 - 37 | 19          | -2  | 2.64           | 2.08 | 14      | 7   | 14       | 22  | 2      | 2   | 5         | 4   |
| 10 | Erik Czumbel       | 12:41 | 27:19 | 22 - 25 | 74 - 54 | -3          | 20  | 1.73           | 2.71 | 5       | 16  | 15       | 21  | 1      | 3   | 1         | 8   |
| 11 | Lachlan Bofinger   | 03:50 | 36:10 | 8 - 13  | 88 - 66 | -5          | 22  | 2.09           | 2.43 | 1       | 20  | 3        | 33  | 1      | 3   | 2         | 7   |
| 12 | Phoenix Ford       | 13:51 | 26:09 | 30 - 23 | 66 - 56 | 7           | 10  | 2.17           | 2.52 | 6       | 15  | 11       | 25  | 1      | 3   | 4         | 5   |
| 13 | Artan Jabbar       | 02:07 | 37:53 | 4 - 7   | 92 - 72 | -3          | 20  | 1.89           | 2.43 | 1       | 20  | 1        | 35  | 1      | 3   | 1         | 8   |
| 20 | Eric Parrish       | 22:06 | 17:54 | 49 - 52 | 47 - 27 | -3          | 20  | 2.22           | 2.63 | 11      | 10  | 23       | 13  | 1      | 3   | 4         | 5   |
| 22 | Keaton Wallace     | 37:34 | 02:26 | 92 - 72 | 4 - 7   | 20          | -3  | 2.45           | 1.64 | 20      | 1   | 35       | 1   | 3      | 1   | 8         | 1   |
| 24 | Jacob Germany      | 22:38 | 17:22 | 58 - 43 | 38 - 36 | 15          | 2   | 2.56           | 2.19 | 14      | 7   | 22       | 14  | 2      | 2   | 3         | 6   |
| 25 | Adrian Rodriguez   | 01:57 | 38:03 | 7 - 7   | 89 - 72 | 0           | 17  | 3.59           | 2.34 | 1       | 20  | 3        | 33  | 0      | 4   | 1         | 8   |
| 32 | Isaiah Addo-Ankrah | 02:26 | 37:34 | 4 - 7   | 92 - 72 | -3          | 20  | 1.64           | 2.45 | 1       | 20  | 1        | 35  | 1      | 3   | 1         | 8   |



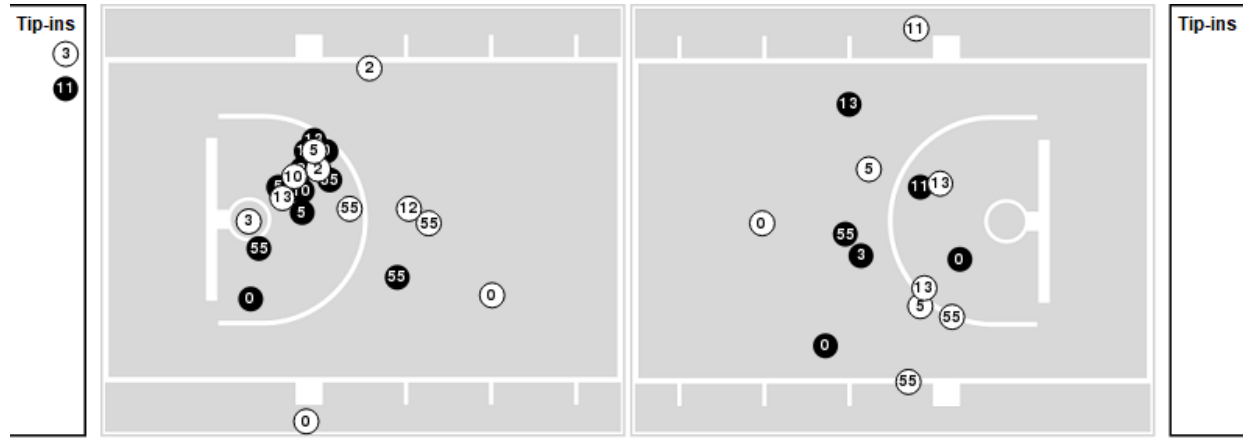
Players => 0, 2, 3, 4, 5, 10, 11, 12, 13, 15, 21, 25, 33, 55 FG Types=>All Results=>All

**UAB**

**All Field Goals**



**Blow Up Chart**



● Made ○ Missed N - Player Number

| UAB         | M/A   | %  |
|-------------|-------|----|
| Field Goals | 28/65 | 43 |
| 2 Points    | 20/45 | 44 |
| 3 Points    | 8/20  | 40 |
| Free Throws | 15/22 | 68 |

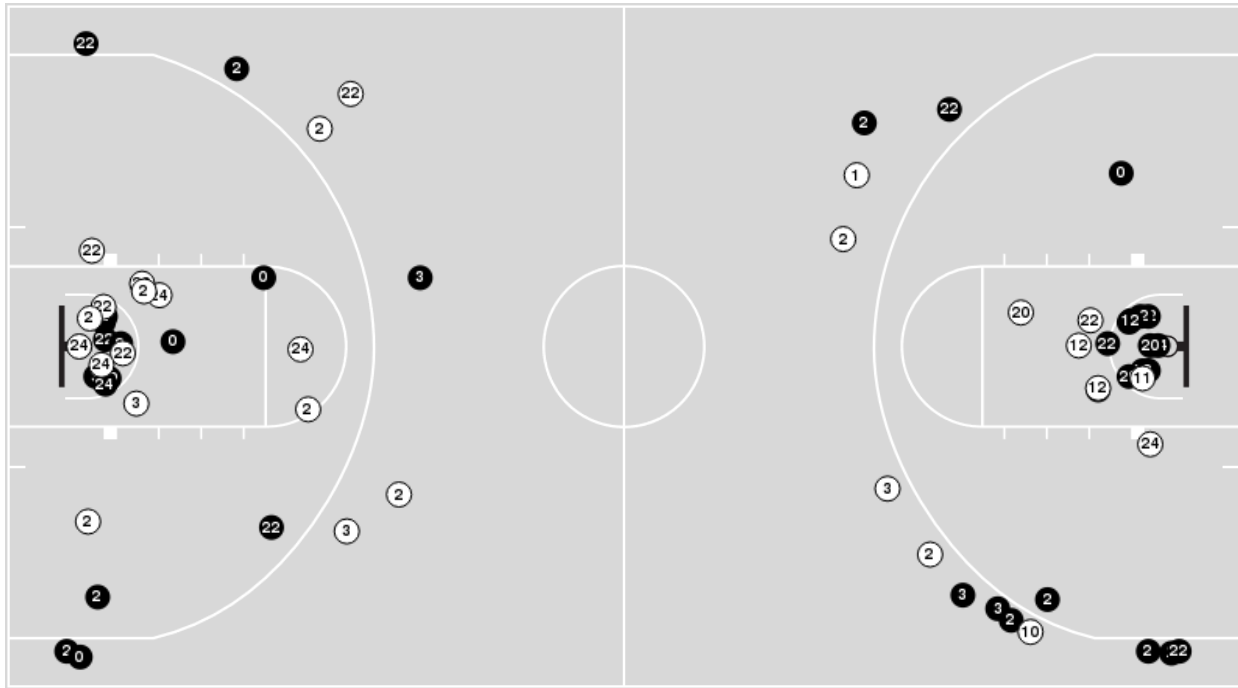
| UAB                  | M/A          | %  |
|----------------------|--------------|----|
| Points in the Paint  | 36 (18 / 33) | 55 |
| Fast Break Points    | 17 (8/10)    | 80 |
| Second Chance Points | 10 (6/12)    | 50 |
| Effective FG%        | 49           |    |



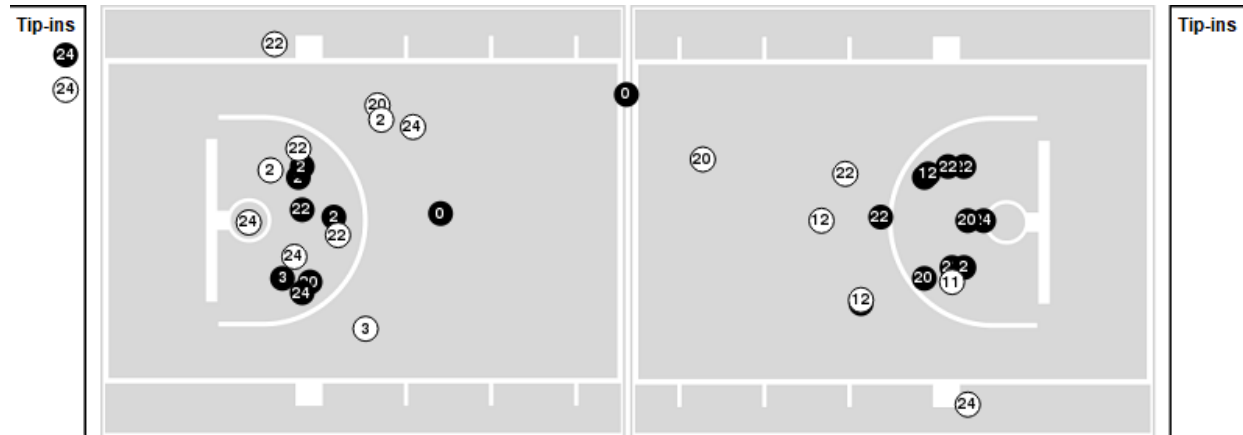
Players => 0, 1, 2, 3, 10, 11, 12, 13, 20, 22, 24, 25, 32, 44FG Types=>AllResults=>All

**UTSA**

**All Field Goals**



**Blow Up Chart**



● Made    ○ Missed    N - Player Number

| UTSA        | M/A   | %  |
|-------------|-------|----|
| Field Goals | 38/66 | 58 |
| 2 Points    | 25/44 | 57 |
| 3 Points    | 13/22 | 59 |
| Free Throws | 7/11  | 64 |

| UTSA                 | M/A          | %  |
|----------------------|--------------|----|
| Points in the Paint  | 42 (21 / 35) | 60 |
| Fast Break Points    | 9 (4/5)      | 80 |
| Second Chance Points | 7 (3/6)      | 50 |
| Effective FG%        | 67           |    |



**UAB at UTSA**

02/27/21 Convocation Center, San Antonio, Texas  
2020-21 Men's Basketball

**Game Time:** 3:02 PM  
**Game Duration:** 1:54  
**Attendance:** 394

**Officials:** Kerry Sitton, Alexander Thompson, Rob Foster

**UAB**

| Lineup   | Quarter On | Time On | Quarter Off | Time Off | Time on Court | Score | Score Diff | Reb | Stl | Tov | Ass | PPP    |
|--|------------|---------|-------------|----------|---------------|-------|------------|-----|-----|-----|-----|--------|
| 0- Scott-Grayson T/3- Lovan T/11- Nicholson K/13- Jackson Q/55- Jemison T/   | 1          | 20:00   | 1           | 17:02    | 02:58         | 4-2   | 2          | 3   | 2   | 1   | 1   | 0.8000 |
| 0- Scott-Grayson T/3- Lovan T/11- Nicholson K/13- Jackson Q/25- Gordon R/    | 1          | 17:02   | 1           | 16:52    | 00:10         | 0-0   | 0          | 0   | 0   | 0   | 0   | 0.0000 |
| 2- Ertel M/3- Lovan T/11- Nicholson K/13- Jackson Q/25- Gordon R/            | 1          | 16:52   | 1           | 15:24    | 01:28         | 3-4   | -1         | 1   | 0   | 1   | 1   | 1.0000 |
| 2- Ertel M/5- Benjamin J/13- Jackson Q/25- Gordon R/55- Jemison T/           | 1          | 15:24   | 1           | 14:00    | 01:24         | 4-0   | 4          | 2   | 0   | 0   | 0   | 1.3333 |
| 0- Scott-Grayson T/2- Ertel M/5- Benjamin J/25- Gordon R/55- Jemison T/      | 1          | 14:00   | 1           | 09:55    | 04:05         | 4-7   | -3         | 5   | 0   | 0   | 0   | 0.5076 |
| 2- Ertel M/3- Lovan T/11- Nicholson K/13- Jackson Q/25- Gordon R/            | 1          | 09:55   | 1           | 09:12    | 00:43         | 0-4   | -4         | 0   | 0   | 1   | 0   | 0.0000 |
| 2- Ertel M/3- Lovan T/11- Nicholson K/13- Jackson Q/55- Jemison T/           | 1          | 09:12   | 1           | 07:54    | 01:18         | 0-6   | -6         | 0   | 0   | 0   | 0   | 0.0000 |
| 0- Scott-Grayson T/3- Lovan T/11- Nicholson K/13- Jackson Q/55- Jemison T/   | 1          | 07:54   | 1           | 05:58    | 01:56         | 5-2   | 3          | 1   | 0   | 1   | 1   | 1.7361 |
| 0- Scott-Grayson T/3- Lovan T/11- Nicholson K/13- Jackson Q/25- Gordon R/    | 1          | 05:58   | 1           | 03:24    | 02:34         | 4-9   | -5         | 0   | 0   | 0   | 0   | 1.0000 |
| 2- Ertel M/3- Lovan T/5- Benjamin J/10- Kirkland S/13- Jackson Q/            | 1          | 03:24   | 1           | 03:12    | 00:12         | 1-0   | 1          | 0   | 0   | 0   | 0   | 2.2727 |
| 2- Ertel M/5- Benjamin J/10- Kirkland S/11- Nicholson K/13- Jackson Q/       | 1          | 03:12   | 2           | 20:00    | 03:12         | 8-8   | 0          | 2   | 0   | 1   | 0   | 1.1429 |
| 0- Scott-Grayson T/3- Lovan T/5- Benjamin J/13- Jackson Q/55- Jemison T/     | 2          | 20:00   | 2           | 17:51    | 02:09         | 0-4   | -4         | 2   | 2   | 1   | 0   | 0.0000 |
| 2- Ertel M/3- Lovan T/5- Benjamin J/13- Jackson Q/55- Jemison T/             | 2          | 17:51   | 2           | 16:12    | 01:39         | 5-5   | 0          | 0   | 0   | 1   | 1   | 1.6667 |
| 2- Ertel M/5- Benjamin J/11- Nicholson K/12- Toney T/55- Jemison T/          | 2          | 16:12   | 2           | 14:34    | 01:38         | 2-5   | -3         | 3   | 0   | 0   | 0   | 1.0638 |
| 0- Scott-Grayson T/5- Benjamin J/11- Nicholson K/13- Jackson Q/25- Gordon R/ | 2          | 14:34   | 2           | 13:25    | 01:09         | 2-0   | 2          | 0   | 0   | 0   | 0   | 1.0000 |
| 0- Scott-Grayson T/3- Lovan T/11- Nicholson K/13- Jackson Q/25- Gordon R/    | 2          | 13:25   | 2           | 09:52    | 03:33         | 13-11 | 2          | 4   | 0   | 0   | 0   | 2.0570 |
| 0- Scott-Grayson T/11- Nicholson K/13- Jackson Q/25- Gordon R/55- Jemison T/ | 2          | 09:52   | 2           | 09:19    | 00:33         | 2-2   | 0          | 0   | 0   | 0   | 0   | 2.0000 |
| 0- Scott-Grayson T/2- Ertel M/11- Nicholson K/13- Jackson Q/55- Jemison T/   | 2          | 09:19   | 2           | 07:58    | 01:21         | 2-5   | -3         | 0   | 0   | 0   | 0   | 2.0000 |
| 2- Ertel M/5- Benjamin J/11- Nicholson K/13- Jackson Q/55- Jemison T/        | 2          | 07:58   | 2           | 06:56    | 01:02         | 0-2   | -2         | 2   | 0   | 1   | 0   | 0.0000 |
| 2- Ertel M/5- Benjamin J/11- Nicholson K/12- Toney T/55- Jemison T/          | 2          | 06:56   | 2           | 06:06    | 00:50         | 3-5   | -2         | 1   | 0   | 0   | 0   | 2.0833 |
| 2- Ertel M/5- Benjamin J/11- Nicholson K/12- Toney T/25- Gordon R/           | 2          | 06:06   | 2           | 05:35    | 00:31         | 1-2   | -1         | 0   | 0   | 1   | 0   | 0.6944 |
| 2- Ertel M/5- Benjamin J/10- Kirkland S/12- Toney T/25- Gordon R/            | 2          | 05:35   | 2           | 04:23    | 01:12         | 3-2   | 1          | 1   | 0   | 0   | 0   | 0.7979 |
| 0- Scott-Grayson T/5- Benjamin J/10- Kirkland S/12- Toney T/25- Gordon R/    | 2          | 04:23   | 2           | 02:26    | 01:57         | 6-7   | -1         | 1   | 1   | 0   | 0   | 1.5464 |
| 4- Jeffries K/5- Benjamin J/10- Kirkland S/12- Toney T/33- Rotegaard T/      | 2          | 02:26   | 2           | 00:00    | 02:26         | 7-4   | 3          | 3   | 0   | 1   | 2   | 1.4000 |



**UAB at UTSA**

02/27/21 Convocation Center, San Antonio, Texas  
2020-21 Men's Basketball

**Game Time:** 3:02 PM  
**Game Duration:** 1:54  
**Attendance:** 394

**Officials:** Kerry Sitton, Alexander Thompson, Rob Foster

**UTSA**

| Lineup   | Quarter On | Time On | Quarter Off | Time Off | Time on Court | Score | Score Diff | Reb | Stl | Tov | Ass | PPP    |
|--|------------|---------|-------------|----------|---------------|-------|------------|-----|-----|-----|-----|--------|
| 0- Alley Jr. C/ 2- Jackson J/ 3- Ivy-Curry J/ 12- Ford P/ 22- Wallace K/     | 1          | 20:00   | 1           | 17:02    | 02:58         | 2-4   | -2         | 3   | 0   | 2   | 0   | 0.5000 |
| 0- Alley Jr. C/ 2- Jackson J/ 3- Ivy-Curry J/ 22- Wallace K/ 24- Germany J/  | 1          | 17:02   | 1           | 15:59    | 01:03         | 4-3   | 1          | 1   | 0   | 0   | 1   | 1.3889 |
| 0- Alley Jr. C/ 3- Ivy-Curry J/ 10- Czumbel E/ 22- Wallace K/ 24- Germany J/ | 1          | 15:59   | 1           | 15:24    | 00:35         | 0-0   | 0          | 0   | 0   | 0   | 0   | 0.0000 |
| 2- Jackson J/ 10- Czumbel E/ 20- Parrish E/ 22- Wallace K/ 24- Germany J/    | 1          | 15:24   | 1           | 09:55    | 05:29         | 7-8   | -1         | 11  | 0   | 0   | 0   | 0.7085 |
| 0- Alley Jr. C/ 2- Jackson J/ 10- Czumbel E/ 12- Ford P/ 22- Wallace K/      | 1          | 09:55   | 1           | 09:12    | 00:43         | 4-0   | 4          | 0   | 1   | 0   | 2   | 2.0000 |
| 0- Alley Jr. C/ 2- Jackson J/ 3- Ivy-Curry J/ 12- Ford P/ 22- Wallace K/     | 1          | 09:12   | 1           | 05:58    | 03:14         | 8-5   | 3          | 2   | 0   | 0   | 2   | 2.0000 |
| 0- Alley Jr. C/ 2- Jackson J/ 3- Ivy-Curry J/ 22- Wallace K/ 24- Germany J/  | 1          | 05:58   | 1           | 03:24    | 02:34         | 9-4   | 5          | 2   | 0   | 0   | 2   | 2.2500 |
| 2- Jackson J/ 10- Czumbel E/ 20- Parrish E/ 22- Wallace K/ 24- Germany J/    | 1          | 03:24   | 2           | 20:00    | 03:24         | 8-9   | -1         | 3   | 0   | 1   | 2   | 1.1628 |
| 0- Alley Jr. C/ 2- Jackson J/ 3- Ivy-Curry J/ 22- Wallace K/ 24- Germany J/  | 2          | 20:00   | 2           | 15:38    | 04:22         | 9-5   | 4          | 4   | 2   | 2   | 1   | 1.1250 |
| 0- Alley Jr. C/ 2- Jackson J/ 3- Ivy-Curry J/ 12- Ford P/ 22- Wallace K/     | 2          | 15:38   | 2           | 15:06    | 00:32         | 2-0   | 2          | 1   | 0   | 0   | 0   | 2.0000 |
| 0- Alley Jr. C/ 2- Jackson J/ 10- Czumbel E/ 12- Ford P/ 22- Wallace K/      | 2          | 15:06   | 2           | 14:34    | 00:32         | 3-2   | 1          | 0   | 0   | 0   | 1   | 3.0000 |
| 2- Jackson J/ 10- Czumbel E/ 12- Ford P/ 20- Parrish E/ 22- Wallace K/       | 2          | 14:34   | 2           | 13:25    | 01:09         | 0-2   | -2         | 1   | 0   | 0   | 0   | 0.0000 |
| 3- Ivy-Curry J/ 10- Czumbel E/ 12- Ford P/ 20- Parrish E/ 22- Wallace K/     | 2          | 13:25   | 2           | 12:36    | 00:49         | 0-4   | -4         | 0   | 0   | 0   | 0   | 0.0000 |
| 2- Jackson J/ 3- Ivy-Curry J/ 20- Parrish E/ 22- Wallace K/ 24- Germany J/   | 2          | 12:36   | 2           | 07:58    | 04:38         | 18-13 | 5          | 0   | 0   | 0   | 7   | 2.5714 |
| 2- Jackson J/ 3- Ivy-Curry J/ 12- Ford P/ 20- Parrish E/ 22- Wallace K/      | 2          | 07:58   | 2           | 06:56    | 01:02         | 3-0   | 3          | 1   | 0   | 0   | 0   | 2.0833 |
| 0- Alley Jr. C/ 2- Jackson J/ 3- Ivy-Curry J/ 12- Ford P/ 22- Wallace K/     | 2          | 06:56   | 2           | 05:35    | 01:21         | 6-4   | 2          | 0   | 0   | 1   | 1   | 1.7442 |
| 0- Alley Jr. C/ 2- Jackson J/ 12- Ford P/ 20- Parrish E/ 22- Wallace K/      | 2          | 05:35   | 2           | 04:23    | 01:12         | 2-2   | 0          | 3   | 0   | 1   | 0   | 0.8197 |
| 2- Jackson J/ 20- Parrish E/ 22- Wallace K/ 24- Germany J/ 25- Rodriguez A/  | 2          | 04:23   | 2           | 03:50    | 00:33         | 3-1   | 2          | 1   | 0   | 0   | 1   | 3.0000 |
| 2- Jackson J/ 11- Bofinger L/ 20- Parrish E/ 22- Wallace K/ 25- Rodriguez A/ | 2          | 03:50   | 2           | 02:26    | 01:24         | 4-6   | -2         | 2   | 0   | 1   | 0   | 1.3889 |
| 1- Sanni J/ 11- Bofinger L/ 12- Ford P/ 20- Parrish E/ 32- Addo-Ankrah I/    | 2          | 02:26   | 2           | 02:07    | 00:19         | 0-0   | 0          | 0   | 0   | 0   | 0   | 0.0000 |
| 1- Sanni J/ 11- Bofinger L/ 13- Jabbar A/ 20- Parrish E/ 32- Addo-Ankrah I/  | 2          | 02:07   | 2           | 00:00    | 02:07         | 4-7   | -3         | 1   | 1   | 1   | 1   | 0.8000 |



**UAB at UTSA**

02/27/21 Convocation Center, San Antonio, Texas  
2020-21 Men's Basketball

**Game Time:** 3:02 PM  
**Game Duration:** 1:54  
**Attendance:** 394

**Officials:** Kerry Sitton, Alexander Thompson, Rob Foster

**UAB**

| Lineup   | Time  | Score | Score Diff | Pts/Min | Reb | Stl | Tov | Ass | PPP    |
|--|-------|-------|------------|---------|-----|-----|-----|-----|--------|
| 0- Scott-Grayson T/ 3- Lovan T/ 11- Nicholson K/ 13- Jackson Q/ 25- Gordon R/    | 06:17 | 17-20 | -3         | 2.7056  | 4   | 0   | 0   | 0   | 1.6473 |
| 0- Scott-Grayson T/ 3- Lovan T/ 11- Nicholson K/ 13- Jackson Q/ 55- Jemison T/   | 04:54 | 9-4   | 5          | 1.8367  | 4   | 2   | 2   | 2   | 1.1421 |
| 0- Scott-Grayson T/ 2- Ertel M/ 5- Benjamin J/ 25- Gordon R/ 55- Jemison T/      | 04:05 | 4-7   | -3         | 0.9796  | 5   | 0   | 0   | 0   | 0.5076 |
| 2- Ertel M/ 5- Benjamin J/ 10- Kirkland S/ 11- Nicholson K/ 13- Jackson Q/       | 03:12 | 8-8   | 0          | 2.5000  | 2   | 0   | 1   | 0   | 1.1429 |
| 2- Ertel M/ 5- Benjamin J/ 11- Nicholson K/ 12- Toney T/ 55- Jemison T/          | 02:28 | 5-10  | -5         | 2.0270  | 4   | 0   | 0   | 0   | 1.5060 |
| 4- Jeffries K/ 5- Benjamin J/ 10- Kirkland S/ 12- Toney T/ 33- Rotegaard T/      | 02:26 | 7-4   | 3          | 2.8767  | 3   | 0   | 1   | 2   | 1.4000 |
| 2- Ertel M/ 3- Lovan T/ 11- Nicholson K/ 13- Jackson Q/ 25- Gordon R/            | 02:11 | 3-8   | -5         | 1.3740  | 1   | 0   | 2   | 1   | 0.7500 |
| 0- Scott-Grayson T/ 3- Lovan T/ 5- Benjamin J/ 13- Jackson Q/ 55- Jemison T/     | 02:09 | 0-4   | -4         | 0.0000  | 2   | 2   | 1   | 0   | 0.0000 |
| 0- Scott-Grayson T/ 5- Benjamin J/ 10- Kirkland S/ 12- Toney T/ 25- Gordon R/    | 01:57 | 6-7   | -1         | 3.0769  | 1   | 1   | 0   | 0   | 1.5464 |
| 2- Ertel M/ 3- Lovan T/ 5- Benjamin J/ 13- Jackson Q/ 55- Jemison T/             | 01:39 | 5-5   | 0          | 3.0303  | 0   | 0   | 1   | 1   | 1.6667 |
| 2- Ertel M/ 5- Benjamin J/ 13- Jackson Q/ 25- Gordon R/ 55- Jemison T/           | 01:24 | 4-0   | 4          | 2.8571  | 2   | 0   | 0   | 0   | 1.3333 |
| 0- Scott-Grayson T/ 2- Ertel M/ 11- Nicholson K/ 13- Jackson Q/ 55- Jemison T/   | 01:21 | 2-5   | -3         | 1.4815  | 0   | 0   | 0   | 0   | 2.0000 |
| 2- Ertel M/ 3- Lovan T/ 11- Nicholson K/ 13- Jackson Q/ 55- Jemison T/           | 01:18 | 0-6   | -6         | 0.0000  | 0   | 0   | 0   | 0   | 0.0000 |
| 2- Ertel M/ 5- Benjamin J/ 10- Kirkland S/ 12- Toney T/ 25- Gordon R/            | 01:12 | 3-2   | 1          | 2.5000  | 1   | 0   | 0   | 0   | 0.7979 |
| 0- Scott-Grayson T/ 5- Benjamin J/ 11- Nicholson K/ 13- Jackson Q/ 25- Gordon R/ | 01:09 | 2-0   | 2          | 1.7391  | 0   | 0   | 0   | 0   | 1.0000 |
| 2- Ertel M/ 5- Benjamin J/ 11- Nicholson K/ 13- Jackson Q/ 55- Jemison T/        | 01:02 | 0-2   | -2         | 0.0000  | 2   | 0   | 1   | 0   | 0.0000 |
| 0- Scott-Grayson T/ 11- Nicholson K/ 13- Jackson Q/ 25- Gordon R/ 55- Jemison T/ | 00:33 | 2-2   | 0          | 3.6364  | 0   | 0   | 0   | 0   | 2.0000 |
| 2- Ertel M/ 5- Benjamin J/ 11- Nicholson K/ 12- Toney T/ 25- Gordon R/           | 00:31 | 1-2   | -1         | 1.9355  | 0   | 0   | 1   | 0   | 0.6944 |
| 2- Ertel M/ 3- Lovan T/ 5- Benjamin J/ 10- Kirkland S/ 13- Jackson Q/            | 00:12 | 1-0   | 1          | 5.0000  | 0   | 0   | 0   | 0   | 2.2727 |



**UAB at UTSA**

02/27/21 Convocation Center, San Antonio, Texas  
2020-21 Men's Basketball

**Game Time:** 3:02 PM  
**Game Duration:** 1:54  
**Attendance:** 394

**Officials:** Kerry Sitton, Alexander Thompson, Rob Foster

**UTSA**

| Lineup   | Time  | Score | Score Diff | Pts/Min | Reb | Stl | Tov | Ass | PPP    |
|--|-------|-------|------------|---------|-----|-----|-----|-----|--------|
| 2- Jackson J/ 10- Czumbel E/ 20- Parrish E/ 22- Wallace K/ 24- Germany J/    | 08:53 | 15-17 | -2         | 1.6886  | 14  | 0   | 1   | 2   | 0.8950 |
| 0- Alley Jr. C/ 2- Jackson J/ 3- Ivy-Curry J/ 12- Ford P/ 22- Wallace K/     | 08:05 | 18-13 | 5          | 2.2268  | 6   | 0   | 3   | 3   | 1.4469 |
| 0- Alley Jr. C/ 2- Jackson J/ 3- Ivy-Curry J/ 22- Wallace K/ 24- Germany J/  | 07:59 | 22-12 | 10         | 2.7557  | 7   | 2   | 2   | 4   | 1.4785 |
| 2- Jackson J/ 3- Ivy-Curry J/ 20- Parrish E/ 22- Wallace K/ 24- Germany J/   | 04:38 | 18-13 | 5          | 3.8849  | 0   | 0   | 0   | 7   | 2.5714 |
| 1- Sanni J/ 11- Bofinger L/ 13- Jabbar A/ 20- Parrish E/ 32- Addo-Ankrah I/  | 02:07 | 4-7   | -3         | 1.8898  | 1   | 1   | 1   | 1   | 0.8000 |
| 2- Jackson J/ 11- Bofinger L/ 20- Parrish E/ 22- Wallace K/ 25- Rodriguez A/ | 01:24 | 4-6   | -2         | 2.8571  | 2   | 0   | 1   | 0   | 1.3889 |
| 0- Alley Jr. C/ 2- Jackson J/ 10- Czumbel E/ 12- Ford P/ 22- Wallace K/      | 01:15 | 7-2   | 5          | 5.6000  | 0   | 1   | 0   | 3   | 2.3333 |
| 0- Alley Jr. C/ 2- Jackson J/ 12- Ford P/ 20- Parrish E/ 22- Wallace K/      | 01:12 | 2-2   | 0          | 1.6667  | 3   | 0   | 1   | 0   | 0.8197 |
| 2- Jackson J/ 10- Czumbel E/ 12- Ford P/ 20- Parrish E/ 22- Wallace K/       | 01:09 | 0-2   | -2         | 0.0000  | 1   | 0   | 0   | 0   | 0.0000 |
| 2- Jackson J/ 3- Ivy-Curry J/ 12- Ford P/ 20- Parrish E/ 22- Wallace K/      | 01:02 | 3-0   | 3          | 2.9032  | 1   | 0   | 0   | 0   | 2.0833 |
| 3- Ivy-Curry J/ 10- Czumbel E/ 12- Ford P/ 20- Parrish E/ 22- Wallace K/     | 00:49 | 0-4   | -4         | 0.0000  | 0   | 0   | 0   | 0   | 0.0000 |
| 0- Alley Jr. C/ 3- Ivy-Curry J/ 10- Czumbel E/ 22- Wallace K/ 24- Germany J/ | 00:35 | 0-0   | 0          | 0.0000  | 0   | 0   | 0   | 0   | 0.0000 |
| 2- Jackson J/ 20- Parrish E/ 22- Wallace K/ 24- Germany J/ 25- Rodriguez A/  | 00:33 | 3-1   | 2          | 5.4545  | 1   | 0   | 0   | 1   | 3.0000 |
| 1- Sanni J/ 11- Bofinger L/ 12- Ford P/ 20- Parrish E/ 32- Addo-Ankrah I/    | 00:19 | 0-0   | 0          | 0.0000  | 0   | 0   | 0   | 0   | 0.0000 |