



LOUISIANA TECH

2021 C-USA WEST DIVISION CHAMPIONS /// 2021 NIT FINAL FOUR

GAMEDAY INFO

DATE/TIME: Saturday, Feb. 19 | 6:00 p.m. CT
LOCATION: Thomas Assembly Center (Ruston, La.)
SERIES HISTORY: LA Tech leads 15-6
LAST MEETING: Jan. 8, 2022 | San Antonio, Texas
LA Tech 79, UTSA 63

MEDIA: ESPN+
TALENT: Chris Mycoskie (pxp), Teddy Allen (analyst)
RADIO: LA Tech Sports Network
TALENT: Malcolm Butler (pxp), Jack Thigpen (analyst)
STATS: LATechSports.com

2021-22 SCHEDULE

Overall: 18-7 | C-USA: 9-4 | H: 11-3 | A: 7-3 | N: 0-1

NOVEMBER	MEDIA	W/L	SCORE
9 at #14 Alabama	SECN	L	64-93
12 JACKSON STATE	ESPN+	W	70-68
15 JARVIS CHRISTIAN	CUSA.tv	W	91-61
19 at Northwestern State [^]	NSU tv	W	83-64
24 ULM [^]	CUSA.tv	W	96-74
27 at NC State	ESPN+	L	81-90

DECEMBER	MEDIA	W/L	SCORE
1 TEXAS SOUTHERN	ESPN+	W	87-60
4 at Santa Clara	WCCN	W	78-75
11 UL-LAFAYETTE	ESPNU	W	78-69
14 LSU-SHREVEPORT	CUSA.tv	W	84-70
18 vs. #19 LSU ^{&}	CBS SN	L	57-66
22 CROWLEY'S RIDGE	CUSA.tv	W	99-56
30 MARSHALL [*]	ESPN2/U	W	79-56

JANUARY	MEDIA	W/L	SCORE
1 WKU [*]	CBS SN	W	74-73
6 at UTEP [*]	CBS SN	W	64-52
8 at UTSA [*]	ESPN+	W	79-63
13 SOUTHERN MISS [*]	CBS SN	W	80-57
16 at Southern Miss [*]	ESPN+	W	76-62
22 UAB [*]	Stadium	L	76-83
27 RICE [*]	ESPN+	W	80-63
29 NORTH TEXAS [*]	Stadium	L	62-63

FEBRUARY	MEDIA	W/L	SCORE
3 at Florida Atlantic [*]	ESPN+	L	73-83
5 at FIU [*]	ESPN+	W	86-82
10 at Charlotte [*]	Stadium	W	82-77
17 UTEP [*]	ESPN+	L	60-63
19 UTSA [*]	ESPN+		6 p.m.
24 at Rice [*]	Stadium		7 p.m.
26 at North Texas [*]	Stadium		3 p.m.

MARCH	MEDIA	W/L	SCORE
2 OLD DOMINION [*]	CUSA.tv		6 p.m.
5 at UAB [*]	Stadium		2 p.m.
8 C-USA TOURNAMENTS [§]	----		----

All home games CAPS | All times CST and subject to change
^{*} C-USA game

[^] Lanky Wells Classic presented by Dawghouse Sports Grill & Bossier City, La. (Brookshire Grocery Arena)

[§] Frisco, Texas (The Star)

GAME 26 MATCHUP



LOUISIANA TECH BULLDOGS (18-7, 9-4)

Head Coach: Eric Konkol
Record at LA Tech: 147-72 (7th year)
Career Record: Same
Record vs. UTSA: 7-4

VS



UTSA ROADRUNNERS (9-18, 2-12)

Head Coach: Steve Henson
Record at UTSA: 88-97 (6th year)
Career Record: Same
Record vs. LA Tech: 4-5

BULLDOG STORYLINES

- Louisiana Tech closes out its home weekend on Saturday night when they face UTSA at 6 p.m. inside the Thomas Assembly Center on Karl Malone Court. The Bulldogs have dropped consecutive home games for just the third time in the last nine years.
- LA Tech shot a season-low 33.9 percent from the field and were limited to their fewest points at home this season in a 63-60 loss to UTEP on Thursday night. The other offensive miscues included committing 16 turnovers and missing 14 free throw attempts.
- The Bulldogs continue to pace the league in field goal percentage defense, allowing teams to shoot just 41.1 percent (C-USA games only). They held the Miners to 39.7 percent shooting, the sixth time they have limited a conference foe to under 40 percent.
- Kenneth Lofton, Jr.** registered his 15th double-double of the season (seventh most in the country) with 12 points and 16 rebounds against UTEP. In doing so, he eclipsed 500 rebounds for his career, taking him only 56 games to do it (second fastest to 500 boards by a Bulldog in the last 35 years behind only Paul Millsap).
- Cobe Williams** tallied a team-high 19 points in the loss to the Miners, tying his career-high with 16 field goal attempts. He is averaging 13.9 points per game during conference play and has scored at least 15 points in seven of the team's 13 league contests.
- Along with scoring and rebounding, Kenneth Lofton, Jr. also does his fair share of assisting. The power forward has a team-high 46 assists during C-USA play** (10th most in the league). He has anchored the Bulldogs in assists in seven league games, including the last five (averaging 4.8 assists during this span).
- The Bulldogs are going for a season sweep over UTSA, having already defeated the Roadrunners in San Antonio earlier this season by a score of 79-63. **Amorie Archibald** had the game of his life in the Convocation Center, scoring a career-high 31 points while going 12-of-14 from the field and a perfect 6-of-6 from beyond the arc.
- Kenneth Lofton, Jr.** was one of 30 players selected to the 2022 Jersey Mike's Naismith Trophy Midseason Team. The award is given out annually to the top college basketball player in the country.
- With the victory on Jan. 13 versus USM, the Bulldogs reached a milestone as they picked up their 100th Conference USA victory (joined the league in 2013). They reached 100 wins in just 145 games, the second fewest in league history behind only Cincinnati.
- The Bulldogs have won 20+ games in eight of the last nine seasons (have won 22+ games seven times) and are two wins shy of doing it again. They are currently one of 21 teams in the country to win 20+ games at least eight times in the last nine seasons.
- Eric Konkol, C-USA Coach of the Year and NABC District 11 Coach of the Year last season, has the fourth most wins by a head coach in program history with 147. He has won 20+ games five times, the most by any LA Tech head coach in school history and recently coached his 200th career game at LA Tech. This past summer, he received a contract extension through the 2025-26 season.















@LATECHHOOPS



@LATECHHOOPS



LATECHMBB

0		KEASTON WILLIS • So. • G • 6-3 • 190 • Sulphur Springs, Texas <u>MIN</u> <u>PTS</u> <u>RBS</u> <u>ASTS</u> <u>FG%</u> <u>3FG%</u> <u>FT%</u> 28.7 11.6 3.4 1.4 39% 39% 68%	<ul style="list-style-type: none"> Reached 1,000 points in his collegiate career vs. UAB (1/22), took only 70 games Has scored 20+ points in 16 career games (including at UIW); three times at LA Tech Has made at least three 3-pointers in 13 games this season Second Team All-SLC, First Team NABC All-District selection at UIW as a sophomore Made 122 three-pointers in two years at Incarnate Word
1		KENNY HUNTER • Fr. • F • 6-10 • 235 • Shreveport, La. <u>MIN</u> <u>PTS</u> <u>RBS</u> <u>BLKS</u> <u>FG%</u> <u>3FG%</u> <u>FT%</u> 11.3 3.8 2.9 0.5 63% ----- 60%	<ul style="list-style-type: none"> Played a career-high 22 minutes vs. Marshall (12/30), recorded career-high 12 boards Got his first career start as a Bulldog vs. LSU-Shreveport (12/14) Leads the team in field goal percentage at 63.2 percent (43-of-68 shooting) 44 of his 85 career rebounds have been offensive rebounds (35 off. rbs. this season) Has a wing span of 7'4"
2		KENNETH LOFTON, JR. • Fr. • F • 6-7 • 275 • Port Arthur, Texas <u>MIN</u> <u>PTS</u> <u>RBS</u> <u>ASTS</u> <u>FG%</u> <u>3FG%</u> <u>FT%</u> 26.8 17.1 10.9 2.6 55% 20% 67%	<ul style="list-style-type: none"> Is averaging 25.6 points and 16.3 rebounds per 40 minutes this season Ranks top 10 in the country in double-doubles (15) and rebounds per game (10.9) Has had two 30/10 games – 36 pts., 17 rbs. at NC State; 31 pts., 14 rbs at Santa Clara Earned C-USA Freshman of the Year and Third Team All-Conference USA honors Led Team USA to FIBA U19 World Cup gold medal, averaged team-high 13.1 ppg
3		AMORIE ARCHIBALD • Sr. • G • 6-3 • 185 • Deltona, Fla. <u>MIN</u> <u>PTS</u> <u>RBS</u> <u>ASTS</u> <u>FG%</u> <u>3FG%</u> <u>FT%</u> 31.2 13.5 3.7 2.6 47% 38% 89%	<ul style="list-style-type: none"> Has played in 147 career games while making 131 starts (both program records) Averaging 13.4 ppg during C-USA play, shooting 48% from field and 40% from three Scored a career-high 31 points at UTSA (1/8), going 12-of-14 from the field Cracked top 10 list in career assists, threes made and threes attempted at LA Tech Was an All-State quarterback in high school at Trinity Christian Academy
4		KALEB STEWART • Fr. • G • 6-3 • 180 • Atascocita, Texas <u>MIN</u> <u>PTS</u> <u>RBS</u> <u>ASTS</u> <u>FG%</u> <u>3FG%</u> <u>FT%</u> 12.1 3.9 0.4 0.8 44% 33% 100%	<ul style="list-style-type: none"> Is shooting 46 percent from the field over last 18 games (27-of-59 shooting) Posted a career-high 12 points on 5-of-7 shooting vs. LSU-Shreveport (12/14) Scored 10 points on 4-of-5 shooting at NC State (11/27) Ranked as 50th best PG in the country by Rivals (McDonald's All-American nominee) As a senior, led Atascocita HS to UIL state semis for only second time in school history
5		TERRAN WILLIAMS • Fr. • G • 6-5 • 200 • Marianna, Ark. <u>MIN</u> <u>PTS</u> <u>RBS</u> <u>ASTS</u> <u>FG%</u> <u>3FG%</u> <u>FT%</u> 6.3 2.7 0.9 0.2 42% 30% 71%	<ul style="list-style-type: none"> Registered 10 points and a career-high 7 rebounds vs. Crowley's Ridge (12/22) Recorded a career-high 11 points on 4-of-5 shooting vs. Jarvis Christian (11/15) Played 6 minutes in Bulldog debut at #14 Alabama (11/9), scored first career point Rated No. 1 player in the state of Arkansas by Arkansas Basketball Recruiting As a senior, led Marianna Lee HS to Arkansas 2A state title, program's first in 38 years
10		BEN PONDER • Fr. • G • 6-3 • 195 • Shreveport, La. <u>MIN</u> <u>PTS</u> <u>RBS</u> <u>ASTS</u> <u>FG%</u> <u>3FG%</u> <u>FT%</u> 2.8 1.2 0.0 0.0 43% 25% -----	<ul style="list-style-type: none"> Tallied four points vs. Crowley's Ridge (12/22), first career points as a Bulldog Made Bulldog debut at #14 Alabama, played two minutes Two-time All-District selection for Calvary Baptist, led team to state runner-up twice State champion in 200IM in swimming as a sophomore Walk-on
11		LADAMIEN BRADFORD • Fr. • G • 6-5 • 215 • Jonesboro, La. <u>MIN</u> <u>PTS</u> <u>RBS</u> <u>ASTS</u> <u>FG%</u> <u>3FG%</u> <u>FT%</u> 15.5 3.5 2.7 1.6 46% 27% 52%	<ul style="list-style-type: none"> Has made 31 of his last 60 field goal attempts over the last 21 games (52%) Tied for the team lead in assist/turnover ratio at 2.1 (38 assists to only 18 turnovers) Scored a career-high 9 points at Southern Miss (1/16) Saw action in 14 games, including two starts, as a freshman at Texas A&M Ranked No. 51 shooting guard nationally by ESPN out of Jonesboro-Hodge HS
13		STACEY THOMAS • Jr. • F • 6-8 • 225 • Houston, Texas <u>MIN</u> <u>PTS</u> <u>RBS</u> <u>BLKS</u> <u>FG%</u> <u>3FG%</u> <u>FT%</u> 5.7 1.6 1.3 0.1 75% ----- 33%	<ul style="list-style-type: none"> Played 14 minutes vs. CRC (12/22), recording six points and five rebounds After missing first 11 games of season due to shoulder injury, returned on Dec. 22 Has played in 68 career games, including 21 appearances last season Made ESPN's Sportscenters Top 10 plays last season at Southern Miss (1/28) Was a star tennis player in the Houston National Tennis League
14		WILL ALLEN • Fr. • F • 6-7 • 210 • New Orleans, La. <u>MIN</u> <u>PTS</u> <u>RBS</u> <u>BLKS</u> <u>FG%</u> <u>3FG%</u> <u>FT%</u> -----	<ul style="list-style-type: none"> Out for the season with a shoulder injury Rated 6th best player in Louisiana by PrepHoops Named LSWA Class 5A Most Outstanding Player and LABC 5A Player of the Year Averaged 23.8 points, 15.1 rebounds and 3.9 blocks per game for the Bruins Recorded a double-double in all 28 games as a senior
21		EXAVIAN CHRISTON • Sr. • G • 6-4 • 200 • Hot Springs, Ark. <u>MIN</u> <u>PTS</u> <u>RBS</u> <u>ASTS</u> <u>FG%</u> <u>3FG%</u> <u>FT%</u> 24.1 3.8 2.3 1.5 35% 32% 75%	<ul style="list-style-type: none"> Has played in 113 career games as a Bulldog, second most on the team Has made 17 of his last 44 three-point attempts (39%) over last 21 games Scored a season-high 11 points against No. 19 LSU (12/18) Returned to action on Nov. 12, 2019 after missing full year due to medical issue Four-time Team Captain
22		ISIAH CRAWFORD • So. • F • 6-6 • 220 • Fort Worth, Texas <u>MIN</u> <u>PTS</u> <u>RBS</u> <u>ASTS</u> <u>FG%</u> <u>3FG%</u> <u>FT%</u> 21.7 11.3 4.7 1.7 52% 20% 71%	<ul style="list-style-type: none"> Out for the season with knee injury suffered in game versus Jarvis Christian (11/15) Tallied 15 points and 7 rebounds (career-high 4 offensive) at #14 Alabama Earned Third Team All-Conference USA honors last season Played in all 32 games last season after recovering from knee injury suffered on 1/11/20 Has a 7'1" wing span and a 8'8" standing reach
23		DAVID GREEN • Fr. • F • 6-7 • 215 • Apopka, Fla. <u>MIN</u> <u>PTS</u> <u>RBS</u> <u>ASTS</u> <u>FG%</u> <u>3FG%</u> <u>FT%</u> 15.4 7.1 3.2 0.6 48% 36% 62%	<ul style="list-style-type: none"> Has scored 17+ points in four games this season Played a career-high 24 minutes at FAU (2/3), scored 18 points Registered a career-high 21 points on 6-of-7 shooting vs. LSU-Shreveport (12/14) Saw action in 18 games, including eight starts, for Hofstra as a freshman Named First Team Class 7A All-State and Orlando Sentinel Area Player of the Year
24		COBE WILLIAMS • So. • G • 6-0 • 180 • Dallas, Texas <u>MIN</u> <u>PTS</u> <u>RBS</u> <u>ASTS</u> <u>FG%</u> <u>3FG%</u> <u>FT%</u> 29.2 10.8 3.2 3.4 39% 30% 77%	<ul style="list-style-type: none"> Scored a career-high 22 points on 9-of-16 shooting vs. Marshall (12/30) Averaging 13.9 ppg in C-USA play; Double figures in 13 of last 17 games Recorded a career-high 8 assists at NSU (11/19) and versus TSU (12/1) Named to 2020-21 Conference USA All-Defensive Team Named after Kobe Bryant (wears No. 24 in honor of him as well)

NUMERICAL ROSTER

#	Name	Pos.	Ht.	Wt.	Cl.	Exp.	Hometown (Last School)
0	Keaston Willis	G	6-3	190	So.	3rd Year	Sulphur Springs, Texas (Incarnate Word)
1	Kenny Hunter	F	6-10	235	Fr.	2nd Year	Shreveport, La. (Huntington HS)
2	Kenneth Lofton, Jr.	F	6-7	275	Fr.	2nd Year	Port Arthur, Texas (Port Arthur Memorial HS)
3	Amorie Archibald	G	6-3	185	Sr.	5th Year	Deltona, Fla. (Trinity Christian Academy)
4	Kaleb Stewart	G	6-3	180	Fr.	1st Year	Atascocita, Texas (Atascocita HS)
5	Terran Williams	G	6-5	200	Fr.	1st Year	Marianna, Ark. (Marianna Lee HS)
10	Ben Ponder	G	6-3	195	Fr.	1st Year	Shreveport, La. (Calvary Baptist Academy)
11	LaDamien Bradford	G	6-5	215	Fr.	2nd Year	Jonesboro, La. (Texas A&M)
13	Stacey Thomas	F	6-8	225	Jr.	4th Year	Houston, Texas (Fortbend Christian)
14	Will Allen	F	6-7	210	Fr.	1st Year	New Orleans, La. (Bonnabel HS)
21	Exavian Christon	G	6-4	200	Sr.	4th Year	Hot Springs, Ark. (Hot Springs HS)
22	Isaiah Crawford	F	6-6	220	So.	3rd Year	Fort Worth, Texas (North Crowley HS)
23	David Green	F	6-7	215	Fr.	2nd Year	Apopka, Fla. (Hofstra)
24	Cobe Williams	G	6-0	180	So.	3rd Year	Dallas, Texas (Kimball HS)

BY LOCATION

ARKANSAS (2)
Exavian Christon
Terran Williams
FLORIDA (2)
Amorie Archibald
David Green
LOUISIANA (4)
Will Allen
LaDamien Bradford
Kenny Hunter
Ben Ponder
TEXAS (6)

COACHING & SUPPORT STAFF

Title	Name	Experience	Alma Mater
Head Coach	Eric Konkol	7th Year	Wisconsin at Eau Claire, '00
Assistant Coach	Duffy Conroy	7th Year	St. Ambrose (Iowa), '00
Assistant Coach	Desmond Haymon	3rd Year	Stephen F. Austin, '14
Assistant Coach	Josten Crow	1st Year	Sam Houston State, '10
Director of Operations	Josh Wolfe	3rd Year	Hope College, '04
Graduate Manager	Rico Sylvester	1st Year	Missouri, '21
Graduate Manager	Kyle Smith	1st Year	Stephen F. Austin, '21
Graduate Manager	Zach Schonfarber	1st Year	Louisiana Tech, '20
Sports Performance Director	Blake Talos	5th Year	Purdue, '14
Assistant A.D./Communications	Kane McGuire	10th Year	Louisiana Tech, '06
Academic Advisor	Ryan Amodei	1st Year	Temple, '18
Athletic Trainer	TJ Thurmond, Jr.	2nd Year	Iowa State, '18

BY CLASS


SENIORS (2)
Amorie Archibald
Exavian Christon
JUNIORS (1)
Stacey Thomas



Eric Konkol
Head Coach



Duffy Conroy
Assistant Coach



Josten Crow
Assistant Coach



Desmond Haymon
Assistant Coach




Josh Wolfe
Director of Operations



Rico Sylvester
Graduate Manager



Kyle Smith
Graduate Manager



Zach Schonfarber
Graduate Manager




Blake Talos
Director of Sports Performance



TJ Thurmond, Jr.
Athletic Trainer



Ryan Amodei
Associate Director/
Student-Athlete
Success Services



Kane McGuire
Assistant A.D./
Communications

SOPHOMORES (3)

Isaiah Crawford
Cobe Williams
Keaston Willis

FRESHMEN (8)

Will Allen
LaDamien Bradford
David Green
Kenny Hunter
Kenneth Lofton, Jr.
Ben Ponder
Kaleb Stewart
Terran Williams

BY NAME

Eric Konkol (Kahn-kul)
Exavian Christon (Kris-chun)
Amorie (Uh-mahr-EE) Archibald

ERIC KONKOL

HEAD COACH | 7TH SEASON

Konkol enters his seventh season at the helm of the Bulldogs, guiding LA Tech to a 24-8 overall record, a Conference USA West Division title and a trip to the NIT Final Four in 2020-21. As a result, he garnered numerous awards including C-USA Coach of the Year and NABC District 11 Coach of the Year.

The Bulldogs won 12 of their final 14 regular season games and received an at-large berth to play in the NIT for the first time since 2015 and became just the second team in program history to make the Final Four. The 'Dogs upset Ole Miss in the first round, defeated league foe WKU in the quarterfinals and won a 76-74 thriller over No. 1 overall seed Colorado State in the Final Four consolation game.

Konkol and his staff produced the highest-rated defense in C-USA, ranking 39th in the country in adjusted defensive efficiency. The team also ranked No. 1 in the league and top 30 in the country in field goal percentage defense and 3-point field goal percentage defense.

It marked the program's 27th 20+ win season and the eight in the last nine seasons (five under Konkol which is the most of any LA Tech head coach all time.) His 129 total wins as head coach ranks fourth in program history. The Bulldogs were stellar at home yet again as well, going 15-1 for a third straight season.

Despite the shortened 2019-20 season, Konkol was named the LSWA Louisiana Coach of the Year and the LABC Louisiana Major College Coach of the Year after guiding LA Tech to a 22-8 overall record. The 22 wins was the most victories of any C-USA team and of any Louisiana Division I team. The Bulldogs also recorded a 13-5 league record, finishing in a tie for second place.

The 'Dogs, who had the highest NET ranking and highest KenPom ranking of any C-USA squad, had several marquee wins. The biggest one in non-conference came against Mississippi State in Starkville as the 74-67 victory ended their SEC-leading 26-game non-conference winning streak. There was also the 76-73 victory at home over Old Dominion which marked career win No. 100 for Konkol, becoming the sixth head coach in program history to reach this milestone.

In 2018-19, leading them to a 20-win season with eight of those victories coming against teams who also produced 20-win seasons, the most in a single season in program history. One of those came in the season opener at Wichita State as the Bulldogs shocked the Shockers, handing them only their fourth loss in their last 76 games at home.

Konkol's third season in 2017-18 produced a winning season and was highlighted by winning the 10th annual Cancun Challenge championship in Mexico as well as the inaugural New Orleans Shootout. He also picked up career win No. 50 along the way. It took him only 70 games to reach that milestone which was the fastest by a LA Tech head coach in program history.

His first two seasons he helped produce back-to-back 23-win seasons which was the most by a LA Tech head coach through his first two years at the helm. Despite being the second youngest team in the league, despite being picked seventh in the preseason poll and despite losing two seniors to season-ending injuries, LA Tech overcame all of that to finish second in C-USA in 2016-17.

In 2015-16, the 23 victories for Konkol was the most in program history by a first-year head coach. As a result, he was named a finalist for the 2016 Joe B. Hall Award which is presented annually to the top first-year coach in Division I college basketball.

Six Bulldogs have received all-conference honors under Konkol, including Kenneth Lofton, Jr. and Isaiah Crawford who were both Third Team All-Conference USA selections last season. DaQuan Bracey was a First Team All-Conference USA selection in 2020, Erik McCree and Jacobi Boykins were both two-time selections and Alex Hamilton was the 2016 C-USA Player of the Year.



COACHING RECORDS

LA Tech	Overall	Conference
2021-22 >>	18-7	9-4
2020-21 >>	24-8	12-4
2019-20 >>	22-8	13-5
2018-19 >>	20-13	9-9
2017-18 >>	17-16	7-11
2016-17 >>	23-10	14-4
2015-16 >>	23-10	12-6
TOTAL >>	147-72	76-43

COACHING TIMELINE

2015-pres. >>	LA Tech Head Coach
2011-15 >>	Miami (Fla.) Asst. Coach
2007-11 >>	George Mason Asst. Coach
2005-07 >>	Hopkins HS (Minn.) Asst. Coach
2002-05 >>	George Mason Asst. Coach

COACHING ACCOLADES

2020-21	Conference USA Coach of the Year
	NABC District 11 Coach of the Year
	LSWA Louisiana Coach of the Year
	LABC Louisiana Major College Coach of the Year
2019-20	Jim Phelan National Coach of the Year finalist
	LSWA Louisiana Coach of the Year
	LABC Louisiana Major College Coach of the Year

PERSONAL INFO

Born: Nov. 24, 1976
Hometown: Amherst, Wis.
Alma Mater: Wisconsin at Eau Claire (2000)
Wife: Meagan
Children: Ethan and Ryan



— THOMAS ASSEMBLY CENTER —

THE TAC FACTS

Full Name: Samuel M. Thomas Assembly Center
Nickname: The TAC
Year opened: 1982
Cost: \$17.5 million
Capacity: 8,000
Floor: Karl Malone Court (installed 2007)
Largest Crowd: 8,825 (Jan. 14, 1984 vs. ULM)
First Game: Dec. 4, 1982 vs. Louisiana-Lafayette
Longest Home Winning Streak: 40 (1982-85)
Undefeated Home Seasons: 7 (last in 2014-15)

147-15

Home record since February of 2012 (.907)
 (6th highest winning percentage in the nation during that span
 behind only Belmont, New Mexico State, South Dakota State,
 Kansas and Gonzaga)

423-107

All-time record (.798)
 (Win No. 400 in the TAC took place on Dec. 3, 2020)

194-20

All-time non-conference record (.907)
 (91-4 since the 2008-09 season; have won 28 in a row)

67-11

All-time C-USA record (.859)
 (highest winning percentage of any C-USA team since joining
 league in 2013-14)

56-6

Home record since 2018-19 season (.903)

TAC Yearly Records

Year	Non-Conf. Record	Conf. Record	Overall Record	Average Attn.	
1982-83	6-1	6-0	12-1	3,605	
1983-84	8-0	6-0	14-0	3,663	
1984-85	8-0	6-0	14-0	5,009	
1985-86	6-1	4-2	10-3	3,176	
1986-87	7-1	5-0	12-1	3,269	Southland
1987-88	7-0	5-0	12-0	2,528	
1988-89	6-0	4-1	10-1	3,224	
1989-90	5-0	5-0	10-0	4,006	
1990-91	4-0	5-1	9-1	2,781	ASC
1991-92	5-1	8-0	13-1	2,781	
1992-93	1-1	2-7	3-8	3,352	
1993-94	2-1	0-9	2-10	2,096	
1994-95	3-0	6-3	9-3	1,243	
1995-96	3-0	4-5	7-5	2,816	
1996-97	1-2	6-3	7-5	2,000	
1997-98	2-2	7-2	9-4	1,795	
1998-99	2-0	7-0	9-0	1,852	
1999-00	3-0	7-1	10-1	1,810	
2000-01	4-0	5-3	9-3	2,235	Sun Belt
2001-02	6-0	7-2	13-2	1,903	
2002-03	3-1	6-3	9-4	2,896	
2003-04	4-0	4-5	8-5	2,191	
2004-05	2-0	6-3	8-3	2,323	
2005-06	4-0	6-2	10-2	2,788	
2006-07	1-2	6-2	7-4	2,233	
2007-08	2-3	3-5	5-8	1,316	
2008-09	4-0	4-4	8-4	2,227	
2009-10	6-0	6-2	12-2	2,438	
2010-11	6-0	2-6	8-6	2,168	
2011-12	8-0	3-4	11-4	3,165	
2012-13	5-0	9-0	14-0	3,531	WAC
2013-14	6-1	8-0	14-1	4,186	
2014-15	8-0	9-0	17-0	4,243	
2015-16	8-0	8-1	16-1	3,856	
2016-17	7-1	8-1	15-2	2,942	
2017-18	5-2	6-3	11-5	3,448	
2018-19	7-0	8-1	15-1	2,564	
2019-20	7-0	8-1	15-1	2,639	
2020-21	7-0	8-1	15-1	1,200	
2021-22	7-0	4-3	11-3	2,644	C-USA

KENNETH "JUNIOR" LOFTON, JR.

FRESHMAN / FORWARD
6-7 / 275 / PORT ARTHUR, TEXAS
PORT ARTHUR MEMORIAL HS

"He's a phenomenal player, a phenomenal talent and a legitimate NBA prospect."

LSU HC WILL WADE

"He is a monster and a matchup problem. I have a lot of respect for his game."

MEMPHIS HC PENNY HARDAWAY

"He is a terrific, unique player and a load inside."

COLORADO STATE HC NIKO MEDVED

"He is a baller!"

ESPN'S FRAN FRASCHILLA

"Junior is tough."

ALABAMA HC NATE OATS

"One of the best posts in the country. When they throw him the basketball, it puts so much pressure on your defense."

NC STATE HC KEVIN KEATTS

**C-USA FRESHMAN OF THE YEAR
THIRD TEAM ALL-CONFERENCE USA
C-USA ALL-FRESHMAN TEAM
NIT ALL-TOURNAMENT TEAM
TEAM USA U19 GOLD MEDALIST
NAISMITH TROPHY WATCH LIST
KARL MALONE AWARD WATCH LIST
LUTE OLSON AWARD MIDSEASON WATCH LIST
PRESEASON ALL-CONFERENCE USA
NAISMITH TROPHY MIDSEASON TEAM**

"He is a big, strong kid. When he gets to his spot, he is hard to move. He has his way when he gets the ball in the paint."

UAB HC ANDY KENNEDY

"I give that big man a lot of credit. He dominated the game against us."

OLE MISS HC KERMIT DAVIS

"He has great energy, is highly competitive and is a great teammate. He really became our go-to guy down the stretch and was great in the championship game."

**TCU HC AND TEAM USA U19 HC
JAMIE DIXON**

"When we need a bucket, we know who we are going to. He's a beast!"

TEAM USA U19 TEAMMATE CHET HOLMGREN

BUILT DIFFERENT



QUICK FACTS

UNIVERSITY

Location	Ruston, Louisiana
Founded	1894
Enrollment	11,173 (as of Fall 2021)
Nickname	Bulldogs
School Colors	Red and Blue
Conference	C-USA
President	Dr. Les Guice
Athletic Director	Dr. Eric A. Wood
SWA	Mary Kay Hungate
Faculty Athletic Rep.	Dr. Donna Thomas
Athletics Website	LATechSports.com
Basketball Office Phone	(318) 257-5196
Ticket Office Phone	(318) 257-3631

TEAM

2020-21 Record	24-8
2020-21 C-USA Record	12-4 (1st West)
Letterwinners R/L	7/6
Starters R/L	4/1
Newcomers	7

HISTORY

All-Time Record	1,416-1,045
First Year of Basketball	1926 (94 seasons)
NCAA Tournament Appearances (D1)	5
Last NCAA Appearance	1991
	1st Round vs. Wake Forest
Last Postseason Appearance	2021
	NIT Final Four vs. Colorado State
All-Time C-USA Record	95-45 (8 seasons)
C-USA Tournament Appearances	8
C-USA Tournament Record	7-7
C-USA Regular Season Championships	3

COMMUNICATIONS

Asst. A.D./Communications (MBB)	Kane McGuire
Cell Phone	(318) 548-2161
Office Phone	(318) 257-5314
Email	kmcguire@latech.edu
Mailing Address	PO Box 3046, Ruston, LA 71272

RADIO

Network	LA Tech Sports Network
General Manager	Gary Northen
Office Phone	(318) 257-5331
Play-by-play	Malcolm Butler
Analyst	Jack Thigpen



WE ARE LOUISIANA TECH

We are excited you are covering Louisiana Tech Men's Basketball this season. In doing so, we ask that you please refer to us by our correct name and abbreviation.

Thanks and go Bulldogs!

CORRECT >> Louisiana Tech, LA Tech, , Tech, Bulldogs or 'Dogs

INCORRECT >> LT, LTU, La Tech or La. Tech

WHAT THEY ARE SAYING ABOUT JUNIOR

SPORTS ILLUSTRATED

Reason No. 40 on why to be excited about the college basketball season

"America's most lovable big man returns for Year 2 at Louisiana Tech after leading the Bulldogs deep into the NIT as a freshman and starring for Team USA at the FIBA U19 World Cup this summer. Lofton should explode in his sophomore year."

THE ATHLETIC

Ranked as the 12th most intriguing player in college basketball

"Meet Kenneth Lofton, Jr., the 6-7, 275-pounder who, at some point this season, may need no introduction at all. His personality is as robust as his physique. He could be a breakout character, and more than just a niche star."

Ranked as the 19th best big man in college basketball

"After a relatively modest start to the season, the freshman forward rather quickly morphed into a dominant player on the post. Lofton will be excellent for Louisiana Tech again, and even more of a nightmare for opposing defenders. Lofton is a true post big. He'll be one of the most productive big men in college hoops."

CBS SPORTS

Ranked as the 54th best college basketball player

"Few players boosted their stock in the past five months like the big fella down in Ruston. Lofton was a difference-maker for Team USA's U19 squad. C-USA's best freshman can turn into C-USA's best player. Hoops diehards already know all about this bulky baller."

One of 15 players who will become stars in 2021-22 -- Jon Rothstein

"Jamie Dixon regularly featured the 6-7 Lofton down the stretch for USA Basketball and that should tell you all you need to know about Lofton's potential. Broad shouldered and deceptively skilled, the forward uses angles well around the rim and knows how to score."

ESPN

One team to keep your eye on for 2021-22 season -- Myron Medcalf

"I'll take Louisiana Tech. I really like the growth of Kenneth Lofton, Jr., who scored 16 points in the U19 FIBA World Championship title game. It was an extension of the success we saw with the 6-foot-7, 275-pound big man late in the season. He's on a fascinating path."

MAKING THE MADNESS

Predicted as Conference USA Player of the Year

"Lofton might be the most physical player in college basketball. Louisiana Tech's star forward searches for contact down low and can finish against much bigger defenders, as showcased in the FIBA U19 Tournament against France's 7-foot-3 Victor Wembanyama and Canada's 7-foot-4 Zach Edey. He is just scratching the surface of his potential."

FROM INVITEE TO SUPERSTAR

A timeline of Kenneth Lofton, Jr.'s meteoric rise over the summer with the Team USA U19 squad.

May 15

Kenneth Lofton, Jr. was one of 27 players selected to attend the USA Basketball U19 training camp in Fort Worth, Texas.

June 22

Kenneth Lofton, Jr. was named one of 17 finalists for the 2021 USA U19 World Cup Team. The decision came following four practice sessions over two days at TCU.

June 25

After going through a six-day training camp, Junior was selected to the 12-member USA Basketball U19 Team. The team featured six players who completed their first collegiate season and six players from the high school class of 2021.

July 6

Junior and Team USA go a perfect 3-0 in Group D with decisive victories over Turkey, Mali and Australia. he averaged 11.7 points (second most on the squad) while shooting 60 percent from the field. He also averaged 4.7 boards per game over the course of the three wins.

July 10

Junior and Team USA advanced to the championship after defeating previously unbeaten Canada, 92-86, in the semifinals. Junior led the USA in scoring with 16 points to go along with seven rebounds.

July 11

The Everyman turned into Superman in the finals against France. And the world was watching. Junior recorded a team-high 16 points (15 in the second half) to propel Team USA to an 83-81 victory over France to claim the gold medal.

His biggest bucket came with 2:10 to go as the USA pushed its lead out to 81-76. His biggest defensive play came on the next possession as he picked the pocket of France's point guard on the perimeter, which led to a fastbreak dunk. And his biggest rebound came at the very end as he outhustled everyone for the offensive board to not allow France to have a potential game-winning shot, securing the two-point victory and the gold.

THE REAL MVP

FIBA U19 World Cup teammate Chet Holmgren, the No. 1 high school recruit and now Gonzaga Bulldog, won MVP honors for the tournament. But, the center took to Instagram following the championship game and called Kenneth Lofton, Jr. "the real MVP"

Who was the leading scorer for Team USA? Which American had the best field goal percentage? Who was the group's second-leading rebounder and the player with the third-best plus-minus rating? The one who did all of this with people like Holmgren and Jaden Ivey on the roster?

That would be Kenneth Lofton, Jr.

Junior ended up leading Team USA in scoring with an average of 13.1 points per game. He scored 14+ points in five of the seven games (rest of Team USA scored 14+ points nine times combined).

He also led Team USA and all of the 2021 FIBA U19 World Cup in field goal percentage at 64.9 percent. It was the highest by a USA U19 player since 2013 and the third highest ever (min. 50 attempts).

He became just the third USA U19 player (and the first since 1987) to average at least 13 points, five rebounds and shoot 60 percent from the field in a World Cup.

LOFTON, BULLDOGS IN THE NIT

Kenneth Lofton, Jr. was one of five players selected to the NIT All-Tournament Team (just the second Bulldog in program history to earn this honor).

In the four games against Ole Miss, WKU, Mississippi State and Colorado State, the forward averaged 20.0 points and 9.3 rebounds per game while shooting 58.9 percent from the field. He went off for a career-high 27 points against the No. 1 overall seed CSU in the Final Four consolation game, scoring the game-winner with less than a second left to win 76-74.

It was just the second time in school history that LA Tech advanced to the NIT Final Four (other time came in 1986).

First Round	vs. Ole Miss	W, 70-61
Quarterfinals	vs. WKU	W, 72-65
Semifinals	vs. Mississippi State	L, 62-84
Consolation	vs. Colorado State	W, 76-74

LOFTON NAMED TO WATCH LISTS

One day before the 2021-22 season tipped off, Kenneth Lofton Jr. was named to the 2022 Jersey Mike's Naismith Trophy Preseason Watch List. The Bulldog forward was one of 50 players (and the only one from Conference USA) selected to the watch list for the Naismith Trophy, an annual award presented to college basketball's most outstanding player.

Lofton, Jr. was also one of 20 members named to the watch list for the 2022 Karl Malone Power Forward of the Year award.

Named after two-time NBA MVP and Louisiana Tech legend Karl Malone, the annual honor in its eighth year recognizes the top power forwards in Division I men's basketball.

LOFTON VS. THE POWER 5

Kenneth Lofton, Jr. has played five career games against Power 5 opponents, and he has more than held his own.

Against LSU, Ole Miss, Mississippi State, Alabama and NC State, Junior is averaging 20.0 points and 10.3 rebounds per game while shooting 61.3 percent from the field.

at LSU	17 points/12 rebounds
vs. Ole Miss	22 points/7 rebounds
vs. Mississippi State	20 points/10 rebounds
at Alabama	12 points/9 rebounds
at NC State	36 points/17 rebounds
vs. LSU	13 points/7 rebounds

C-USA WEST DIVISION CHAMPS

After starting conference play losing two of its first three, LA Tech won 11 of its last 13 to finish with a 12-4 C-USA record.

Going into the final weekend, the Bulldogs did not have any league games remaining and needed North Texas to lose at least one game to UAB to claim the C-USA West Division title.

That happened in game one, giving LA Tech its third C-USA title (won regular season title in 2014 and 2015).

RETURN OF THE VETERANS

Four-year seniors Amorie Archibald and Exavian Christon both decided to take advantage of an extra COVID year and return for a fifth season with the Bulldogs.

The two veterans have a combined 210 college games of experience and are projected to be mainstays in the starting lineup this season.

BULLDOGS IN THE RANKINGS

The Bulldogs rank high in several statistical categories in the league and in the country (as of Feb. 17).

Team	Stat	C-USA	NCAA
Assist/TO Ratio	1.32	1	38
Assists per game	14.8	3	66
Field goal %	45.8	5	80
Field goal % defense	41.5	2	93
FTs made	349	2	88
FTs attempted	485	3	92
3-pt. FGs made	216	4	81
3-pt. FG attempts	628	5	75
Def. rebs. per game	27.16	2	54
Fewest fouls	357	5	34
Fouls per game	14.3	4	28
Scoring offense	77.6	2	40
Scoring margin	8.6	3	55
Total assists	371	5	87
Turnover margin	2.9	3	42
Turnovers per game	11.2	2	46
Win-lost %	72.0	3	53

Player	Stat	C-USA	NCAA
Kenneth Lofton, Jr.			
Points per game	17.1	5	94
Double-doubles	15	1	7
FG percentage	54.8	1	39
FTs attempted	149	2	30
FTs made	100	3	64
Def. Rebounds PG	7.33	1	16
Off. Rebounds PG	3.58	1	9
Rebounds per game	10.9	1	8
Total points	411	6	131
Total rebounds	262	1	11
Total FGs made	154	6	99

Amorie Archibald			
FT percentage	88.5	5	22

Keaston Willis			
3-Pt. FG attempts	171	4	74
Total 3-pt. FGs made	67	4	58
3-Pt. FGs per game	2.68	4	63
3-Pt. FG percentage	39.2	6	50

OTHER LOFTON STATISTICS

Per KenPom, Kenneth Lofton, Jr. ranks 10th in the country in Percentage of Possessions Used at 34.0 percent.

According to College Basketball Reference, Lofton, Jr. ranks 9th in the country in Player Efficiency Rating at 32.6.

Lofton, Jr. has pulled down at least four offensive rebounds in 13 games this season.

Entering C-USA play this season, he had played 30+ minutes in only four games (out of 43 games). He has played 30+ minutes in six of the last 13 games.

BULLDOGS IN LEAGUE PLAY

Through seven weeks of C-USA play, this is how the Bulldogs stack up statistically within the league (as of Feb. 17).

Team	Stat	C-USA
Scoring offense	74.7	3
Scoring margin	7.2	3
Scoring defense	67.5	5
Field goal % defense	41.1	1
Def. rebs. per game	27.08	2
Assists per game	13.8	4
Assist/TO ratio	1.27	2
Turnover margin	3.2	2
3-pt. FGs made	9.42	2

Player	Stat	C-USA
Kenneth Lofton, Jr.		
Points per game	16.3	10
Rebounds per game	11.6	2
Def. Rebounds PG	8.54	2
Off. Rebounds PG	3.08	2
Field goal %	49.7	4
Assists per game	3.5	11
Steals per game	1.7	7

Cobe Williams		
Points per game	13.9	19
Free throw %	77.2	11

Keaston Willis		
3-pt. FG Percentage	41.1	8
3-Pt. FGs per game	2.9	6
Steals per game	1.2	15

RAINING THREES FOR KEASTON

Keaston Willis has been making it rain this season, especially versus ULM when he tied his career-mark with seven made triples. His 67 made three-pointers currently the 10th most by a Bulldog in a single season.

No.	Name	Years	Made 3s
1.	Jacobi Boykins	2017-18	98
2.	Jacobi Boykins	2016-17	89
3.	Kenyon McNeail	2013-14	88
4.	Eric Brown	1991-92	77
5.	Kyle Gibson	2008-09	76
6.	Raheem Appleby	2014-15	71
7.	Jamel Guyton	2009-10	70
	Reggie Gibbs	1989-90	70
9.	Gerrod Henderson	1999-00	68
10.	Keaston Willis	2021-22	67

Including his two years at UIW, he has made 189 threes and has made at least one three in 71 of his 76 career games played in.

EFFICIENT FROM TWO

According to KenPom, LA Tech ranks 72nd in the country in two-point shooting percentage.

The Bulldogs are shooting 54.1 percent from two this season, which is their best in the three-point era (since 1986-87). The second best is 53.9 percent which came in 1986-87.

LOFTON FOUL COUNTER

Opponents have come to find out that the only way to stop Kenneth Lofton, Jr. when he gets the ball in the paint is to foul him.

Junior was fouled a team-high 119 times last season. Through 23 games played this season, he has already eclipsed that with a total of 139 fouls drawn (average of 5.8 per game). He has been fouled at least eight times in eight games this season and set a new career-high against WKU with 11 fouls drawn.

According to KenPom, he ranks 13th in the country in fouls drawn per 40 minutes (7.0).

ANOTHER LEVEL FOR COBE

Known for his defense, point guard Cobe Williams has taken his game to another level on the offensive end during conference play.


Stat	Non-Conference	Conference
PPG	7.4 ppg	13.9 ppg
FG/FGA	30-84	56-138
FG %	35.7%	40.6%
3FG/3FGA	5-32	25-69
3FG %	15.6%	36.2%

The Bulldogs are 20-4 all-time when Williams scores in double figures.

HEART OF A BULLDOG

Fifth-year senior and four-time team captain Exavian Christon played in his 100th career game on Dec. 22 versus Crowley's Ridge. Pretty remarkable considering there was strong doubt he would never make it past 40 games.

Read "Heart of a Bulldog (Exavian Christon's Comeback Story)" here.



COMEBACK FOR THE AGES

On New Year's Day against WKU, LA Tech found itself down double-digits at home for the first time in two years. The Bulldogs ended up pulling off a win, overcoming the 17-point deficit to win, 74-73 (led for only 26 seconds).

It tied for the largest come-from-behind victory in Thomas Assembly Center history and the second largest comeback in almost 50 years.

Largest comebacks since 1973

22	at Centenary (12/12/09)	W, 102-96 ^{2OT}
17	WKU (1/1/22)	W, 74-73
17	Arkansas State (1/27/90)	W, 77-76
17	Mercer (12/5/73)	W, 90-87 ^{OT}

C-USA PLAYERS OF THE WEEK

On Nov. 27 in Raleigh, North Carolina, Kenneth Lofton, Jr. shined bright.

The power forward showed just as powerful he is, recording a career-high 36 points (14-of-19 shooting) and 17 rebounds in the matchup with NC State in route to being named Conference USA Player of the Week.

He backed that up with another big-time performance at Santa Clara a week later, going for 31 points and 14 rebounds in the 78-75 victory. As a result, he was named C-USA Player of the Week for a second straight time.

He is one of only two players in Division I this season to record a 35-point, 15-rebound performance and the first Bulldog to do so since Karl Malone in 1982. His 36 points was also the second most scored by a Bulldog over the last 20 years.

Then after the first week of league play, Cobe Williams was named C-USA Player of the Week (his first such honor). He averaged 20 points in the two wins over Marshall and WKU.

BIG OFFENSIVE OUTPUTS

LA Tech did something that had not been done since 1972 and that is score at least 78 points in eight straight games (Nov. 15 -- Dec. 14).

Over their 25 games, the Bulldogs have scored at least 78 points on 15 occasions and have scored 40+ points in 25 halves (50+ points in five halves).

HOME WINNING STREAKS

With the domination at home have come plenty of home winning streaks.

Over the last nine years, the squad has had seven separate home winning streaks of at least 10 victories. Their 18-game home winning streak was the 5th longest streak in the country before being snapped on Jan. 22.

18 straight	Jan. 15, 2021 -- Jan. 22, 2022
13 straight	Jan. 30, 2020 -- Jan. 1, 2021
15 straight	Nov. 11, 2018 -- Feb. 23, 2019
11 straight	Jan. 19, 2017 -- Dec. 2, 2017
13 straight	Jan. 9, 2016 -- Dec. 13, 2016
39 straight	Dec. 7, 2013 -- Jan. 2, 2016
19 straight	Feb. 16, 2012 -- Nov. 13, 2013

The Bulldogs also have a home winning streak of 28 against non-conference opponents. Since the TAC opened in 1982, this is the sixth time the team has put together such a streak of 20 or more.

28 straight	Nov. 11, 2018 -- active
27 straight	Dec. 7, 2013 -- Dec. 13, 2016
30 straight	Dec. 6, 2008 -- Nov. 13, 2013
20 straight	Dec. 6, 1997 -- Dec. 21, 2002
27 straight	Dec. 5, 1985 -- Nov. 30, 1991
21 straight	Dec. 6, 1982 -- March 9, 1985

WE DO WELL IN WHITE

The Bulldogs currently have four different colored uniforms (white, blue, columbia blue and red), but the most successful color of all is white.

In fact, LA Tech has won 53 of its last 60 games when they wore their white uniforms. Typically worn at home, they broke out the white uniforms on the road last season at WKU and at UTEP (won both games).

PRESEASON ALL-C-USA (X2)

Isaiah Crawford and Kenneth Lofton, Jr. were among 11 players voted by the league head coaches as 2021-22 Preseason All-Conference USA honorees. LA Tech was the only program with multiple players named as honorees.

Last season, Crawford and Lofton, Jr. became the 12th and 13th All-Conference USA selections for Louisiana Tech which is the second most of any team since joining the league in 2013-14.

During this span, the Bulldogs are tied with Old Dominion, Marshall and WKU for the most First Team selections with five.

Marshall	14
Louisiana Tech	13
WKU	12
UTEP	10

After having his freshman year cut short due to a season-ending knee injury, Crawford earned Third Team All-CUSA honors as a sophomore. The versatile forward was one of just two players in the country to shoot 50 percent from the field (min. 200 attempts), 39 percent from three (min. 75 attempts) and have 100+ rebounds, 20+ blocks and 20+ steals.

Lofton, Jr. was also named Third Team All-CUSA. He was the only freshman to earn all-conference and became just the seventh freshman to be selected All-CUSA since 2013-14.

He became just the fourth Bulldog in program history to lead the team in scoring and rebounding as a freshman.

Kenneth Lofton, Jr.	2020-21
Paul Millsap	2003-04
Karl Malone	1982-83
Jackie Moreland	1957-58

He was one of just five freshman in the country to lead their team in scoring and rebounding last season.

Kenneth Lofton, Jr.	LA Tech
Dawson Garcia	Marquette
Hunter Dickinson	Michigan
Johni Broome	Morehead State
Evan Mobley	USC

Junior recorded a team-high nine double-doubles, tied for fourth most by a freshman. He also ranked in the top five among all freshmen last season in total rebounds (241) and free throw attempts (156) -- Averaged 6.5 fouls drawn per 40 minutes (ranked 23rd in the country).

WILLIAMS NAMED ALL-DEFENSE

Sophomore Cobe Williams was voted to the six-person Conference USA All-Defensive Team last season.

He became the sixth Bulldog to be named to the C-USA All-Defensive Team (LA Tech has had eight total selections). Both are the most of any program since the team joined the league in 2013-14.

BUCK THE INJURY TREND

LA Tech has already had some injury setbacks this season (all to their front court) as Will Allen is out for the year with a shoulder injury, Stacey Thomas is nursing a shoulder injury and Isaiah Crawford is out for the season with a knee injury.

Unfortunately, Eric Konkol has had to deal with player injuries throughout his time as head coach of the Bulldogs (* means starter).

2021-22	Injury	Missed
Will Allen	shoulder	25 games
Isaiah Crawford*	leg	22 games
Stacey Thomas	shoulder	11 games
Kaleb Stewart	COVID	2 games

2020-21	Injury	Missed
Kalob Ledoux*	back	4 games
Cobe Williams*	hand	1 game
Jace Bass	COVID	1 game
Stacey Thomas	COVID	1 game
Xavier Armstead	COVID	1 game

2019-20	Injury	Missed
Isaiah Crawford*	knee	15 games
Exavian Christon*	chest	8 games
JaColby Pemberton*	foot	7 games
Stacey Thomas	head	3 games
Amorie Archibald*	ankle	2 games
Kalob Ledoux	neck	1 game
Mo Muhammed*	elbow	1 game

2018-19	Injury	Missed
Exavian Christon*	chest	26 games
Derric Jean*	leg	24 games
DaQuan Bracey*	ankle	2 games
Stace Thomas	knee	2 games

2017-18	Injury	Missed
Harrison Curry	knee	32 games
DaQuan Bracey*	back	8 games
Derric Jean*	illness	1 game

2016-17	Injury	Missed
JaColby Pemberton	knee	33 games
DaShawn Robinson	knee	30 games
Qiydar Davis*	knee	27 games
Joniah White*	chest	12 games
Jalen Harris	knee/illness	6 games

2015-16	Injury	Missed
Joniah White*	chest	29 games
Qiydar Davis*	knee	26 games
DaShawn Robinson	knee	18 games
Merrill Holden*	hand	10 games
Erik McCree*	knee	3 games
LeAntwan Lockett	back/illness	2 games

TOTAL 396

ANOTHER 20-PIECE

LA Tech put together yet another 20-win season. It marked the 27th time in program history of reaching 20 wins. The Bulldogs have won 20+ games in eight of the last nine seasons.

Five of those have come under coach Konkol, the most 20-win seasons by a LA Tech head coach in program history.

Season	Record
2012-13	27-7
2013-14	29-8
2014-15	27-9
2015-16	23-10
2016-17	23-10
2018-19	20-13
2019-20	22-8
2020-21	24-8

LOCKDOWN D NUMBERS

LA Tech ranked first in C-USA and top 30 in the country in both field goal percentage defense (40.3) and three-point field goal percentage defense (30.4) last season. They are one of only eight teams in the country to rank in the top 30 in FG% Defense in each of the last two seasons.

Louisiana Tech	Houston
UC Irvine	Memphis
USC	Utah State
Wichita State	San Diego State

LA Tech ranked 39th in adjusted defensive efficiency (per KenPom) which was first in C-USA and the highest in Konkol era.

LOVE TEXAS

Just look up and down at the 2021-22 roster and you can see head coach Eric Konkol loves to recruit Texas.

There are six Bulldogs from the Lone Star State in the roster this season. Now in his seventh season, he has had a total of 14 players who called the state of Texas their home.

ANYTIME, ANYWHERE

Last season, LA Tech put an end to Mississippi State's SEC-leading 26-game non-conference home winning streak on Dec. 5, 2019. The team added another SEC win this past season against Ole Miss in the NIT.

Since 2013, the Bulldogs have beaten six Power 5 teams, including four SEC, all on the road with the exception of the neutral site game against the Rebels. They will have three chances in the non-conference schedule this season, going up against Alabama, NC State and LSU.

Team	Score	Date
Florida State	71-66	March 19, 2013
Oklahoma	102-98 ^{OT}	Dec. 30, 2013
Georgia	79-71	March 22, 2014
Texas A&M	84-72	March 23, 2015
Ohio State	82-74	Nov. 24, 2015
Mississippi State	74-67	Dec. 5, 2019
Ole Miss	70-61	March 19, 2021

LA Tech also opened the 2018-19 season winning 71-58 at Wichita State, a team that had won 72 of its previous 75 home games.

40TH SEASON IN THE TAC

Louisiana Tech celebrated its 500th game inside the Thomas Assembly Center in the regular season finale of the 2019-20 season.

Fast forward 271 days and the Bulldogs celebrated another milestone with their 400th victory in their home building, defeating ULM in the third game of the 2020-21 season.

LA Tech hits another milestone as they will be playing their 40th season inside the Thomas Assembly Center (first season was 1982-83).

MORE LOUISIANA FLAVOR

Even though the state of Texas continues to dominate the LA Tech roster, coach Konkol now has the most players on the team from the home state of Louisiana with four -- Ben Ponder, Kenny Hunter, LaDamien Bradford and Will Allen. This is the most players on a Bulldog team from the Pelican State since 2012.

SPECIALTY AWARDS GALORE

LA Tech picked up two more Conference USA specialty awards last season with Eric Konkol being named C-USA Coach of the Year and Kenneth Lofton, Jr. being named C-USA Freshman of the Year. The Bulldogs lead the league in most specialty awards since they joined in 2013-14 with nine (second most is Middle Tennessee with seven).

2021	Eric Konkol	Coach of the Year
	Kenneth Lofton, Jr.	Freshman of the Year
2020	Kalob Ledoux	Sixth Man of the Year
2017	DaQuan Bracey	Freshman of the Year
2016	Alex Hamilton	Player of the Year
2015	Speedy Smith	Player of the Year
	Michael White	Coach of the Year
2014	Speedy Smith	Defensive Player of the Year
	Kenyon McNeail	Sixth Man of the Year

DOMINANT IN C-USA

LA Tech currently has the most overall wins and the most conference wins since joining Conference USA in 2013-14 (as of Feb. 17).

The Bulldogs victory over Southern Miss on Jan. 13 turned out to be their 100th C-USA victory. It took them only 145 games to get there, the second fastest of any team in league history behind only Cincinnati.

Team	Overall Record
Louisiana Tech	203-89
UAB	182-106
Old Dominion	178-108
WKU (joined in 2014-15)	177-111
Middle Tennessee	166-118
Marshall	149-137
North Texas	148-130
UTEP	142-131
FIU	127-150
Rice	118-159
UTSA	116-161
Southern Miss	113-160
Charlotte	111-151
Florida Atlantic	111-158

Team	C-USA Record
Louisiana Tech	104-49
Old Dominion	99-53
UAB	96-59
Middle Tennessee	92-60
WKU (joined in 2014-15)	86-50
UTEP	80-73
Marshall	78-73
North Texas	74-77
UTSA	63-91
Rice	59-94
FIU	58-96
Charlotte	57-95
Southern Miss	56-97
Florida Atlantic	55-94

TEAM CAPTAINS

For LA Tech, the position of captain is chosen by the players themselves, an annual pre-season tradition that was started four years ago.

Exavian Christon and Cobe Williams were the two players who received a vote from every single player. For Christon, this is the fourth time he has been named a captain. This is the first time for Williams.

DIVISION I TRANSFER ADDITIONS

The Bulldogs added six new scholarship players to their roster -- three transfers and three high school players. Among the transfers are Keaston Willis (Incarnate Word), LaDamien Bradford (Texas A&M) and David Green (Hofstra).

NON-CONFERENCE SUCCESS

The Bulldogs produced another strong non-conference season this year, tallying nine victories in 12 games. It marked the eighth time in the last 10 seasons that LA Tech recorded at least nine non-conference victories.

2021-22	9-3	2016-17	8-5
2020-21	7-2	2015-16	11-2
2019-20	9-3	2014-15	9-4
2018-19	10-3	2013-14	12-3
2017-18	9-4	2012-13	9-3

CONFERENCE SERIES HISTORY

With the Bulldogs success in C-USA, its no surprise that they lead in almost every conference series history since joining the league.

- LA Tech leads UAB, 9-5
- LA Tech leads Charlotte, 9-1
- LA Tech leads Florida Atlantic, 8-3
- LA Tech leads FIU, 6-4
- LA Tech leads Marshall, 7-5
- LA Tech leads Middle Tennessee, 6-3
- LA Tech leads North Texas, 9-7
- LA Tech leads Rice, 12-2
- LA Tech leads Southern Miss, 15-3
- LA Tech leads UTEP, 10-5
- LA Tech leads UTSA, 10-4
- LA Tech leads WKU, 6-5
- Old Dominion leads LA Tech, 7-3

LEFTY UNIVERSITY

Louisiana Tech may as well be coined as Lefty University given the number of left-handed shooters they have had in recent years. This season, there are two lefty Bulldogs.

Name	Years Played
David Green	2021-pres.
Kenneth Lofton, Jr.	2020-pres.
Kalob Ledoux	2018-21
JaColby Pemberton	2016-21
DaQuan Bracey	2016-20
Mo Muhammed	2018-20
Jacobi Boykins	2014-18
Joniah White	2014-18
Omar Sherman	2016-17
Erik McCree	2014-17
Alex Hamilton	2012-16

SUCCESS ALL AROUND

Louisiana Tech was one of only 12 teams in the country -- one of only two non-Power 5 -- to play postseason in football, men's basketball and baseball during the 2020-21 campaign.

Football played in the R+L Carriers New Orleans Bowl, men's basketball competed in the National Invitation Tournament and baseball hosted an NCAA Regional.

Louisiana Tech

- Oklahoma State
- Army
- Mississippi State
- North Carolina
- Ole Miss

Liberty

- Texas
- Florida
- Alabama
- Oregon
- NC State

NEW VOICE OF THE BULLDOGS

On April 7, 2021, it was announced that the "Voice of the Bulldogs" Dave Nitz was retiring from calling Bulldog football and men's basketball games. Last season, he completed his 46th season of calling play-by-play for Louisiana Tech Men's Basketball. The "New Voice of the Bulldogs" is Malcolm Butler spent the past 21 seasons calling games for the women's basketball program.

OUR STATE

Over the last nine seasons (2012-21), the Bulldogs have the most wins of any Division I team in the state of Louisiana BY FAR.

Team	Total Wins
Louisiana Tech	212
UL-Lafayette	175
LSU	175

LA Tech has led the entire state in victories in seven of those nine seasons. The Bulldogs combined record of 212-89 over the last nine seasons ranks as the 22nd most wins in the entire country and is the 21st highest winning percentage in the nation (70.4%).

PRO DOGS

Paul Millsap is a four-time NBA All-Star and is in the midst of his 16th season in the NBA (recently traded from Brooklyn to Philadelphia). There are several other Bulldogs who are currently playing all around the world.

Player	Country
Olu Ashaolu	Canada
Jacobi Boykins	Poland
DaQuan Bracey	Vietnam
Qiydar Davis	Germany
Marcus Elliott	Argentina
Trevor Gaskins	Panama
Kyle Gibson	Israel
Andrew Gordon	Kosovo
Stojan Gjuroski	Macedonia
Alex Hamilton	Israel
Derric Jean	France
Cordarius Johnson	United States (TBL)
Jaron Johnson	Russia
Michale Kyser	Israel
Kalob Ledoux	United States (G-League)
Erik McCree	Greece
Paul Millsap	United States (NBA)
Speedy Smith	Lithuania

TOP 10 LISTS

CLIMBING THE TOP 10

Now in his fifth year with the Bulldogs, senior Amorie Archibald is on pace to move up in several career categories.

No.	Name	Years	Starts
1.	Amorie Archibald	2017-pres.	131
2.	Wayne Smith	1982-86	127
3.	Randy White	1985-89	123
4.	Speedy Smith	2011-15	118
	Anthony Dade	1988-92	118
	Willie Simmons	1982-86	118
7.	Alan Davis	1982-86	110
8.	Alex Hamilton	2012-16	109
9.	Michale Kyser	2011-15	104
	Antonio Meeking	1999-03	104

No.	Name	Years	Games
1.	Amorie Archibald	2017-pres.	147
2.	Alex Hamilton	2012-16	140
	Speedy Smith	2011-15	140
4.	Michale Kyser	2011-15	139
5.	Derric Jean	2015-20	137
6.	Kenyon McNeail	2010-14	136
	Cordarius Johnson	2010-14	136
8.	Jacobi Boykins	2014-18	132
9.	Raheem Appleby	2011-15	127
	Randy White	1985-89	127

No.	Name	Years	Assists
1.	Speedy Smith	2011-15	858
2.	Wayne Smith	1982-86	712
3.	Lonnie Cooper	1995-99	523
4.	DaQuan Bracey	2016-20	508
5.	Alex Hamilton	2012-16	501
6.	Kelvin Lewis	1984-88	488
7.	Brett Guillory	1986-90	465
8.	Amorie Archibald	2017-pres.	456
9.	Alan Davis	1981-85	382
10.	Gerrod Henderson	1998-02	367

No.	Name	Years	3s Made
1.	Jacobi Boykins	2014-18	269
2.	Kenyon McNeail	2010-14	224
3.	Lonnie Cooper	1995-99	219
4.	Kyle Gibson	2006-10	217
5.	Gerrod Henderson	1998-02	209
	Amorie Archibald	2017-pres.	209
7.	Raheem Appleby	2011-15	186
8.	Derric Jean	2015-20	166
9.	Cordarius Johnson	2010-14	165
10.	DaQuan Bracey	2016-20	149

No.	Name	Years	3s Att.
1.	Jacobi Boykins	2014-18	687
2.	Kenyon McNeail	2010-14	613
3.	Gerrod Henderson	1998-02	597
	Amorie Archibald	2017-pres.	597
5.	Lonnie Cooper	1995-99	587
6.	Kyle Gibson	2006-10	580
7.	Raheem Appleby	2011-15	560
8.	Cordarius Johnson	2010-14	533
9.	Derric Jean	2015-20	434
10.	DaQuan Bracey	2016-20	404

1,000 CLUB

AMORIE JOINS CLUB

Since 2014, there have been nine Bulldogs to join the 1,000-point club, bringing the grand total to 43 for LA Tech. Amorie Archibald became the 43rd member of the club last season after scoring 14 points in the team's win over WKU on Jan. 9.

Name	Years Played	Points	
1. Mike Green	1969-73	2,340	
2. Mike McConathy	1973-77	2,033	
3. Alex Hamilton	2012-16	1,986	
4. Randy White	1985-89	1,947	
5. Anthony Dade	1988-92	1,867	
6. Gerrod Henderson	1998-02	1,829	
7. Raheem Appleby	2011-15	1,770	
8. Karl Malone	1982-85	1,716	
9. Paul Millsap	2003-06	1,708	
10. Kyle Gibson	2006-10	1,677	
11. L.V. Norris	1951-55	1,619	
12. Lanky Wells	1973-77	1,608	
13. Billy Wiggins	1952-56	1,566	
14. Dave Simmons	1977-81	1,563	
15. Amorie Archibald	2017-pres.	1,545	
16. Antonio Meeking	1999-03	1,541	
17. George Corley	1967-71	1,517	
18. Jackie Moreland	1957-60	1,491	
19. Erik McCree	2014-17	1,480	
20. DaQuan Bracey	2016-20	1,477	
21. Lonnie Cooper	1995-99	1,451	
22. Victor King	1975-79	1,420	
23. Jerry Hood	1961-65	1,403	
24. Charlie Bishop	1966-70	1,398	
25. Jacobi Boykins	2014-18	1,393	
	Ray Germany	1956-60	1,393
27. Robert Goldbolt	1983-87	1,386	
28. Chester Coker	1951-55	1,334	
29. Joe Abendroth	1960-64	1,298	
30. Derek Smith	1977-00	1,241	
31. P.J. Brown	1989-92	1,228	
32. Willie Simmons	1981-85	1,202	
33. Derric Jean	2015-20	1,188	
34. Leon Barmore	1964-67	1,168	
35. Wayne Smith	1982-86	1,149	
36. Kenyon McNeail	2010-14	1,147	
37. Jerry Lovett	1948-52	1,086	
38. George Latham	1946-50	1,080	
39. Cory Dean	2001-05	1,022	
40. Ryan Bond	1993-96	1,014	
41. Olu Ashaolu	2008-11	1,006	
42. Alan Davis	1981-85	1,004	
43. Cordarius Johnson	2010-14	1,003	

THE OPPONENT

ABOUT THE ROADRUNNERS

UTSA put an end to its five-game losing skid on Thursday with a 98-79 overtime win at Southern Miss, the program's first ever win in Hattiesburg. The Roadrunners outscored the Golden Eagles, 22-3, in the five-minute OT period.

The win over USM was UTSA's first true road victory of the season. The Roadrunners had lost their previous 10 road games.

UTSA continues to be one of the top rebounding teams in the country, ranking first in C-USA and top 25 in the nation in rebounds per game (39.52) and offensive rebounds per game (13.74).

The Roadrunners are led offensively by Jordan Ivy-Curry (14.6 ppg), Jacob Germany (14.5 ppg) and Dhieu Deing (14.3 ppg). The trio have combined for 53 percent of UTSA's scoring this season.

LA Tech leads the all-time series over UTSA, 15-6. The Bulldogs have won three straight over the Roadrunners, including the 79-63 victory in San Antonio back on Jan. 8.

LA Tech is 8-2 all-time against UTSA in Ruston, having won three straight. The Roadrunners won games in the TAC in back-to-back seasons in 2017 and 2018.

STATS COMPARISON

Category	LA Tech	UTSA
Points Per Game	77.6	67.9
Opp. Points Per Game	68.9	72.3
Scoring Margin	+8.6	-4.5
Field Goal Pct.	46%	39%
Opp. Field Goal Pct.	42%	45%
3-Point Pct.	34%	29%
Opp. 3-Point Pct.	34%	36%
Free Throw Pct.	72%	68%
FTs Made Per Game	14.0	11.6
Rebounds Per Game	36.6	39.5
Rebounding Margin	+0.5	+2.0
Personal Fouls Per Game	14.3	15.9
Assists Per Game	14.8	11.5
Turnovers Per Game	11.2	12.4
Turnover Margin	+2.9	+0.0
A/TO Ratio	1.3	0.9
Blocks Per Game	2.2	2.8
Steals Per Game	6.8	5.6

LA TECH HIGHS

POINTS	99	Crowley's Ridge (12/22)
	96	ULM (11/24)
FGs MADE	40	Crowley's Ridge (12/22)
	33	Texas Southern (12/1)
FG ATTEMPTS	70	Crowley's Ridge (12/22)
	69	at Santa Clara (12/4)
FG%	57.1	Crowley's Ridge (12/22)
	54.7	ULM (11/24)
3-PT FGs MADE	14	at UTSA (1/8)
	13	ULM (11/24)
3-PT FG ATTEMPTS	32	Southern Miss (1/13)
	32	Marshall (12/30)
3-PT FG%	50.0	at UTSA (1/8)
	48.1	ULM (11/24)
FTs MADE	25	ULM (11/24)
	22	North Texas (1/29)
FT ATTEMPTS	32	ULM (11/24)
	31	UTEP (2/17)
FT%	100.0	at Santa Clara (12/4)
	100.0	Rice (1/27)
REBOUNDS	56	Jarvis Christian (11/15)
	47	Southern Miss (1/13)
ASSISTS	21	Southern Miss (1/13)
	21	Crowley's Ridge (12/22)
	21	Jarvis Christian (11/15)
STEALS	12	Jarvis Christian (11/15)
	10	UAB (1/22)
	10	Jackson State (11/12)
BLOCKS	6	Southern Miss (1/13)
	5	Jarvis Christian (11/15)
	5	at NSU (11/19)
TURNOVERS	19	at UTEP (1/6)
	18	UAB (1/22)
FOULS	21	at Florida Atlantic (2/3)
	20	at Santa Clara (12/4)

LA TECH LOWS

POINTS	57	LSU (12/18)
	60	UTEP (2/17)
FGs MADE	17	North Texas (1/29)
	19	UTEP (2/17)
	19	LSU (12/18)
FG ATTEMPTS	41	North Texas (1/29)
	52	UAB (1/22)
FG%	33.9	WKU (2/17)
	34.5	LSU (12/18)
3-PT FGs MADE	4	UL-Lafayette (12/11)
	5	UTEP (2/17)
3-PT FG ATTEMPTS	14	North Texas (1/29)
	18	at NC State (11/27)
3-PT FG%	19.0	UL-Lafayette (12/11)
	22.2	Crowley's Ridge (12/22)
FTs MADE	5	at UTSA (1/8)
	6	at Alabama (11/9)
	6	Marshall (12/30)
FT ATTEMPTS	7	Rice (1/27)
	10	Marshall (12/30)
FT%	31.6	at Alabama (11/9)
	41.7	at UTSA (1/8)
REBOUNDS	27	North Texas (1/29)
	28	at Charlotte (2/10)
ASSISTS	7	at UTEP (1/6)
	9	Marshall (12/30)
STEALS	3	at Alabama (11/9)
	3	at NC State (11/27)
	3	LSU-Shreveport (12/14)
BLOCKS	0	at FIU (3/5)
	0	UL-Lafayette (12/11)
TURNOVERS	5	at Charlotte (2/10)
	6	Rice (1/27)
	6	Crowley's Ridge (12/22)
	6	LSU-Shreveport (12/14)
FOULS	7	at UTEP (1/6)
	7	Crowley's Ridge (12/22)
	9	Jarvis Christian (11/15)

OPPONENT HIGHS

POINTS	93	at Alabama (11/9)
	90	at NC State (11/27)
FGs MADE	32	at Alabama (11/9)
	32	at NC State (11/27)
	28	ULM (11/24)
FG ATTEMPTS	71	Jarvis Christian (11/15)
	68	Marshall (12/30)
FG%	54.5	at Charlotte (2/10)
	52.0	at Florida Atlantic (2/3)
3-PT FGs MADE	14	at FIU (2/5)
	13	WKU (1/1)
	13	at Alabama (11/9)
3-PT FG ATTEMPTS	34	Jarvis Christian (11/15)
	33	at Alabama (11/9)
3-PT FG%	59.1	WKU (1/1)
	50.0	UAB (1/22)
FTs MADE	21	at Florida Atlantic (2/3)
	21	UAB (1/22)
	19	at Santa Clara (12/4)
FT ATTEMPTS	25	at Santa Clara (12/4)
	24	UAB (1/22)
	24	Texas Southern (12/1)
FT%	87.5	UAB (1/22)
	85.7	Crowley's Ridge (12/22)
REBOUNDS	51	at Alabama (11/9)
	44	Marshall (12/30)
ASSISTS	19	at Alabama (11/9)
	18	at FIU (2/5)
STEALS	12	Jarvis Christian (11/15)
	11	UAB (1/22)
	11	LSU (12/18)
BLOCKS	7	at NC State (11/27)
	5	at Charlotte (2/10)
	5	at Florida Atlantic (2/3)
	5	WKU (1/1)
	5	Texas Southern (12/1)
TURNOVERS	18	UAB (1/22)
FOULS	27	UTEP (2/17)
	23	UAB (1/22)

OPPONENT LOWS

POINTS	52	at UTEP (1/6)
	56	Marshall (12/30)
	56	Crowley's Ridge (12/22)
FGs MADE	20	at UTEP (1/6)
	20	Marshall (12/30)
	20	Crowley's Ridge (12/22)
FG ATTEMPTS	48	North Texas (1/29)
	50	at Florida Atlantic (2/3)
FG%	29.4	Marshall (12/30)
	31.7	Crowley's Ridge (12/22)
3-PT FGs MADE	3	Texas Southern (12/1)
	4	UTEP (2/17)
	4	Rice (1/27)
	4	at NSU (11/19)
3-PT FG ATTEMPTS	14	Texas Southern (12/1)
	16	UTEP (2/17)
	16	at NSU (11/19)
3-PT FG%	15.4	Rice (1/27)
	20.0	ULM (11/24)
FTs MADE	3	at UTEP (1/6)
	4	Jarvis Christian (11/15)
FT ATTEMPTS	5	at UTEP (1/6)
	5	Jarvis Christian (11/15)
FT%	53.3	at UTSA (1/8)
	58.8	at NSU (11/19)
REBOUNDS	28	Crowley's Ridge (12/22)
	28	at NC State (11/27)
	29	ULM (11/24)
ASSISTS	9	UTEP (2/17)
	9	UAB (1/22)
	9	LSU (12/18)
STEALS	2	at Charlotte (2/10)
	2	at Southern Miss (1/16)
	2	at UTSA (1/8)
	2	Crowley's Ridge (12/22)
BLOCKS	1	Seven times (last at FIU (2/5)
TURNOVERS	6	at NC State (11/27)
	8	Rice (1/27)
FOULS	11	at UTSA (1/8)

LA TECH PLAYER HIGHS

POINTS	36	Lofton, Jr. at NC State (11/27)
	31	Archibald at UTSA (1/8)
	31	Lofton, Jr. at Santa Clara (12/4)
	27	Archibald vs. UAB (1/22)
	24	Lofton, Jr. vs. UAB (1/22)
	23	Lofton, Jr. at USM (1/16)
FGs MADE	14	Lofton, Jr. at NC State (11/27)
	13	Lofton, Jr. at Santa Clara (12/4)
FG ATTEMPTS	25	Lofton, Jr. at Santa Clara (12/4)
	19	Lofton, Jr. at NC State (11/27)
	15	Crawford at Alabama (11/9)
FG%	85.7	Archibald at UTSA (1/8)
	85.7	Green vs. LSU (12/14)
	83.3	Hunter vs. CRC (12/22)
3-PT FGs MADE	7	Archibald vs. UAB (1/22)
	7	Willis vs. ULM (11/24)
	6	Archibald at UTSA (1/8)
3-PT FG ATT.	12	Willis vs. LSU (12/18)
	12	Willis vs. ULM (11/24)
3-PT FG%	100.0	Archibald at UTSA (1/8)
	100.0	Stewart vs. LSU (12/14)
	100.0	Christon at NC State (11/27)
	75.0	T. Williams vs. JCC (11/15)
	71.4	Willis vs. JCC (11/15)
FTs MADE	10	Lofton, Jr. vs. UNT (1/29)
	10	Lofton, Jr. vs. WKU (1/1)
	8	Lofton, Jr. vs. UAB (1/22)
	8	Lofton, Jr. at NC State (11/27)
FT ATTEMPTS	14	Lofton, Jr. vs. UAB (1/22)
	14	Lofton, Jr. vs. WKU (1/1)
	11	Lofton, Jr. at NC State (11/27)
FT% (100.0)	7-7	Lofton, Jr. at Charlotte (2/10)
	6-6	Archibald vs. UNT (1/29)
	6-6	C. Williams at USM (1/16)
	6-6	C. Williams at UTEP (1/6)
	5-5	Archibald vs. WKU (1/1)
	5-5	Archibald vs. CRC (12/22)
	5-5	Archibald vs. ULL (12/11)
	5-5	Lofton, Jr. at Santa Clara (12/4)
	4-4	Archibald at FIU (2/5)
	4-4	Archibald at NSU (11/19)
	3-3	Lofton, Jr. at USM (1/16)
	3-3	Archibald at UTEP (1/6)
	3-3	Christon vs. LSU (12/18)
	3-3	Archibald at Santa Clara (12/4)
	3-3	Archibald at NC State (11/27)
	3-3	Christon at NSU (11/19)
	3-3	Archibald vs. JCC (11/15)
REBOUNDS	18	Lofton, Jr. at UTEP (1/6)
	17	Lofton, Jr. at NC State (11/27)
	16	Lofton, Jr. at UTSA (1/8)
ASSISTS	8	C. Williams vs. TSU (12/1)
	8	C. Williams at NSU (11/19)
	7	Bradford vs. LSU (12/14)
STEALS	4	Lofton, Jr. at Charlotte (2/10)
	4	Lofton, Jr. at FAU (2/3)
BLOCKS	4	Lofton, Jr. vs. JCC (11/15)
	2	Hunter at USM (1/16)
	2	Hunter vs. USM (1/13)
	2	Lofton, Jr. vs. CRC (12/22)
	2	Hunter vs. TSU (12/1)
	2	Hunter at NSU (11/19)
	2	Lofton, Jr. at NSU (11/19)
MINUTES	37	Archibald at FIU (2/5)
	37	C. Williams vs. UNT (1/29)
	37	Archibald vs. WKU (1/1)
	36	Lofton, Jr. vs. WKU (1/1)

ACTIVE LEADERS

POINTS

Amorie Archibald	Senior	1,545
Kenneth Lofton, Jr.	Freshman	798
Cobe Williams	Sophomore	662
Isaiah Crawford	Sophomore	543
Exavian Christon	Senior	466
Keaston Willis	Sophomore	290
David Green	Freshman	177
Kenny Hunter	Freshman	112
Kaleb Stewart	Freshman	86
Stacey Thomas	Junior	85
LaDamien Bradford	Freshman	84
Terran Williams	Freshman	38
Ben Ponder	Freshman	7

REBOUNDS

Kenneth Lofton, Jr.	Freshman	503
Amorie Archibald	Senior	494
Isaiah Crawford	Sophomore	244
Cobe Williams	Sophomore	240
Exavian Christon	Senior	218
Kenny Hunter	Freshman	85
Keaston Willis	Sophomore	85
Stacey Thomas	Junior	81
David Green	Freshman	81
LaDamien Bradford	Freshman	64
Terran Williams	Freshman	13
Kaleb Stewart	Freshman	9

ASSISTS

Amorie Archibald	Senior	456
Cobe Williams	Sophomore	201
Exavian Christon	Senior	115
Kenneth Lofton, Jr.	Freshman	110
Isaiah Crawford	Sophomore	86
LaDamien Bradford	Freshman	38
Keaston Willis	Sophomore	36
Kaleb Stewart	Freshman	17
David Green	Freshman	15
Stacey Thomas	Junior	7
Kenny Hunter	Freshman	6
Terran Williams	Freshman	3

BLOCKS

Kenneth Lofton, Jr.	Freshman	44
Isaiah Crawford	Sophomore	26
Amorie Archibald	Senior	23
Kenny Hunter	Freshman	18
Stacey Thomas	Junior	12
Exavian Christon	Senior	10
Cobe Williams	Sophomore	7
David Green	Freshman	6
Keaston Willis	Sophomore	4
LaDamien Bradford	Freshman	3

STEALS

Amorie Archibald	Senior	125
Cobe Williams	Sophomore	78
Kenneth Lofton, Jr.	Freshman	64
Exavian Christon	Senior	62
Isaiah Crawford	Sophomore	56
Keaston Willis	Sophomore	25
LaDamien Bradford	Freshman	19
David Green	Freshman	13
Kaleb Stewart	Freshman	7
Stacey Thomas	Junior	5
Kenny Hunter	Freshman	4

2021-22 TRENDS

RECORD BREAKDOWN

At Home	98-14	11-3
On The Road	37-46	7-3
Neutral Site	12-9	0-1
White Uniforms	88-17	11-3
Blue Uniforms	28-34	2-3
Red Uniforms	20-18	5-1
Columbia Blue Uniforms	5-1	0-0

HALFTIME/LEADS/OT

Leading at the half	117-19	16-2
Tied at the half	5-1	0-0
Trailing at the half	25-52	2-5
Decided by 5 points or fewer	30-27	5-2
Decided by 6-10 points	23-20	1-4
Decided by 10+ points	90-25	12-1
Leading/Tied with 10:00 left	128-22	17-2
Trailing with 10:00 left	19-50	1-5
Leading/Tied with 5:00 left	139-17	17-3
Trailing with 5:00 left	8-55	1-4
Overtime games	5-5	0-0

OFFENSE

Scoring less than 70 points	24-40	1-4
Scoring 70-79 points	58-23	7-2
Scoring 80-89 points	40-7	7-1
Scoring 90+ points	25-2	3-0
Shooting 50% or higher	53-5	3-1
Shooting 40-49%	80-36	14-3
Shooting less than 40%	14-31	1-3
Shooting 40% or higher threes	54-14	7-2
Shooting 30-39% threes	57-26	6-3
Shooting less than 30% threes	36-32	5-2
Opp. shooting 50% or higher	9-24	2-3
Opp. shooting 40-49%	59-34	8-2
Opp. shooting less than 39%	79-14	8-2
Opp. shooting 40%+ threes	23-35	4-4
Opp. shooting 30-39% threes	48-18	7-1
Opp. shooting less than 30% threes	76-19	7-2
Attempts 30 or more threes	12-3	4-0
Attempts 20-29 threes	99-48	14-4
Attempts less than 20 threes	36-21	0-3
Shooting 80% or higher FTs	31-10	7-2
Shooting 70-79% FTs	46-18	7-1
Shooting less than 70% FTs	70-44	4-4

BOARDS/TURNOVERS

Outrebounding opponent	92-29	8-2
Outrebounded	47-42	9-5
Rebounds are even	8-1	1-0
Forcing 15+ turnovers	69-16	11-2
Forcing less than 15 turnovers	78-56	7-5
Committing 15+ turnovers	32-29	3-3
Committing less than 15 turnovers	115-43	15-4

ASSISTS/STEALS/BLOCKS

More assists than opponent	97-20	14-4
Same/Fewer assists as opponent	50-52	4-3
More steals than opponent	97-30	11-2
Same/Fewer steals as opponent	50-42	7-5
More blocks than opponent	87-19	8-0
Same/Fewer blocks as opponent	60-53	10-7

STANDOUT GAMES

GAMES AS LEADING SCORER

	2021-22	Career
Kenneth Lofton, Jr.	10	19
Amorie Archibald	6	25
Cobe Williams	4	7
Keaston Willis	4	4
David Green	3	3
Isaiah Crawford	1	8

DOUBLE-FIGURE SCORING

	2021-22	Career
Kenneth Lofton, Jr.	22	44
Amorie Archibald	16	79
Keaston Willis	15	15
Cobe Williams	14	24
David Green	5	5
Isaiah Crawford	2	27
Kaleb Stewart	2	2
Terran Williams	2	2
Exavian Christon	1	10
Kenny Hunter	1	2
David Green	1	1

20-POINT SCORING

	2021-22	Career
Kenneth Lofton, Jr.	7	12
Amorie Archibald	4	11
Keaston Willis	3	3
Cobe Williams	2	2
David Green	1	1

4+ THREE-POINTERS

	2021-22	Career
Keaston Willis	7	7
Amorie Archibald	2	10
Cobe Williams	2	2
David Green	1	1

GAMES AS LEADING REBOUNDER

	2021-22	Career
Kenneth Lofton, Jr.	22	38
Keaston Willis	3	3
David Green	2	2
Kenny Hunter	1	2
Cobe Williams	1	2
Terran Williams	1	1

5+ ASSISTS

	2021-22	Career
Amorie Archibald	4	35
Cobe Williams	4	9
Kenneth Lofton, Jr.	3	3
Exavian Christon	1	3
LaDamien Bradford	1	1

3+ STEALS

	2021-22	Career
Cobe Williams	4	11
Kenneth Lofton, Jr.	3	8
Amorie Archibald	2	9
Exavian Christon	2	4
Keaston Willis	1	1
David Green	1	1

3+ BLOCKS

	2021-22	Career
Kenneth Lofton, Jr.	1	2

DOUBLE-DOUBLES

	2021-22	Career
Kenneth Lofton, Jr.	15	24

/// LAST TIME LA TECH...

100 Points by a Team:

LA Tech 101 vs. Rice (Feb. 26, 2021)
Opponent 102, Centenary (Dec. 18, 1993)

Win by 30 or More:

LA Tech **99-56 vs. Crowley's Ridge (Dec. 22, 2021)**
Opponent 86-55, at LSU (Dec. 6, 2020)

Win by 40 or More:

LA Tech **99-56 vs. Crowley's Ridge (Dec. 22, 2021)**
Opponent 72-30, #25 Utah State (March 5, 2011)

Overtime Games:

OT 91-95 at WKU (Feb. 27, 2020)
2OT 95-88 vs. Jackson State (Dec. 4, 2015)
3OT 56-55 vs. UTPA (Jan. 11, 1996)

5 Players with 10 or More Points:

LA Tech **vs. Crowley's Ridge (Dec. 22, 2021)**
Opponent **LSU-Shreveport (Dec. 14, 2021)**

6 Players with 10 or More Points:

LA Tech **vs. Crowley's Ridge (Dec. 22, 2021)**
Opponent Marshall (Feb. 4, 2017)

2 Players with 20 or More Points:

LA Tech **vs. UAB (Jan. 22, 2022)**
Amorie Archibald and Kenneth Lofton, Jr.
Opponent Mississippi State (March 27, 2021)

3 Players with 20 or More Points:

LA Tech **vs. Alcorn State (Dec. 5, 2016)**
Derric Jean, Jacobi Boykins and Erik McCree
Opponent Rice (Jan. 5, 2003)

2 Players with 30 or More Points:

LA Tech **at LSU (Dec. 6, 1988)**
Randy White and Byron Newton
Opponent Stephen F. Austin (Dec. 7, 2018)

2 Players with 10 or More Rebounds:

LA Tech **vs. ULM (Dec. 3, 2020)**
JaColby Pemberton and Kenneth Lofton, Jr.
Opponent **Rice (Jan. 27, 2022)**

2 Players with Double-Doubles:

LA Tech **vs. ULM (Dec. 3, 2020)**
JaColby Pemberton and Kenneth Lofton, Jr.
Opponent Middle Tennessee (Feb. 17, 2018)

40 or More Made Field Goals:

LA Tech **40 vs. Crowley's Ridge (Dec. 22, 2021)**
Opponent 41, Lamar (Feb. 28, 1993)

70 or More Field Goal Attempts:

LA Tech **70 vs. Crowley's Ridge (Dec. 22, 2021)**
Opponent 71, Mississippi Valley State (Nov. 19, 2019)

80 or More Field Goal Attempts:

LA Tech 94 vs. Central Baptist (Feb. 20, 2013)
Opponent 82, Charlotte (Jan. 9, 2016)

50% from the Field:

LA Tech **57.1% vs. Crowley's Ridge (Dec. 22, 2021)**
Opponent **54.5%, Charlotte (Feb. 10, 2022)**

60% from the Field:

LA Tech 64.5% vs. UT Tyler (Nov. 10, 2017)
Opponent 62.8%, Southern Miss (Jan. 3, 2015)

Less than 30% from the field:

LA Tech 28.8% at LSU (Dec. 6, 2020)
Opponent 23.9%, Mississippi Valley State (Nov. 19, 2019)

10 or More 3-Pointers Made:

LA Tech **12 at FIU (Feb. 5, 2022)**
Opponent **14, FIU (Feb. 5, 2022)**

15 or More 3-Pointers Made:

LA Tech 17 vs. Rice (Feb. 26, 2021)
Opponent 18, UTSA (Jan. 9, 2020)

30 or More 3-Point Attempts:

LA Tech **32 vs. Southern Miss (Jan. 13, 2022)**
Opponent **30, FIU (Feb. 5, 2022)**

50% from Three:

LA Tech **50.0% at UTSA (Jan. 8, 2022)**
Opponent **50.0%, UAB (Jan. 22, 2022)**

60% from Three:

LA Tech 62.5% at Mississippi State (Dec. 5, 2019)
Opponent 63.6%, UTEP (Jan. 6, 2018)

70% from Three:

LA Tech 77.8% at Old Dominion (Jan. 14, 2017)
Opponent 75.0%, Saint Louis (Nov. 17, 2006)

Less than 20% from Three:

LA Tech **19.0% vs. UL-Lafayette (Dec. 11, 2021)**
Opponent **15.4%, Rice (Jan. 27, 2022)**

20 or More Made Free Throws:

LA Tech **22 vs. North Texas (Jan. 29, 2022)**
Opponent **21, Florida Atlantic (Feb. 3, 2022)**

30 or More Made Free Throws:

LA Tech 37 vs. Jackson State (Dec. 4, 2015)
Opponent 32, WKU (Feb. 27, 2020)

5 or Less Made Free Throws:

LA Tech **5 at UTSA (Jan. 8, 2022)**
Opponent **5, Southern Miss (Jan. 13, 2022)**

30 or More Free Throw Attempts:

LA Tech **31 vs. UTEP (Feb. 17, 2022)**
Opponent 31, WKU (Jan. 8, 2021)

40 or More Free Throw Attempts:

LA Tech 44 vs. Jackson State (Dec. 4, 2015)
Opponent 40, North Texas (Feb. 6, 2016)

100% from the Free Throw Line:

LA Tech **7-7 vs. Rice (Jan. 27, 2022)**
Opponent 11-11, Rice (Feb. 27, 2021)

40 or More Rebounds:

LA Tech **42 vs. UTEP (Feb. 17, 2022)**
Opponent **40, UTEP (Feb. 17, 2022)**

50 or More Rebounds:

LA Tech **56 vs. Jarvis Christian (Nov. 15, 2021)**
Opponent **51, Alabama (Nov. 9, 2021)**

15 or More Offensive Rebounds:

LA Tech **15 vs. Southern Miss (Jan. 13, 2022)**
Opponent **16, Rice (Jan. 27, 2022)**

20 or More Assists:

LA Tech **20 at FIU (Feb. 5, 2022)**
Opponent 20, UTEP (Jan. 22, 2021)

10 or More Blocks:

LA Tech 13 vs. Southeastern Louisiana (Dec. 3, 2016)
Opponent 11, Northwestern State (Dec. 5, 2009)

10 or More Steals:

LA Tech **10 vs. UAB (Jan. 22, 2022)**
Opponent **11, UAB (Jan. 22, 2022)**

15 or More Steals:

LA Tech 15 vs. Ole Miss (March 19, 2021)
Opponent 15, Houston (Dec. 29, 2009)

15 or More Turnovers:

LA Tech **16 vs. UTEP (Feb. 17, 2022)**
Opponent **17, Charlotte (Feb. 10, 2022)**

20 or More Turnovers:

LA Tech 20 at Indiana (Nov. 25, 2019)
Opponent 21, Ole Miss (March 19, 2021)

5 or Less Turnovers:

LA Tech **5 at Charlotte (Feb. 10, 2022)**
Opponent 5, Temple (March 25, 2015)

LAST TIME LA TECH PLAYER...

30 or More Points:

LA Tech 31, *Amorie Archibald at UTSA (Jan. 8, 2022)*
Opponent 36, *Jordan Walker, UAB (Jan. 22, 2022)*

40 or More Points:

LA Tech 40, Karl Malone at Centenary (Dec. 5, 1983)
Opponent 43, Taveion Hollingsworth, WKU (Feb. 27, 2020)

10 or More Made Field Goals:

LA Tech 10, *Kenneth Lofton, Jr. at USM (Jan. 16, 2022)*
Opponent 10, *Jahmir Young, Charlotte (Feb. 10, 2022)*

15 or More Made Field Goals:

LA Tech 15, Craig Jackson vs. Little Rock (Jan. 13, 1999)
Opponent 18, Chris Jackson, LSU (Dec. 6, 1988)

20 or More Field Goal Attempts:

LA Tech 25, *Kenneth Lofton, Jr. at Santa Clara (Dec. 4, 2021)*
Opponent 20, *Souley Boum, UTEP (Feb. 17, 2022)*

25 or More Field Goal Attempts:

LA Tech 25, *Kenneth Lofton, Jr. at Santa Clara (Dec. 4, 2021)*
Opponent 25, Jhivvan Jackson, UTSA (Feb. 16, 2019)

80% from the Field (min. 6 attempts):

LA Tech 85.7%, *Amorie Archibald at UTSA (Jan. 8, 2022)*
Opponent 83.3%, *Dereon Seabron, NC State (Nov. 27, 2021)*

100% from the Field (min. 6 attempts):

LA Tech 6-6, Andrew Gordon at Marshall (Feb. 8, 2020)
Opponent 7-7, Brandon Walters, MTSU (Jan. 11, 2018)

6 Made 3-Pointers:

LA Tech 7, *Amorie Archibald vs. UAB (Jan. 22, 2022)*
Opponent 7, *Eric Lovett, FIU (Feb. 5, 2022)*

7 Made 3-Pointers:

LA Tech 7, *Amorie Archibald vs. UAB (Jan. 22, 2022)*
Opponent 7, *Eric Lovett, FIU (Feb. 5, 2022)*

8 or More Made 3-Pointers:

LA Tech 9, Kenyon McNeal at UTSA (Jan. 12, 2013)
Opponent 9, *Jordan Walker, UAB (Jan. 22, 2022)*

10 or More 3-Point Attempts:

LA Tech 10, *Amorie Archibald vs. UAB (Jan. 22, 2022)*
Opponent 15, *Jordan Walker, UAB (Jan. 22, 2022)*

15 or More 3-Point Attempts:

LA Tech 15, Kenyon McNeal at UTSA (Jan. 12, 2013)
Opponent 15, *Jordan Walker, UAB (Jan. 22, 2022)*

100% from Three (min. 4 attempts):

LA Tech 6-6, *Amorie Archibald at UTSA (Jan. 8, 2022)*
Opponent 4-4, Brett Olson, Denver (March 9, 2013)

10 or More Made Free Throws:

LA Tech 10, *Kenneth Lofton, Jr. vs. UNT (Jan. 29, 2022)*
Opponent 10, *Jalen Williams, Santa Clara (Dec. 4, 2021)*

15 or More Made Free Throws:

LA Tech 16, Erik McCree vs. Jackson State (Dec. 4, 2015)
Opponent 17, Taveion Hollingsworth, WKU (Feb. 27, 2020)

15 or More Free Throw Attempts:

LA Tech 16, Alex Hamilton at North Texas (Feb. 6, 2016)
Opponent 19, Taveion Hollingsworth, WKU (Feb. 27, 2020)

20 or More Free Throw Attempts:

LA Tech 23, Alex Hamilton vs. MTSU (Jan. 17, 2015)
Opponent 21, Joe Dumars, McNeese State (Feb. 18, 1984)

100% Made Free Throws (min. 10 attempts):

LA Tech 11-11, Alex Hamilton at WKU (March 5, 2016)
Opponent 12-12, Adrian Oliver, San Jose State (Jan. 21, 2010)

15 or More Rebounds:

LA Tech 16, *Kenneth Lofton, Jr. vs. UTEP (Feb. 17, 2022)*
Opponent 18, *Darius Days, LSU (Dec. 18, 2021)*

20 or More Rebounds:

LA Tech 21, Olu Ashaolu at Houston (Dec. 29, 2009)
Opponent 20, Joseph Uchebo, Charlotte (Jan. 9, 2016)

10 or More Assists:

LA Tech 10, Amorie Archibald vs. WKU (Jan. 26, 2019)
Opponent 10, Ahmad Caver, Old Dominion (Feb. 10, 2018)

5 or More Blocks:

LA Tech 5, Joniah White vs. SFA (Dec. 6, 2017)
Opponent 5, Osasumwen Osaghae, FIU (Feb. 13, 2020)

5 or More Steals:

LA Tech 5, Derric Jean at WKU (Feb. 27, 2020)
Opponent 6, Ahmad Caver, Old Dominion (Feb. 10, 2018)

Double-Double:

Kenneth Lofton, Jr. vs. UTEP (Feb. 17, 2022)

Triple-Double:

Alex Hamilton vs. Rice (Feb. 27, 2016)

Two Consecutive 20-Point Games:

Kenneth Lofton, Jr. (Jan. 16, 2022 - Jan. 22, 2022)

Three Consecutive 20-Point Games:

DaQuan Bracey (Dec. 4, 2018 -- Dec. 11, 2018)

Four Consecutive 20-Point Games:

Kyle Gibson (Dec. 2, 2009 -- Dec. 12, 2009)

Five Consecutive 20-Point Games:

Paul Millsap (Jan. 7, 2006 -- Jan. 21, 2006)

Six Consecutive 20-Point Games:

Paul Millsap (Jan. 22, 2005 -- Feb. 10, 2005)

Two Consecutive 30-Point Games:

Alex Hamilton (March 3, 2016 -- March 5, 2016)

Three Consecutive 10-Rebound Games:

Kenneth Lofton, Jr. (Jan. 22, 2022 - Jan. 29, 2022)

Four Consecutive 10-Rebound Games:

Kenneth Lofton, Jr. (Jan. 22, 2022 - Feb. 3, 2022)

Five Consecutive 10-Rebound Games:

Kenneth Lofton, Jr. (Jan. 22, 2022 - Feb. 5, 2022)

Three Consecutive Double-Doubles:

Kenneth Lofton, Jr. (Jan. 22, 2022 - Jan. 29, 2022)

Four Consecutive Double-Doubles:

Kenneth Lofton, Jr. (Jan. 22, 2022 - Feb. 3, 2022)

Five Consecutive Double-Doubles:

Kenneth Lofton, Jr. (Jan. 22, 2022 - Feb. 5, 2022)

Two Consecutive 10-Assist Games:

DaQuan Bracey (Feb. 18, 2017 -- Feb. 23, 2017)

Three Consecutive 5-Block Games:

Michale Kyser (Dec. 2, 2014 -- Dec. 6, 2014)

STARTING LINEUPS

Date	Opponent	Guard	Guard	Guard	Guard/Forward	Forward	Result
Nov. 9	at #14 Alabama	Cobe Williams	Amorie Archibald	Exavian Christon	Isaiah Crawford	Kenneth Lofton, Jr.	L, 64-93
Nov. 12	JACKSON STATE	Cobe Williams	Amorie Archibald	Exavian Christon	Isaiah Crawford	Kenneth Lofton, Jr.	W, 70-68
Nov. 15	JARVIS CHRISTIAN	Cobe Williams	Amorie Archibald	Exavian Christon	Isaiah Crawford	Kenneth Lofton, Jr.	W, 91-61
Nov. 19	at Northwestern State	Cobe Williams	Amorie Archibald	Exavian Christon	Keaston Willis	Kenneth Lofton, Jr.	W, 83-64
Nov. 24	ULM	Cobe Williams	Amorie Archibald	Exavian Christon	Keaston Willis	Kenneth Lofton, Jr.	W, 96-74
Nov. 27	at NC State	Cobe Williams	Amorie Archibald	Exavian Christon	Keaston Willis	Kenneth Lofton, Jr.	L, 81-90
Dec. 1	TEXAS SOUTHERN	Cobe Williams	Amorie Archibald	Exavian Christon	Keaston Willis	Kenneth Lofton, Jr.	W, 87-60
Dec. 4	at Santa Clara	Cobe Williams	Amorie Archibald	Exavian Christon	Keaston Willis	Kenneth Lofton, Jr.	W, 78-75
Dec. 11	UL-LAFAYETTE	Cobe Williams	Amorie Archibald	Exavian Christon	Keaston Willis	Kenneth Lofton, Jr.	W, 78-69
Dec. 14	LSU-SHREVEPORT	Cobe Williams	Amorie Archibald	Exavian Christon	Keaston Willis	Kenny Hunter	W, 84-70
Dec. 18	vs. #19 LSU	Cobe Williams	Amorie Archibald	Exavian Christon	Keaston Willis	Kenneth Lofton, Jr.	L, 57-66
Dec. 22	CROWLEY'S RIDGE	Cobe Williams	Amorie Archibald	Exavian Christon	Keaston Willis	Kenneth Lofton, Jr.	W, 99-56
Dec. 30	MARSHALL*	Cobe Williams	Amorie Archibald	Exavian Christon	Keaston Willis	Kenneth Lofton, Jr.	W, 79-56
Jan. 1	WKU*	Cobe Williams	Amorie Archibald	Exavian Christon	Keaston Willis	Kenneth Lofton, Jr.	W, 74-73
Jan. 6	at UTEP*	Cobe Williams	Amorie Archibald	Exavian Christon	Keaston Willis	Kenneth Lofton, Jr.	W, 64-52
Jan. 8	at UTSA*	Cobe Williams	Amorie Archibald	Exavian Christon	Keaston Willis	Kenneth Lofton, Jr.	W, 79-63
Jan. 13	SOUTHERN MISS*	Cobe Williams	Amorie Archibald	Exavian Christon	Keaston Willis	Kenneth Lofton, Jr.	W, 80-57
Jan. 16	at Southern Miss*	Cobe Williams	Amorie Archibald	Exavian Christon	Keaston Willis	Kenneth Lofton, Jr.	W, 76-62
Jan. 22	UAB*	Cobe Williams	Amorie Archibald	Exavian Christon	Keaston Willis	Kenneth Lofton, Jr.	L, 76-83
Jan. 27	RICE*	Cobe Williams	Amorie Archibald	Exavian Christon	Keaston Willis	Kenneth Lofton, Jr.	W, 80-63
Jan. 29	NORTH TEXAS*	Cobe Williams	Amorie Archibald	Exavian Christon	Keaston Willis	Kenneth Lofton, Jr.	L, 62-63
Feb. 3	at Florida Atlantic*	Cobe Williams	Amorie Archibald	Exavian Christon	Keaston Willis	Kenneth Lofton, Jr.	L, 73-83
Feb. 5	at FIU*	Cobe Williams	Amorie Archibald	Exavian Christon	Keaston Willis	Kenneth Lofton, Jr.	W, 86-82
Feb. 10	at Charlotte*	Cobe Williams	Amorie Archibald	Exavian Christon	Keaston Willis	Kenneth Lofton, Jr.	W, 82-77
Feb. 17	UTEP*	Cobe Williams	Amorie Archibald	Exavian Christon	Keaston Willis	Kenneth Lofton, Jr.	L, 60-63
Feb. 19	UTSA*						
Feb. 24	at Rice*						
Feb. 26	at North Texas*						
March 2	OLD DOMINION*						
March 6	at UAB*						

STARTING LINEUP RECORDS

Cobe Williams, Amorie Archibald, Exavian Christon, Isaiah Crawford, Kenneth Lofton, Jr. -- 2-1

Cobe Williams, Amorie Archibald, Exavian Christon, Keaston Willis, Kenneth Lofton, Jr. -- 15-6

Cobe Williams, Amorie Archibald, Exavian Christon, Keaston Willis, Kenny Hunter --1-0

LEADS & DEFICITS

Date	Opponent	Largest Lead	Largest Deficit	Time Led	Time Trailed	Time Tied	Result
Nov. 9	at #14 Alabama	----	29 (2nd 0:01)	----	37:31	2:29	L, 64-93
Nov. 12	JACKSON STATE	12 (1st 2:54)	3 (1st 12:03)	33:50	2:39	3:31	W, 70-68
Nov. 15	JARVIS CHRISTIAN	33 (2nd 0:39)	----	39:52	----	0:08	W, 91-61
Nov. 19	at Northwestern State	25 (2nd 15:43)	2 (1st 19:31)	38:38	0:29	0:53	W, 83-64
Nov. 24	ULM	27 (2nd 16:35)	----	39:49	----	0:11	W, 96-74
Nov. 27	at NC State	2 (1st 19:37)	15 (1st 9:30)	0:28	38:47	0:45	L, 81-90
Dec. 1	TEXAS SOUTHERN	35 (2nd 4:12)	----	38:07	----	1:53	W, 87-60
Dec. 4	at Santa Clara	10 (2nd 8:20)	8 (1st 14:40)	28:16	10:05	1:39	W, 78-75
Dec. 11	UL-LAFAYETTE	11 (2nd 0:13)	9 (1st 14:55)	13:00	24:49	2:11	W, 78-69
Dec. 14	LSU-SHREVEPORT	21 (2nd 1:40)	5 (1st 15:13)	31:39	6:39	1:42	W, 84-70
Dec. 18	vs. #19 LSU	13 (1st 11:55)	9 (2nd 0:15)	28:47	6:54	4:19	L, 57-66
Dec. 22	CROWLEY'S RIDGE	46 (2nd 0:22)	----	39:49	----	0:11	W, 99-56
Dec. 30	MARSHALL*	27 (2nd 15:10)	8 (1st 17:12)	33:29	5:15	1:16	W, 79-56
Jan. 1	WKU*	3 (1st 19:27)	17 (2nd 15:52)	0:26	38:19	1:15	W, 74-73
Jan. 6	at UTEP*	20 (1st 0:54)	1 (1st 12:33)	36:31	0:27	3:02	W, 64-52
Jan. 8	at UTSA*	23 (2nd 9:34)	1 (1st 10:48)	38:38	0:14	1:08	W, 79-63
Jan. 13	SOUTHERN MISS*	34 (2nd 4:39)	1 (1st 7:05)	38:08	0:22	1:30	W, 80-57
Jan. 16	at Southern Miss*	14 (2nd 0:33)	4 (1st 2:33)	25:35	7:40	6:45	W, 76-62
Jan. 22	UAB*	3 (2nd 13:02)	15 (1st 3:53)	0:41	37:52	1:27	L, 76-83
Jan. 27	RICE*	19 (2nd 7:20)	5 (1st 17:15)	28:52	7:03	4:05	W, 80-63
Jan. 29	NORTH TEXAS*	17 (2nd 16:06)	7 (1st 17:31)	29:21	9:59	0:40	L, 62-63
Feb. 3	at Florida Atlantic*	----	20 (1st 7:16)	----	39:25	0:35	L, 73-83
Feb. 5	at FIU*	10 (1st 2:57)	3 (1st 18:13)	37:32	0:59	1:29	W, 86-82
Feb. 10	at Charlotte*	10 (2nd 6:47)	8 (1st 16:56)	20:06	17:02	2:52	W, 82-77
Feb. 17	UTEP*	6 (1st 16:29)	5 (2nd 0:30)	14:47	20:50	4:23	L, 60-63
Feb. 19	UTSA*						
Feb. 24	at Rice*						
Feb. 26	at North Texas*						
March 2	OLD DOMINION*						
March 6	at UAB*						

GAME-BY-GAME LEADERS

Date	Opponent	Points	Rebounds	Assists
Nov. 9	at #14 Alabama	Keaston Willis (16)	Kenneth Lofton, Jr. (9)	Exavian Christon (3)
Nov. 12	JACKSON STATE	Isaiah Crawford (16)	Kenneth Lofton, Jr. (7)	Keaston Willis (4)
Nov. 15	JARVIS CHRISTIAN	Keaston Willis (19)	Kenneth Lofton, Jr. (12)	Cobe Williams (6)
Nov. 19	at Northwestern State	Kenneth Lofton, Jr. (17) Amorie Archibald (17)	Kenneth Lofton, Jr. (11)	Cobe Williams (8)
Nov. 24	ULM	Keaston Willis (22)	Kenneth Lofton, Jr. (12)	Amorie Archibald (5)
Nov. 27	at NC State	Kenneth Lofton, Jr. (36)	Kenneth Lofton, Jr. (17)	Kenneth Lofton, Jr. (4)
Dec. 1	TEXAS SOUTHERN	David Green (19)	Kenneth Lofton, Jr. (7)	Cobe Williams (8)
Dec. 4	at Santa Clara	Kenneth Lofton, Jr. (31)	Kenneth Lofton, Jr. (14)	Amorie Archibald (6)
Dec.11	UL-LAFAYETTE	Cobe Williams (20)	Kenneth Lofton, Jr. (10)	Amorie Archibald (3) Cobe Williams (3)
Dec. 14	LSU-SHREVEPORT	David Green (21)	David Green (6)	LaDamien Bradford (7)
Dec. 18	vs. #19 LSU	Kenneth Lofton, Jr. (13) Amorie Archibald (13)	Kenneth Lofton, Jr. (7) Keaston Willis (7)	Amorie Archibald (5)
Dec. 22	CROWLEY'S RIDGE	Amorie Archibald (20)	Keaston Willis (7) Terran Williams (7)	LaDamien Bradford (4) David Green (4)
Dec. 30	MARSHALL*	Cobe Williams (22)	Kenny Hunter (12)	Amorie Archibald (3)
Jan. 1	WKU*	Kenneth Lofton, Jr. (22)	Kenneth Lofton, Jr. (11)	Amorie Archibald (4) Keaston Willis (4)
Jan. 6	at UTEP*	Cobe Williams (17)	Kenneth Lofton, Jr. (18)	Cobe Williams (2) David Green (2)
Jan. 8	at UTSA*	Amorie Archibald (31)	Kenneth Lofton, Jr. (16)	Kenneth Lofton, Jr. (5) Exavian Christon (5)
Jan. 13	SOUTHERN MISS*	Keaston Willis (21)	Kenneth Lofton, Jr. (10)	Cobe Williams (7)
Jan. 16	at Southern Miss*	Kenneth Lofton, Jr. (23)	Kenneth Lofton, Jr. (6) Keaston Willis (6)	Cobe Williams (4)
Jan. 22	UAB*	Amorie Archibald (27)	Kenneth Lofton, Jr. (12)	Kenneth Lofton, Jr. (3) Amorie Archibald (3) Cobe Williams (3)
Jan. 27	RICE*	Kenneth Lofton, Jr. (19)	Kenneth Lofton, Jr. (13)	Amorie Archibald (3) LaDamien Bradford (3)
Jan. 29	NORTH TEXAS*	Kenneth Lofton, Jr. (20)	Kenneth Lofton, Jr. (11)	Kenneth Lofton, Jr. (4)
Feb. 3	at Florida Atlantic*	David Green (18)	Kenneth Lofton, Jr. (14)	Kenneth Lofton, Jr. (6)
Feb. 5	at FIU*	Kenneth Lofton, Jr. (21) Amorie Archibald (21)	Kenneth Lofton, Jr. (13)	Kenneth Lofton, Jr. (7)
Feb. 10	at Charlotte*	Kenneth Lofton, Jr. (18)	Kenneth Lofton, Jr. (5) Cobe Williams (5) David Green (5)	Kenneth Lofton, Jr. (4)
Feb. 17	UTEP*	Cobe Williams (19)	Kenneth Lofton, Jr. (16)	Kenneth Lofton, Jr. (3)
Feb. 19	UTSA*			
Feb. 24	at Rice*			
Feb. 26	at North Texas*			
March 2	OLD DOMINION*			
March 6	at UAB*			

PRESEASON POLL

1. UAB (8)
 2. **Louisiana Tech (6)**
 3. WKU
 4. Marshall
 5. Old Dominion
 6. North Texas
 7. Charlotte
 8. Rice
 9. Florida Atlantic
 10. UTEP
 11. UTSA
 12. Southern Miss
 13. FIU
 14. Middle Tennessee
- (First-place votes)

PRESEASON TEAM

Jahmir Young, GCharlotte
 Tavion Kinsey, GMarshall
Isaiah Crawford, F.....Louisiana Tech
Kenneth Lofton, Jr., F.....Louisiana Tech
 Josh Anderson, G.....WKU
 Quincy Olivari, G.....Rice
 Tyler Stevenson, F.....Southern Miss
 Tavin Lovan, G.....UAB
 Souley Boum, G.....UTEP
 Thomas Bell, F.....North Texas
 Kalu Ezikpe, F.....Old Dominion

HONORS & AWARDS

Kenneth Lofton, Jr. 2021-22

- LSWA Louisiana Player of the Week (Dec. 4)
- C-USA Player of the Week (Dec. 4)
- C-USA Player of the Week (Nov. 29)

2020-21

- NIT All-Tournament Team
- Third Team All-Conference USA
- C-USA Freshman of the Year
- C-USA All-Freshman Team
- C-USA Freshman of the Week (March 6)
- C-USA Freshman of the Week (March 1)
- C-USA Freshman of the Week (Feb. 15)
- C-USA Freshman of the Week (Feb. 8)
- C-USA Freshman of the Week (Feb. 1)
- C-USA Freshman of the Week (Jan. 25)
- C-USA Freshman of the Week (Dec. 28)
- C-USA Freshman of the Week (Dec. 21)
- C-USA Freshman of the Week (Dec. 7)

Isaiah Crawford 2020-21

- Third Team All-Conference USA

Cobe Williams 2021-22

- C-USA Player of the Week (Jan. 3)

2020-21

- C-USA All-Defensive Team

2019-20

- C-USA Freshman of the Week (March 2)

C-USA STANDINGS (AS OF FEB. 17)

	CONFERENCE			OVERALL		
	W	L	PCT.	W	L	PCT.
WEST DIVISION						
North Texas	12	1	.923	19	4	.826
UAB	10	3	.769	20	6	.769
LOUISIANA TECH	9	4	.692	18	7	.720
UTEP	8	5	.615	15	10	.600
Rice	6	7	.462	14	11	.560
UTSA	2	12	.143	9	18	.333
Southern Miss	1	11	.083	6	19	.240
EAST DIVISION						
Middle Tennessee	9	3	.750	18	7	.720
Florida Atlantic	8	5	.615	15	11	.577
WKU	8	6	.571	16	11	.593
Charlotte	6	7	.462	13	12	.520
Old Dominion	5	8	.385	10	16	.385
FIU	4	9	.308	14	12	.538
Marshall	3	10	.231	10	16	.385

C-USA SCHEDULE (WEEK 15)

Monday, February 14

WKU def. Southern Miss, 87-77

Thursday, February 17

Middle Tennessee def. FIU, 71-65

Marshall def. Old Dominion, 67-63

North Texas def. Florida Atlantic, 54-51

UTEP def. Louisiana Tech, 63-60

UTSA def. Southern Miss, 98-79

WKU def. Charlotte, 77-67

UAB def. Rice, 92-68

Saturday, February 19

UTEP at Southern Miss, 2 p.m. [ESPN+]

Middle Tennessee at Florida Atlantic, 3 p.m. [CUSA.tv]

North Texas at UAB, 3 p.m. [Stadium]

UTSA at Louisiana Tech, 6 p.m. [ESPN+]

Charlotte at Marshall, 6 p.m. [ESPN+]

Rice at FIU, 6 p.m. [ESPN+]

Old Dominion at WKU, 6 p.m. [ESPN+]



AMORIE ARCHIBALD

3

SENIOR / GUARD
6-3 / 185 / DELTONA, FLA.
TRINITY CHRISTIAN ACADEMY

CAREER HIGHS

- Points**
31 at UTSA, 1/8/22
- Field Goals**
12 at UTSA, 1/8/22
- Field Goal Attempts**
16 vs. Southern Miss, 3/3/18
- 3-Point Field Goals**
7 vs. UAB, 1/22/22
- 3-Point Field Goal Attempts**
10 vs. UAB, 1/22/22
- Rebounds**
9 two times (last at Southern Miss, 12/30/19)
- Assists**
10 three times (last vs. WKU, 1/26/19)
- Blocks**
2 vs. North Texas, 1/18/18
- Steals**
3 eight times (last at FIU, 2/5/22)
- Minutes**
39 at Marshall, 2/8/20

SEASON HIGHS

- Points**
31 at UTSA, 1/8/22
- Field Goals**
12 at UTSA, 1/8/22
- Field Goal Attempts**
14 three times (last vs. UAB, 1/22/22)
- 3-Point Field Goals**
7 vs. UAB, 1/22/22
- 3-Point Field Goal Attempts**
10 vs. UAB, 1/22/22
- Rebounds**
8 vs. WKU, 1/1/22
- Assists**
6 at Santa Clara, 12/4/21
- Blocks**
1 three times (last vs. UAB, 1/22/22)
- Steals**
3 two times (last at FIU, 2/5/22)
- Minutes**
37 two times (last at FIU, 2/5/22)

GAME-BY-GAME STATS

DATE	OPPONENT	GP-GS	MIN	FG	3FG	FT	O-D-T	PF	A	TO	B	S	TP
Nov. 9	at #14 Alabama	1-1	24	1-6	1-3	0-0	0-3-3	1	2	2	-	-	3
Nov. 12	JACKSON STATE	2-2	28	3-8	2-4	3-4	0-2-2	2	1	-	-	1	11
Nov. 15	JARVIS CHRISTIAN	3-3	24	5-7	1-2	3-3	1-4-5	1	2	5	-	2	14
Nov. 19	at Northwestern State	4-4	32	5-9	3-5	4-4	0-1-1	1	1	-	-	2	17
Nov. 24	ULM	5-5	29	4-6	2-4	7-8	0-4-4	2	5	2	-	1	17
Nov. 27	at NC State	6-6	35	3-9	0-2	3-3	0-2-2	1	3	1	-	-	9
Dec. 1	TEXAS SOUTHERN	7-7	24	5-8	1-2	4-5	0-0-0	1	1	-	-	1	15
Dec. 4	at Santa Clara	8-8	33	2-11	0-5	3-3	2-2-4	-	6	1	-	-	7
Dec. 11	UL-LAFAYETTE	9-9	34	6-14	1-6	5-5	0-2-2	1	3	1	-	3	18
Dec. 14	LSU-SHREVEPORT	10-10	33	6-12	3-6	4-5	0-4-4	-	2	1	-	1	19
Dec. 18	vs. #19 LSU	11-11	35	3-8	2-5	5-6	0-6-6	2	5	2	1	-	13
Dec. 22	CROWLEY'S RIDGE	12-12	20	7-12	1-4	5-5	2-2-4	-	1	-	-	2	20
Dec. 30	MARSHALL*	13-13	28	4-10	2-5	2-2	0-5-5	3	3	1	-	-	12
Jan. 2	WKU*	14-14	37	5-12	2-6	5-5	3-5-8	4	4	4	-	1	17
Jan. 6	at UTEP*	15-15	29	1-5	0-3	3-3	0-6-6	1	-	4	-	1	5
Jan. 8	at UTSA*	16-16	32	12-14	6-6	1-3	0-3-3	-	2	-	-	1	31
Jan. 13	SOUTHERN MISS*	17-17	29	1-5	0-3	3-5	0-6-6	1	5	-	1	-	5
Jan. 16	at Southern Miss*	18-18	33	3-7	0-3	1-1	1-4-5	-	3	-	-	-	7
Jan. 22	UAB*	19-19	34	9-14	7-10	2-2	1-5-6	2	3	3	1	2	27
Jan. 27	RICE*	20-20	31	6-13	1-4	2-2	0-4-4	-	3	1	-	1	15
Jan. 29	NORTH TEXAS*	21-21	35	1-6	0-4	6-6	0-4-4	-	2	-	-	1	8
Feb. 3	at Florida Atlantic*	22-22	34	3-9	1-4	0-0	0-3-3	5	2	2	-	-	7
Feb. 5	at FIU*	23-23	37	7-10	3-5	4-4	0-1-1	2	3	1	-	3	21
Feb. 10	at Charlotte*	24-24	35	7-13	0-2	0-0	0-2-2	2	1	1	-	1	14
Feb. 17	UTEP*	25-25	35	1-7	1-3	2-2	0-2-2	3	2	1	-	1	5
Feb. 19	UTSA*												
Feb. 24	at Rice*												
Feb. 26	at North Texas*												
March 2	OLD DOMINION*												
March 6	at UAB*												



CAREER STATS

YEAR	GP	GS	MIN	AVG.	FG	FGA	PCT.	3FG	3FGA	PCT.	FT	FTA	PCT.	Rebounds			AVG	PF	FO	A	TO	BLK	STL	PTS	AVG
														OFF	DEF	TOTAL									
2021-22	25	25	780	31.2	110	235	47%	40	106	38%	77	87	89%	10	82	92	3.7	35	1	65	33	3	25	337	13.5
2020-21	32	32	972	30.4	108	301	36%	43	136	32%	60	75	80%	14	90	104	3.3	41	0	107	63	5	33	319	10.0
2019-20	28	24	773	27.6	102	243	42%	51	134	38%	61	73	84%	17	72	89	3.2	44	1	65	38	2	18	316	11.3
2018-19	33	33	1045	31.7	123	310	40%	56	157	36%	54	79	68%	26	106	132	4.0	62	0	102	60	9	25	356	10.8
2017-18	29	17	603	20.8	71	181	39%	19	64	30%	56	77	73%	19	58	77	2.7	43	0	117	55	4	24	217	7.5
TOTAL	147	131	4173	28.4	514	1270	41%	209	597	35%	308	391	79%	86	408	494	3.4	225	2	456	249	23	125	1545	10.5



**LADAMIEN
BRADFORD**
FRESHMAN / GUARD
6-5 / 215 / JONESBORO, LA.
TEXAS A&M

11

CAREER HIGHS

Points
9 at Southern Miss, 1/16/22

Field Goals
3 five times (last at Southern Miss, 1/16/22)

Field Goal Attempts
6 at Charlotte, 2/10/22

3-Point Field Goals
2 at Southern Miss, 1/16/22

3-Point Field Goal Attempts
4 vs. Crowley's Ridge, 12/22/21

Rebounds
6 vs. Southern Miss, 1/13/22

Assists
7 vs. LSU-Shreveport, 12/14/21

Blocks
1 four times (last vs. UAB, 1/22/22)

Steals
2 seven times (last at Charlotte, 2/10/22)

Minutes
24 vs. Crowley's Ridge, 12/22/21

SEASON HIGHS

Points
9 at Southern Miss, 1/16/22

Field Goals
3 five times (last at Southern Miss, 1/16/22)

Field Goal Attempts
6 at Charlotte, 2/10/22

3-Point Field Goals
2 at Southern Miss, 1/16/22

3-Point Field Goal Attempts
4 vs. Crowley's Ridge, 12/22/21

Rebounds
6 vs. Southern Miss, 1/13/22

Assists
7 vs. LSU-Shreveport, 12/14/21

Blocks
1 three times (last vs. UAB, 1/22/22)

Steals
2 seven times (last at Charlotte, 2/10/22)

Minutes
24 vs. Crowley's Ridge, 12/22/21

GAME-BY-GAME STATS

DATE	OPPONENT	GP-GS	MIN	FG	3FG	FT	O-D-T	PF	A	TO	B	S	TP
Nov. 9	at #14 Alabama	1-0	17	0-2	0-1	0-0	0-4-4	3	1	1	-	-	-
Nov. 12	JACKSON STATE												
Nov. 15	JARVIS CHRISTIAN	2-0	9	1-3	1-3	1-4	2-0-2	-	4	-	-	1	4
Nov. 19	at Northwestern State	3-0	15	0-4	0-1	1-2	1-1-2	-	2	1	-	-	1
Nov. 24	ULM	4-0	9	1-1	0-0	2-3	1-0-1	2	1	2	-	1	4
Nov. 27	at NC State	5-0	11	3-3	1-1	0-0	0-2-2	-	1	-	-	-	7
Dec. 1	TEXAS SOUTHERN	6-0	23	3-3	0-0	2-2	0-4-4	-	1	1	-	2	8
Dec. 4	at Santa Clara	7-0	19	2-2	1-1	0-0	0-2-2	4	2	1	-	2	5
Dec. 11	UL-LAFAYETTE	8-0	15	2-3	0-0	0-0	0-2-2	1	-	2	-	1	4
Dec. 14	LSU-SHREVEPORT	9-0	19	3-3	1-1	0-0	0-5-5	1	7	-	-	-	7
Dec. 18	vs. #19 LSU	10-0	12	0-3	0-1	0-0	0-3-3	1	1	2	-	-	-
Dec. 22	CROWLEY'S RIDGE	11-0	24	1-5	1-4	2-2	2-3-5	1	4	1	-	2	5
Dec. 30	MARSHALL*	12-0	19	2-5	0-3	0-0	0-2-2	1	-	-	-	2	4
Jan. 2	WKU*	13-0	9	0-1	0-0	0-0	2-2-4	-	1	-	1	-	-
Jan. 6	at UTEP*	14-0	20	3-4	0-1	0-0	0-2-2	1	1	-	-	-	6
Jan. 8	at UTSA*	15-0	19	1-2	0-1	0-0	0-0-0	1	-	2	-	-	2
Jan. 13	SOUTHERN MISS*	16-0	20	1-4	0-2	0-0	1-5-6	2	4	1	1	2	2
Jan. 16	at Southern Miss*	17-0	14	3-5	2-3	1-2	0-5-5	1	1	-	-	1	9
Jan. 22	UAB*	18-0	16	0-3	0-1	2-4	0-2-2	1	1	-	1	2	2
Jan. 27	RICE*	19-0	20	1-1	0-0	0-0	0-2-2	1	3	-	-	1	2
Jan. 29	NORTH TEXAS*	20-0	11	1-1	0-0	0-0	0-2-2	2	1	1	-	-	2
Feb. 3	at Florida Atlantic*	21-0	17	1-3	0-1	0-0	1-2-3	1	-	1	-	-	2
Feb. 5	at FIU*	22-0	8	0-0	0-0	0-0	0-2-2	2	-	2	-	-	-
Feb. 10	at Charlotte*	23-0	13	2-6	0-1	0-0	0-0-0	1	2	-	-	2	4
Feb. 17	UTEP*	24-0	14	1-2	0-0	2-6	0-2-2	3	-	-	-	-	4
Feb. 19	UTSA*												
Feb. 24	at Rice*												
Feb. 26	at North Texas*												
March 2	OLD DOMINION*												
March 6	at UAB*												



CAREER STATS

YEAR	GP	GS	MIN	AVG.	FG	FGA	PCT.	3FG	3FGA	PCT.	FT	FTA	PCT.	Rebounds			AVG	PF	FO	A	TO	BLK	STL	PTS	AVG
														OFF	DEF	TOTAL									
2021-22	24	0	373	15.5	32	69	46%	7	26	27%	13	25	52%	10	54	64	2.7	30	0	38	18	3	19	84	3.5
2020-21*	14	2	98	7.0	1	10	10%	0	4	0%	2	5	40%	2	8	10	0.7	14	0	5	4	1	5	4	0.3
TOTAL	38	2	471	12.4	33	79	42%	7	30	23%	15	30	50%	12	62	74	1.9	44	0	43	22	4	24	88	2.3

* at Texas A&M



EXAVIAN CHRISTON **21**
 SENIOR / GUARD
 6-4 / 200 / HOT SPRINGS, ARK.
 HOT SPRINGS HS

CAREER HIGHS

Points
 20 vs. Tougaloo, 11/20/18
Field Goals
 8 vs. Tougaloo, 11/20/18
Field Goal Attempts
 14 vs. Tougaloo, 11/20/18
3-Point Field Goals
 4 at #22 LSU, 11/16/18
3-Point Field Goal Attempts
 8 at #22 LSU, 11/16/18
Rebounds
 7 vs. Rice, 1/27/22
Assists
 6 vs. SUNO, 12/21/19
Blocks
 2 vs. WKU, 3/25/21
Steals
 3 four times (last at NSU, 11/19/21)
Minutes
 32 two times (last at Southern Miss, 1/16/22)

SEASON HIGHS

Points
 11 vs. LSU, 12/18/21
Field Goals
 3 three times (last vs. Southern Miss, 1/13/22)
Field Goal Attempts
 7 two times (last at Santa Clara, 12/4/21)
3-Point Field Goals
 3 at Santa Clara, 12/4/21
3-Point Field Goal Attempts
 5 at Santa Clara, 12/4/21
Rebounds
 7 vs. Rice, 1/27/22
Assists
 5 at UTSA, 1/8/22
Blocks
 1 two times (last at NC State, 11/27/21)
Steals
 3 two times (last at NSU, 11/19/21)
Minutes
 32 two times (last at Southern Miss, 1/16/22)

GAME-BY-GAME STATS

DATE	OPPONENT	GP-GS	MIN	FG	3FG	FT	O-D-T	PF	A	TO	B	S	TP
Nov. 9	at #14 Alabama	1-1	20	1-3	0-1	0-0	0-0-0	-	3	1	-	1	2
Nov. 12	JACKSON STATE	2-2	24	1-4	0-2	0-0	0-1-1	2	-	1	1	-	2
Nov. 15	JARVIS CHRISTIAN	3-3	23	0-4	0-3	0-0	0-3-3	1	2	-	-	3	-
Nov. 19	at Northwestern State	4-4	31	1-7	0-3	3-3	0-3-3	2	2	3	-	3	5
Nov. 24	ULM	5-5	31	2-4	1-2	1-2	0-4-4	2	3	2	-	-	6
Nov. 27	at NC State	6-6	32	2-3	2-2	0-0	0-3-3	2	1	-	1	-	6
Dec. 1	TEXAS SOUTHERN	7-7	20	1-2	1-2	2-2	0-1-1	1	-	1	-	2	5
Dec. 4	at Santa Clara	8-8	29	3-7	3-5	0-0	1-5-6	2	3	-	-	-	9
Dec. 11	UL-LAFAYETTE	9-9	10	0-0	0-0	0-0	0-0-0	2	-	-	-	-	-
Dec. 14	LSU-SHREVEPORT	10-10	16	0-2	0-2	1-2	1-1-2	3	-	1	-	-	1
Dec. 18	vs. #19 LSU	11-11	31	3-4	2-3	3-3	0-3-3	3	3	2	-	1	11
Dec. 22	CROWLEY'S RIDGE	12-12	19	2-4	1-3	0-0	0-1-1	1	2	-	-	1	5
Dec. 30	MARSHALL*	13-13	23	1-3	0-1	0-0	1-5-6	2	-	1	-	-	2
Jan. 2	WKU*	14-14	28	1-7	1-3	0-0	1-2-3	2	2	1	-	1	3
Jan. 6	at UTEP*	15-15	25	2-5	1-3	0-0	0-0-0	-	1	3	-	-	5
Jan. 8	at UTSA*	16-16	24	1-2	1-2	0-0	0-2-2	-	5	-	1	-	3
Jan. 13	SOUTHERN MISS*	17-17	23	3-5	0-1	1-1	0-3-3	1	1	-	-	-	7
Jan. 16	at Southern Miss*	18-18	32	1-4	0-3	1-2	0-3-3	2	-	1	-	1	3
Jan. 22	UAB*	19-19	20	0-2	0-0	0-0	0-0-0	2	-	2	-	-	-
Jan. 27	RICE*	20-20	24	1-3	1-2	0-0	1-6-7	2	1	-	-	-	3
Jan. 29	NORTH TEXAS*	21-21	27	1-1	1-1	0-0	1-1-2	3	-	-	-	-	3
Feb. 3	at Florida Atlantic*	22-22	15	1-2	1-2	0-0	0-0-0	2	2	-	-	-	3
Feb. 5	at FIU*	23-23	27	2-6	0-3	1-3	0-1-1	1	3	-	-	1	5
Feb. 10	at Charlotte*	24-24	28	2-3	1-1	0-0	0-3-3	-	2	-	-	-	5
Feb. 17	UTEP*	25-25	21	0-4	0-3	2-2	0-0-0	1	1	1	-	1	2
Feb. 19	UTSA*												
Feb. 24	at Rice*												
Feb. 26	at North Texas*												
March 2	OLD DOMINION*												
March 6	at UAB*												



CAREER STATS

YEAR	GP	GS	MIN	AVG.	FG	FGA	PCT.	3FG	3FGA	PCT.	FT	FTA	PCT.	Rebounds			AVG	PF	FO	A	TO	BLK	STL	PTS	AVG
														OFF	DEF	TOTAL									
2021-22	25	25	603	24.1	32	91	35%	17	53	32%	15	20	75%	6	51	57	2.3	39	0	37	20	3	15	96	3.8
2020-21	32	0	628	19.6	34	104	33%	21	67	31%	18	23	78%	11	44	55	1.7	33	0	32	14	5	21	107	3.3
2019-20	16	0	122	7.6	5	31	16%	2	21	10%	8	10	80%	0	11	11	0.7	11	0	12	11	0	3	20	1.3
2018-19	7	7	196	28.0	30	58	52%	11	27	41%	13	16	81%	5	20	25	3.6	14	0	13	14	0	5	84	12.0
2017-18	33	3	542	16.4	57	135	42%	23	70	33%	22	25	88%	11	59	70	2.1	45	0	21	25	2	18	159	4.8
TOTAL	113	35	2091	18.5	158	419	38%	74	238	31%	76	94	81%	33	185	218	1.9	142	0	115	84	10	62	466	4.1



ISAIAH CRAWFORD **22**
 SOPHOMORE / FORWARD
 6-6 / 220 / FORT WORTH, TEXAS
 NORTH CROWLEY HS

CAREER HIGHS

- Points**
27 at North Texas, 2/5/21
- Field Goals**
12 at North Texas, 2/5/21
- Field Goal Attempts**
15 two times (last at #14 Alabama, 11/9/21)
- 3-Point Field Goals**
4 at UTEP, 1/23/21
- 3-Point Field Goal Attempts**
7 two times (last at UTEP, 1/22/21)
- Rebounds**
12 vs. SUNO, 12/21/19
- Assists**
6 vs. WKU, 3/25/21
- Blocks**
3 vs. Rice, 2/26/21
- Steals**
4 vs. Ole Miss, 3/19/21
- Minutes**
37 two times (last vs. CSU, 3/28/21)

SEASON HIGHS

- Points**
16 vs. Jackson State, 11/12/21
- Field Goals**
7 at #14 Alabama, 11/9/21
- Field Goal Attempts**
15 at #14 Alabama, 11/9/21
- 3-Point Field Goals**
1 vs. Jackson State, 11/12/21
- 3-Point Field Goal Attempts**
3 at #14 Alabama, 11/9/21
- Rebounds**
7 at #14 Alabama, 11/9/21
- Assists**
3 vs. Jackson State, 11/12/21
- Blocks**
1 vs. Jackson State, 11/12/21
- Steals**
2 vs. Jackson State, 11/12/21
- Minutes**
31 vs. Jackson State, 11/12/21

GAME-BY-GAME STATS

DATE	OPPONENT	GP-GS	MIN	FG	3FG	FT	O-D-T	PF	A	TO	B	S	TP
Nov. 9	at #14 Alabama	1-1	27	7-15	0-3	1-1	4-3-7	2	1	1	-	1	15
Nov. 12	JACKSON STATE	2-2	31	6-10	1-2	3-4	2-3-5	4	3	5	1	2	16
Nov. 15	JARVIS CHRISTIAN	3-3	7	1-2	0-0	1-2	0-2-2	-	1	1	-	1	3
Nov. 19	at Northwestern State												DNP
Nov. 24	ULM												DNP
Nov. 27	at NC State												DNP
Dec. 1	TEXAS SOUTHERN												DNP
Dec. 4	at Santa Clara												DNP
Dec. 11	UL-LAFAYETTE												DNP
Dec. 14	LSU-SHREVEPORT												DNP
Dec. 18	vs. #19 LSU												DNP
Dec. 22	CROWLEY'S RIDGE												DNP
Dec. 30	MARSHALL*												DNP
Jan. 2	WKU*												DNP
Jan. 6	at UTEP*												DNP
Jan. 8	at UTSA*												DNP
Jan. 13	SOUTHERN MISS*												DNP
Jan. 16	at Southern Miss*												DNP
Jan. 22	UAB*												DNP
Jan. 27	RICE*												DNP
Jan. 29	NORTH TEXAS*												DNP
Feb. 3	at Florida Atlantic*												DNP
Feb. 5	at FIU*												DNP
Feb. 10	at Charlotte*												DNP
Feb. 17	UTEP*												DNP
Feb. 19	UTSA*												DNP
Feb. 24	at Rice*												DNP
Feb. 26	at North Texas*												DNP
March 2	OLD DOMINION*												DNP
March 6	at UAB*												DNP



CAREER STATS

YEAR	GP	GS	MIN	AVG.	FG	FGA	PCT.	3FG	3FGA	PCT.	FT	FTA	PCT.	Rebounds			AVG	PF	FO	A	TO	BLK	STL	PTS	AVG
														OFF	DEF	TOTAL									
2021-22	3	3	65	21.7	14	27	52%	1	5	20%	5	7	71%	6	8	14	4.7	6	0	5	7	1	4	34	11.3
2020-21	32	21	835	26.1	139	284	49%	40	103	39%	58	88	66%	43	119	162	5.1	68	1	57	55	23	31	376	11.8
2019-20	16	10	343	21.4	46	95	48%	10	31	32%	31	51	61%	15	53	68	4.3	27	0	24	19	2	22	133	8.3
TOTAL	51	34	1243	24.4	199	406	49%	51	139	37%	94	146	64%	64	180	244	4.8	101	1	86	81	26	57	543	10.6



DAVID GREEN **23**
 FRESHMAN / FORWARD
 6-7 / 215 / APOPKA, FLA.
 HOFSTRA

CAREER HIGHS

- Points**
21 vs. LSU-Shreveport, 12/14/21
- Field Goals**
7 two times (last at FAU, 2/3/22)
- Field Goal Attempts**
12 vs. Texas Southern, 12/1/21
- 3-Point Field Goals**
5 vs. Texas Southern, 12/1/21
- 3-Point Field Goal Attempts**
9 vs. Texas Southern, 12/1/21
- Rebounds**
8 vs. UTEP, 2/17/22
- Assists**
4 vs. Crowley's Ridge, 12/22/21
- Blocks**
1 six times (last at Charlotte, 2/10/22)
- Steals**
3 vs. UAB, 1/22/22
- Minutes**
24 at Florida Atlantic, 2/3/22

SEASON HIGHS

- Points**
21 vs. LSU-Shreveport, 12/14/21
- Field Goals**
7 two times (last at FAU, 2/3/22)
- Field Goal Attempts**
12 vs. Texas Southern, 12/1/21
- 3-Point Field Goals**
5 vs. Texas Southern, 12/1/21
- 3-Point Field Goal Attempts**
9 vs. Texas Southern, 12/1/21
- Rebounds**
8 vs. UTEP, 2/17/22
- Assists**
4 vs. Crowley's Ridge, 12/22/21
- Blocks**
1 six times (last at Charlotte, 2/10/22)
- Steals**
3 vs. UAB, 1/22/22
- Minutes**
24 at Florida Atlantic, 2/3/22

GAME-BY-GAME STATS

DATE	OPPONENT	GP-GS	MIN	FG	3FG	FT	O-D-T	PF	A	TO	B	S	TP
Nov. 9	at #14 Alabama	1-0	17	2-8	1-5	0-2	0-2-2	4	1	1	-	-	5
Nov. 12	JACKSON STATE	2-0	11	3-7	2-5	0-0	1-0-1	1	1	-	-	-	8
Nov. 15	JARVIS CHRISTIAN	3-0	19	5-10	1-3	1-2	3-4-7	-	-	1	1	1	12
Nov. 19	at Northwestern State	4-0	13	4-6	2-3	0-1	0-1-1	5	-	-	1	-	10
Nov. 24	ULM	5-0	12	0-3	0-3	2-2	1-3-4	1	-	1	-	1	2
Nov. 27	at NC State	6-0	8	0-1	0-1	0-0	0-0-0	2	-	1	-	-	-
Dec. 1	TEXAS SOUTHERN	7-0	21	7-12	5-9	0-0	0-5-5	4	-	-	-	1	19
Dec. 4	at Santa Clara	8-0	11	0-0	0-0	0-0	0-2-2	2	1	1	-	-	-
Dec. 11	UL-LAFAYETTE	9-0	21	1-6	0-4	1-2	0-3-3	3	2	1	-	-	3
Dec. 14	LSU-SHREVEPORT	10-0	22	6-7	3-4	6-9	1-5-6	3	-	1	1	-	21
Dec. 18	vs. #19 LSU	11-0	3	0-1	0-1	0-0	0-0-0	-	-	2	-	-	-
Dec. 22	CROWLEY'S RIDGE	12-0	20	0-4	0-3	2-2	2-2-4	-	4	-	-	-	2
Dec. 30	MARSHALL*	13-0	17	1-3	1-2	0-1	0-5-5	1	1	-	-	-	3
Jan. 2	WKU*	14-0	8	0-0	0-0	0-0	0-2-2	1	-	-	-	1	-
Jan. 6	at UTEP*	15-0	15	2-5	1-4	0-0	0-3-3	-	2	1	-	1	5
Jan. 8	at UTSA*	16-0	16	2-4	1-2	2-3	0-2-2	1	1	-	-	1	7
Jan. 13	SOUTHERN MISS*	17-0	18	6-10	3-6	2-3	1-1-2	1	-	-	1	-	17
Jan. 16	at Southern Miss*	18-0	15	2-6	0-4	0-0	1-2-3	2	-	1	-	1	4
Jan. 22	UAB*	19-0	20	2-4	1-3	0-0	0-2-2	2	1	-	-	3	5
Jan. 27	RICE*	20-0	16	3-5	2-4	0-0	1-2-3	2	-	-	-	-	8
Jan. 29	NORTH TEXAS*	21-0	13	2-4	0-1	1-1	1-2-3	3	-	-	-	1	5
Feb. 3	at Florida Atlantic*	22-0	24	7-11	3-7	1-1	2-3-5	1	-	-	1	2	18
Feb. 5	at FIU*	23-0	13	3-4	2-3	0-0	1-2-3	1	-	-	-	-	8
Feb. 10	at Charlotte*	24-0	13	2-5	2-5	2-3	2-3-5	1	-	1	1	-	8
Feb. 17	UTEP*	25-0	19	3-6	0-2	1-2	2-6-8	1	1	1	-	-	7
Feb. 19	UTSA*												
Feb. 24	at Rice*												
Feb. 26	at North Texas*												
March 2	OLD DOMINION*												
March 6	at UAB*												



CAREER STATS

YEAR	GP	GS	MIN	AVG.	FG	FGA	PCT.	3FG	3FGA	PCT.	FT	FTA	PCT.	Rebounds			AVG	PF	FO	A	TO	BLK	STL	PTS	AVG
														OFF	DEF	TOTAL									
2021-22	25	0	385	15.4	63	132	48%	30	84	36%	21	34	62%	19	62	81	3.2	42	1	15	13	6	13	177	7.1
2020-21*	18	8	197	10.9	19	62	31%	12	42	29%	5	8	63%	3	27	30	1.7	24	1	3	12	0	6	55	3.1
TOTAL	43	8	582	13.5	82	194	42%	42	126	33%	26	42	62%	22	79	111	2.6	66	2	18	25	6	19	232	5.4

* at Hofstra



KENNY HUNTER

FRESHMAN / FORWARD
6-10 / 235 / SHREVEPORT, LA.
HUNTINGTON HS

1

CAREER HIGHS

Points
11 vs. Our Lady of the Lake, 3/3/21

Field Goals
5 two times (last vs. Crowley's Ridge, 12/22/21)

Field Goal Attempts
11 vs. Our Lady of the Lake, 3/3/21

3-Point Field Goals
1 vs. Our Lady of the Lake, 3/3/21

3-Point Field Goal Attempts
1 vs. Our Lady of the Lake, 3/3/21

Rebounds
12 vs. Marshall, 12/30/21

Assists
1 six times (last vs. UTEP, 2/17/22)

Blocks
2 four times (last vs. Southern Miss, 1/13/22)

Steals
1 four times (last at Charlotte, 2/10/22)

Minutes
22 vs. Marshall, 12/30/21

SEASON HIGHS

Points
10 vs. Crowley's Ridge, 12/22/21

Field Goals
5 vs. Crowley's Ridge, 12/22/21

Field Goal Attempts
8 vs. Jarvis Christian, 11/15/21

3-Point Field Goals

3-Point Field Goal Attempts

Rebounds
12 vs. Marshall, 12/30/21

Assists
1 six times (last vs. UTEP, 2/17/22)

Blocks
2 three times (last vs. Southern Miss, 1/13/22)

Steals
1 four times (last at Charlotte, 2/10/22)

Minutes
22 vs. Marshall, 12/30/21

GAME-BY-GAME STATS

DATE	OPPONENT	GP-GS	MIN	FG	3FG	FT	O-D-T	PF	A	TO	B	S	TP
Nov. 9	at #14 Alabama	1-0	14	3-4	0-0	1-2	4-1-5	1	-	1	1	-	7
Nov. 12	JACKSON STATE	2-0	9	2-2	0-0	0-0	2-1-3	1	-	1	1	-	4
Nov. 15	JARVIS CHRISTIAN	3-0	17	4-8	0-0	0-0	4-2-6	3	1	2	-	1	8
Nov. 19	at Northwestern State	4-0	16	2-3	0-0	0-0	1-1-2	4	-	1	2	-	4
Nov. 24	ULM	5-0	11	2-3	0-0	0-0	0-2-2	2	-	1	-	-	4
Nov. 27	at NC State	6-0	7	2-3	0-0	0-0	1-2-3	-	-	-	1	-	4
Dec. 1	TEXAS SOUTHERN	7-0	18	4-4	0-0	0-0	0-4-4	4	-	1	2	1	8
Dec. 4	at Santa Clara	8-0	11	2-2	0-0	2-2	1-0-1	1	-	2	-	1	6
Dec. 11	UL-LAFAYETTE	9-0	12	1-2	0-0	0-0	1-1-2	2	1	1	-	-	2
Dec. 14	LSU-SHREVEPORT	10-1	20	1-1	0-0	2-2	0-4-4	3	1	1	1	-	4
Dec. 18	vs. #19 LSU	11-1	13	2-3	0-0	0-0	2-0-2	1	-	1	-	-	4
Dec. 22	CROWLEY'S RIDGE	12-1	16	5-6	0-0	0-0	2-2-4	2	1	-	1	-	10
Dec. 30	MARSHALL*	13-1	22	3-5	0-0	1-3	5-7-12	-	-	1	1	-	7
Jan. 2	WKU*	14-1	4	0-1	0-0	0-0	0-0-0	-	-	-	-	-	-
Jan. 6	at UTEP*	15-1	11	1-1	0-0	3-4	1-3-4	1	-	-	-	-	5
Jan. 8	at UTSA*	16-1	11	2-4	0-0	0-0	0-0-0	3	-	2	-	-	4
Jan. 13	SOUTHERN MISS*	17-1	10	2-4	0-0	0-2	3-1-4	3	-	2	2	-	4
Jan. 16	at Southern Miss*	18-1	12	2-3	0-0	0-0	2-1-3	1	-	-	1	-	4
Jan. 22	UAB*	19-1	8	1-1	0-0	0-0	3-1-4	1	1	1	-	-	2
Jan. 27	RICE*	20-1	5	0-0	0-0	0-0	0-2-2	2	-	-	-	-	-
Jan. 29	NORTH TEXAS*	21-1	4	0-0	0-0	0-0	0-1-1	-	-	1	-	-	-
Feb. 3	at Florida Atlantic*	22-1	3	0-1	0-0	0-0	1-0-1	-	-	1	-	-	-
Feb. 5	at FIU*	23-1	10	0-2	0-0	0-0	0-1-1	1	-	-	-	-	-
Feb. 10	at Charlotte*	24-1	12	1-2	0-0	0-0	2-0-2	-	-	-	-	1	2
Feb. 17	UTEP*	25-1	6	1-3	0-0	0-0	0-1-1	1	1	-	-	-	2
Feb. 19	UTSA*												
Feb. 24	at Rice*												
Feb. 26	at North Texas*												
March 2	OLD DOMINION*												
March 6	at UAB*												



CAREER STATS

YEAR	GP	GS	MIN	AVG.	FG	FGA	PCT.	3FG	3FGA	PCT.	FT	FTA	PCT.	Rebounds			AVG	PF	FO	A	TO	BLK	STL	PTS	AVG
														OFF	DEF	TOTAL									
2021-22	25	1	282	11.3	43	68	63%	0	0	0%	9	15	60%	35	38	73	2.9	37	0	6	20	13	4	95	3.8
2020-21	10	0	35	3.5	8	17	47%	1	1	100%	0	2	0%	9	3	12	1.2	4	0	0	4	5	0	17	1.7
TOTAL	35	1	317	9.1	51	85	60%	1	1	100%	9	17	53%	44	41	85	2.4	41	0	6	24	18	4	112	3.2



**KENNETH "JUNIOR"
LOFTON, JR.** **2**
FRESHMAN / FORWARD
6-7 / 275 / PORT ARTHUR, TEXAS
PORT ARTHUR MEMORIAL HS

CAREER HIGHS

Points
36 at NC State, 11/27/21
Field Goals
14 at NC State, 11/27/21
Field Goal Attempts
25 at Santa Clara, 12/4/21
3-Point Field Goals
1 vs. UL-Lafayette, 12/11/21
3-Point Field Goal Attempts
2 two times (last vs. UL-Lafayette, 12/11/21)
Rebounds
18 at UTEP, 1/6/22
Assists
7 at FIU, 2/5/22
Blocks
4 vs. Jarvis Christian, 11/15/21
Steals
4 three times (last at Charlotte, 2/10/22)
Minutes
36 vs. WKU, 1/1/22

SEASON HIGHS

Points
36 at NC State, 11/27/21
Field Goals
14 at NC State, 11/27/21
Field Goal Attempts
25 at Santa Clara, 12/4/21
3-Point Field Goals
1 vs. UL-Lafayette, 12/11/21
3-Point Field Goal Attempts
2 two times (last vs. UL-Lafayette, 12/11/21)
Rebounds
18 at UTEP, 1/6/22
Assists
7 at FIU, 2/5/22
Blocks
4 vs. Jarvis Christian, 11/15/21
Steals
4 two times (last at Charlotte, 2/10/22)
Minutes
36 vs. WKU, 1/1/22

GAME-BY-GAME STATS

DATE	OPPONENT	GP-GS	MIN	FG	3FG	FT	O-D-T	PF	A	TO	B	S	TP
Nov. 9	at #14 Alabama	1-1	20	5-11	0-2	2-7	5-4-9	2	-	-	-	-	12
Nov. 12	JACKSON STATE	2-2	29	4-7	0-1	5-7	3-4-7	2	1	3	-	1	13
Nov. 15	JARVIS CHRISTIAN	3-3	23	3-6	0-0	6-10	3-9-12	2	2	1	4	1	12
Nov. 19	at Northwestern State	4-4	25	7-10	0-1	3-4	5-6-11	3	1	1	2	1	17
Nov. 24	ULM	5-5	29	6-10	0-0	7-10	6-12	3	3	4	1	1	19
Nov. 27	at NC State	6-6	33	14-19	0-0	8-11	8-17	4	4	3	1	1	36
Dec. 1	TEXAS SOUTHERN	7-7	21	7-12	0-1	1-2	3-4-7	1	2	3	1	1	15
Dec. 4	at Santa Clara	8-8	29	13-25	0-1	5-5	6-8-14	3	1	3	1	-	31
Dec. 11	UL-LAFAYETTE	9-9	24	7-10	1-2	2-3	2-8-10	3	1	2	-	1	17
Dec. 14	LSU-SHREVEPORT						DNP						
Dec. 18	vs. LSU	10-10	27	6-9	0-0	1-3	4-3-7	4	2	2	-	2	13
Dec. 22	CROWLEY'S RIDGE	11-11	16	7-11	0-1	0-0	1-4-5	1	-	1	2	1	14
Dec. 30	MARSHALL*	12-12	15	3-5	0-2	1-1	0-6-6	2	2	3	1	2	7
Jan. 2	WKU*	13-13	36	6-15	0-0	10-14	4-7-11	2	3	3	1	-	22
Jan. 6	at UTEP*	14-14	28	5-12	0-0	1-3	4-14-18	3	1	4	1	2	11
Jan. 8	at UTSA*	15-15	27	5-14	0-1	2-6	6-10-16	3	5	-	1	1	12
Jan. 13	SOUTHERN MISS*	16-16	24	3-6	0-0	1-1	2-8-10	1	3	3	1	2	7
Jan. 16	at Southern Miss*	17-17	25	10-16	0-0	3-3	1-5-6	4	3	5	1	3	23
Jan. 22	UAB*	18-18	32	8-12	0-0	8-14	3-9-12	2	3	6	-	-	24
Jan. 27	RICE*	19-19	25	9-17	0-0	1-1	4-9-13	2	2	1	1	-	19
Jan. 29	NORTH TEXAS*	20-20	34	5-11	0-0	10-12	2-9-11	2	4	2	1	2	20
Feb. 3	at Florida Atlantic*	21-21	30	5-12	0-0	6-8	5-9-14	5	6	5	-	4	16
Feb. 5	at FIU*	22-22	30	6-13	0-1	9-11	4-9-13	2	7	3	-	-	21
Feb. 10	at Charlotte*	23-23	28	5-9	1-1	7-7	1-4-5	3	4	2	1	4	18
Feb. 17	UTEP*	24-24	32	5-9	1-1	1-6	4-12-16	2	3	5	-	1	12
Feb. 19	UTSA*												
Feb. 24	at Rice*												
Feb. 26	at North Texas*												
March 2	OLD DOMINION*												
March 6	at UAB*												



CAREER STATS

YEAR	GP	GS	MIN	AVG.	FG	FGA	PCT.	3FG	3FGA	PCT.	FT	FTA	PCT.	Rebounds			AVG	PF	FO	A	TO	BLK	STL	PTS	AVG
														OFF	DEF	TOTAL									
2021-22	24	24	642	26.8	154	281	55%	3	15	20%	100	149	67%	86	176	262	10.9	61	1	63	65	21	31	411	17.1
2020-21	32	28	729	22.8	147	260	57%	0	0	0%	93	156	60%	80	161	241	7.5	80	2	47	78	23	33	387	12.1
TOTAL	56	52	1371	24.5	301	541	56%	3	15	20%	193	305	63%	166	337	503	9.0	141	3	110	143	44	64	798	14.3



BEN PONDER **10**
 FRESHMAN / GUARD
 6-3 / 195 / SHREVEPORT, LA.
 CALVARY BAPTIST ACADEMY

CAREER HIGHS

Points
 4 vs. Crowley's Ridge, 12/22/21
Field Goals
 2 vs. Crowley's Ridge, 12/22/21
Field Goal Attempts
 4 vs. Crowley's Ridge, 12/22/21
3-Point Field Goals
 1 vs. Southern Miss, 1/13/22
3-Point Field Goal Attempts
 2 vs. Crowley's Ridge, 12/22/21
Rebounds

Assists

Blocks

Steals

Minutes
 6 vs. Crowley's Ridge, 12/22/21

SEASON HIGHS

Points
 4 vs. Crowley's Ridge, 12/22/21
Field Goals
 2 vs. Crowley's Ridge, 12/22/21
Field Goal Attempts
 4 vs. Crowley's Ridge, 12/22/21
3-Point Field Goals
 1 vs. Southern Miss, 1/13/22
3-Point Field Goal Attempts
 2 vs. Crowley's Ridge, 12/22/21
Rebounds

Assists

Blocks

Steals

Minutes
 6 vs. Crowley's Ridge, 12/22/21

GAME-BY-GAME STATS

DATE	OPPONENT	GP-GS	MIN	FG	3FG	FT	O-D-T	PF	A	TO	B	S	TP
Nov. 9	at #14 Alabama	1-0	2	0-1	0-1	0-0	0-0-0	-	-	-	-	-	-
Nov. 12	JACKSON STATE				DNP								
Nov. 15	JARVIS CHRISTIAN	2-0	2	0-0	0-0	0-0	0-0-0	-	-	1	-	-	-
Nov. 19	at Northwestern State	3-0	1	0-0	0-0	0-0	0-0-0	-	-	-	-	-	-
Nov. 24	ULM				DNP								
Nov. 27	at NC State				DNP								
Dec. 1	TEXAS SOUTHERN	4-0	2	0-1	0-0	0-0	0-0-0	-	-	-	-	-	-
Dec. 4	at Santa Clara				DNP								
Dec. 11	UL-LAFAYETTE				DNP								
Dec. 14	LSU-SHREVEPORT				DNP								
Dec. 18	vs. LSU				DNP								
Dec. 22	CROWLEY'S RIDGE	5-0	6	2-4	0-2	0-0	0-0-0	-	-	-	-	-	4
Dec. 30	MARSHALL*				DNP								
Jan. 2	WKU*				DNP								
Jan. 6	at UTEP*				DNP								
Jan. 8	at UTSA*				DNP								
Jan. 13	SOUTHERN MISS*	6-0	4	1-1	1-1	0-0	0-0-0	-	-	1	-	-	3
Jan. 16	at Southern Miss*				DNP								
Jan. 22	UAB*				DNP								
Jan. 27	RICE*				DNP								
Jan. 29	NORTH TEXAS*				DNP								
Feb. 3	at Florida Atlantic*				DNP								
Feb. 5	at FIU*				DNP								
Feb. 10	at Charlotte*				DNP								
Feb. 17	UTEP*				DNP								
Feb. 19	UTSA*												
Feb. 24	at Rice*												
Feb. 26	at North Texas*												
March 2	OLD DOMINION*												
March 6	at UAB*												



CAREER STATS

YEAR	GP	GS	MIN	AVG.	FG	FGA	PCT.	3FG	3FGA	PCT.	FT	FTA	PCT.	Rebounds			AVG	PF	FO	A	TO	BLK	STL	PTS	AVG
														OFF	DEF	TOTAL									
2021-22	6	0	17	2.8	3	7	43%	1	4	25%	0	0	0%	0	0	0	0.0	0	0	0	2	0	0	7	1.2
TOTAL	6	0	17	2.8	3	7	43%	1	4	25%	0	0	0%	0	0	0	0.0	0	0	0	2	0	0	7	1.2



KALEB STEWART

FRESHMAN / GUARD
6-3 / 180 / ATASCOCITA, TEXAS
ATASCOCITA HS

4

CAREER HIGHS

- Points**
12 vs. LSU-Shreveport, 12/14/21
- Field Goals**
5 vs. LSU-Shreveport, 12/14/21
- Field Goal Attempts**
8 vs. Jarvis Christian, 11/15/21
- 3-Point Field Goals**
2 three times (last at UTEP, 1/6/22)
- 3-Point Field Goal Attempts**
4 vs. Jackson State, 11/12/21
- Rebounds**
4 vs. Jarvis Christian, 11/15/21
- Assists**
2 seven times (last at FIU, 2/5/22)
- Blocks**

- Steals**
2 vs. Jackson State, 11/12/21
- Minutes**
23 vs. Texas Southern, 12/1/21

SEASON HIGHS

- Points**
12 vs. LSU-Shreveport, 12/14/21
- Field Goals**
5 vs. LSU-Shreveport, 12/14/21
- Field Goal Attempts**
8 vs. Jarvis Christian, 11/15/21
- 3-Point Field Goals**
2 three times (last at UTEP, 1/6/22)
- 3-Point Field Goal Attempts**
4 vs. Jackson State, 11/12/21
- Rebounds**
4 vs. Jarvis Christian, 11/15/21
- Assists**
2 seven times (last at FIU, 2/5/22)
- Blocks**

- Steals**
2 vs. Jackson State, 11/12/21
- Minutes**
23 vs. Texas Southern, 12/1/21

GAME-BY-GAME STATS

DATE	OPPONENT	GP-GS	MIN	FG	3FG	FT	O-D-T	PF	A	TO	B	S	TP
Nov. 9	at #14 Alabama	1-0	8	1-2	1-1	0-0	0-1-1	2	-	-	-	1	3
Nov. 12	JACKSON STATE	2-0	14	3-6	1-4	1-1	0-1-1	1	-	1	-	2	8
Nov. 15	JARVIS CHRISTIAN	3-0	21	2-8	0-3	2-2	0-4-4	-	2	1	-	1	6
Nov. 19	at Northwestern State	4-0	3	1-1	1-1	0-0	0-0-0	-	-	-	-	-	3
Nov. 24	ULM	5-0	8	1-2	0-1	0-0	0-0-0	-	-	-	-	-	2
Nov. 27	at NC State	6-0	17	4-5	2-3	0-0	0-0-0	2	1	-	-	-	10
Dec. 1	TEXAS SOUTHERN	7-0	23	2-6	0-3	0-0	0-0-0	1	2	-	-	-	4
Dec. 4	at Santa Clara	8-0	14	3-5	1-2	1-1	0-0-0	-	2	1	-	-	8
Dec. 11	UL-LAFAYETTE	9-0	18	3-4	0-1	1-1	0-0-0	-	-	1	-	-	7
Dec. 14	LSU-SHREVEPORT	10-0	21	5-7	2-2	0-0	0-1-1	2	2	-	-	-	12
Dec. 18	vs. LSU	11-0	9	0-2	0-2	0-0	0-0-0	-	2	1	-	1	-
Dec. 22	CROWLEY'S RIDGE												
Dec. 30	MARSHALL*	12-0	13	1-4	0-2	0-0	0-1-1	-	1	-	-	-	2
Jan. 2	WKU*	13-0	18	1-3	1-3	0-0	0-0-0	1	2	-	-	-	3
Jan. 6	at UTEP*	14-0	14	2-3	2-3	0-0	0-0-0	-	-	1	-	-	6
Jan. 8	at UTSA*	15-0	14	1-4	0-2	0-0	0-0-0	-	-	1	-	1	2
Jan. 13	SOUTHERN MISS*												
Jan. 16	at Southern Miss*												
Jan. 22	UAB*	16-0	8	0-2	0-2	2-2	0-0-0	-	1	-	-	-	2
Jan. 27	RICE*	17-0	10	0-2	0-0	0-0	0-0-0	-	-	-	-	-	-
Jan. 29	NORTH TEXAS*	18-0	3	1-1	1-1	0-0	0-0-0	2	-	-	-	-	3
Feb. 3	at Florida Atlantic*	19-0	6	1-2	0-1	0-0	0-0-0	-	-	-	-	-	2
Feb. 5	at FIU*	20-0	8	1-4	1-2	0-0	0-1-1	-	2	1	-	1	3
Feb. 10	at Charlotte*	21-0	7	0-1	0-1	0-0	0-0-0	-	-	-	-	-	-
Feb. 17	UTEP*	22-0	9	0-1	0-0	0-0	0-0-0	-	-	1	-	-	-
Feb. 19	UTSA*												
Feb. 24	at Rice*												
Feb. 26	at North Texas*												
March 2	OLD DOMINION*												
March 6	at UAB*												



CAREER STATS

YEAR	GP	GS	MIN	AVG.	FG	FGA	PCT.	3FG	3FGA	PCT.	FT	FTA	PCT.	Rebounds			AVG	PF	FO	A	TO	BLK	STL	PTS	AVG
														OFF	DEF	TOTAL									
2021-22	22	0	266	12.1	33	75	44%	13	40	33%	7	7	100%	0	9	9	0.4	11	0	17	9	0	7	86	3.9
TOTAL	22	0	266	12.1	33	75	44%	13	40	33%	7	7	100%	0	9	9	0.4	11	0	17	9	0	7	86	3.9



STACEY THOMAS
13
 JUNIOR / FORWARD
 6-8 / 225 / HOUSTON, TEXAS
 FORTBEND CHRISTIAN HOME SCHOOL

CAREER HIGHS

Points
 10 vs. Our Lady of the Lake, 3/3/21
Field Goals
 4 vs. Our Lady of the Lake, 3/3/21
Field Goal Attempts
 6 vs. Tougaloo, 11/20/18
3-Point Field Goals

3-Point Field Goal Attempts
 1 vs. Tougaloo, 11/20/18
Rebounds
 6 vs. Our Lady of the Lake, 3/3/21
Assists
 1 seven times (last vs. Crowley's Ridge, 12/22/21)
Blocks
 3 two times (last at FIU, 3/3/19)
Steals
 1 five times (last vs. Rice, 1/27/22)
Minutes
 22 vs. Our Lady of the Lake, 3/3/21

SEASON HIGHS

Points
 6 two times (last vs. Rice, 1/27/22)
Field Goals
 3 vs. Crowley's Ridge, 12/22/21
Field Goal Attempts
 3 two times (last vs. Rice, 1/27/22)
3-Point Field Goals

3-Point Field Goal Attempts

Rebounds
 5 vs. Crowley's Ridge, 12/22/21
Assists
 1 vs. Crowley's Ridge, 12/22/21
Blocks
 1 vs. Crowley's Ridge, 12/22/21
Steals
 1 vs. Rice, 1/27/22
Minutes
 14 vs. Crowley's Ridge, 12/22/21

GAME-BY-GAME STATS

DATE	OPPONENT	GP-GS	MIN	FG	3FG	FT	O-D-T	PF	A	TO	B	S	TP
Nov. 9	at #14 Alabama												
Nov. 12	JACKSON STATE												
Nov. 15	JARVIS CHRISTIAN												
Nov. 19	at Northwestern State												
Nov. 24	ULM												
Nov. 27	at NC State												
Dec. 1	TEXAS SOUTHERN												
Dec. 4	at Santa Clara												
Dec. 11	UL-LAFAYETTE												
Dec. 14	LSU-SHREVEPORT												
Dec. 18	vs. LSU												
Dec. 22	CROWLEY'S RIDGE	1-0	14	3-3	0-0	0-4	2-3-5	-	1	-	1	-	6
Dec. 30	MARSHALL*	2-0	3	0-0	0-0	0-0	0-0-0	-	-	-	-	-	-
Jan. 2	WKU*												
Jan. 6	at UTEP*												
Jan. 8	at UTSA*	3-0	2	0-0	0-0	0-0	0-1-1	-	-	-	-	-	-
Jan. 13	SOUTHERN MISS*	4-0	8	1-1	0-0	0-0	2-0-2	-	-	-	-	-	2
Jan. 16	at Southern Miss*	5-0	3	0-0	0-0	0-0	1-1-2	1	-	-	-	-	-
Jan. 22	UAB*												
Jan. 27	RICE*	6-0	9	2-3	0-0	2-2	1-0-1	1	-	-	-	1	6
Jan. 29	NORTH TEXAS*	7-0	2	0-1	0-0	0-0	0-0-0	1	-	-	-	-	-
Feb. 3	at Florida Atlantic*	8-0	8	0-0	0-0	0-0	0-0-0	1	-	1	-	-	-
Feb. 5	at FIU*												
Feb. 10	at Charlotte*												
Feb. 17	UTEP*	9-0	2	0-0	0-0	0-0	1-0-1	-	-	-	-	-	-
Feb. 19	UTSA*												
Feb. 24	at Rice*												
Feb. 26	at North Texas*												
March 2	OLD DOMINION*												
March 6	at UAB*												



CAREER STATS

YEAR	GP	GS	MIN	AVG.	FG	FGA	PCT.	3FG	3FGA	PCT.	FT	FTA	PCT.	Rebounds			AVG	PF	FO	A	TO	BLK	STL	PTS	AVG
														OFF	DEF	TOTAL									
2021-22	9	0	51	5.7	6	8	75%	0	0	0%	2	6	33%	7	5	12	1.3	4	0	1	1	1	1	14	1.6
2020-21	21	2	122	5.8	11	21	52%	0	0	0%	4	10	40%	11	9	20	1.0	24	0	2	6	3	2	26	1.2
2019-20	16	0	76	4.8	7	10	70%	0	0	0%	2	4	50%	5	14	19	1.2	12	0	2	4	2	0	16	1.0
2018-19	22	0	174	7.9	12	21	57%	0	1	0%	5	16	31%	10	20	30	1.4	17	0	2	7	6	2	29	1.3
TOTAL	68	2	423	6.2	36	60	60%	0	1	0%	13	36	36%	33	48	81	1.2	57	0	7	18	12	5	85	1.3



COBE WILLIAMS **24**
 SOPHOMORE / GUARD
 6-0 / 180 / DALLAS, TEXAS
 KIMBALL HS

CAREER HIGHS

Points
 22 vs. Marshall, 12/30/21
Field Goals
 9 vs. Marshall, 12/30/21
Field Goal Attempts
 16 two times (last vs. UTEP, 2/17/22)
3-Point Field Goals
 5 at UTSA, 1/8/22
3-Point Field Goal Attempts
 8 two times (last vs. Southern Miss, 1/13/22)
Rebounds
 9 at WKU, 2/27/20
Assists
 8 two times (last vs. TSU, 12/1/21)
Blocks
 2 vs. Rice, 2/27/21
Steals
 3 eleven times (last vs. Marshall, 12/30/21)
Minutes
 37 vs. North Texas, 1/29/22

SEASON HIGHS

Points
 22 vs. Marshall, 12/30/21
Field Goals
 9 vs. Marshall, 12/30/21
Field Goal Attempts
 16 two times (last vs. UTEP, 2/17/22)
3-Point Field Goals
 5 at UTSA, 1/8/22
3-Point Field Goal Attempts
 8 two times (last vs. Southern Miss, 1/13/22)
Rebounds
 7 vs. UL-Lafayette, 12/11/21
Assists
 8 two times (last vs. TSU, 12/1/21)
Blocks

Steals
 3 four times (last vs. Marshall, 12/30/21)
Minutes
 37 vs. North Texas, 1/29/22

GAME-BY-GAME STATS

DATE	OPPONENT	GP-GS	MIN	FG	3FG	FT	O-D-T	PF	A	TO	B	S	TP
Nov. 9	at #14 Alabama	1-1	19	0-2	0-0	0-2	0-0-0	2	2	2	-	-	-
Nov. 12	JACKSON STATE	2-2	32	2-6	0-1	3-4	0-4-4	1	3	3	-	3	7
Nov. 15	JARVIS CHRISTIAN	3-3	26	1-4	0-2	0-0	0-5-5	2	6	4	-	1	2
Nov. 19	at Northwestern State	4-4	31	4-9	1-5	0-0	0-1-1	1	8	2	-	-	9
Nov. 24	ULM	5-5	33	4-7	1-2	5-6	0-3-3	1	4	2	-	3	14
Nov. 27	at NC State	6-6	23	1-8	0-2	0-0	1-2-3	4	2	2	-	-	2
Dec. 1	TEXAS SOUTHERN	7-7	16	1-4	1-4	0-0	0-5-5	3	8	1	-	-	3
Dec. 4	at Santa Clara	8-8	26	1-8	0-3	2-2	2-0-2	1	3	1	-	2	4
Dec. 11	UL-LAFAYETTE	9-9	33	6-8	1-2	7-8	1-6-7	-	3	3	-	3	20
Dec. 14	LSU-SHREVEPORT	10-10	34	4-13	1-6	2-3	1-2-3	1	5	2	-	1	11
Dec. 18	vs. LSU	11-11	35	2-11	0-5	3-4	0-3-3	3	-	3	-	1	7
Dec. 22	CROWLEY'S RIDGE	12-12	22	4-4	0-0	2-2	0-2-2	-	3	1	-	1	10
Dec. 30	MARSHALL*	13-13	31	9-16	2-7	2-2	1-2-3	1	2	1	-	3	22
Jan. 2	WKU*	14-14	29	7-10	4-7	0-1	0-5-5	4	2	2	-	-	18
Jan. 6	at UTEP*	15-15	31	5-11	1-4	6-6	1-2-3	1	2	4	-	2	17
Jan. 8	at UTSA*	16-16	26	5-9	5-8	0-0	0-1-1	3	3	-	-	1	15
Jan. 13	SOUTHERN MISS*	17-17	29	4-12	3-8	1-2	2-2-4	1	7	3	-	-	12
Jan. 16	at Southern Miss*	18-18	33	2-8	2-5	6-6	0-5-5	2	4	2	-	-	12
Jan. 22	UAB*	19-19	31	0-6	0-4	3-5	0-2-2	4	3	4	-	1	3
Jan. 27	RICE*	20-20	30	6-11	3-6	2-2	0-4-4	2	2	2	-	1	17
Jan. 29	NORTH TEXAS*	21-21	37	2-9	0-2	5-7	1-1-2	2	3	5	-	2	9
Feb. 3	at Florida Atlantic*	22-22	29	4-8	2-4	3-6	0-2-2	4	4	1	-	-	13
Feb. 5	at FIU*	23-23	32	2-8	1-4	4-6	1-2-3	-	4	2	-	2	9
Feb. 10	at Charlotte*	24-24	32	4-14	1-5	6-7	2-3-5	3	1	-	-	-	15
Feb. 17	UTEP*	25-25	31	6-16	1-5	6-7	0-4-4	4	1	4	-	-	19
Feb. 19	UTSA*												
Feb. 24	at Rice*												
Feb. 26	at North Texas*												
March 2	OLD DOMINION*												
March 6	at UAB*												



CAREER STATS

YEAR	GP	GS	MIN	AVG.	FG	FGA	PCT.	3FG	3FGA	PCT.	FT	FTA	PCT.	Rebounds			AVG	PF	FO	A	TO	BLK	STL	PTS	AVG
														OFF	DEF	TOTAL									
2021-22	25	25	731	29.2	86	222	39%	30	101	30%	68	88	77%	13	68	81	3.2	50	0	85	56	0	27	270	10.8
2020-21	31	26	820	26.5	89	201	44%	30	90	33%	59	79	75%	9	86	95	3.1	62	1	84	58	7	34	267	8.6
2019-20	29	0	436	15.0	47	118	40%	12	48	25%	19	27	70%	9	55	64	2.2	51	0	32	30	0	18	125	4.3
TOTAL	85	51	1987	23.4	222	541	41%	72	239	30%	146	194	75%	31	209	240	2.8	163	1	201	144	7	79	662	7.8



TERRAN WILLIAMS

FRESHMAN / GUARD
6-5 / 200 / MARIANNA, ARK.
MARIANNA LEE HS

5

CAREER HIGHS

- Points**
11 vs. Jarvis Christian, 11/15/21
- Field Goals**
5 vs. Crowley's Ridge, 12/22/21
- Field Goal Attempts**
9 vs. Crowley's Ridge, 12/22/21
- 3-Point Field Goals**
3 vs. Jarvis Christian, 11/15/21
- 3-Point Field Goal Attempts**
4 vs. Jarvis Christian, 11/15/21
- Rebounds**
7 vs. Crowley's Ridge, 12/22/21
- Assists**
2 vs. Crowley's Ridge, 12/22/21
- Blocks**

- Steals**

- Minutes**
24 vs. Crowley's Ridge, 12/22/21

SEASON HIGHS

- Points**
11 vs. Jarvis Christian, 11/15/21
- Field Goals**
5 vs. Crowley's Ridge, 12/22/21
- Field Goal Attempts**
9 vs. Crowley's Ridge, 12/22/21
- 3-Point Field Goals**
3 vs. Jarvis Christian, 11/15/21
- 3-Point Field Goal Attempts**
4 vs. Jarvis Christian, 11/15/21
- Rebounds**
7 vs. Crowley's Ridge, 12/22/21
- Assists**
2 vs. Crowley's Ridge, 12/22/21
- Blocks**

- Steals**

- Minutes**
24 vs. Crowley's Ridge, 12/22/21

GAME-BY-GAME STATS

DATE	OPPONENT	GP-GS	MIN	FG	3FG	FT	O-D-T	PF	A	TO	B	S	TP
Nov. 9	at #14 Alabama	1-0	6	0-1	0-1	1-3	0-0-0	1	-	1	-	-	1
Nov. 12	JACKSON STATE					DNP							
Nov. 15	JARVIS CHRISTIAN	2-0	8	4-5	3-4	0-0	0-0-0	-	-	-	-	-	11
Nov. 19	at Northwestern State	3-0	3	0-0	0-0	2-2	0-0-0	1	1	1	-	-	2
Nov. 24	ULM	4-0	6	2-3	2-3	0-0	0-0-0	2	-	-	-	-	6
Nov. 27	at NC State					DNP							
Dec. 1	TEXAS SOUTHERN	5-0	7	1-3	1-3	2-2	0-0-0	1	-	-	-	-	5
Dec. 4	at Santa Clara	6-0	3	0-1	0-1	0-0	0-0-0	2	-	-	-	-	-
Dec. 11	UL-LAFAYETTE	7-0	7	0-2	0-2	0-0	0-0-0	-	-	1	-	-	-
Dec. 14	LSU-SHREVEPORT	8-0	13	1-4	1-3	0-0	0-3-3	1	-	-	-	-	3
Dec. 18	vs. LSU					DNP							
Dec. 22	CROWLEY'S RIDGE	9-0	24	5-9	0-3	0-0	1-6-7	-	2	-	-	-	10
Dec. 30	MARSHALL*	10-0	2	0-1	0-1	0-0	0-1-1	-	-	-	-	-	-
Jan. 2	WKU*	11-0	0+	0-0	0-0	0-0	0-0-0	-	-	-	-	-	-
Jan. 6	at UTEP*					DNP							
Jan. 8	at UTSA*	12-0	2	0-1	0-1	0-0	0-0-0	-	-	-	-	-	-
Jan. 13	SOUTHERN MISS*	13-0	6	0-1	0-1	0-0	1-1-2	1	-	1	-	-	-
Jan. 16	at Southern Miss*					DNP							
Jan. 22	UAB*					DNP							
Jan. 27	RICE*	14-0	1	0-0	0-0	0-0	0-0-0	-	-	-	-	-	-
Jan. 29	NORTH TEXAS*					DNP							
Feb. 3	at Florida Atlantic*					DNP							
Feb. 5	at FIU*					DNP							
Feb. 10	at Charlotte*					DNP							
Feb. 17	UTEP*					DNP							
Feb. 19	UTSA*					DNP							
Feb. 24	at Rice*					DNP							
Feb. 26	at North Texas*					DNP							
March 2	OLD DOMINION*					DNP							
March 6	at UAB*					DNP							



CAREER STATS

YEAR	GP	GS	MIN	AVG.	FG	FGA	PCT.	3FG	3FGA	PCT.	FT	FTA	PCT.	Rebounds			AVG	PF	FO	A	TO	BLK	STL	PTS	AVG
														OFF	DEF	TOTAL									
2021-22	14	0	88	6.3	13	31	42%	7	23	30%	5	7	71%	2	11	13	0.9	9	0	3	4	0	0	38	2.7
TOTAL	14	0	88	6.3	13	31	42%	7	23	30%	5	7	71%	2	11	13	0.9	9	0	3	4	0	0	38	2.7



KEASTON WILLIS

SOPHOMORE / GUARD
6-3 / 190 / SULPHUR SPRINGS, TEXAS
INCARNATE WORD



CAREER HIGHS

- Points**
34 vs. McMurry, 12/31/20
- Field Goals**
11 at Central Arkansas, 12/18/19
- Field Goal Attempts**
21 two times (last vs. McMurry, 12/31/20)
- 3-Point Field Goals**
7 two times (last vs. ULM, 11/24/21)
- 3-Point Field Goal Attempts**
15 vs. McNeese State, 2/19/20
- Rebounds**
9 vs. McMurry, 12/31/20
- Assists**
6 two times (last vs. NSU, 1/6/21)
- Blocks**
1 seven times (last vs. UTEP, 2/17/22)
- Steals**
3 four times (last vs. WKU, 1/1/22)
- Minutes**
44 vs. Abilene Christian, 3/7/20

SEASON HIGHS

- Points**
22 vs. ULM, 11/24/21
- Field Goals**
8 vs. Marshall, 12/30/21
- Field Goal Attempts**
16 vs. Southern Miss, 1/13/22
- 3-Point Field Goals**
7 vs. ULM, 11/24/21
- 3-Point Field Goal Attempts**
12 two times (last vs. LSU, 12/18/21)
- Rebounds**
7 three times (last vs. Crowley's Ridge, 12/22/21)
- Assists**
4 three times (last vs. WKU, 1/1/22)
- Blocks**
1 four times (last vs. UTEP, 2/17/22)
- Steals**
3 vs. WKU, 1/1/22
- Minutes**
35 two times (last at FIU, 2/5/22)

GAME-BY-GAME STATS

DATE	OPPONENT	GP-GS	MIN	FG	3FG	FT	O-D-T	PF	A	TO	B	S	TP
Nov. 9	at #14 Alabama	1-0	26	6-12	3-8	1-2	1-2-3	-	1	-	-	-	16
Nov. 12	JACKSON STATE	2-0	22	0-8	0-4	1-2	1-3-4	1	4	-	1	1	1
Nov. 15	JARVIS CHRISTIAN	3-0	21	6-10	5-7	2-3	0-4-4	-	1	-	-	-	19
Nov. 19	at Northwestern State	4-1	30	5-10	3-6	2-2	1-6-7	-	1	3	-	1	15
Nov. 24	ULM	5-2	32	7-14	7-12	1-1	0-3-3	3	4	1	-	1	22
Nov. 27	at NC State	6-3	34	1-8	1-7	4-4	1-2-3	1	2	5	-	2	7
Dec. 1	TEXAS SOUTHERN	7-4	25	2-7	1-4	0-0	0-5-5	-	2	-	-	1	5
Dec. 4	at Santa Clara	8-5	25	3-8	2-4	0-0	1-4-5	5	-	-	-	2	8
Dec. 11	UL-LAFAYETTE	9-6	26	1-7	1-4	4-5	0-2-2	1	-	-	-	-	7
Dec. 14	LSU-SHREVEPORT	10-7	22	2-9	1-6	1-1	0-3-3	-	1	-	-	1	6
Dec. 18	vs. LSU	11-8	35	3-14	3-12	0-1	0-7-7	1	1	1	-	-	9
Dec. 22	CROWLEY'S RIDGE	12-9	19	4-8	3-7	2-2	1-6-7	2	3	2	-	-	13
Dec. 30	MARSHALL*	13-10	27	8-14	4-9	0-1	0-3-3	1	-	1	1	1	20
Jan. 2	WKU*	14-11	31	4-13	3-11	0-0	0-1-1	3	4	1	-	3	11
Jan. 6	at UTEP*	15-12	27	1-7	1-5	1-2	0-3-3	-	-	1	-	2	4
Jan. 8	at UTSA*	16-13	27	1-8	1-5	0-0	1-4-5	2	3	1	1	1	3
Jan. 13	SOUTHERN MISS*	17-14	29	8-16	4-10	1-1	0-2-2	1	1	-	-	2	21
Jan. 16	at Southern Miss*	18-15	33	5-10	4-8	0-0	2-4-6	1	2	-	-	-	14
Jan. 22	UAB*	19-16	31	4-8	2-5	1-3	0-1-1	-	1	1	-	2	11
Jan. 27	RICE*	20-17	29	4-11	2-5	0-0	0-1-1	1	1	1	-	2	10
Jan. 29	NORTH TEXAS*	21-18	34	4-7	4-5	0-0	0-2-2	1	-	1	-	1	12
Feb. 3	at Florida Atlantic*	22-19	34	5-14	2-8	0-0	0-1-1	2	-	-	-	1	12
Feb. 5	at FIU*	23-20	35	7-12	5-8	0-0	1-2-3	1	1	-	-	-	19
Feb. 10	at Charlotte*	24-21	32	5-10	3-6	3-4	0-2-2	2	2	1	-	-	16
Feb. 17	UTEP*	25-22	31	2-8	2-5	3-6	0-2-2	4	1	1	1	1	9
Feb. 19	UTSA*												
Feb. 24	at Rice*												
Feb. 26	at North Texas*												
March 2	OLD DOMINION*												
March 6	at UAB*												



CAREER STATS

YEAR	GP	GS	MIN	AVG.	FG	FGA	PCT.	3FG	3FGA	PCT.	FT	FTA	PCT.	Rebounds			AVG	PF	FO	A	TO	BLK	STL	PTS	AVG
														OFF	DEF	TOTAL									
2021-22	25	22	717	28.7	98	253	39%	67	171	39%	27	40	68%	10	75	85	3.4	33	1	36	21	4	25	290	11.6
2020-21*	20	20	676	33.8	125	294	43%	41	112	37%	88	116	76%	10	80	90	4.5	39	0	42	52	1	24	379	19.0
2019-20	31	27	956	30.8	133	358	37%	81	232	35%	65	85	77%	14	70	84	2.7	54	0	31	41	2	24	412	13.3
TOTAL	76	69	2349	30.9	356	905	39%	189	515	37%	180	241	75%	34	225	259	3.4	126	1	109	114	7	73	1081	14.2

* at Incarnate Word

2021-22 BOX SCORES

#14 ALABAMA 93, LOUISIANA TECH 64 GAME 1 • 11-9-21 • TUSCALOOSA, ALA.

##	Alabama	FG	3FG	FT	REB	PF	TP	A	T	B	S	Min
0	Gurley	f	1-7	1-4	0-0	0-1-1	4	3	2	3	0	1 20
10	Bediako	c	2-4	0-0	1-2	2-1-3	5	5	1	1	0	0 11
5	Shackelford	g	6-15	4-10	1-3	1-6-7	0	17	2	3	0	0 30
13	Quinerly	g	3-7	1-5	2-2	0-4-4	2	9	2	2	0	0 29
14	Ellis	g	5-7	3-4	5-5	2-7-9	1	18	3	1	1	3 31
1	Holt	g	0-2	0-2	0-0	0-1-1	0	0	0	0	0	0 4
2	Miles	4-4	3-3	0-0	0-3-3	3	11	0	0	0	1	16
3	Davison	3-4	1-2	5-7	2-4-6	0	12	6	2	0	1	26
4	Gary	6-10	0-3	0-0	5-5-10	1	12	1	0	0	3	21
12	Heard	0-0	0-0	0-0	0-0-0	0	0	0	0	0	0	1
15	Barnes	1-2	0-0	2-2	0-0-0	0	4	0	0	0	0	2
21	Johnson	0-0	0-0	0-0	1-1-2	0	0	0	0	0	0	1
22	Hylton	1-2	0-0	0-0	1-0-1	3	2	2	1	1	0	7
24	Quinerly	0-0	0-0	0-2	0-1-1	0	0	0	0	0	0	1
Team					2-1-3							1
Totals		32-64	13-33	16-23	16-35-51	19	93	19	14	2	9	200

FG's (1st Half: 19-36 52.8%; 2nd Half: 13-28 46.4%)
3FG's (1st Half: 8-18 44.4%; 2nd Half: 5-15 33.3%)
FT's (1st Half: 2-5 40.0%; 2nd Half: 14-18 77.8%)

##	LA Tech	FG	3FG	FT	REB	PF	TP	A	T	B	S	Min
2	Lofton, Jr.	f	5-11	0-2	2-7	5-4-9	2	12	0	0	0	0 20
22	Crawford	f	7-15	0-3	1-1	4-3-7	2	15	1	1	0	1 27
3	Archibald	g	1-6	1-3	0-0	0-3-3	1	3	2	2	0	0 24
21	Christon	g	1-3	0-1	0-0	0-0-0	0	2	3	1	0	1 20
24	Williams	g	0-2	0-0	0-2	0-0-0	2	0	2	2	0	0 19
0	Willis	6-12	3-8	1-2	1-2-3	0	16	1	0	0	0	26
1	Hunter	3-4	0-0	1-2	4-1-5	1	7	0	1	1	0	14
4	Stewart	1-2	1-1	0-0	0-1-1	2	3	0	0	0	1	8
5	Williams	0-1	0-1	1-3	0-0-0	1	1	0	1	0	0	6
10	Ponder	0-1	0-1	0-0	0-0-0	0	0	0	0	0	0	2
11	Bradford	0-2	0-1	0-0	0-4-4	3	0	1	1	0	0	17
23	Green	2-8	1-5	0-2	0-2-2	4	5	1	1	0	0	17
Team					2-1-3							1
Totals		26-67	6-26	6-19	16-21-37	18	64	11	11	1	3	200

FG's (1st Half: 13-32 40.6%; 2nd Half: 13-35 37.1%)
3FG's (1st Half: 3-14 21.4%; 2nd Half: 3-12 25.0%)
FT's (1st Half: 2-9 22.2%; 2nd Half: 4-10 40.0%)

Score by Periods	1st	2nd	Total
Louisiana Tech	31	33	64
#14 Alabama	48	45	93

LOUISIANA TECH 70, JACKSON STATE 68 GAME 2 • 11-12-21 • RUSTON, LA.

##	JSU	FG	3FG	FT	REB	PF	TP	A	T	B	S	Min
11	McKinnis	f	9-12	0-0	2-2	4-6-10	4	20	0	2	3	1 28
2	Evans	g	7-12	4-7	1-2	2-2-4	2	19	3	1	0	1 35
3	James	g	1-6	1-2	0-0	0-6-6	4	3	3	7	0	2 34
10	Taylor	g	2-2	0-0	0-0	0-4-4	3	4	3	1	0	1 17
13	Williams	g	3-7	0-1	1-2	1-1-2	4	7	1	1	0	0 29
1	Hicks	0-4	0-0	0-0	2-1-3	3	0	0	1	0	0	14
4	Young	1-6	1-4	0-0	0-3-3	0	3	0	1	0	0	12
12	Wilson	0-1	0-1	0-0	0-0-0	0	0	1	0	0	0	3
22	Moore	3-11	0-3	6-6	0-0-0	2	12	1	2	0	1	23
31	Lewis II	0-2	0-0	0-0	0-2-2	0	0	0	0	0	0	5
Team					3-1-4							1
Totals		26-63	6-18	10-12	12-26-38	22	68	12	17	3	6	200

FG's (1st Half: 12-31 38.7%; 2nd Half: 14-32 43.8%)
3FG's (1st Half: 2-8 25.0%; 2nd Half: 4-10 40.0%)
FT's (1st Half: 4-4 100.0%; 2nd Half: 6-8 75.0%)

##	LA Tech	FG	3FG	FT	REB	PF	TP	A	T	B	S	Min
2	Lofton, Jr.	f	4-7	0-1	5-7	3-4-7	2	13	1	3	0	1 29
22	Crawford	f	6-10	1-2	3-4	2-3-5	4	16	3	5	1	2 31
3	Archibald	g	3-8	2-4	3-4	0-2-2	2	11	0	0	1	28
21	Christon	g	1-4	0-2	0-0	0-1-1	2	2	0	1	1	0 24
24	Williams	g	2-6	0-1	3-4	0-4-4	1	7	3	3	0	3 32
0	Willis	0-8	0-4	1-2	1-3-4	1	4	0	1	1	0	22
1	Hunter	2-2	0-0	0-0	2-1-3	1	4	0	1	1	0	9
4	Stewart	3-6	1-4	1-1	0-1-1	1	8	0	1	0	2	14
23	Green	3-7	2-5	0-0	1-0-1	1	8	1	0	0	0	11
Team					1-5-6							1
Totals		24-58	6-23	16-22	10-24-34	15	70	13	14	4	10	200

FG's (1st Half: 15-34 44.1%; 2nd Half: 9-24 37.5%)
3FG's (1st Half: 6-17 35.3%; 2nd Half: 0-6 0.0%)
FT's (1st Half: 2-3 66.7%; 2nd Half: 14-19 73.7%)

Score by Periods	1st	2nd	Total
Jackson State	30	38	68
Louisiana Tech	38	32	70

LOUISIANA TECH 91, JARVIS CHRISTIAN 61 GAME 3 • 11-15-21 • RUSTON, LA.

##	JCC	FG	3FG	FT	REB	PF	TP	A	T	B	S	Min
0	Kirkendoll	g	1-2	0-1	0-0	0-0-0	1	2	0	1	0	0 7
3	McNiel	g	4-11	3-8	0-0	0-2-2	2	11	0	0	0	1 21
4	Wyatt	g	2-7	2-7	2-3	0-3-3	0	8	0	1	0	0 12
5	Matthews	f	1-10	0-0	0-0	3-5-8	4	2	0	4	0	5 26
30	Jackson	f	0-1	0-0	0-0	0-0-0	4	0	1	2	0	0 8
1	Dill	5-14	5-13	1-1	0-2-2	1	16	3	0	1	1	27
2	Jackson	3-7	1-2	0-0	1-2-3	1	7	2	1	0	1	15
10	Kulp	0-1	0-0	0-0	0-1-1	1	0	0	0	0	0	4
12	Womack	0-0	0-0	0-0	0-0-0	0	0	0	0	0	0	3
21	Woods	0-1	0-1	0-0	0-0-0	0	0	1	0	0	0	5
22	McQueen	1-2	0-0	0-0	0-1-1	0	2	1	1	0	2	9
23	Brown	2-5	0-1	1-1	0-2-2	1	5	2	2	0	0	16
25	Braden	1-1	0-0	0-0	0-0-0	0	2	2	0	0	1	4
32	Bradley	2-5	0-1	0-0	0-1-1	2	4	0	1	1	0	13
33	Fisher	0-0	0-0	0-0	0-0-0	0	0	0	1	0	0	5
40	Smith	1-3	0-0	0-0	0-1-1	2	0	1	0	0	1	15
44	Spivey	0-1	0-0	0-0	0-1-1	2	0	1	0	0	0	10
Team					2-4-6							1
Totals		23-71	11-34	4-5	6-25-31	20	61	12	16	2	12	200

FG's (1st Half: 11-37 29.7%; 2nd Half: 12-34 35.3%)
3FG's (1st Half: 4-17 23.5%; 2nd Half: 7-17 41.2%)
FT's (1st Half: 0-0 0.0%; 2nd Half: 4-5 80.0%)

##	LA Tech	FG	3FG	FT	REB	PF	TP	A	T	B	S	Min
2	Lofton, Jr.	f	3-6	0-0	6-10	3-9-12	2	12	2	1	4	1 23
22	Crawford	f	1-2	0-0	1-2	0-2-2	0	3	1	1	0	1 7
3	Archibald	g	5-7	1-2	3-3	1-4-5	1	14	2	5	0	2 24
21	Christon	g	0-4	0-3	0-0	0-3-3	1	0	2	0	0	3 23
24	Williams	g	1-4	0-2	0-0	0-5-5	2	2	6	4	0	1 26
0	Willis	6-10	5-7	2-3	0-4-4	0	19	1	0	0	0	21
1	Hunter	4-8	0-0	0-0	4-2-6	3	8	1	2	0	1	17
4	Stewart	2-8	0-3	2-2	0-4-4	0	6	2	1	0	1	21
5	Williams	4-5	3-4	0-0	0-0-0	0	11	0	0	0	0	8
10	Ponder	0-0	0-0	0-0	0-0-0	0	0	1	0	0	0	2
11	Bradford	1-3	1-3	1-4	2-0-2	0	4	4	0	1	0	9
23	Green	5-10	1-3	1-2	3-4-7	0	12	0	1	1	1	19
Team					2-4-6							1
Totals		32-67	11-27	16-26	15-41-56	9	91	21	16	5	12	200

FG's (1st Half: 13-30 43.3%; 2nd Half: 19-37 51.4%)
3FG's (1st Half: 4-12 33.3%; 2nd Half: 7-15 46.7%)
FT's (1st Half: 11-17 64.7%; 2nd Half: 5-9 55.6%)

Score by Periods	1st	2nd	Total
Jarvis Christian	26	35	61
Louisiana Tech	41	50	91

LOUISIANA TECH 83, NORTHWESTERN STATE 64 GAME 4 • 11-19-21 • NATCHITOCHEES, LA.

##	NSU	FG	3FG	FT	REB	PF	TP	A	T	B	S	Min
4	Coleman	c	5-7	0-0	0-2	1-8-9	2	10	1	3	1	2 25
0												

2021-22 BOX SCORES

LOUISIANA TECH 87, TEXAS SOUTHERN 60 GAME 7 • 12-1-21 • RUSTON, LA.

##	TSU	FG	3FG	FT	REB	PF	TP	A	TO	B	S	Min			
24	Walker III	f	4-9	0-0	7-11	6-4-10	2	15	3	2	2	0	31		
44	Gresham	f	0-4	0-0	2-2	3-3-6	2	2	1	4	2	1	20		
3	Henry	g	0-4	0-1	1-2	0-5-5	2	1	1	4	0	0	26		
11	Gilliam	g	1-5	0-1	0-0	0-2-2	0	2	1	1	0	1	28		
15	Hopkins	g	2-9	0-4	0-0	0-0-0	1	4	2	0	0	0	16		
4	Etienne	g	2-5	1-2	2-2	0-2-2	1	7	1	1	0	0	14		
5	Nichola	g	5-11	0-0	3-6	1-7-8	0	13	0	3	1	2	27		
12	Jones	g	4-8	2-5	0-0	1-2-3	4	10	1	0	0	0	20		
42	Barnes	g	3-5	0-1	0-1	2-0-2	0	6	0	0	0	0	18		
Team				2-1-3											
Totals		21-60		13-24		15-26		41-12		60-10		5-4		20-0	
		35.0		21.4		62.5									

FG's (1st Half: 10-29 34.5%; 2nd Half: 11-31 35.5%)
3FG's (1st Half: 0-6 0.0%; 2nd Half: 3-8 37.5%)
FT's (1st Half: 3-4 75.0%; 2nd Half: 12-20 60.0%)

##	LA Tech	FG	3FG	FT	REB	PF	TP	A	TO	B	S	Min			
2	Lofton, Jr.	f	7-12	0-1	1-2	3-4-7	1	15	2	3	1	1	21		
0	Willis	g	2-7	1-4	0-0	0-5-5	0	5	2	0	0	1	25		
3	Archibald	g	5-8	1-2	4-5	0-0-0	1	15	1	0	0	1	24		
21	Christon	g	1-2	1-2	2-2	0-1-1	1	5	0	1	0	2	20		
24	Williams	g	1-4	1-4	0-0	0-5-5	3	3	8	1	0	0	16		
1	Hunter	g	4-4	0-0	0-0	0-4-4	4	8	0	1	2	1	18		
4	Stewart	g	2-6	0-3	0-0	0-0-0	1	4	2	0	0	0	23		
5	Williams	g	1-3	1-3	2-2	0-0-0	1	5	0	0	0	0	7		
10	Ponder	g	0-1	0-0	0-0	0-0-0	0	0	0	0	0	0	2		
11	Bradford	g	3-3	0-0	2-2	0-4-4	0	8	1	1	0	2	23		
23	Green	g	7-12	5-9	0-0	0-5-5	4	19	0	0	0	1	21		
Team				1-2-3											
Totals		33-62		10-28		11-13		4-30		34-16		8-7		20-0	
		53.2		35.7		84.6									

FG's (1st Half: 15-31 48.4%; 2nd Half: 18-31 58.1%)
3FG's (1st Half: 4-14 28.6%; 2nd Half: 6-14 42.9%)
FT's (1st Half: 8-10 80.0%; 2nd Half: 3-3 100.0%)

Score by Periods	1st	2nd	Total
Texas Southern	23	37	60
Louisiana Tech	42	45	87

LOUISIANA TECH 78, SANTA CLARA 75 GAME 8 • 12-4-21 • SANTA CLARA, CALIF.

##	SC	FG	3FG	FT	REB	PF	TP	A	TO	B	S	Min			
14	Justice	f	7-12	4-9	0-0	0-3-3	2	18	4	1	1	1	39		
23	Braun	f	4-10	0-2	0-0	6-6-12	1	8	5	5	2	0	34		
12	Bediako	c	1-2	0-0	0-0	1-0-1	2	2	0	0	0	0	8		
2	Pipes	g	0-8	0-6	2-2	1-3-4	3	2	4	2	0	1	35		
24	Williams	g	8-14	2-6	10-12	1-4-5	3	28	4	0	1	0	39		
1	Stewart	g	0-1	0-0	1-2	0-0-0	1	1	0	1	0	2	5		
4	Williams	g	1-3	0-1	1-2	0-0-0	1	3	0	0	0	0	5		
10	Tomley	g	3-7	2-5	4-5	1-2-3	0	12	0	0	0	0	25		
21	Tongue	g	0-1	0-1	1-2	1-3-4	2	1	0	1	0	0	10		
Team				0-4-4											
Totals		24-58		8-30		19-25		11-25		36-15		75-17		10-4	
		41.4		26.7		76.0									

FG's (1st Half: 11-28 39.3%; 2nd Half: 13-30 43.3%)
3FG's (1st Half: 4-16 25.0%; 2nd Half: 4-14 28.6%)
FT's (1st Half: 6-10 60.0%; 2nd Half: 13-15 86.7%)

##	LA Tech	FG	3FG	FT	REB	PF	TP	A	TO	B	S	Min			
2	Lofton, Jr.	f	13-25	0-1	5-5	6-8-14	3	31	1	3	1	0	29		
0	Willis	g	3-8	2-4	0-0	1-4-5	5	8	0	0	0	2	25		
3	Archibald	g	2-11	0-5	3-3	2-2-4	0	7	6	1	0	0	33		
21	Christon	g	3-7	3-5	0-0	1-5-6	2	9	3	0	0	0	29		
24	Williams	g	1-8	0-3	2-2	2-0-2	1	4	3	1	0	2	26		
1	Hunter	g	2-2	0-0	2-2	1-0-1	1	6	0	2	0	1	11		
4	Stewart	g	3-5	1-2	1-1	0-0-0	0	8	2	1	0	0	14		
5	Williams	g	0-1	0-1	0-0	0-0-0	2	0	0	0	0	0	2		
11	Bradford	g	2-2	1-1	0-0	0-2-2	4	5	2	1	0	2	19		
23	Green	g	0-0	0-0	0-0	0-2-2	2	0	1	1	0	0	11		
Team				2-1-3											
Totals		29-69		7-22		13-13		15-24		39-20		78-18		10-7	
		42.0		31.8		100.0									

FG's (1st Half: 11-31 35.5%; 2nd Half: 18-38 47.4%)
3FG's (1st Half: 4-15 26.7%; 2nd Half: 3-7 42.9%)
FT's (1st Half: 7-7 100.0%; 2nd Half: 6-6 100.0%)

Score by Periods	1st	2nd	Total
Louisiana Tech	33	45	78
Santa Clara	32	43	75

LOUISIANA TECH 78, UL-LAFAYETTE 69 GAME 9 • 12-11-21 • RUSTON, LA.

##	ULL	FG	3FG	FT	REB	PF	TP	A	TO	B	S	Min			
1	Charles	f	4-7	3-5	0-1	1-4-5	1	11	2	3	0	2	28		
21	Brown	f	13-18	1-1	3-4	3-3-6	4	30	0	4	2	1	25		
3	Wesley	g	2-4	0-1	2-2	0-3-3	4	6	5	2	0	2	24		
13	Williams	g	4-11	0-6	0-0	0-1-1	2	8	5	0	0	1	31		
22	Garnett	g	3-6	2-4	0-0	0-0-0	3	8	1	0	0	2	37		
4	Julien	g	0-6	0-4	0-0	0-5-5	1	0	1	2	0	1	19		
5	Dalcourt	g	1-3	1-2	0-0	0-2-2	0	3	1	2	0	0	14		
23	Gueye	g	1-2	0-0	0-0	0-2-2	1	2	0	1	0	0	9		
35	Richards	g	0-0	0-0	1-2	0-5-5	4	1	0	2	0	1	13		
Team				2-2-4											
Totals		28-57		7-23		6-9		6-27		33-20		69-15		16-2	
		49.1		30.4		66.7									

FG's (1st Half: 14-27 51.9%; 2nd Half: 14-30 46.7%)
3FG's (1st Half: 4-13 30.8%; 2nd Half: 3-10 30.0%)
FT's (1st Half: 2-5 50.0%; 2nd Half: 4-5 80.0%)

##	LA Tech	FG	3FG	FT	REB	PF	TP	A	TO	B	S	Min			
2	Lofton, Jr.	f	7-10	1-2	2-3	2-8-10	3	17	1	2	0	1	24		
0	Willis	g	1-7	1-4	4-5	0-2-2	1	7	0	0	0	0	26		
3	Archibald	g	6-14	1-6	5-5	0-2-2	1	18	3	1	0	3	34		
21	Christon	g	0-0	0-0	0-0	0-0-0	2	0	0	0	0	0	10		
24	Williams	g	6-8	1-2	7-8	1-6-7	0	20	3	3	0	3	33		
1	Hunter	g	1-2	0-0	0-0	1-1-2	2	2	1	1	0	0	12		
4	Stewart	g	3-4	0-1	1-1	0-0-0	0	7	0	1	0	0	18		
5	Williams	g	0-2	0-2	0-0	0-0-0	0	0	0	1	0	0	7		
11	Bradford	g	2-3	0-0	0-0	0-2-2	1	4	0	2	0	1	15		
23	Green	g	1-6	0-4	1-2	0-3-3	3	3	2	1	0	0	21		
Team				2-0-2											
Totals		27-56		4-21		20-24		6-24		30-13		78-10		12-0	
		48.2		19.0		83.3									

FG's (1st Half: 12-33 36.4%; 2nd Half: 15-23 65.2%)
3FG's (1st Half: 0-13 0.0%; 2nd Half: 4-8 50.0%)
FT's (1st Half: 7-9 77.8%; 2nd Half: 13-15 86.7%)

Score by Periods	1st	2nd	Total
UL-Lafayette	34	35	69
Louisiana Tech	31	47	78

LOUISIANA TECH 84, LSU-SHREVEPORT 70 GAME 10 • 12-14-21 • RUSTON, LA.

##	LSU	FG	3FG	FT	REB	PF	TP	A	TO	B	S	Min			
3	Washington	g	4-7	2-3	1-1	0-0-0	2	11	1	1	0	1	16		
4	Hunter	g	4-9	2-4	3-3	1-5-6	3	13	0	1	0	1	29		
5	Jones	f	6-10	3-5	3-4	1-6-7	5	18	3	3	0	0	32		
15	Boyd	g	4-8	1-5	1-1	0-5-5	0	10	3	1	1	0	37		
23	White	f	4-13	0-1	2-4	2-6-8	5	10	2	1	0	2	27		
1	Francis	g	2-5	0-0	0-0	1-3-4	2	4	1	1	0	0	14		
2	Thomas	g	0-0	0-0	0-0	0-0-0	0	0	0	0	0	0	3		
12	Henry Jr.	g	2-3	0-1	0-0	0-0-0	4	4	1	0	0	0	15		
13	Johnson	g	0-3	0-0	0-0	0-1-1	1	0	2	2	1	1	27		
Team				1-1-2											
Totals		26-58		8-19		10-13		6-27		33-22		70-13		2-5	
		44.8		42.1		76.9									

FG's (1st Half: 11-31 35.5%; 2nd Half: 15-27 55.6%)
3FG's (1st Half: 3-11 27.3%; 2nd Half: 5-8 62.5%)
FT's (1st Half: 2-3 66.7%; 2nd Half: 8-10 80.0%)

##	LA Tech	FG	3FG	FT	REB	PF	TP	A	TO	B	S	Min			
1	Hunter	f	1-1	0-0	2-2	0-4-4	3	4	1	1	1	0	20		
0	Willis	g	2-9	1-6	1-1	0-3-3	0	6	1	0	0	1	22		
3	Archibald	g	6-12	3-6	4-5	0-4-4	0	19	2	1	0	1	33		
21	Christon	g	0-2	0-2	1-2	1-1-2	3	1	0	1	0	0	16		
24	Williams	g	4-13	1-6	2-3	1-2-3	1	11	5	2	0	1	34		
4	Stewart	g	5-7	2-2	0-0	0-1-1	2	12	2	0	0	0	21		
5	Williams	g	1-4	1-3	0-0	0-3-3	1	3	0	0	0	0	13		
11	Bradford	g	3-3	1-1	0-0	0-5-5	1	7	0	0	0	0	19		
23	Green	g	6-7	3-4	6-9	1-5-6	3	21	0	1	1	0	22		
Team				2-1-3											
Totals		28-58		12-30		16-22		5-29		34-14		84-18		6-2	
		48.3		40.0		72.7									

2021-22 BOX SCORES

LOUISIANA TECH 79, MARSHALL 56

GAME 13 • 12-30-21 • RUSTON, LA.

#	Player	FG	3FG	FT	REB	PF	TP	A	TO	B	S	Min		
2	George	f 0-3	0-2	0-0	1-7	1	0	0	1	0	1	29		
25	Killen	f 4-11	1-4	6-7	2-6	4	15	1	2	1	1	26		
21	Miladinovic	c 4-9	1-3	0-1	2-5	2	9	1	2	0	0	23		
0	Taylor	g 5-12	2-6	0-0	2-3	2	12	4	3	0	0	33		
24	Kinsey	g 4-18	1-4	4-5	4-3	2	13	3	2	0	0	38		
1	McKey	0-1	0-0	0-0	0-0	0	1	0	0	0	0	9		
3	Braun	0-1	0-1	0-0	0-0	0	0	0	0	0	0	2		
5	Dillon	1-3	1-3	0-0	1-1	1	3	2	0	0	1	14		
15	Sarenac	0-4	0-2	0-0	0-1	0	0	1	0	0	0	11		
23	Early	0-0	0-0	0-0	0-0	0	0	0	1	0	1	3		
31	Beyers	2-6	0-4	0-0	1-3	2	4	0	1	0	2	12		
Team		1-1-2												
Totals		20-68	6-29	10-13	14-30	44	15	56	13	12	1	6	200	
		29.4	20.7	76.9										

FG's (1st Half: 9-34 26.5%; 2nd Half: 11-34 32.4%)
 3FG's (1st Half: 3-13 23.1%; 2nd Half: 3-16 18.8%)
 FT's (1st Half: 6-8 75.0%; 2nd Half: 4-5 80.0%)

#	Player	FG	3FG	FT	REB	PF	TP	A	TO	B	S	Min		
2	Lofton, Jr.	f 3-5	0-2	1-1	0-6	2	7	2	3	1	2	15		
0	Willis	g 8-14	4-9	0-1	0-3	1	20	0	1	1	1	27		
3	Archibald	g 4-10	2-5	2-2	0-5	3	12	3	1	0	0	28		
21	Christon	g 1-3	0-1	0-0	1-5	2	2	0	1	0	0	23		
24	Williams	g 9-16	2-7	2-2	1-2	1	22	2	1	0	3	31		
1	Hunter	3-5	0-0	1-3	5-7	1	0	7	0	1	1	22		
4	Stewart	1-4	0-2	0-0	0-1	0	2	1	0	0	0	13		
5	Williams	0-1	0-1	0-0	0-1	0	0	0	0	0	0	2		
11	Bradford	2-5	0-3	0-0	0-2	1	4	0	0	0	2	19		
13	Thomas	0-0	0-0	0-0	0-0	0	0	0	0	0	0	3		
23	Green	1-3	1-2	0-1	0-5	1	3	1	0	0	0	17		
Team		0-0-0												
Totals		32-66	9-32	6-10	7-37	44	11	79	9	8	3	8	200	
		48.5	28.1	60.0										

FG's (1st Half: 17-34 50.0%; 2nd Half: 15-32 46.9%)
 3FG's (1st Half: 3-14 21.4%; 2nd Half: 6-18 33.3%)
 FT's (1st Half: 5-6 83.3%; 2nd Half: 1-4 25.0%)

Score by Periods	1st	2nd	Total
Marshall	27	29	56
Louisiana Tech	42	37	79

LOUISIANA TECH 74, WKU 73

GAME 14 • 11-1-22 • RUSTON, LA.

#	Player	FG	3FG	FT	REB	PF	TP	A	TO	B	S	Min		
3	Hamilton	f 2-8	0-3	0-0	0-7	4	4	3	5	0	1	37		
33	Sharp	c 1-3	0-0	0-2	1-6	4	2	1	1	4	0	39		
14	Frampton	g 2-5	2-4	1-1	0-4	1	7	1	0	0	0	36		
20	McKnight	g 8-18	2-3	2-2	1-5	3	20	4	1	0	0	12		
55	Justice	g 8-12	5-7	1-3	1-4	3	22	1	4	0	2	39		
1	Butz	0-0	0-0	0-0	0-0	0	0	0	1	0	0	1		
4	Anderson	4-9	3-4	4-4	1-2	1	15	3	2	1	0	33		
13	Brashear	1-1	1-1	0-0	0-1	1	3	1	0	0	0	3		
Team		2-1-3												
Totals		26-56	13-22	8-12	6-29	35	20	73	14	16	5	3	200	
		46.4	59.1	66.7										

FG's (1st Half: 12-28 42.9%; 2nd Half: 14-28 50.0%)
 3FG's (1st Half: 5-12 41.7%; 2nd Half: 8-10 80.0%)
 FT's (1st Half: 2-2 100.0%; 2nd Half: 6-10 60.0%)

#	Player	FG	3FG	FT	REB	PF	TP	A	TO	B	S	Min		
2	Lofton, Jr.	f 6-15	0-0	10-14	4-7	1	22	3	3	1	0	36		
0	Willis	g 4-13	3-11	0-0	0-1	1	3	11	4	1	0	31		
3	Archibald	g 5-12	2-6	5-5	3-5	4	17	4	4	0	1	37		
21	Christon	g 1-7	1-3	0-0	1-2	2	3	2	1	0	1	28		
24	Williams	g 7-10	4-7	0-1	0-5	4	18	2	2	0	0	29		
1	Hunter	0-1	0-0	0-0	0-0	0	0	0	0	0	0	4		
4	Stewart	1-3	1-3	0-0	0-0	0	3	2	0	0	0	18		
5	Williams	0-0	0-0	0-0	0-0	0	0	0	0	0	0	0		
11	Bradford	0-1	0-0	0-0	2-2	4	0	0	1	0	1	9		
23	Green	0-1	0-0	0-0	0-2	1	0	0	0	0	1	8		
Team		3-2-5												
Totals		24-62	11-30	15-20	13-26	39	17	74	18	11	2	6	200	
		38.7	36.7	75.0										

FG's (1st Half: 5-28 17.9%; 2nd Half: 19-34 55.9%)
 3FG's (1st Half: 3-16 18.8%; 2nd Half: 8-14 57.1%)
 FT's (1st Half: 8-11 72.7%; 2nd Half: 7-9 77.8%)

Score by Periods	1st	2nd	Total
WKU	31	42	73
Louisiana Tech	21	53	74

LOUISIANA TECH 64, UTEP 52

GAME 15 • 1-6-22 • EL PASO, TEXAS

#	Player	FG	3FG	FT	REB	PF	TP	A	TO	B	S	Min		
1	Verhoeven	f 2-3	0-0	1-1	1-3	4	5	0	3	1	1	19		
12	Sibley	f 0-3	0-0	0-0	0-2	1	0	0	0	0	1	20		
0	Boum	g 3-12	2-6	0-2	0-6	2	8	5	2	0	2	39		
23	Saterfield	g 2-8	1-5	0-0	3-0	2	5	1	1	0	3	29		
24	Bieniemy	g 10-21	6-11	2-2	0-4	1	28	4	8	2	2	39		
4	Giffa	0-1	0-1	0-0	0-0	0	0	0	0	0	0	4		
5	White	0-2	0-1	0-0	0-0	0	0	0	0	0	0	5		
11	Maring	0-3	0-1	0-0	0-1	0	0	0	0	0	0	5		
13	Clardy	0-1	0-1	0-0	0-1	2	0	1	1	0	0	10		
15	Hollins	2-3	0-0	0-0	1-3	2	4	0	1	0	0	14		
20	Kalu	0-1	0-0	0-0	0-1	2	0	0	0	0	0	4		
21	Onyema	1-2	0-1	0-0	2-2	1	2	0	1	1	1	12		
Team		1-0-1												
Totals		20-60	9-27	3-5	8-23	31	17	52	11	17	4	10	200	
		33.3	33.3	60.0										

FG's (1st Half: 9-30 30.0%; 2nd Half: 11-30 36.7%)
 3FG's (1st Half: 5-14 35.7%; 2nd Half: 4-13 30.8%)
 FT's (1st Half: 2-4 50.0%; 2nd Half: 1-1 100.0%)

#	Player	FG	3FG	FT	REB	PF	TP	A	TO	B	S	Min		
2	Lofton, Jr.	f 5-12	0-0	1-3	4-14	3	11	1	4	1	2	28		
0	Willis	g 1-7	1-5	1-2	0-3	0	4	0	1	0	2	27		
3	Archibald	g 1-5	0-3	3-3	0-6	1	5	0	4	0	1	29		
21	Christon	g 2-5	1-3	0-0	0-0	0	5	1	3	0	0	25		
24	Williams	g 5-11	1-4	6-6	1-2	1	17	2	4	0	2	31		
1	Hunter	1-1	0-0	3-4	1-3	1	5	0	0	0	0	11		
4	Stewart	2-3	2-3	0-0	0-0	0	6	0	1	0	0	14		
11	Bradford	3-4	0-1	0-0	0-2	1	6	1	0	0	0	20		
23	Green	2-5	1-4	0-0	0-3	0	5	2	1	0	1	15		
Team		3-0-3												
Totals		22-53	6-23	14-18	9-33	42	7	64	7	19	1	8	200	
		41.5	26.1	77.8										

FG's (1st Half: 13-27 48.1%; 2nd Half: 9-26 34.6%)
 3FG's (1st Half: 4-14 28.6%; 2nd Half: 2-9 22.2%)
 FT's (1st Half: 11-12 91.7%; 2nd Half: 3-6 50.0%)

Score by Periods	1st	2nd	Total
Louisiana Tech	41	23	64
UTEP	25	27	52

LOUISIANA TECH 79, UTSA 63

GAME 16 • 1-8-22 • SAN ANTONIO, TEXAS

#	Player	FG	3FG	FT	REB	PF	TP	A	TO	B	S	Min		
0	Alley, Jr.	f 1-7	1-5	0-0	1-3	2	3	2	2	0	0	21		
24	Germany	c 7-14	0-0	3-4	5-8	13	2	17	0	3	0	25		
2	Aleu	g 0-1	0-1	0-0	0-0	0	2	0	1	0	0	19		
21	Ivy-Curry	g 9-17	2-6	2-7	0-3	0	22	1	1	0	0	29		
22	Tucker	g 1-3	0-1	0-0	1-2	1	2	3	2	0	0	21		
1	McNeill	3-7	0-1	1-2	0-4	1	7	1	2	0	2	21		
10	Czumbel	0-1	0-0	0-0	0-2	0	0	1	0	0	0	14		
11	Bofinger	1-1	0-0	0-0	1-2	1	2	1	1	0	0	19		
12	Ford	0-3	0-0	0-0	2-1	2	0	0	2	1	0	14		
20	Sabally	3-5	2-3	2-2	0-0	0	10	0	0	0	0	17		
Team		3-3-6												
Totals		25-59	5-17	8-15	13-28	41	11	63	10	14	1	2	200	
		42.4	29.4	53.3										

FG's (1st Half: 10-30 33.3%; 2nd Half: 15-29 51.7%)
 3FG's (1st Half: 2-10 20.0%; 2nd Half: 3-7 42.9%)
 FT's (1st Half: 4-7 57.1%; 2nd Half: 4-8 50.0%)

#	Player	FG	3FG	FT	REB	PF	TP	A	TO	B	S	Min	
2	Lofton, Jr.	f 5-14	0-1	2-6	6-10	16	3	12	5	0	1	27	
0	Willis	g 1-8	1-5	0-0	1-4	2	3	3	1	1	1	27	
3	Archibald	g 12-14	6-6	1-3	0-3	0	31	2	0	0	1	32	
21	Christon	g 1-2	1-2	0-0	0-2	0	3	5	0	1	0	24	
24	Williams	g 5-9	5-8	0-0	1-1	1	3	15	3	0	0	26	
1	Hunter	2-4	0-0	0-0	0-0	3	4	0	2	0	0	11	
4	Stewart	1-4	0-2	0-0	0-0	0	2	0	1	0	1	14	
5	Williams	0-1	0-1	0-0	0-0	0	0	0	0	0	0	2	
11	Bradford	1-2	0-1	0-0	0-0	1	2	0	2	0	0	19	
13	Thomas	0-0	0-0	0-0	0-1	0	0	0	0	0	0	2	
23	Green	2-4	1-2	2-3	0-2	1	7	1	0	0	1	16	
Team		0-2-2											
Totals		30-62	14-28	5-12	7-25	32	13	79	19	7	3	6	200
		48.4											

2021-22 BOX SCORES

UAB 83, LOUISIANA TECH 76 GAME 19 • 1-22-22 • RUSTON, LA.

##	UAB	FG	3FG	FT	REB	PF	TP	A	TO	B	S	Min
5	Buffen	f	5-7	0-0	1-2	4-9	13	4	11	2	1	0 38
55	Jemison	c	0-2	0-0	2-2	1-3	4	5	2	1	2	1 0 22
3	Lovan	g	4-11	0-0	2-2	1-3	4	3	10	2	2	0 4 26
10	Walker	g	9-18	9-15	9-10	0-3	3	36	2	5	0	0 35
13	Jackson	g	4-6	1-2	5-6	1-4	5	0	14	1	4	0 3 29
2	Ertel		3-10	2-6	0-0	0-1	1	3	8	1	2	0 1 25
12	Toney		0-1	0-1	0-0	0-0	2	0	1	1	0	1 7
23	LeBlanc		0-0	0-0	2-2	2-3	5	3	2	0	0	0 2 18
	Team				0-1							
Totals		25-55	12-24	21-24	9-27	36	23	83	9	18	2	11 200
		45.5	50.0	87.5								

FG's (1st Half: 16-32 50.0%; 2nd Half: 9-23 39.1%)
3FG's (1st Half: 7-13 53.8%; 2nd Half: 5-11 45.5%)
FT's (1st Half: 2-2 100.0%; 2nd Half: 19-22 86.4%)

##	LA Tech	FG	3FG	FT	REB	PF	TP	A	TO	B	S	Min
2	Lofton, Jr.	f	8-12	0-0	8-14	3-9	12	2	24	3	6	0 32
0	Willis	g	4-8	2-5	1-3	0-1	1	0	11	1	1	0 2 31
3	Archibald	g	9-14	7-10	2-2	1-5	6	2	27	3	3	1 2 34
21	Christon	g	0-2	0-0	0-0	0-0	2	0	0	2	0	0 20
24	Williams	g	0-6	0-4	3-5	0-2	2	4	3	3	4	0 1 31
1	Hunter		1-1	0-0	0-0	3-1	4	1	2	1	0	0 8
4	Stewart		0-2	0-2	2-2	0-0	0	2	1	0	0	0 8
11	Bradford		0-3	0-1	2-4	0-2	2	1	2	1	0	1 2 16
23	Green		2-4	1-3	0-0	0-2	2	5	1	0	0	3 20
	Team				0-1							
Totals		24-52	10-25	18-30	7-23	30	14	76	14	18	2	10 200
		46.2	40.0	60.0								

FG's (1st Half: 12-27 44.4%; 2nd Half: 12-25 48.0%)
3FG's (1st Half: 7-15 46.7%; 2nd Half: 3-10 30.0%)
FT's (1st Half: 2-5 40.0%; 2nd Half: 16-25 64.0%)

Score by Periods	1st	2nd	Total
UAB	41	42	83
Louisiana Tech	33	43	76

LOUISIANA TECH 80, RICE 63 GAME 20 • 1-27-22 • RUSTON, LA.

##	Rice	FG	3FG	FT	REB	PF	TP	A	TO	B	S	Min
15	Fiedler	f	3-6	0-0	0-0	5-5	10	2	6	3	1	0 17
3	Evee	g	2-6	1-5	0-0	0-1	1	0	5	1	2	1 1 30
4	Olivari	g	7-17	2-9	2-3	1-9	10	1	18	2	2	0 0 30
12	Pierre	g	3-10	1-7	1-1	2-3	5	1	8	2	1	0 0 32
24	Mullins	g	2-9	0-1	1-3	1-1	2	1	5	1	1	0 0 25
0	Geron		0-1	0-1	0-0	0-1	1	2	0	0	0	0 6
5	Sheffield		1-5	0-2	0-0	2-2	4	2	2	0	0	0 21
10	Moffat		0-0	0-0	0-0	0-0	0	0	0	0	0	0 2
11	Abercrombie		0-2	0-1	2-2	1-0	1	0	2	0	0	0 4
13	McBride		1-3	0-0	0-0	0-0	1	2	1	0	0	2 14
34	Poteat		3-8	0-0	9-10	4-2	6	1	15	0	1	0 19
	Team				0-1							
Totals		22-67	4-26	15-19	16-25	41	11	63	10	8	1	3 200
		32.8	15.4	78.9								

FG's (1st Half: 11-30 36.7%; 2nd Half: 11-37 29.7%)
3FG's (1st Half: 1-10 10.0%; 2nd Half: 3-16 18.8%)
FT's (1st Half: 6-10 60.0%; 2nd Half: 9-9 100.0%)

##	LA Tech	FG	3FG	FT	REB	PF	TP	A	TO	B	S	Min
2	Lofton, Jr.	f	9-17	0-0	1-1	4-9	13	2	19	2	1	0 25
0	Willis	g	4-11	2-5	0-0	0-1	1	1	10	1	1	0 29
3	Archibald	g	6-13	1-4	2-2	0-4	4	0	15	3	1	0 1 31
21	Christon	g	1-3	1-2	0-0	1-6	7	2	3	1	0	0 24
24	Williams	g	6-11	3-6	2-2	0-4	4	2	17	2	2	0 1 30
1	Hunter		0-0	0-0	0-0	0-2	2	0	0	0	0	0 5
4	Stewart		0-2	0-0	0-0	0-0	0	0	0	0	0	0 10
5	Williams		0-0	0-0	0-0	0-0	0	0	0	0	0	0 1
11	Bradford		1-1	0-0	0-0	0-2	2	1	2	3	0	0 1 20
13	Thomas		2-3	0-0	2-2	1-0	1	6	0	0	0	1 9
23	Green		3-5	2-4	0-0	1-2	3	2	8	0	0	0 0 16
	Team				2-3							
Totals		32-66	9-21	7-7	9-31	40	13	80	12	6	1	6 200
		48.5	42.9	100.0								

FG's (1st Half: 18-37 48.6%; 2nd Half: 14-29 48.3%)
3FG's (1st Half: 5-12 41.7%; 2nd Half: 4-9 44.4%)
FT's (1st Half: 3-3 100.0%; 4-4 100.0%)

Score by Periods	1st	2nd	Total
Rice	29	34	63
Louisiana Tech	44	36	80

NORTH TEXAS 63, LOUISIANA TECH 62 GAME 21 • 1-29-22 • RUSTON, LA.

##	UNT	FG	3FG	FT	REB	PF	TP	A	TO	B	S	Min
4	Bell	f	8-10	3-4	2-5	4-3	7	4	21	3	2	3 34
33	Ousmane	f	5-12	0-0	1-1	2-5	7	4	11	2	2	1 0 31
1	McBride	g	3-6	3-6	1-2	0-3	3	2	10	2	0	0 0 39
11	Murray	g	0-1	0-0	1-2	1-2	3	1	1	2	1	0 0 30
15	Jones	g	3-6	2-4	0-0	0-3	3	4	8	2	2	0 0 24
2	Scott		1-4	0-1	0-0	0-2	2	2	2	0	0	0 1 14
5	Perry		2-9	2-6	4-5	1-2	3	2	10	3	2	0 0 28
	Team				0-1							
Totals		22-48	10-21	9-15	8-21	29	19	63	14	10	3	4 200
		45.8	47.6	60.0								

FG's (1st Half: 10-26 38.5%; 2nd Half: 12-22 54.5%)
3FG's (1st Half: 6-12 50.0%; 2nd Half: 4-9 44.4%)
FT's (1st Half: 2-4 50.0%; 2nd Half: 7-11 63.6%)

##	LA Tech	FG	3FG	FT	REB	PF	TP	A	TO	B	S	Min
2	Lofton, Jr.	f	5-11	0-0	10-12	2-9	11	2	20	4	2	1 2 34
0	Willis	g	4-7	4-5	0-0	0-2	2	1	12	0	1	0 1 34
3	Archibald	g	1-6	0-4	6-6	0-4	4	0	8	2	0	0 1 35
21	Christon	g	1-1	1-1	0-0	1-1	2	3	3	0	0	0 27
24	Williams	g	2-9	0-2	5-7	1-1	2	2	9	3	5	0 2 37
1	Hunter		0-0	0-0	0-0	0-1	1	0	0	0	1	0 4
4	Stewart		1-1	1-1	0-0	0-0	0	2	3	0	0	0 3
11	Bradford		1-1	0-0	0-0	0-2	2	2	1	1	0	0 11
13	Thomas		0-1	0-0	0-0	0-0	1	0	0	0	0	0 2
23	Green		2-4	0-1	1-1	1-2	3	5	0	0	0	1 13
	Team				0-0							
Totals		17-41	6-14	22-26	5-22	27	16	62	10	10	1	7 200
		41.5	42.9	84.6								

FG's (1st Half: 9-20 45.0%; 2nd Half: 8-21 38.1%)
3FG's (1st Half: 3-9 33.3%; 2nd Half: 3-5 60.0%)
FT's (1st Half: 10-13 76.9%; 2nd Half: 12-13 92.3%)

Score by Periods	1st	2nd	Total
North Texas	28	35	63
Louisiana Tech	31	31	62

FLORIDA ATLANTIC 83, LOUISIANA TECH 73 GAME 22 • 2-3-22 • BOCA RATON, FLA.

##	FAU	FG	3FG	FT	REB	PF	TP	A	TO	B	S	Min
50	Goldin	f	4-6	0-0	2-2	2-1	3	3	10	0	1	3 0 24
2	Winchester	g	2-4	1-1	0-0	0-4	4	2	5	2	2	0 1 34
4	Greenlee	g	5-7	1-3	8-12	1-2	3	19	3	2	0	2 36
11	Forrest	g	5-13	4-9	6-7	0-7	7	0	20	3	3	0 0 36
15	Martin	g	7-12	3-7	4-4	0-8	8	2	21	1	4	0 1 36
1	Niang		1-2	0-0	0-0	1-1	2	0	2	0	0	0 5
3	Rosado		2-3	1-1	1-2	0-0	0	6	0	1	0	0 11
10	Davis		0-3	0-2	0-0	0-3	3	2	0	1	2	0 12
20	Baruti		0-0	0-0	0-0	2-0	2	0	2	0	0	0 6
	Team				1-3							
Totals		26-50	10-23	21-27	7-29	36	16	83	12	15	5	4 200
		52.0	43.5	77.8								

FG's (1st Half: 17-30 56.7%; 2nd Half: 9-20 45.0%)
3FG's (1st Half: 7-14 50.0%; 2nd Half: 3-9 33.3%)
FT's (1st Half: 3-5 60.0%; 2nd Half: 18-22 81.8%)

##	LA Tech	FG	3FG	FT	REB	PF	TP	A	TO	B	S	Min
2	Lofton, Jr.	f	5-12	0-0	6-8	5-9	14	5				

2021-22 BOX SCORES

UTEP 63, LOUISIANA TECH 60 GAME 25 • 2-17-22 • RUSTON, LA.

##	UTEP	FG	3FG	FT	REB	PF	TP	A	TO	B	S	Min
1	Verhoeven f	4-7	0-0	1-2	2-2-4	5	9	0	3	0	0	24
12	Sibley f	1-5	0-3	0-1	0-4-4	3	2	0	0	2	0	16
0	Boum g	9-20	1-3	9-10	1-11-12	1	28	3	3	0	3	38
23	Saterfield g	1-4	1-2	0-0	0-2-2	3	3	0	0	1	0	28
24	Bieniemy g	2-11	1-5	2-2	0-2-2	2	7	3	2	0	1	36
2	Agnew	0-3	0-1	0-0	0-0-0	4	0	0	0	0	0	10
5	White	0-0	0-0	0-0	0-1-1	0	0	0	0	0	0	8
11	Maring	2-3	0-0	1-2	2-3-5	4	5	0	0	0	0	9
15	Hollins	3-4	1-2	0-0	1-6-7	2	7	2	3	0	1	23
20	Kalu	0-0	0-0	0-0	0-1-1	0	0	0	1	0	0	3
21	Onyema	1-1	0-0	0-0	0-0-0	3	2	1	1	0	0	5
Team					0-2-2							
Totals		23-58	4-16	13-17	6-34-40	27	63	9	14	3	5	200
		39.7	25.0	76.5								

FG's (1st Half: 11-25 44.0%; 2nd Half: 12-33 36.4%)
 3FG's (1st Half: 3-4 75.0%; 2nd Half: 1-12 8.3%)
 FT's (1st Half: 4-6 66.7%; 2nd Half: 9-11 81.8%)

##	LA Tech	FG	3FG	FT	REB	PF	TP	A	TO	B	S	Min
2	Lofton, Jr. f	5-9	1-1	1-6	4-12-16	2	12	3	5	0	1	32
0	Willis g	2-8	2-5	3-6	0-2-2	4	9	1	1	1	1	31
3	Archibald g	1-7	1-3	2-2	0-2-2	3	5	2	1	0	1	35
21	Christon g	0-4	0-3	2-2	0-0-0	1	2	1	1	0	1	21
24	Williams g	6-16	1-5	6-7	0-4-4	4	19	1	4	0	0	31
1	Hunter	1-3	0-0	0-0	0-1-1	1	2	1	0	0	0	6
4	Stewart	0-1	0-0	0-0	0-0-0	0	0	0	1	0	0	9
11	Bradford	1-2	0-0	2-6	0-2-2	3	4	0	0	0	0	14
13	Thomas	0-0	0-0	0-0	1-0-1	0	0	0	0	0	0	2
23	Green	3-6	0-2	1-2	2-6-8	1	7	1	1	0	0	19
Team					4-2-6							
Totals		19-56	5-19	17-31	11-31-42	19	60	10	16	1	4	200
		33.9	26.3	54.8								

FG's (1st Half: 11-31 35.5%; 2nd Half: 8-25 32.0%)
 3FG's (1st Half: 2-10 20.0%; 2nd Half: 3-9 33.3%)
 FT's (1st Half: 4-5 80.0%; 2nd Half: 13-26 50.0%)

Score by Periods	1st	2nd	Total
UTEP	29	34	63
Louisiana Tech	28	32	60

LOUISIANA TECH VS. UTSA GAME 26 • 2-19-22 • RUSTON, LA.

LOUISIANA TECH AT RICE GAME 27 • 2-24-22 • HOUSTON, TEXAS

LOUISIANA TECH AT NORTH TEXAS GAME 28 • 2-26-22 • DENTON, TEXAS

LOUISIANA TECH VS. OLD DOMINION GAME 29 • 3-2-22 • RUSTON, LA.

LOUISIANA TECH AT UAB GAME 30 • 3-5-22 • BIRMINGHAM, ALA.

2021-22 OVERALL STATISTICS

2021-22 Men's Basketball

Louisiana Tech Combined Team Statistics (as of Feb 17, 2022)

All games

RECORD:	OVERALL	HOME	AWAY	NEUTRAL
ALL GAMES	18-7	11-3	7-3	0-1
CONFERENCE	9-4	4-3	5-1	0-0
NON-CONFERENCE	9-3	7-0	2-2	0-1

#	Player	gp-gs	min	avg	Total		3-Point		F-Throw		Rebounds				pf	dq	a	to	blk	stl	pts	avg
					fg-fga	fg%	3fg-fga	3fg%	ft-fa	ft%	off	def	tot	avg								
02	Kenneth Lofton, Jr.	24-24	642	26.8	154-281	.548	3-15	.200	100-149	.671	86	176	262	10.9	61	1	63	65	21	31	411	17.1
03	Amorie Archibald	25-25	780	31.2	110-235	.468	40-106	.377	77-87	.885	10	82	92	3.7	35	1	65	33	3	25	337	13.5
00	Keaston Willis	25-22	717	28.7	98-253	.387	67-171	.392	27-40	.675	10	75	85	3.4	33	1	36	21	4	25	290	11.6
22	Isaiah Crawford	3-3	65	21.7	14-27	.519	1-5	.200	5-7	.714	6	8	14	4.7	6	0	5	7	1	4	34	11.3
24	Cobe Williams	25-25	731	29.2	86-222	.387	30-101	.297	68-88	.773	13	68	81	3.2	50	0	85	56	0	27	270	10.8
23	David Green	25-0	385	15.4	63-132	.477	30-84	.357	21-34	.618	19	62	81	3.2	42	1	15	13	6	13	177	7.1
04	Kaleb Stewart	22-0	266	12.1	33-75	.440	13-40	.325	7-7	1.000	0	9	9	0.4	11	0	17	9	0	7	86	3.9
21	Exavian Christon	25-25	603	24.1	32-91	.352	17-53	.321	15-20	.750	6	51	57	2.3	39	0	37	20	3	15	96	3.8
01	Kenny Hunter	25-1	282	11.3	43-68	.632	0-0	.000	9-15	.600	35	38	73	2.9	37	0	6	20	13	4	95	3.8
11	LaDamien Bradford	24-0	373	15.5	32-69	.464	7-26	.269	13-25	.520	10	54	64	2.7	30	0	38	18	3	19	84	3.5
05	Terran Williams	14-0	88	6.3	13-31	.419	7-23	.304	5-7	.714	2	11	13	0.9	9	0	3	4	0	0	38	2.7
13	Stacey Thomas	9-0	51	5.7	6-8	.750	0-0	.000	2-6	.333	7	5	12	1.3	4	0	1	1	1	1	14	1.6
10	Ben Ponder	6-0	17	2.8	3-7	.429	1-4	.250	0-0	.000	0	0	0	0.0	0	0	0	2	0	0	7	1.2
Team											33	40	73				11					
Total.....		25	5000		687-1499	.458	216-628	.344	349-485	.720	237	679	916	36.6	357	4	371	280	55	171	1939	77.6
Opponents.....		25	5000		621-1495	.415	200-584	.342	281-383	.734	250	653	903	36.1	442	-	329	353	67	151	1723	68.9

TEAM STATISTICS	TECH	OPP	Date	Opponent	Score	Att.
SCORING	1939	1723	11/09/21	at Alabama	L 64-93	12613
Points per game	77.6	68.9	11/12/21	JACKSON STATE	w 70-68	2449
Scoring margin	+8.6	-	11/15/21	JARVIS CHRISTIAN	w 91-61	2134
FIELD GOALS-ATT	687-1499	621-1495	11/19/21	at Northwestern State	w 83-64	1378
Field goal pct	.458	.415	11/24/21	ULM	w 96-74	2233
3 POINT FG-ATT	216-628	200-584	11/27/21	at NC State	L 81-90	10919
3-point FG pct	.344	.342	12/01/21	TEXAS SOUTHERN	w 87-60	2286
3-pt FG made per game	8.6	8.0	12/04/21	at Santa Clara	w 78-75	821
FREE THROWS-ATT	349-485	281-383	12/11/21	UL-LAFAYETTE	w 78-69	2603
Free throw pct	.720	.734	12/14/21	LSU-SHREVEPORT	w 84-70	2078
F-Throws made per game	14.0	11.2	12/18/21	vs LSU	L 57-66	6868
REBOUNDS	916	903	12/22/21	CROWLEY'S RIDGE	w 99-56	1898
Rebounds per game	36.6	36.1	* 12/30/21	MARSHALL	w 79-56	2778
Rebounding margin	+0.5	-	* 01/01/22	WKU	w 74-73	2348
ASSISTS	371	329	* 01/06/22	at UTEP	w 64-52	3701
Assists per game	14.8	13.2	* 01/08/22	at UTSA	w 79-63	773
TURNOVERS	280	353	* 01/13/22	SOUTHERN MISS	w 80-57	2731
Turnovers per game	11.2	14.1	* 01/16/22	at Southern Miss	w 76-62	3110
Turnover margin	+2.9	-	* 01/22/22	UAB	L 76-83	4071
Assist/turnover ratio	1.3	0.9	* 01/27/22	RICE	w 80-63	2634
STEALS	171	151	* 01/29/22	NORTH TEXAS	L 62-63	4002
Steals per game	6.8	6.0	* 02/03/22	at Florida Atlantic	L 73-83	1683
BLOCKS	55	67	* 02/05/22	at FIU	w 86-82	4276
Blocks per game	2.2	2.7	* 02/10/22	at Charlotte	w 82-77	2770
ATTENDANCE	37022	48912	* 02/17/22	UTEP	L 60-63	2777
Home games-Avg/Game	14-2644	10-4204				
Neutral site-Avg/Game	-	1-6868				

* = Conference game

Score by Periods	1st	2nd	Totals
Louisiana Tech	894	1045	1939
Opponents	746	977	1723

2021-22 CONFERENCE STATISTICS

2021-22 Men's Basketball

Louisiana Tech Combined Team Statistics (as of Feb 17, 2022)

Conference games only

RECORD:	OVERALL	HOME	AWAY	NEUTRAL
ALL GAMES	9-4	4-3	5-1	0-0
CONFERENCE	9-4	4-3	5-1	0-0
NON-CONFERENCE	0-0	0-0	0-0	0-0

#	Player	gp-gs	min	avg	Total		3-Point		F-Throw		Rebounds				pf	dq	a	to	blk	stl	pts	avg
					fg-fga	fg%	3fg-fga	3fg%	ft-fa	ft%	off	def	tot	avg								
02	Kenneth Lofton, Jr.	13-13	366	28.2	75-151	.497	2-6	.333	60-87	.690	40	111	151	11.6	33	1	46	42	9	21	212	16.3
24	Cobe Williams	13-13	401	30.8	56-138	.406	25-69	.362	44-57	.772	8	35	43	3.3	31	0	38	30	0	12	181	13.9
03	Amorie Archibald	13-13	429	33.0	60-125	.480	23-58	.397	31-36	.861	5	50	55	4.2	23	1	33	18	2	12	174	13.4
00	Keaston Willis	13-13	400	30.8	58-138	.420	37-90	.411	9-17	.529	4	28	32	2.5	19	0	16	9	3	16	162	12.5
23	David Green	13-0	207	15.9	35-67	.522	16-43	.372	9-14	.643	11	35	46	3.5	17	0	6	4	3	10	95	7.3
21	Exavian Christon	13-13	317	24.4	16-47	.340	7-25	.280	5-8	.625	4	26	30	2.3	18	0	18	9	1	4	44	3.4
10	Ben Ponder	1-0	4	4.0	1-1	1.000	1-1	1.000	0-0	.000	0	0	0	0.0	0	0	0	1	0	0	3	3.0
11	LaDamien Bradford	13-0	200	15.4	16-37	.432	2-13	.154	5-12	.417	4	28	32	2.5	17	0	14	7	3	10	39	3.0
01	Kenny Hunter	13-0	118	9.1	13-27	.481	0-0	.000	4-9	.444	17	18	35	2.7	13	0	2	8	4	1	30	2.3
04	Kaleb Stewart	11-0	110	10.0	8-27	.296	5-17	.294	2-2	1.000	0	2	2	0.2	3	0	6	4	0	2	23	2.1
13	Stacey Thomas	8-0	37	4.6	3-5	.600	0-0	.000	2-2	1.000	5	2	7	0.9	4	0	0	1	0	1	8	1.0
05	Terran Williams	5-0	11	2.2	0-3	.000	0-3	.000	0-0	.000	1	2	3	0.6	1	0	0	1	0	0	0	0.0
Team											17	15	32							7		
Total.....		13	2600		341-766	.445	118-325	.363	171-244	.701	116	352	468	36.0	179	2	179	141	25	89	971	74.7
Opponents.....		13	2600		313-761	.411	108-297	.364	143-193	.741	125	351	476	36.6	226	-	161	183	34	66	877	67.5

TEAM STATISTICS	TECH	OPP	Date	Opponent	Score	Att.
SCORING	971	877	* 12/30/21	MARSHALL	w 79-56	2778
Points per game	74.7	67.5	* 01/01/22	WKU	w 74-73	2348
Scoring margin	+7.2	-	* 01/06/22	at UTEP	w 64-52	3701
FIELD GOALS-ATT	341-766	313-761	* 01/08/22	at UTSA	w 79-63	773
Field goal pct	.445	.411	* 01/13/22	SOUTHERN MISS	w 80-57	2731
3 POINT FG-ATT	118-325	108-297	* 01/16/22	at Southern Miss	w 76-62	3110
3-point FG pct	.363	.364	* 01/22/22	UAB	L 76-83	4071
3-pt FG made per game	9.1	8.3	* 01/27/22	RICE	w 80-63	2634
FREE THROWS-ATT	171-244	143-193	* 01/29/22	NORTH TEXAS	L 62-63	4002
Free throw pct	.701	.741	* 02/03/22	at Florida Atlantic	L 73-83	1683
F-Throws made per game	13.2	11.0	* 02/05/22	at FIU	w 86-82	4276
REBOUNDS	468	476	* 02/10/22	at Charlotte	w 82-77	2770
Rebounds per game	36.0	36.6	* 02/17/22	UTEP	L 60-63	2777
Rebounding margin	-0.6	-				
ASSISTS	179	161				
Assists per game	13.8	12.4				
TURNOVERS	141	183				
Turnovers per game	10.8	14.1				
Turnover margin	+3.2	-				
Assist/turnover ratio	1.3	0.9				
STEALS	89	66				
Steals per game	6.8	5.1				
BLOCKS	25	34				
Blocks per game	1.9	2.6				
ATTENDANCE	21341	16313				
Home games-Avg/Game	7-3049	6-2719				
Neutral site-Avg/Game	-	0-0				

* = Conference game

Score by Periods	1st	2nd	Totals
Louisiana Tech	434	537	971
Opponents	387	490	877

TV/RADIO ROSTER



0

KEASTON WILLIS

G - 6'3" - 190 - SO/TR
SULPHUR SPRINGS, TEXAS



1

KENNY HUNTER

F - 6'10" - 235 - FR/1L
SHREVEPORT, LA.



2

KENNETH LOFTON, JR.

F - 6'7" - 275 - FR/1L
PORT ARTHUR, TEXAS



3

AMORIE ARCHIBALD

G - 6'3" - 185 - SR/4L
DELTONA, FLA.



4

KALEB STEWART

G - 6'3" - 180 - FR/HS
ATASCOCITA, TEXAS



5

TERRAN WILLIAMS

G - 6'5" - 200 - FR/HS
MARIANNA, ARK.



10

BEN PONDER

G - 6'3" - 195 - FR/HS
SHREVEPORT, LA.



11

LADAMIEN BRADFORD

G - 6'5" - 215 - FR/TR
JONESBORO, LA.



13

STACEY THOMAS

F - 6'8" - 225 - JR/3L
HOUSTON, TEXAS



14

WILL ALLEN

F - 6'7" - 210 - FR/HS
NEW ORLEANS, LA.



21

EXAVIAN CHRISTON

G - 6'4" - 200 - SR/3L
HOT SPRINGS, ARK.



22

ISAIAH CRAWFORD

F - 6'6" - 220 - SO/2L
FORT WORTH, TEXAS



23

DAVID GREEN

F - 6'7" - 215 - FR/TR
APOPKA, FLA.



24

COBE WILLIAMS

G - 6'0" - 180 - SO/2L
DALLAS, TEXAS