



UTSA ROADRUNNERS BASKETBALL

ATHLETICS COMMUNICATIONS CONTACTS: Brent Ingram (brent.ingram@utsa.edu; C: 210-845-8651) or Brady Meister brady.meister@utsa.edu; C: 712-870-3423)

NOVEMBER (1-0)

| | | |
|----|----------------------------|-----------|
| 09 | TRINITY [Texas] | W, 97-66 |
| 12 | at Oklahoma | 7 p.m. |
| 15 | TEXAS A&M-COMMERCE | 7:30 p.m. |
| 16 | DENVER ^ | 7:30 p.m. |
| 17 | IUPUI ^ | 4:30 p.m. |
| 21 | TEXAS A&M-COPRUS CHRISTI ^ | 3 p.m. |
| 24 | LAMAR | 2 p.m. |
| 29 | ST. MARY'S | 7 p.m. |

DECEMBER (0-0)

| | | |
|----|-----------------------|--------|
| 02 | at Grand Canyon | 8 p.m. |
| 11 | vs. Sam Houston # | TBD |
| 17 | UTRGV | 7 p.m. |
| 21 | at Illinois State | 2 p.m. |
| 22 | OUR LADY OF THE LAKE | 7 p.m. |
| 30 | at Middle Tennessee * | 4 p.m. |

JANUARY (0-0)

| | | |
|----|--------------------|--------|
| 01 | at UAB * | 3 p.m. |
| 06 | SOUTHERN MISS * | 7 p.m. |
| 08 | LOUISIANA TECH * | 3 p.m. |
| 13 | at Old Dominion * | 6 p.m. |
| 15 | at Charlotte * | 3 p.m. |
| 20 | at UTEP * | 3 p.m. |
| 23 | UTEP * | 3 p.m. |
| 27 | FIU * | 7 p.m. |
| 29 | FLORIDA ATLANTIC * | 1 p.m. |

FEBRUARY (0-0)

| | | |
|----|---------------------|---------|
| 03 | at Rice * | 7 p.m. |
| 05 | at North Texas * | 5 p.m. |
| 13 | WESTERN KENTUCKY * | 12 p.m. |
| 17 | at Southern Miss * | 7 p.m. |
| 19 | at Louisiana Tech * | 4 p.m. |
| 24 | UAB * | 7 p.m. |

MARCH (0-0)

| | | |
|----|-----------------------|--------|
| 03 | NORTH TEXAS * | 7 p.m. |
| 05 | RICE * | 2 p.m. |
| 09 | C-USA First Round ! | TBD |
| 10 | C-USA Quarterfinals ! | TBD |
| 11 | C-USA Semifinals ! | TBD |
| 12 | C-USA Championship ! | TBD |

Home Game at the Convocation Center

^ - UTSA Multi-Team Event (San Antonio, Texas)

* - Conference USA Game

! - Conference USA Championship (Frisco, Texas)

All times CENTRAL

Dates and times subject to change



UTSA ROADRUNNERS
(1-0, 0-0 C-USA)



OKLAHOMA SOONERS

(1-0, 0-0 Big 12)

7 p.m. • Nov. 12

Lloyd Noble Center • Norman, Okla.

HEADLINES AND STORYLINES

- UTSA returns five players who earned starts last year, including junior center Jacob Germany, senior forward Cedrick Alley Jr., sophomore guard Jordan Ivy-Curry junior guard Erik Czumbel and senior forward Phoenix Ford.
- Ivy-Curry earned C-USA All-Freshman Team honors in his collegiate debut season last year, while Germany returns after starting 24 games and averaging 10.3 points and 6.0 rebounds per game.
- The Roadrunners welcome the addition of senior guard Darius McNeill for the 2021-22 season. McNeill, a former four-star recruit out of Houston, started his career with 58 starts over two years at Cal, where he broke the record for freshman 3-pointers made, before playing last year at SMU.
- UTSA is in the midst of an exciting time on campus as the move to The American Conference was announced in the fall of 2021. UTSA has been a member of Conference USA since 2014 after a season in the Western Athletic Conference following a long history in the Southland.
- The Roadrunners must replace the two top scorers in program history in 2021-22, in guards Jhivvan Jackson and Keaton Wallace. The pair rank 1-2 in the UTSA record books in career scoring, with Jackson totaling the 52nd most points in college basketball history and Wallace chipping in 2,080 points, the 458th most in NCAA annals.
- UTSA finished the 2020-21 season winners of 10 of its final 13 games.
- UTSA is under the direction of sixth-year head coach Steve Henson, a member of the Kansas State Athletics Hall of Fame and the 2017-18 C-USA Coach of the Year. Henson played seven seasons in the NBA and is one of 24 current head coaches in the NCAA who played in the NBA.

SETTING THE SCENE

Live video Bally Sports Oklahoma

Radio Ticket 760 AM
Jay Howard (play-by-play)
Pregame show starts 30 minutes before tipoff

Series vs. OU: Oklahoma leads, 6-0
Last Meeting: OU 105, UTSA 66
(Dec. 3, 2020 in Norman)

UTSA HEAD COACH STEVE HENSON

(Kansas State, 1990)

Career Record: 80-79 (6th year)
UTSA Record: same
vs. OU: 0-4

OKLAHOMA HEAD COACH PORTER MOSER

(Creighton, 1990)

Career Record: 294-242 (17th year)
OU Record: 1-0 (1st year)
vs. UTSA: first meeting

WE ARE UTSA

When referencing University of Texas at San Antonio Athletics, PLEASE USE THE ACRONYM **UTSA** AND THE NICKNAME **ROADRUNNERS**. Please refrain from using UT-San Antonio, Texas-San Antonio, UT-SA, or any other variation.



UTSA ROADRUNNERS AT A GLANCE

| Probable Starters | Pos. | Ht. | Wt. | Cl.-Exp. | Hometown | G-GS | PPG | RPG | Other |
|---------------------|------|------|-----|----------|------------------|------|------|-----|--------------------|
| 0 Cedrick Alley Jr. | F | 6-6 | 230 | R-Sr.-1L | Houston, Texas | 1-1 | 6.0 | 7.0 | 20 min on Tues. |
| 1 Darius McNeill | G | 6-3 | 185 | Sr.-TR | Houston, Texas | 1-1 | 11.0 | 4.0 | Cal/SMU transfer |
| 3 Dhieu Deing | G | 6-5 | 175 | Jr.-TR | High Point, N.C. | 1-1 | 13.0 | 4.0 | 3 made 3's Tues. |
| 21 Jordan Ivy-Curry | G | 6-2 | 175 | So.-1L | La Marque, Texas | 1-1 | 19.0 | 1.0 | career-high 19 pts |
| 24 Jacob Germany | C | 6-11 | 235 | Jr.-2L | Kingston, Okla. | 1-1 | 24.0 | 3.0 | 24 pts in 19 min |

| Key Reserves | Pos. | Ht. | Wt. | Cl.-Exp. | Hometown | G-GS | PPG | RPG | Other |
|---------------------|------|-----|-----|----------|----------------------|------|-----|-----|-----------------|
| 4 Josh Farmer | F | 6-9 | 195 | Fr.-HS | Houston, Texas | 1-0 | 5.0 | 6.0 | 16 min on Tues. |
| 10 Erik Czumbel | G | 6-3 | 200 | Jr.-2L | Verona, Italy | 1-0 | 3.0 | 1.0 | 3 steals |
| 11 Lachlan Bofinger | F | 6-6 | 220 | So.-1L | Sydney, Australia | 1-0 | 6.0 | 6.0 | 3 assists |
| 12 Phoenix Ford | F | 6-8 | 225 | R-Sr.-2L | St. Petersburg, Fla. | 1-0 | 4.0 | 3.0 | 14 min on Tues. |
| 20 Lamin Sabally | G | 6-7 | 195 | Fr.-HS | Berlin, Germany | 1-0 | 5.0 | 4.0 | 12 min on Tues. |

THE UTSA BASKETBALL SHOW

SELECTED DATES

Hosted by Andy Everett, **The UTSA Basketball Show** airs on select days during the Conference USA season. Fans can join the show live at the SandBox, at the corner of Babcock and UTSA Blvd. via a live stream on the UTSA Athletics Facebook page, or tune in to The Ticket 760 and Ticket760.com and everywhere fans want to listen via the free all-in-one iHeartRadio app.

| | | | | |
|---------|---------|---------|---------|---------|
| Jan. 3 | Jan. 17 | Jan. 31 | Feb. 14 | Feb. 28 |
| Jan. 10 | Jan. 24 | Feb. 7 | Feb. 21 | March 7 |






Isaiah Addo-Ankrah
G, 6-6, 200, So.
Houston, Texas



Aleu Aleu
G/F, 6-8, 180, Jr.
Austin, Texas



Cedrick Alley Jr.
F, 6-6, 230, Sr.
Houston, Texas



Lachlan Bofinger
F, 6-6, 220, So.
Sydney, Australia




Erik Czumbel
G, 6-3, 200, Jr.
Verona, Italy



Dhieu Deing
G, 6-5, 175, Jr.
High Point, N.C.



Josh Farmer
F, 6-9, 195, Fr.
Houston, Texas



Phoenix Ford
F, 6-8, 225, R-Sr.
St. Petersburg, Fla.



Jacob Germany
C, 6-11, 235, Jr.
Kingston, Okla.



Jordan Ivy-Curry
G, 6-2, 175, So.
La Marque, Texas



Artan Jabbar
G, 5-11, 185, Jr.
Fort Worth, Texas



Azavier Johnson
G, 6-5, 205, Fr.
Las Vegas, Nev.



Darius McNeill
G, 6-3, 185, Sr.
Houston, Texas



Adrian Rodriguez
F, 6-7, 245, R-Sr.
Tulsa, Okla.



Lamin Sabally
G, 6-7, 195, Fr.
Berlin, Germany



Christian Tucker
G, 6-3, 170, Fr.
Chandler, Ariz.



Steve Henson
Head Coach
Sixth Year



Mike Peck
Associate Head Coach
Sixth Year



Scott Thompson
Assistant Coach
Sixth Year



Adam Hood
Assistant Coach
Sixth Year



Jeff Luster
Director of Operations
Seventh Year



Joseph Klein
Graduate Assistant Manager
First Year



Christian Wood
Director of Basketball Performance
Third Year



Josh Modica
Athletics Trainer
Ninth Year



(FINAL IN 2020-21)

Western Division

| Rk. | Institution | C-USA | Overall |
|-----|----------------|-------|---------|
| 1. | Louisiana Tech | 12-4 | 24-8 |
| 2. | UAB | 13-5 | 22-7 |
| 3. | North Texas | 9-5 | 18-10 |
| 4. | UTSA | 9-7 | 15-11 |
| 5. | UTEP | 8-8 | 12-12 |
| 6. | Rice | 6-10 | 15-13 |
| 7. | Southern Miss | 4-13 | 8-17 |

Eastern Division

| Rk. | Institution | C-USA | Overall |
|-----|------------------|-------|---------|
| 1. | WKU | 11-3 | 21-8 |
| 2. | Old Dominion | 11-5 | 15-8 |
| 3. | Marshall | 9-5 | 15-7 |
| 4. | Florida Atlantic | 7-5 | 13-10 |
| 5. | Charlotte | 5-11 | 9-16 |
| 6. | Middle Tennessee | 3-13 | 5-18 |
| 7. | FIU | 2-15 | 9-17 |



UTSA QUICK FACTS

GENERAL INFORMATION

Name of Institution: The University of Texas at San Antonio
Location: San Antonio, Texas
Founded: 1969
Enrollment: 34,742
Nickname: Roadrunners
School Colors: Navy Blue (PMS 289), Orange (PMS 1665) & White
Arena (Capacity): Convocation Center (2,650)
Year Opened: 1975
Conference: Conference USA
President: Dr. Taylor Eighmy (Tufts, 1980)
Director of Athletics: Dr. Lisa Campos (Colorado State)
Athletic Department Phone: 210.458.4161
Ticket Office Phone: 210.458.UTSA (8872)

TEAM INFORMATION

2020-21 Overall Record: 15-11

Home: 12-2

Away: 2-8

Neutral: 1-1

Conference Record/Finish: 9-7/7th

Lettermen Returning/Lost: 9/5

Starters Returning/Lost: 2/3

Newcomers: 7

HISTORY

First Year of Basketball: 1981-82

All-Time Record: 592-589

All-Time Conference USA Record -- since 2013-14: 50-72

All-Time Conference USA Tournament Record -- since 2013-14: 3-8

Conference Regular Season Championships: 3

1990-91 (Trans America Athletic Conference) • 1991-92

(Southland Conference) • 2003-04 (Southland)

Conference Tournament Championships: 4

1988 (Trans America Athletic Conference) • 1999 (Southland

Conference) • 2004 (Southland) • 2011 (Southland)

NCAA Tournament Appearances/Record: 4/1-4 (.200)

1988 • 1999 • 2004 • 2011

Last NCAA Postseason Opponent/Result: 2011

Lost to No. 1 seed Ohio State, 75-46 (March 18, 2011)

2021-22 UTSA ROADRUNNERS

| No. | Name | Pos. | Ht. | Wt. | Yr.-Exp. | Hometown/Previous School |
|-----|--------------------|------|------|-----|----------|--|
| 0 | Cedrick Alley Jr. | F | 6-6 | 230 | R-Sr.-1L | Houston, Texas/Klein Forest HS/Houston |
| 1 | Darius McNeill | G | 6-3 | 185 | Sr.-TR | Houston, Texas/Westfield HS/Cal/SMU |
| 2 | Aleu Aleu | G/F | 6-8 | 180 | Jr.-TR | Austin, Texas/Austin HS/Temple CC |
| 3 | Dhieu Deing | G | 6-5 | 175 | Jr.-TR | High Point, N.C./High Point Central HS/USC Aiken/Dodge City [Kan.] CC |
| 4 | Josh Farmer | F | 6-9 | 195 | Fr.-HS | Houston, Texas/Sharpstown HS |
| 5 | Azavier Johnson | G | 6-5 | 205 | Fr.-HS | Las Vegas, Nev./Faith Lutheran HS |
| 10 | Erik Czumbel | G | 6-3 | 200 | Jr.-2L | Verona, Italy/Liceo Leonardo da Vinci |
| 11 | Lachlan Bofinger | F | 6-6 | 220 | So.-1L | Sydney, Australia/Montverde Academy (Fla.) |
| 12 | Phoenix Ford | F | 6-8 | 225 | R-Sr.-2L | St. Petersburg, Fla./St. Petersburg HS/Richmond/Mississippi Gulf Coast |
| 13 | Artan Jabbar | G | 5-11 | 185 | Jr.-1L | Fort Worth, Texas/Southwest Christian School/Dallas Baptist |
| 20 | Lamin Sabally | G | 6-7 | 195 | Fr.-HS | Berlin, Germany/Bella Vista [Ariz.] Prep |
| 21 | Jordan Ivy-Curry | G | 6-2 | 175 | So.-1L | La Marque, Texas/La Marque HS |
| 22 | Christian Tucker | G | 6-3 | 170 | Fr.-HS | Chandler, Ariz./Gilbert Perry HS |
| 24 | Jacob Germany | C | 6-11 | 235 | Jr.-2L | Kingston, Okla./Kingston HS |
| 25 | Adrian Rodriguez | F | 6-7 | 245 | R-Sr.-3L | Tulsa, Okla./Union HS |
| 32 | Isaiah Addo-Ankrah | G | 6-6 | 200 | So.-1L | Houston, Texas/Second Baptist HS |

Head Coach: Steve Henson (Sixth season • Kansas State, 1990)

Associate Head Coach: Mike Peck (Sixth season • Northwood, 1993)

Assistant Coach: Scott Thompson (Sixth season • Mississippi, 2002)

Assistant Coach: Adam Hood (Sixth season • Air Force, 2008)

Director of Operations: Jeff Luster (Seventh season • Tabor College, 1996)

Athletic Trainer: Josh Modica (Ninth season • Missouri State, 2010)

Director of Basketball Performance: Christian Wood

(Third season • Our Lady of the Lake University, 2017)

Graduate Assistant Manager: Joseph Klein (First season • Arizona, 2021)

Student Managers: Ethan Gager, Jordan Litofsky, Todd Torres

PRONUNCIATION GUIDE

| | |
|----|--|
| 2 | Aleu (AHH-ley-you) Aleu (AHH-ley-you) |
| 3 | Dhieu (DILL) Deing (DING) |
| 4 | Artan (ARR-tin) Jabbar (JAH-bar) |
| 5 | Azavier (like A-Xavier) Johnson |
| 10 | Erik Czumbel (ZUM-bel) |
| 11 | Lachlan (LATCH-lan) Bofinger (BOFF-in-JER) |
| 20 | Lamin (LAY-men) Sabally (SAH-buh-lee) |
| 32 | Isaiah Addo-Ankra (AHH-do AN-krah) |

CONNECTING THE PROGRAMS

- The meeting with UTSA-Oklahoma marks a homecoming for UTSA head coach Steve Henson, who served as an assistant coach for the Sooners from 2011-16. Henson is a long-time assistant coach for former OU coach Lon Kruger, also playing for him at Kansas State (1986-90). After Henson's nine-year professional playing career concluded, he began 15 seasons on the staff of Kruger.
- Assistant coach Scott Thompson is a veteran of Kruger's staff as well, spending five seasons with Oklahoma (2011-16) as the video coordinator and character coach.
- UTSA also boasts two student-athletes from the Sooner state, including junior center Jacob Germany (Kingston) and redshirt senior forward Adrian Rodriguez (Tulsa). Germany was a four-star recruit out of Kingston High School, where he helped lead his team to the state 3A championship with a 21-point, 12-rebound effort in the title game in 2018-19. Kingston finished with a 28-2 record.
- Rodriguez prepped at Union High School, where he earned all-state honors after averaging 14.1 points, 8.4 rebounds and 2.3 assists per game as a senior in 2016-17. He recently medically retired after battling injuries throughout his career but has remained a fixture in the program.

SERIES HISTORY, LAST MEETINGS

- The Sooners have won all six meetings between the two schools, who will be meeting for the fifth consecutive year.
- The Sooners posted a 105-66 win over UTSA last year in the meeting in Norman, which was rescheduled from the season opener after COVID-19 concerns hit the OU program. Brady Manek had 29 points on eight 3-pointers and De'Vion Harman had 22 points and five boards. Jhivvan Jackson led UTSA with 28 points on 10 of 21 shooting.
- The Sooners posted an 85-67 win over UTSA in the season opener in 2019-20 in Norman, as OU got 23-point outings from Harmon and Austin Reaves. Jamal Bienemy had 11 rebounds, while Victor Iwuakor added seven points and six rebounds. UTSA was led by Jackson's 24 points, despite a 1-for-10 shooting from distance, with Keaton Wallace chipping in 17 points and nine rebounds.
- OU posted an 87-67 win over the Roadrunners in San Antonio in 2018-19, owning a 39-29 advantage in the first and a 48-38 mark in the second half. OU outscored UTSA 52-32 in the pair and 17-8 in fast-break points, shooting 50.7 percent from the field, while UTSA was held to 35.6 percent.
- The Roadrunners were led by a double-double from Giovanni De Nicolao, who had 12 points and 10 rebounds, adding two assists in 31 minutes. UTSA was without Jackson, who missed the game while recovering from season-ending injury suffered a year prior. Wallace led UTSA's scorers with 16 points, four rebounds and four assists, while Nick Allen added 15 points. Byron Frohnen had nine points and 10 rebounds. OU got a game-best 24 points from Christian James, who was 8 of 10 from the field with a trio of 3-pointers. Manek had a double-double with 10 points and 11 rebounds, with Kristian Doolittle adding eight points and 11 boards.
- In the 2017-18 meeting, OU posted a 97-85 win in Norman, using a 42-37 lead in the first and a 55-48 margin in the second for the win. Jackson went for 31 points on 11 of 17 shooting, with Wallace adding 17 points and six assists.



LAST TIME OUT

UTSA 97, TRINITY 66 // NOV. 9 // CONVOCATION CENTER // SAN ANTONIO

| Score by Periods | 1st | 2nd | Total | GAME LEADERS | UTSA | TRINITY |
|------------------|-----|-----|-------|--------------|---------------|-------------|
| Trinity | 30 | 36 | 66 | Points | Germany - 24 | Hanley - 9 |
| UTSA | 49 | 48 | 97 | Rebounds | Alley Jr. - 7 | Nickell - 5 |
| | | | | Assists | McNeill - 6 | 2 with 5 |

SAN ANTONIO -- Jacob Germany had 24 points to lead four UTSA men's basketball standouts in double figures, fueling a 97-66 win over Trinity [Texas] in the season opener for the Roadrunners, on Tuesday night at the Convocation Center.

UTSA (1-0) rolled to a season-opening win over Trinity (1-0) on Tuesday night behind the quartet of double-figure scorers. Germany had 24 points on 10 of 15 shooting in just 19 minutes of action, adding three rebounds and two blocks.

Sophomore guard Jordan Ivy-Curry chipped in 19 points with two assists and two steals in 26 minutes, sinking three 3-pointers in the second half. Newcomer Dhieu Deing had 13 points, five rebounds, four assists and two steals and fellow newcomer Darius McNeill had 11 points, six assists, four rebounds and a steal in 28 minutes.

The Roadrunners shot 47.4 percent in the game on 36 of 76 shooting, sinking seven 3-pointers. UTSA limited Trinity to 44.4 percent from the field, owning a 44-37 advantage on rebounds, a 52-38 margin in points in the paint, a 32-11 margin in fast-break points and an 18-6 lead in second-chance points. UTSA owned a 49-30 halftime advantage and outscored TU by 12 in the second half.

UTSA also got six points and a team-leading seven rebounds from Cedrick Alley Jr., who added three assists and two blocks. Lachlan Bofinger had six points, six rebounds and three assists in 15 minutes.

PLAYING FAST IN SEASON OPENER

- UTSA opened the season with a 97-66 win over Trinity [Texas] on Tuesday night at the Convocation Center.
- UTSA was led by four players in double figures, including junior center Jacob Germany who had 24 points and three rebounds. Jordan Ivy-Curry (19), Darius McNeill (11), Dhieu Deing (13) each scored in double figures as UTSA shot 47.4 percent from the field, owning margins in fast-break points (32-11), points off turnovers (29-8), points in the paint (52-38) and second-chance points (18-6).

RETURNING FROM THE 2020-21 ROSTER

- UTSA returns several key contributors from a 2020-21 team that went 15-11 and 9-7 in league play to finish seventh overall in the standings. The Roadrunners must replace the top two scorers in program history, guards Jhivvan Jackson and Keaton Wallace, but return four players who earned starts last year. Among the returnees, including junior center Jacob Germany, who averaged 10.3 points and 6.0 rebounds per game, starting 24 of 26 games. Senior forward Cedrick Alley Jr., a former Texas Mr. Basketball and transfer from Houston, started 16 of 24 games, averaging 6.3 points and 4.4 rebounds per game. Sophomore guard Jordan Ivy-Curry, a 2020-21 C-USA All-Freshman Team selection, averaged 7.2 points and 2.8 rebounds per game, while making starts in the final 11 games of the year, eight UTSA wins. Junior point guard Erik Czumbel made seven starts as a sophomore, with senior forward Phoenix Ford making a pair of starts in the post.
- The Roadrunners averaged 78.8 points per game in 2020-21, allowing 73.3 points. UTSA shot 44.7 percent and 33.4 percent from 3-point range, with a 76.1 percent clip from the free-throw line. Opponents shot 42.3 percent as a team and 33.8 percent from range. UTSA owned a 38.5 average in rebounds per game, with 6.2 steals and 3.2 blocks.

REPLACING HISTORY

- The major storyline for the Roadrunners in 2021-22 is how will UTSA replace the top two scorers in program history? Four-year starting guards Jhivvan Jackson and Keaton Wallace lit up scoreboards throughout their careers as explosive scoring dynamos. Jackson finished his career tops in program history and 52nd in college basketball history with 2,551 career points. Wallace checked in second in program history and 458th in NCAA history with 2,080 career points. The pair combined as the second-highest scoring duo from the same recruiting class in NCAA history, behind only Duke's Johnny Dawkins and Mark Alaire. For four seasons, UTSA's offense revolved around getting quality looks for the two best scorers in program history and with the pair off to professional basketball, UTSA will have a different look in 2021-22. The Roadrunners will utilize junior center Jacob Germany, an athletic two-year starter, 6-foot-2 scoring guard Jordan Ivy-Curry and senior Cedrick Alley Jr. as key elements in the offense. In addition, UTSA welcomes the addition of senior Darius McNeill, a former four-star recruit who set the Cal program record for freshman 3-pointers, before transferring to SMU last year.

SCOUTING THE SOONERS

- Oklahoma opened its year on Tuesday with a 77-59 win over Northwestern State in Norman in front of 6,022. Jalen Hill and Tanner Groves each had 15 points to lead three in double figures in the debut of first-year head coach Porter Moser.
- The Sooners shot 55.2 percent as a team and held Northwestern State to 43.9 percent but were outrebounded 34-32.

UTSA'S RECORD ...

| SITUATION | 2021-22 | HENSON ERA |
|--------------------------------|---------|------------|
| Overall | 1-0 | 80-79 |
| at home | 1-0 | 59-18 |
| on the road | 0-0 | 18-47 |
| neutral site | 0-0 | 4-14 |
| overtime games | 0-0 | 4-4 |
| decided by 10 pts. or less | 0-0 | 37-37 |
| decided by 5 pts. or less | 0-0 | 15-15 |
| following a win | 0-0 | 39-42 |
| following a loss | 0-0 | 40-36 |
| in November | 1-0 | 12-19 |
| in December | 0-0 | 18-13 |
| in January | 0-0 | 21-22 |
| in February | 0-0 | 19-14 |
| in March | 0-0 | 10-11 |
| Sunday | 0-0 | 7-3 |
| Monday | 0-0 | 2-4 |
| Tuesday | 1-0 | 3-4 |
| Wednesday | 0-0 | 8-10 |
| Thursday | 0-0 | 19-24 |
| Friday | 0-0 | 8-7 |
| Saturday | 0-0 | 33-27 |
| leads at half | 1-0 | 63-18 |
| trails at half | 0-0 | 13-57 |
| tied at half | 0-0 | 4-3 |
| scores less than 60 | 0-0 | 0-4 |
| scores 60-69 | 0-0 | 13-32 |
| scores 70-79 | 0-0 | 23-22 |
| scores 80-89 | 0-0 | 19-10 |
| scores 90+ | 1-0 | 21-2 |
| opp. scores less than 60 | 0-0 | 18-2 |
| opp. scores 60-69 | 1-0 | 27-7 |
| opp. scores 70-79 | 0-0 | 26-26 |
| opp. scores 80-89 | 0-0 | 7-26 |
| opp. scores 90+ | 0-0 | 1-15 |
| outrebounded opponent | 1-0 | 60-20 |
| opponent outrebounded | 0-0 | 18-51 |
| rebounds are equal | 0-0 | 2-7 |
| shooting 50%+ FG | 0-0 | 27-1 |
| shooting less than 50% FG | 1-0 | 53-77 |
| opp. shooting 50%+ FG | 0-0 | 3-25 |
| opp. shooting less than 50% FG | 1-0 | 75-54 |
| shooting 40%+ FG | 1-0 | 61-32 |
| opp. shooting 40%+ FG | 1-0 | 37-68 |
| shooting less than 40% FG | 0-0 | 14-47 |
| opp. shooting less than 40% FG | 0-0 | 40-6 |
| more FTA than opponent | 1-0 | 31-10 |
| fewer FTA than opponent | 0-0 | 36-64 |
| equal FTA | 0-0 | 4-4 |
| more TO than opponent | 0-0 | 30-37 |
| fewer TO than opponent | 1-0 | 44-34 |
| equal TO | 0-0 | 6-7 |
| games decided by 1-3 pts. | 0-0 | 10-11 |
| games decided by 4-6 pts. | 0-0 | 15-9 |
| games decided by 7-10 pts. | 0-0 | 13-21 |
| games decided by 11+ pts. | 1-0 | 41-37 |

THE GERM READY TO LEAD

• UTSA's returning leader is junior center Jacob Germany, a 6-foot-11 native of Kingston, Okla. A former four-star recruit, who at the time as the top recruit in program history, Germany has started 34 of 57 games in his two-year career. A remarkable athlete with the ability to jump out of the gym and who is also considered UTSA's fastest player from line-to-line, Germany has developed into a major post threat to score and has worked diligently at expanding his game as a shooter. After arriving to San Antonio with a projectable frame, Germany has solidified his 235-pound body to more adequately handle the rigors of post play in Conference USA. He averaged 10.3 points and 6.0 rebounds per game last year while playing 21.2 minutes per game. He finished with a 49.1 percent clip from the field overall with five double-doubles. He had a season-best 26 points and 12 rebounds against Florida Atlantic as a sophomore and went for 15 rebounds in a win at Old Dominion as a freshman.

HENSON IN SIXTH YEAR LEADING ROADRUNNERS

- The Roadrunners are led by sixth-year head coach Steve Henson, the 2017-18 Conference USA Coach of the Year.
- Henson, a former star player at Kansas State (1986-90), took over at UTSA for the 2015-16 season and has quickly transitioned the Roadrunners in an up-tempo, high-scoring offensive unit.
- The native of Kansas took over at UTSA after five years as an assistant at Oklahoma for Lon Kruger. Henson was also on the staff with Kruger for seven seasons at UNLV after a season at South Florida and with the Atlanta Hawks.
- A member of the Kansas State Athletics Hall of Fame who led K-State to four straight NCAA Tournaments, Henson owns program records for assists, assists per game, free-throw percentage, minutes played, minutes per game, starts, consecutive games played and consecutive starts. He ranks among the program best in nine categories, including 3-point field goals and percentage, steals, free throws, scoring and assist to turnover ratio.
- A two-sport standout at K-State, he was a decathlete and placed third as a sophomore and junior at the Big Eight Championships.
- He was a second-round pick of the Milwaukee Bucks in the 1990 NBA Draft – going 44th overall – and played seven years in the NBA and two seasons in Italy and Greece.
- Henson is one of 21 coaches in the NCAA who played in the NBA.
- Henson earned Mr. Basketball honors while playing for his legendary father at McPherson High School.
- Henson has a knack for coaching elite scoring guards, including former Oklahoma standout Buddy Hield.

JUICE BACK FOR ENCORE

• A key returnee for the Roadrunners in 2021-22 is sophomore guard Jordan Ivy-Curry, who dons the nickname "Juice". A 2020-21 C-USA All-Freshman Team selection, Juice averaged 7.2 points and 2.8 rebounds per game last year, while shooting 47.8 percent from 3-point range in league games. After UTSA put Juice in the starting lineup for the final 11 games of the year, UTSA ripped off an 8-3 record. The 6-foot-2, 170 pound scoring dynamo, said he earned the nickname playing pickup basketball with older hoopers when he was young. His spark and energy, and ability to bring it against the older foes, earned him the nickname "Juice" by his opponents on the pickup court. Since gaining that nickname, Juice has lived up to it, scoring over 2,000 points at La Marque High School before coming to the Roadrunners. Despite playing in a backcourt with two of the top seven active scorers in college basketball and two of the top 15 in C-USA history, Ivy-Curry has shined.

RECRUITING SUCCESS

• UTSA has transformed the way the Roadrunners recruit under sixth-year head coach Steve Henson. Henson, along with assistant coaches Mike Peck, Adam Hood and Scott Thompson, have brought in four of the top five recruits in program history. The Roadrunners have three former four-star recruits on the roster in 2021-22, including junior center Jacob Germany, freshman 6-foot-9 forward Josh Farmer and former Cal/SMU transfer Darius McNeill.

WELCOME TO SAN ANTONIO, DARIUS

• UTSA's roster is buoyed by the addition of former four-star recruit, point guard Darius McNeill in 2021-22. McNeill, a former standout at Houston's Westfield High School, opened his career at Cal after receiving tons of recruiting interest. He set the Bears standard for freshman 3-pointers made, sinking 67 on 35.3 percent shooting. He averaged 11.3 points and 2.9 rebounds per game, with 2.2 assists per outing. McNeill started 30 of 32 games for the Bears as a freshman and had several breakout moments, including splashing a career-high 30 points with six assists

vs. Cal State Fullerton in 2017-18. As a sophomore for the Bears, McNeill averaged 11.0 points and 1.4 rebounds per game, starting 28 of 31 outings, shooting 34.9 percent from range. After sitting out the 2019-20 season, McNeill went to SMU during the COVID-impacted 2020-21 campaign, making one start in 12 games, with 7.3 points and 2.6 rebounds per game. He had a 17 point outing at Temple on Dec. 30, and ent for 13 vs. Texas A&M-Corpus Christi and at Dayton.

DEING PLAYS FOR SOUTH SUDAN IN AFROBASKET

- UTSA junior guard Dhieu Deing played for South Sudan in the 2021 FIBA African National Basketball Championship Aug. 24-Sept. 5 in Rwanda.
- Deing will suit up for his home nation in the 30th edition of the continental competition. The South Sudan team, coached by former 10-year NBA veteran Royal Ivey, has opened training camp in advance of the competition.
- This is South Sudan's first qualification to an international basketball tournament after gaining independence in 2011 as Africa's youngest country.
- Sudan is slated in Group D with Senegal, Cameroon and Uganda, part of a 16-team field.
- Deing, a 6-foot-5, 175-pound guard, transferred to UTSA after spending the 2020-21 season at Dodge City Community College in Kansas. He spent his freshman year at NCAA Division II USC Aiken in 2019-20 after completing his high school career as a two-time all-state honoree at High Point Central in High Point, N.C.
- Last year at Dodge City, Deing averaged 19.1 points and 4.7 rebounds per game, going for 20 or more points in 10 games. He had 30 or more in three games, including a season-high 34 points in early April. He shot 33.8 percent from 3-point range, 75.3 percent from the free-throw line and 39.1 percent from the field.

WALLACE PLAYS IN SUMMER LEAGUE, DRAFTED INTO G LEAGUE

- UTSA basketball great Keaton Wallace was picked in the second round with the ninth overall selection in the 2021 NBA G League Draft by the Wisconsin Herd and traded to the Los Angeles Clippers affiliate.
- Wallace, a native of Dallas, Texas, played the 2021 NBA Summer League with the Memphis Grizzlies, where had several breakout moments, including exploding for a team-high 20 points in his summer league debut against the Utah Jazz summer league roster.
- A 6-foot-3 guard who prepped at Richardson High School, Wallace exited his career at UTSA as the second all-time leading scorer in program history, netting 2,080 points in his career. He totaled the sixth-most points in Conference USA history and his total ranked 428th in NCAA basketball history. A four-time All-Conference USA selection, Wallace averaged 11.4 points and 3.1 rebounds per game during an all-freshman team campaign in 2017-18, before going for 20.2 points and 5.0 rebounds per game as a sophomore. He went for 18.8 points and 4.5 rebounds per game as a junior before averaging 16.8 points and 5.5 rebounds, with a career-best 3.4 assists per game in 2020-21.
- He ranks among the UTSA all-time leaders in points, ranking seventh in scoring average (16.8), third in games played (125), four in starts (109), third in free-throw percentage (80.6), seventh in free-throws made (304), second in field goal (715), ninth in rebounds (554) and sixth in assists (355).
- Combining with backcourt mate Jhivvan Jackson, the pair formed the second-highest scoring duo of any single recruiting class in NCAA history, behind only Duke's Johnny Dawkins and Mark Alarie in 1982-83. He was a two-time NABC All-District selection and a five-time C-USA Player of the Week, including when he poured in a career-best 45 points in a win at Marshall as a sophomore.

CEDRICK ALLEY A DEFENSIVE STOPPER

• Senior forward Cedrick Alley Jr. has developed a reputation throughout his career as a defensive stopper. A solidly built 6-foot-6, Alley opened his first three years as a former Texas Mr. Basketball at Houston. He was a weapon for the Cougs in 2018-19, starting 16 of 37 games played, averaging 4.6 points and 2.9 rebounds per game, connecting on 31 3-points. After playing in 23 games off the bench in 2019-20, Alley transferred to UTSA for the 2020-21 season. He started 16 games and played in 24, with 6.3 points and 4.4 rebounds per game, shooting 34 percent from range and 41.7 percent from the field. He took on prime defensive assignments throughout the year on the best opposing post players, locking up standout players including UTEP's Bryson Williams and WKU's Charles Bassey. As a senior in 2021-22, Alley has been rewarded with a "black shirt" during practice, signifying a player who is displaying the proper attention and intensity on the defensive end. He has stated throughout preseason that his top goal is to win C-USA Defensive Player of the Year honors and matchup nightly against the best player on the opposition.

ITALIAN CONNECTION

For each year of the Coach Steve Henson era, UTSA has had an Italian point guard in the mix. For three years, 6-foot-3 guard Giovanni de Nicolao led the team, nightly setting up scoring guards Jhivvan Jackson and Keaton Wallace, and helping pace the defensive sets for an offensively inclined team. After graduating and moving on to professional basketball in Italy, UTSA turned to Verona, Italy, native Erik Czumbel to run the point for much of his first two years on campus. A 6-3 point guard, Czumbel has started 31 games over two seasons. A defensively focused guard, Czumbel has found his 3-point stroke throughout his career, hitting on 37.3 percent of his 3-point attempts, including a 38.5 percent clip in 2020-21.

THE AMERICAN COMES CALLING

UTSA is in the midst of the most exciting time in its athletic history during the fall of 2021. The Roadrunners football team has broke into the top-25 for the first time in their 11-year history, sporting an 8-0 record heading into a matchup at UTEP on Nov. 6. UTSA has also announced that it will officially transition into The American Conference in the coming years after functioning as a member of Conference USA since 2014.

"We are thrilled to be joining The American Conference. Our growth as a university and athletics program has been exciting to be involved in and this is one of the most important days in UTSA history," UTSA head coach Steve Henson said on the day of the announcement. "The American is one of the top basketball conferences in the nation, consistently putting multiple teams into the NCAA Tournament, and we will be honored to have the opportunity to compete in such a basketball-rich league. This is a tremendous opportunity to elevate our brand as a university and provide great opportunities for our student-athletes. We want to thank Dr. Campos and Commissioner Aresco for their vision for the future of our conference and university."

NEW RACE BUILDING

The Roadrunners moved into a \$45.4 million facility in the fall of 2021, which includes among others, an academic center, practice fields, sports medicine and strength and conditioning centers, meeting rooms, student-athlete lounges and coaching and staff offices. The basketball staff has taken over the former football building and construction is underway on a new practice court for the facility and a renovated office space for Coach Steve Henson and the staff. It marks a big moment for UTSA athletics, which has been around just since 1981 and has only been playing football since 2011, with the university celebrating a 50th anniversary in 2019-20.

AUSTRALIAN BRUISER

The Roadrunners return a sophomore bruiser in the post in 6-foot-6, 220-pound Lachlan Bofinger. A native of Sydney, Australia, who prepped at Montverde Academy in Florida, Bofinger adapted well to collegiate basketball in 2020-21 and has taken steps to improve his skill level entering an encore season. A dedicated force in the weight room, Bofinger has the ability to jump out of the gym and has developed a soft shooting touch in the offseason.

SCHEDULE FEATURES 18 GAMES AT THE CONVO

UTSA will play an 18-game home schedule, featuring nine conference games and nine non-conference matchups at the Convocation Center. UTSA's complete schedule is a 31-game slate, with 18 games in league play.

"Our nonconference schedule, which includes competitive programs from the Big 12, Horizon League, Missouri Valley and WAC, will give us a good opportunity to prepare for the rigors of the C-USA season," Henson said. "One of our goals this year was to create more opportunities to play games in front of our fans in San Antonio and this will mark the most non-conference home games we've had in our time here. We are grateful to our stakeholders for their hard work, creativity and generosity in allowing us the opportunity to play more at the Convocation Center as we gear up for league play. We're excited to get this team out on the court and continue to progress towards our goals."

UP-TEMPO STYLE

A hallmark of Coach Steve Henson's philosophy in building a program is the ability to play a fast-tempo style. The Roadrunners have ranked among the NCAA's top teams for the last four years in pace of play, including checking in 37th in adjusted tempo in 2020-21 according to KenPom rankings. UTSA ranked among the top in college basketball and consistently second or third in Conference USA in pace of play, allowing its student-athletes to play with a free style and showcase their talents to run the floor and shoot 3-pointers.

CHRISTIAN WOOD MAKING AN IMPACT

A major impact on the UTSA basketball program has been third-year strength and conditioning coach Christian Wood. Wood, a former basketball standout at Our Lady of the Lake and one-time football athlete at UTSA has been named UTSA's Director of Basketball Performance before the 2021-22 season, focusing specifically on the Roadrunners basketball program. He has helped several athletes transform their frames, including center Jacob Germany, who has been a 235-pound force in the post, sophomore Lachlan Bofinger, a 220-pound Australian bruiser, senior forward Phoenix Ford, a 225 pound post weapon and Cedrick Alley Jr.

UTSA TO HOST NCAA REGIONAL IN 2021-22

UTSA will host an NCAA South Regional March 24-26 at the AT&T Center in San Antonio. This comes a year after the Roadrunners served as the host institution for all 64 teams in the women's championship in San Antonio, with the entirety of the tournament moved to the Alamo City for COVID precautions.

LONE-STAR IMPACT

UTSA is proud of its Texas roots and that shows in the makeup of the roster. The Roadrunners boast seven members of the 2021-22 roster who hail from Texas, including Isaiah Addo-Ankrah (Houston), Aleu Aleu (Austin), Josh Farmer (Houston), Cedrick Alley Jr. (Houston), Jordan Ivy-Curry (La Marque), Artan Jabbar (Fort Worth) and Darius McNeill (Houston) each count Texas as their home state.

RODRIGUEZ TO RETIRE FROM BASKETBALL

UTSA men's basketball fifth-year senior forward Adrian Rodriguez has elected to retire from basketball for medical reasons.

"Today is a hard day as I'm announcing that I am completing my career as a Roadrunner due to medical reasons," Rodriguez said. "I want to thank God for giving me the opportunity to play the game that I love for as long as I have. Without Him none of this would have been possible. I want to give a huge thank you to the Roadrunner Nation for the constant support throughout the years and hope you all have enjoyed it as much as I have. I have made so many life-long friendships throughout my time in a UTSA jersey. I have created amazing relationships with the coaches and staff. It gives me great comfort that I can call on them for anything. All the relationships I have created have only grown stronger through the good times and the bad. These past few years have taught me a lot about myself. During my time with Coach Henson, I have grown not only as a basketball player, but as a man and for that I am

STEVE HENSON VS. OPPONENTS

| OPPONENT | HENSON |
|-----------------------------|--------|
| Arkansas | 0-1 |
| Bethany, KS | 2-0 |
| Bradley | 0-1 |
| Charlotte | 3-1 |
| Coastal Carolina | 0-1 |
| East Central | 1-0 |
| FIU | 5-4 |
| Florida Atlantic | 4-7 |
| FGCU | 1-0 |
| Fresno State | 0-1 |
| Houston Baptist | 2-0 |
| Illinois-Chicago | 0-1 |
| Illinois State | 1-0 |
| James Madison | 1-0 |
| Lamar | 2-1 |
| Louisiana Tech | 3-7 |
| Marshall | 3-4 |
| Middle Tennessee | 1-5 |
| Nebraska | 0-1 |
| North Texas | 2-6 |
| Oklahoma | 0-4 |
| Oklahoma State | 0-1 |
| Old Dominion | 3-4 |
| Oregon State | 0-3 |
| Ottawa, AZ | 1-0 |
| Our Lady of the Lake | 2-0 |
| Prairie View A&M | 1-1 |
| Rice | 5-3 |
| Sam Houston State | 0-1 |
| Southeastern Oklahoma State | 1-0 |
| Southwestern Adventist | 1-0 |
| Southern Miss | 6-5 |
| St. Edward's | 0-1 |
| South Dakota State | 0-1 |
| Sul Ross State | 1-0 |
| Texas A&M Corpus Christi | 3-1 |
| Texas State | 3-1 |
| Texas Tech | 0-1 |
| Tulsa | 0-1 |
| Trinity | 1-0 |
| UAB | 5-6 |
| UC Irvine | 0-1 |
| Utah State | 0-1 |
| Utah valley | 1-2 |
| UT Permian Basin | 1-0 |
| UTEP | 9-4 |
| UTRGV | 0-1 |
| Western Kentucky | 3-5 |

eternally grateful. Birds Up!"

- Rodriguez, a native of Tulsa, Okla., has battled injuries throughout his career as a Roadrunner. He suffered a season-ending injury in the season opener of his true freshman season on Nov. 12, 2017, a game that saw him opened his career with 10 points and eight rebounds in 14 minutes. He battled back to return to the court for the 2018-19 season, playing in 29 of UTSA's 32 games.
- "Adrian means so much to this program," UTSA head coach Steve Henson said. "He has been so vital to this program and the campus community since arriving here from Tulsa. His work ethic, positive attitude and passion for his school and teammates has been inspirational. After suffering an injury in his first collegiate game, Adrian worked daily at rehab in an effort to be the best teammate he can be and only through his hard work he was able to come back and become a key part of our roster for the last three years. His energy and positivity has been infectious and he has always been there for his teammates. It was a joy to coach him and I will always be in his corner. We know that Adrian is going to be successful in his next stage of life and that he will always be a Roadrunner."

WIN THE BOARDS, WIN THE GAME

- A hallmark of UTSA head coach Steve Henson's system is the ability to win the battle of the boards. Over his career, UTSA is 60-20 - and went 12-2 in 2020-21 - when winning the rebounding battle. Last year, UTSA ranked No. 38 in the NCAA in rebounds per game and second in the league.

DEFENDING HOME COURT

- Under head coach Steve Henson, UTSA has posted a 59-18 record at the Convocation Center. The Roadrunners went 11-3 at home in 2016-17, 12-4 in 2017-18, 11-4 in 2018-19, 10-5 in 2019-20 and 12-2 in 2020-21.
- Prior to the Henson era, UTSA last posted consecutive 11-win home campaigns when the program went 11-3 in 2008-09, 2009-10 and 2010-11 as members of the Southland Conference.
- The 1991-92 team was the last Roadrunners squad to win more than 12 games at home, finishing 14-1.

PECK TO PARTICIPATE IN NEXT UP HEAD COACHES TRAINING INITIATIVE

- UTSA men's basketball associate head coach Mike Peck has been selected as one of 12 participants around collegiate men's and women's basketball for the "Next Up" Head Coaches Training Initiative, announced by The Rising Coaches Diversity, Equity and Inclusion (DEI) Alliance.
- Peck, in his sixth year as UTSA's associate head coach, is a member of the Asian Coaches Association, which is one of 12 organizations that make up the DEI Alliance. The member organizations each nominated two coaches – who are each poised to become head coaches – to represent their groups in the Next Up Initiative. Of the nominees, 12 coaches were selected by a DEI committee to participate in the Next Up Training Initiative in late October.
- Peck, who is charged with assisting in all aspects of the management of the Roadrunner program, works directly as UTSA's guard player development coach, a role that helped in the careers of standouts Jhivvan Jackson and Keaton Wallace. The guard duo became the top two scorers in program history, also ranking as the second-highest scoring pair from any single recruiting class in NCAA history.
- Peck joined the Roadrunners alongside sixth-year head coach Steve Henson in 2016-17 after a diverse coaching resume accrued at all levels of basketball. He spent five years as the head coach at prep powerhouse Findlay Prep in Henderson, Nev., posting a combined 157-8 (.950) record as the winningest head coach in program history, including a perfect 33-0 season in 2009 and three ESPN National High School Championships (2009, 2010, 2012) and a national runner-up finish (2008). He then served as the head coach of the NBA D-League's Idaho Stampede, an affiliate of the Portland Trail Blazers, from 2012-14. He also served as an assistant coach at Santa Clara (2015-16), UNLV (2003-06), Saginaw Valley State (1998-03) and Northwood University (1997-98).
- The workshop will be led by founder and CEO of Renaissance Search and Consulting, Herb Courtney, who has led a number of national collegiate head coaching searches. The inaugural Next Up Initiative in 2020 was led by Katy Young Staudt of Turnkey Search.
- The mission of the DEI Alliance is to use its platform as leaders in sports to impact change in the profession and their communities.

HENSON ONE OF 24 FORMER NBA PLAYERS COACHING IN NCAA

- UTSA fifth-year head coach Steve Henson is one of 24 former NBA players to ascend to head coaching jobs during the 2021-22 season and is the only coach in Conference USA with NBA playing experience.

- Henson played nine years professionally, including time with the Milwaukee Bucks (1990-92), Atlanta Hawks (1992-93), Charlotte Hornets (1993), Portland Trailblazers (1994-95) and Detroit Pistons (1998-99).
- A Kansas State Athletics Hall of Famer as a two-sport athlete with the Wildcats, Henson was the 44th overall selection in the 1990 NBA Draft by the Bucks.
- Henson was a four-year starting point guard at Kansas State from 1986-90. He earned All-Big Eight Conference honors as a junior and senior and also was named an honorable mention All-American and team captain during each of his final two seasons. He was the first player in school history to play in four consecutive NCAA Tournaments and as a sophomore in 1987-88, he helped guide the Wildcats to a 25-9 record and a spot in the Elite Eight.
- Henson led Kansas State in scoring his final two years by averaging 18.5 points per game as a junior and 17.4 points per game as a senior. He holds three of the top four single-season free throw percentages in school history, including an NCAA-leading .925 mark as a sophomore, while he finished second in the country as a junior (.920).
- He still holds all-time program records for assists (582), assists per game (4.58), free-throw percentage (.900), minutes played (4,474), minutes per game (35.2), starts (118), consecutive games played (127) and consecutive starts (118). Henson ranks among the best in school annals in nine other categories, including 3-point field goals (240/2nd), 3-point field goal percentage (.447/2nd), steals (190/2nd), 3-point field goal attempts (537/3rd), free throws (361/4th), assist-to-turnover ratio (1.98/4th), scoring (1,655/6th), games played (127/7th) and field goals (527/7th).

Former NBA Players as Head Coaches in NCAA

Steve Alford, Nevada
 Speedy Claxton, Hofstra
 Hubert Davis, North Carolina
 Johnny Dawkins, Central Florida
 Juan Dixon, Coppin State
 Bryce Drew, Grand Canyon
 Kim English, George Mason
 Patrick Ewing, Georgetown
 Penny Hardaway, Memphis
 Steve Henson, Texas-San Antonio
 Fred Hoiberg, Nebraska
 Juwan Howard, Michigan
 Lindsey Hunter, Mississippi Valley State
 Bobby Hurley, Arizona State
 Mark Madsen, Utah Valley State
 Cuonzo Martin, Missouri
 Aaron McKie, Temple
 Fran O'Hanlon, Lafayette (ABA)
 Lorenzo Romar, Pepperdine
 Jerry Stackhouse, Vanderbilt
 Reggie Theus, Bethune-Cookman
 Darrell Walker, Little Rock
 Mo Williams, Alabama State
 Mike Woodson, Indiana

HENSON ERA NON-CONFERENCE BREAKDOWN

| | 2016-17 | 2017-18 | 2018-19 | 2019-20 | 2020-21 |
|------------------|----------------|----------------|----------------|----------------|----------------|
| W-L | ^5-8 | @7-6 | \$6-7 | ~6-7 | *4-3 |
| Scoring | 66.8 | 87.2 | 74.8 | 77.7 | 81.3 |
| FG% | 39.2 | 44.8 | 42.1 | 42.2 | 43.5 |
| 3-point FG% | 29.8 | 37.5 | 31.9 | 34.4 | 27.7 |
| Opp. FG% | 41.2 | 41.5 | 42.8 | 44.1 | 39.9 |
| Opp. 3-point FG% | 31.9 | 36.0 | 34.0 | 32.3 | 34.3 |
| Rebounds | 41.2 | 40.5 | 38.7 | 40.3 | 44.3 |
| Assists | 11.3 | 16.4 | 11.2 | 13.8 | 15.0 |
| Turnovers | 15.0 | 12.6 | 14.3 | 13.5 | 14.1 |
| Steals | 5.8 | 7.3 | 7.7 | 6.8 | 6.6 |
| Blocks | 2.1 | 3.5 | 2.2 | 3.4 | 4.3 |
| Leading Scorer | Beverly (15.2) | Jackson (17.0) | Jackson (20.9) | Jackson (26.2) | Jackson (17.0) |

^: losses at Fresno State, Oregon State, Texas Tech

@: losses at Tulsa, Oklahoma, Nebraska

\$: losses vs. Oklahoma, at Oklahoma State, vs. Arkansas

~: losses at #17/19 Utah State, Oklahoma, vs. Oregon State

*: losses at Oregon State, Oklahoma

LAST TIME OUT

BOX SCORE VS. TRINITY

Official Basketball Box Score - Game Totals - Final Statistics
Trinity (TX) vs UTSA
11/09/21 7:30 pm at San Antonio, Texas

| Trinity (TX) 66 - 1-0,0-0 SCAC | | Total | 3-Ptr | Rebounds | PF | TP | A | TO | Blk | Stl | Min | | |
|--------------------------------|--------------------|--------|-----------|----------|-------|-------|-------|-------|----------|-----|-----|----|-----|
| # | Player | FG-FGA | FG-FGA | FT-FTA | Off | Def | Total | A | TO | Blk | Stl | | |
| 33 | David Nickell | 1-2 | 0-1 | 0-0 | 1 | 4 | 5 | 2 | 4 | 0 | 0 | 11 | |
| 03 | Ben Hanley | 1-3 | 0-0 | 0-0 | 0 | 3 | 1 | 9 | 5 | 3 | 0 | 18 | |
| 05 | Kaleb Jenkins | 2-7 | 0-2 | 0-0 | 0 | 3 | 3 | 2 | 4 | 0 | 1 | 11 | |
| 11 | Tanner Brown | 3-7 | 2-5 | 1-1 | 0 | 1 | 1 | 1 | 0 | 1 | 0 | 15 | |
| 22 | A.J. Clark | 2-3 | 0-1 | 0-0 | 0 | 2 | 2 | 0 | 4 | 3 | 0 | 13 | |
| 01 | Elijah De La Garza | 2-3 | 0-1 | 0-1 | 0 | 0 | 0 | 1 | 4 | 0 | 1 | 0 | |
| 04 | Ashton Owens | 2-3 | 1-2 | 0-0 | 0 | 0 | 0 | 0 | 5 | 1 | 0 | 9 | |
| 10 | Jacob Harvey | 2-4 | 1-3 | 0-0 | 0 | 0 | 0 | 0 | 5 | 1 | 0 | 18 | |
| 12 | Griffin Levine | 2-3 | 0-1 | 1-2 | 0 | 0 | 0 | 0 | 5 | 1 | 0 | 0 | |
| 14 | Jacob Milhouse | 1-2 | 1-1 | 2-2 | 0 | 0 | 1 | 1 | 5 | 0 | 1 | 0 | |
| 15 | Pierce Mathews | 0-2 | 0-1 | 0-1 | 1 | 1 | 2 | 0 | 0 | 0 | 2 | 0 | |
| 20 | Braxton Barry | 1-2 | 0-0 | 0-1 | 1 | 0 | 1 | 3 | 2 | 0 | 0 | 8 | |
| 21 | Cole Anderson | 0-0 | 0-0 | 0-0 | 0 | 0 | 0 | 1 | 0 | 1 | 0 | 0 | |
| 23 | Jack Williams | 2-3 | 0-1 | 0-0 | 0 | 0 | 0 | 1 | 4 | 0 | 2 | 0 | |
| 24 | Grayson Herr | 1-2 | 0-1 | 0-0 | 0 | 0 | 0 | 0 | 2 | 0 | 0 | 7 | |
| 25 | Jaxson Kapellusch | 1-1 | 0-0 | 0-0 | 0 | 0 | 0 | 0 | 0 | 0 | 0 | 4 | |
| 30 | Kai Allen | 1-3 | 1-1 | 0-0 | 0 | 0 | 0 | 0 | 2 | 0 | 0 | 0 | |
| 32 | Jules Nunn | 0-1 | 0-0 | 0-0 | 0 | 1 | 1 | 0 | 0 | 0 | 0 | 4 | |
| 34 | Abdullah Roberts | 0-2 | 0-0 | 0-0 | 1 | 0 | 1 | 0 | 2 | 3 | 0 | 9 | |
| 40 | Michael Marquez | 0-0 | 0-0 | 0-0 | 1 | 3 | 4 | 2 | 0 | 0 | 1 | 0 | |
| 42 | Grant Jacobs | 0-0 | 0-0 | 0-0 | 1 | 2 | 0 | 0 | 1 | 0 | 0 | 5 | |
| 44 | Mason Roberts | 0-1 | 0-0 | 0-0 | 0 | 0 | 0 | 0 | 2 | 0 | 0 | 5 | |
| 45 | Nathan Thompson | 0-0 | 0-0 | 0-0 | 0 | 3 | 0 | 0 | 0 | 0 | 0 | 0 | |
| Team | | | | | 4 | 2 | 6 | | | | | | |
| Totals | | 28-63 | 6-26 | 4-8 | 11 | 26 | 37 | 18 | 66 | 17 | 20 | 1 | 200 |
| FG % 1st Half: | 13-31 | 41.9% | 2nd half: | 15-32 | 46.9% | Game: | 28-63 | 44.4% | Deadball | | | | |
| 3FG % 1st Half: | 3-13 | 23.1% | 2nd half: | 6-28 | 21.4% | Game: | 9-31 | 29.0% | Rebounds | | | | |
| FT % 1st Half: | 1-3 | 33.3% | 2nd half: | 3-5 | 60.0% | Game: | 4-8 | 50.0% | | | | | |

| UTSA 97 - 1-0,0-0 C-USA | | Total | 3-Ptr | Rebounds | PF | TP | A | TO | Blk | Stl | Min | | | |
|-------------------------|---------------------|--------|-----------|----------|-------|-------|-------|-------|----------|-----|-----|---|-----|-----|
| # | Player | FG-FGA | FG-FGA | FT-FTA | Off | Def | Total | A | TO | Blk | Stl | | | |
| 00 | Cedrick Alley Jr. | 1-2 | 0-4 | 2-2 | 0 | 7 | 1 | 6 | 3 | 1 | 2 | 0 | 20 | |
| 24 | Jacob Germany | 10-15 | 0-0 | 4-4 | 2 | 1 | 3 | 1 | 24 | 0 | 0 | 2 | 19 | |
| 01 | Darius McNeill | 4-6 | 1-2 | 2-3 | 1 | 3 | 4 | 4 | 11 | 6 | 2 | 0 | 29 | |
| 03 | Dhieu Deing | 4-7 | 3-5 | 2-3 | 0 | 5 | 2 | 13 | 4 | 1 | 1 | 3 | 23 | |
| 21 | Jordan Ivy-Curry | 6-12 | 3-5 | 4-4 | 1 | 0 | 1 | 1 | 19 | 2 | 0 | 0 | 25 | |
| 04 | Josh Farmer | 3-6 | 0-1 | 0-0 | 3 | 2 | 5 | 1 | 6 | 0 | 0 | 0 | 16 | |
| 10 | Erik Czumbel | 1-3 | 0-0 | 1-2 | 0 | 1 | 2 | 3 | 3 | 0 | 0 | 3 | 17 | |
| 11 | Lachlan Bofinger | 3-8 | 0-2 | 0-0 | 3 | 3 | 6 | 0 | 6 | 3 | 1 | 0 | 15 | |
| 12 | Phoenix Ford | 1-2 | 0-0 | 2-4 | 3 | 0 | 3 | 0 | 4 | 1 | 0 | 1 | 14 | |
| 13 | Arian Jabbar | 0-2 | 0-0 | 0-0 | 0 | 0 | 0 | 0 | 2 | 0 | 0 | 0 | 5 | |
| 20 | Lamin Sabally | 2-7 | 0-1 | 1-1 | 1 | 3 | 4 | 1 | 5 | 0 | 2 | 0 | 12 | |
| 22 | Christian Tucker | 0-0 | 0-0 | 0-0 | 0 | 0 | 0 | 0 | 0 | 0 | 0 | 0 | 0 | |
| 32 | Isaiah Adiso-Ankrah | 0-0 | 0-0 | 0-0 | 0 | 1 | 0 | 0 | 0 | 0 | 0 | 0 | 5 | |
| Team | | | | | 4 | 0 | 4 | | | | | | | |
| Totals | | 36-76 | 7-23 | 18-25 | 18 | 26 | 44 | 13 | 97 | 24 | 8 | 5 | 121 | 200 |
| FG % 1st Half: | 19-34 | 55.9% | 2nd half: | 17-42 | 40.5% | Game: | 36-76 | 47.4% | Deadball | | | | | |
| 3FG % 1st Half: | 3-12 | 25.0% | 2nd half: | 4-11 | 36.4% | Game: | 7-23 | 30.4% | Rebounds | | | | | |
| FT % 1st Half: | 8-13 | 61.5% | 2nd half: | 10-12 | 83.3% | Game: | 18-25 | 72.0% | | | | | | |

Officials: Doug George, Brad Yorkovich, Chris Hudson
Technical fouls: Trinity (TX)-None. UTSA-None.
Attendance: 1302
2021-22 Men's Basketball. Round: 0. Trinity (TX) vs UTSA. Played at Convocatio

| Score by periods | 1st | 2nd | Total |
|------------------|-----|-----|-------|
| Trinity (TX) | 30 | 35 | 65 |
| UTSA | 49 | 48 | 97 |

LAST TIME VS. OKLAHOMA

BOX SCORE @ OKLAHOMA (12/3/20)

Official Basketball Box Score - Game Totals - Final Statistics
UTSA vs Oklahoma
12/03/20 7:00 pm at Norman, OK

| UTSA 66 - 1-2,0-0 C-USA | | Total | 3-Ptr | Rebounds | PF | TP | A | TO | Blk | Stl | Min | | | |
|-------------------------|-------------------|--------|-----------|----------|-------|-------|-------|-------|----------|-----|-----|---|----|-----|
| # | Player | FG-FGA | FG-FGA | FT-FTA | Off | Def | Total | A | TO | Blk | Stl | | | |
| 00 | Cedrick Alley Jr. | 1-6 | 1-3 | 0-0 | 1 | 2 | 3 | 0 | 3 | 0 | 2 | 0 | 18 | |
| 24 | GERMANY, Jacob | 2-5 | 0-0 | 0-0 | 3 | 4 | 7 | 3 | 4 | 1 | 1 | 0 | 0 | 15 |
| 02 | Jhivvan Jackson | 10-21 | 4-12 | 4-4 | 0 | 5 | 5 | 4 | 28 | 2 | 5 | 0 | 1 | 32 |
| 22 | Eric Parrish | 0-2 | 0-2 | 2-2 | 0 | 5 | 3 | 2 | 0 | 2 | 1 | 3 | 18 | |
| 20 | WALLACE, Keaton | 4-14 | 1-6 | 0-0 | 0 | 2 | 2 | 4 | 9 | 1 | 4 | 0 | 0 | 26 |
| 01 | Jaja Sanni | 0-0 | 0-0 | 0-0 | 0 | 0 | 0 | 0 | 0 | 0 | 0 | 0 | 0 | 2 |
| 03 | Jordan Ivy-Curry | 1-5 | 0-2 | 0-0 | 0 | 1 | 1 | 0 | 2 | 1 | 0 | 1 | 2 | 21 |
| 10 | CZUMBEL, Erik | 2-4 | 1-2 | 2-2 | 0 | 3 | 3 | 1 | 7 | 0 | 2 | 0 | 0 | 23 |
| 11 | BOFINGER, Lachlan | 2-4 | 0-0 | 0-0 | 2 | 2 | 4 | 2 | 4 | 0 | 0 | 0 | 2 | 11 |
| 12 | FORD, Phoenix | 0-1 | 0-0 | 2-2 | 3 | 0 | 3 | 2 | 2 | 1 | 1 | 0 | 1 | 10 |
| 15 | RODRIGUEZ, Adrian | 0-1 | 0-0 | 2-4 | 2 | 1 | 3 | 2 | 2 | 0 | 1 | 0 | 1 | 10 |
| 44 | BARISIC, Luka | 1-4 | 1-3 | 0-0 | 0 | 1 | 1 | 0 | 3 | 0 | 0 | 0 | 0 | 9 |
| Team | | | | | 1 | 0 | 1 | | | | | | | |
| Totals | | 23-67 | 8-30 | 12-14 | 12 | 26 | 38 | 21 | 66 | 6 | 18 | 3 | 8 | 200 |
| FG % 1st Half: | 10-29 | 34.5% | 2nd half: | 13-38 | 34.2% | Game: | 23-67 | 34.3% | Deadball | | | | | |
| 3FG % 1st Half: | 5-15 | 33.3% | 2nd half: | 3-15 | 20.0% | Game: | 8-30 | 26.7% | Rebounds | | | | | |
| FT % 1st Half: | 3-4 | 75.0% | 2nd half: | 9-10 | 90.0% | Game: | 12-14 | 85.7% | | | | | | |

Officials: Terry Oglesby, Doug Simmons, Brent Hampton
Technical fouls: UTSA-None. Oklahoma-None.
Attendance: 2021
2020-21 Men's Basketball. Round: 0. Oklahoma vs UTSA. Played at Lloyd Noble Ce

| Score by periods | 1st | 2nd | Total |
|------------------|-----|-----|-------|
| UTSA | 28 | 38 | 66 |
| Oklahoma | 51 | 54 | 105 |

RECAP

UTSA 97, TRINITY 66 // NOV. 9 // CONVOCATION CENTER // SAN ANTONIO

SAN ANTONIO -- Jacob Germany had 24 points to lead four UTSA men's basketball standouts in double figures, fueling a 97-66 win over Trinity [Texas] in the season opener for the Roadrunners, on Tuesday night at the Convocation Center.

UTSA (1-0) rolled to a season-opening win over Trinity (1-0) on Tuesday night behind the quartet of double-figure scorers. Germany had 24 points on 10 of 15 shooting in just 19 minutes of action, adding three rebounds and two blocks.

Sophomore guard Jordan Ivy-Curry chipped in 19 points with two assists and two steals in 26 minutes, sinking three 3-pointers in the second half. Newcomer Dhieu Deing had 13 points, five rebounds, four assists and two steals and fellow newcomer Darius McNeill had 11 points, six assists, four rebounds and a steal in 28 minutes.

The Roadrunners shot 47.4 percent in the game on 36 of 76 shooting, sinking seven 3-pointers. UTSA limited Trinity to 44.4 percent from the field, owning a 44-37 advantage on rebounds, a 52-38 margin in points in the paint, a 32-11 margin in fast-break points and an 18-6 lead in second-chance points. UTSA owned a 49-30 halftime advantage and outscored TU by 12 in the second half.

UTSA also got six points and a team-leading seven rebounds from Cedrick Alley Jr., who added three assists and two blocks. Lachlan Bofinger had six points, six rebounds and three assists in 15 minutes.

RECAP

OKLAHOMA 105, UTSA 66 // DEC. 3, 2020 // NORMAN, OKLA. // LLOYD NOBLE CENTER

NORMAN, Okla. -- Oklahoma used an 18-0 run early in the game to pull away from UTSA men's basketball in the first half and post a 105-66 win over the Roadrunners, on Thursday night at the Lloyd Noble Center.

UTSA (1-2) met Oklahoma (1-0) in the season opener for the Sooners, which was originally slated for Nov. 25 but was postponed due to COVID-19 concerns in the OU program.

The Sooners opened up the game on a 6-0 run before UTSA answered with seven straight points to take its lone lead of the game. OU then ripped off an 18-0 run to take a 25-7 lead to take a commanding early lead, taking the advantage over 30 in the opening minutes of the final period.

The Roadrunners were led by senior guard Jhivvan Jackson, who ranked as the nation's No. 2 scorer as a junior with a Conference USA record 26.8 points per game as a junior. Jackson finished with 28 points on 10 of 21 shooting, including four 3-pointers, adding four rebounds and two assists in 32 minutes.

UTSA also got nine points from Keaton Wallace and a four-point, seven-rebound game from center Jacob Germany. A total of 11 Roadrunners scored in the game.

The Sooners got a strong outing from senior forward Brady Manek, a member of the Karl Malone Power Forward of the Year Award Watch List. Manek had 29 points and five rebounds, connecting on 8 of 11 attempts from 3-point range.



UTSA IN NCAA RANKINGS

final 2020-21

| Category | NCAA Rank | C-USA Rank | Value |
|-----------------------------------|-----------|------------|-------|
| 3-pt Field Goal Attempts | 62 | 4 | 625 |
| Assist Turnover Ratio | 41 | 2 | 1.27 |
| Assists Per Game | 73 | 4 | 14.7 |
| Blocked Shots Per Game | 161 | 6 | 3.2 |
| Defensive Rebounds per Game | 65 | 6 | 29.9 |
| Fewest Fouls | 276 | 13 | 475 |
| Fewest Turnovers | 134 | 4 | 302 |
| Field-Goal Percentage | 124 | 7 | 44.7 |
| Field-Goal Percentage Defense | 121 | 7 | 42.3 |
| Free Throw Attempts | 212 | 10 | 401 |
| Free Throws Made | 167 | 8 | 305 |
| Free-Throw Percentage | 34 | 2 | 76.1 |
| Offensive Rebounds Per Game | 57 | 2 | 11.58 |
| Personal Fouls Per Game | 248 | 14 | 18.3 |
| Rebound Margin | 123 | 7 | 1.9 |
| Scoring Defense | 254 | 12 | 73.3 |
| Scoring Margin | 85 | 6 | 5.5 |
| Scoring Offense | 32 | 2 | 78.8 |
| Steals Per Game | 197 | 11 | 6.2 |
| Three Pt FG Defense | 184 | 7 | 33.8 |
| Three-Point Field Goals Per Game | 103 | 5 | 8.0 |
| Three-Point Field-Goal Percentage | 181 | 8 | 33.4 |
| Total 3-point FGM | 80 | 6 | 209 |
| Total Assists | 69 | 5 | 383 |
| Total Blocks | 124 | 7 | 83 |
| Total Rebounds | 64 | 4 | 1,001 |
| Total Rebounds Per Game | 38 | 2 | 38.5 |
| Total Steals | 140 | 10 | 161 |
| Turnover Margin | 57 | 3 | 2.3 |
| Turnovers Forced | 116 | 6 | 13.88 |
| Turnovers Per Game | 65 | 3 | 11.6 |
| Won-Lost Percentage | 127 | 7 | 57.7 |

UTSA INDIVIDUAL MISCELLANEOUS STATISTICS

DOUBLE FIGURE SCORING GAMES

| Player | 18-19 | 19-20 | 20-21 | 21-22 | Total |
|-------------|-------|-------|-------|-------|-------|
| Addo-Ankrah | x | x | - | 0 | 0 |
| Aleu | x | x | x | - | 0 |
| Alley Jr. | x | x | 4 | 0 | 4 |
| Bofinger | x | x | 1 | 0 | 1 |
| Czumbel | x | 4 | 2 | 0 | 6 |
| Deing | x | x | x | 1 | 1 |
| Farmer | x | x | x | 0 | 0 |
| Ford | x | 0 | 0 | 0 | 0 |
| Germany | x | 6 | 12 | 1 | 19 |
| Ivy-Curry | x | x | 6 | 1 | 7 |
| Jabbar | x | x | x | 0 | 0 |
| Johnson | x | x | x | - | 0 |
| McNeill | x | x | x | 1 | 1 |
| Sabally | x | x | x | 0 | 0 |
| Tucker | x | x | x | - | 0 |

20-POINT + SCORING GAMES

| Player | 18-19 | 19-20 | 20-21 | 21-22 | Total |
|-------------|-------|-------|-------|-------|-------|
| Addo-Ankrah | x | x | 0 | 0 | 0 |
| Aleu | x | x | x | - | 0 |
| Alley Jr. | x | x | 0 | 0 | 0 |
| Bofinger | x | x | 0 | 0 | 0 |
| Czumbel | x | 0 | 0 | 0 | 0 |
| Deing | x | x | x | 0 | 0 |
| Farmer | x | x | x | 0 | 0 |
| Ford | x | -- | 0 | 0 | 0 |
| Germany | x | 0 | 1 | 1 | 2 |
| Ivy-Curry | x | x | 0 | 0 | 0 |
| Jabbar | x | x | 0 | 0 | 0 |
| Johnson | x | x | x | - | 0 |
| McNeill | x | x | x | 0 | 0 |
| Sabally | x | x | x | 0 | 0 |
| Tucker | x | x | x | 0 | 9 |

DOUBLE FIGURE REBOUNDING GAMES

| Player | 18-19 | 19-20 | 20-21 | 21-22 | Total |
|-------------|-------|-------|-------|-------|-------|
| Addo-Ankrah | x | x | 0 | 0 | 0 |
| Aleu | x | x | x | - | 0 |
| Alley Jr. | x | x | 0 | 0 | 0 |
| Bofinger | x | x | 1 | 0 | 1 |
| Czumbel | x | 0 | 0 | 0 | 0 |
| Deing | x | x | x | 0 | 0 |
| Farmer | x | x | x | 0 | 0 |
| Ford | x | 0 | 0 | 0 | 0 |
| Germany | x | 2 | 5 | 0 | 7 |
| Ivy-Curry | x | x | 0 | 0 | 0 |
| Jabbar | x | x | 0 | 0 | 0 |
| Johnson | x | x | x | - | 0 |
| McNeill | x | x | x | 0 | 0 |
| Sabally | x | x | x | 0 | 0 |
| Tucker | x | x | x | - | 0 |

DOUBLE-DOUBLES

| Player | 18-19 | 19-20 | 20-21 | 21-22 | Total |
|-------------|-------|-------|-------|-------|-------|
| Addo-Ankrah | x | x | 0 | 0 | 0 |
| Aleu | x | x | x | - | 0 |
| Alley Jr. | x | x | 0 | 0 | 0 |
| Bofinger | x | x | 1 | - | 1 |
| Czumbel | x | 0 | 0 | - | 0 |
| Deing | x | x | x | 0 | 0 |
| Farmer | x | x | x | 0 | 0 |
| Ford | x | 0 | 0 | 0 | 0 |
| Germany | x | 1 | 5 | - | 6 |
| Ivy-Curry | x | x | 0 | - | 0 |
| Jabbar | x | x | 0 | 0 | 0 |
| Johnson | x | x | x | - | 0 |
| McNeill | x | x | x | 0 | 0 |
| Sabally | x | x | x | 0 | 0 |
| Tucker | x | x | x | - | 0 |

UTSA SINGLE-GAME RECORDS

POINTS

52 by Roderic Hall vs. Maine (12/6/97)

FIELD GOALS MADE

22 by Derrick Gervin vs. Baylor (1/2/85)

FIELD GOALS ATTEMPTED

33 by Jhivvan Jackson at ODU (2/6/20)

HIGHEST FIELD GOAL PERCENTAGE (min. 10 att.)

92.0% (12-13) by Leon Watson vs. Texas College (11/22/98)

FREE THROWS MADE

20 by McEverett Powers vs. Texas-Arlington (1/24/02)

FREE THROWS ATTEMPTED

26 by McEverett Powers vs. Texas-Arlington (1/24/02)

FREE THROW PERCENTAGE (min. 10 att.)

100% (15-15) by Keaton Wallace vs. TAMU-CC (12/3/19)

100% (14-14) by Afis Olajuwon vs. Sam Houston St. (1/9/93)

100% (13-13) by Keon Lewis vs. Texas A&M-Corpus Christi (11/23/13)

100% (12-12) by Keon Lewis vs. UTPA (12/7/13)

100% (12-12) by Jhivvan Jackson vs. Illinois State (12/21/19)

100% (12-12) by Jhivvan Jackson vs. UTEP (1/18/20)

100% (11-11) by Devin Gibson vs. Samford (12/20/10)

100% (10-10) by Jeff Beverly vs. Texas State (11/25/16)

100% (10-10) by Steve Meyer vs. UTPA (12/9/97)

100% (10-10) by Travis Gabbidon vs. Colgate (1/2/09)

100% (10-10) by Omar Johnson vs. Central Arkansas (2/11/09)

REBOUNDS

25 by Lennell Moore vs. Centenary (1/5/87)

3-POINT FGS MADE

10 by J.R. Harris at UAB (1/7/16)

3-POINT FGS ATTEMPTED

17 by Marlon Anderson vs. Colorado (12/22/95)

ASSISTS

14 by Issy Washington vs. Jarvis Christian (11/29/86)

STEALS

8 by Taju Olajuwon vs. Samford (1/19/91)

8 by Kurt Attaway vs. Southeastern Louisiana (3/5/04)

BLOCKED SHOTS

6 by Tom Oswald vs. UL Monroe (1/20/96)

TURNOVERS

12 by Andrew Francis vs. Northwestern St. (1/13/07)

12 by Devin Gibson vs. Arkansas (12/12/07)

MISCELLANEOUS STATISTICS

| | |
|-----------------------------------|----------------------------------|
| Current Streak | Won 1 |
| Current Home Streak | Won 2 |
| Current Road/Neutral Streak | Lost 1 |
| Last Win | Nov. 9, 2021 vs. Trinity (97-66) |
| Last Home Win | Nov. 9, 2021 vs. Trinity (97-66) |
| Last Road Win | Feb. 6, 2021 at FIU (90-47) |
| Last Neutral Win | March 10, 2020 vs. CLT (72-62) |
| Last Loss | March 11, 2021 vs. WKU (80-67) |
| Last Home Loss | Feb. 26, 2021 vs. UAB (64-59) |
| Last Road Loss | Jan. 30, 2021 at UTEP (69-51) |
| Last Neutral Loss | March 11, 2021 vs. WKU (80-67) |

2021-22 RECORD BY STARTING LINEUP

Alley, Deing, Germany, Ivy-Curry, McNeill1-0

LEADING THE TEAM

- Following is the number of times a player led UTSA in scoring, rebounding, assists and steals.
- If two or more players tied for the team lead, all were credited for that game:

| Player | Pts. | Reb. | Ast. | Stl. |
|-------------------|------|------|------|------|
| Isiah Addo-Ankrah | 0 | 0 | 0 | 0 |
| Aleu Aleu | 0 | 0 | 0 | 0 |
| Cedrick Alley Jr. | 0 | 1 | 0 | 0 |
| Lachlan Bofinger | 0 | 0 | 0 | 0 |
| Erik Czumbel | 0 | 0 | 0 | 1 |
| Dhieu Deing | 0 | 0 | 0 | 0 |
| Josh Farmer | 0 | 0 | 0 | 0 |
| Phoenix Ford | 0 | 0 | 0 | 0 |
| Jacob Germany | 1 | 0 | 0 | 0 |
| Jordan Ivy-Curry | 0 | 0 | 0 | 0 |
| Artan Jabbar | 0 | 0 | 0 | 0 |
| Azavier Johnson | 0 | 0 | 0 | 0 |
| Darius McNeill | 0 | 0 | 1 | 0 |
| Lamin Sabally | 0 | 0 | 0 | 0 |
| Christian Tucker | 0 | 0 | 0 | 0 |

UTSA SPECIALTY STATISTICS

| OPPONENT | POINTS VIA | | | | | | TIES | LEADS | W-L, SCORE | LEADS OVERCOME |
|----------|------------|--------|-------|-------|-------|---|------|----------|----------------|----------------|
| | T/O | 2ND CH | PAINT | FASTB | BENCH | | | | | |
| Trinity | 8 | 18 | 52 | 32 | 24 | 2 | 9 | W, 97-66 | 3, 1st - 13:55 | |

GAME MARGINS

| | 1 | 2 | 3 | 4 | 5 | 6 | 7 | 8 | 9 | 10 | 11 | 12 | 13 | 14 | 15+ |
|-----------|---|---|---|---|---|---|---|---|---|----|----|----|----|----|-----|
| Wins by | - | - | - | - | - | - | - | - | - | - | - | - | - | - | 1 |
| Losses by | - | - | - | - | - | - | - | - | - | - | - | - | - | - | - |

UTSA IN GAMES DECIDED BY

| | | | |
|-------------|-----|--------------|-----|
| 1-5 points | 0-0 | 11-19 points | 0-0 |
| 6-10 points | 0-0 | 20 or more | 1-0 |

UTSA TOP INDIVIDUAL PERFORMANCES

POINTS 24, Jacob Germany vs. Trinity (11/9/21)

REBOUNDS 7, Cedrick Alley Jr. vs. Trinity (11/9/21)

ASSISTS 6, Darius McNeill vs. Trinity (11/9/21)

STEALS 3, Erik Czumbel vs. Trinity (11/9/21)

BLOCKS 2 with 2



STEVE HENSON

Kansas State, 1990 | Sixth Season @ UTSA & Overall
80-79 career record | 59-18 Home

PERSONAL DATA

Birthplace:
Junction City, Kan.
Wife: Cindy
Sons: Quinton, Pearson

2021-22

- Led UTSA to a 15-11 record and a 9-7 mark in Conference USA.
- Opened the year 5-8 but finished with a fury 10-3 record.
- After inserting Jordan Ivy-Curry into the starting lineup, UTSA went 8-2.
- Jhivvan Jackson and Keaton Wallace finished their careers as two of the top scorers in college basketball history, ranking 1-2 in UTSA history. The pair finished their careers as the second-highest scoring duo among a single recruiting class in NCAA history.
- Jackson finished his career as the 52nd highest scorer in NCAA history, winning three straight C-USA scoring crowns. Wallace ranked among the NCAA's top 475 all-time scorers.
- Ivy-Curry finished his season as a selection for the C-USA All-Freshman Team.

2019-20

- Roadrunners finished the year 13-19 and 7-11 in Conference USA, earning a berth in the league tournament.
- Team was paced by the nation's No. 2 leading scorer, Jackson, who shattered UTSA and C-USA single-season scoring average records with 26.8 points per game.
- Jackson broke the UTSA career and season scoring, and career and season field goals and 3-pointers made records during his junior season.
- Wallace combined with Jackson to average 45.6 points per game, the third-highest scoring duo in the nation and the tops among NCAA backcourts for the second consecutive year. The pair earned All-Conference USA honors.
- Senior forward Byron Frohnen - Henson's first signee after taking the job in 2016 - broke the UTSA career rebounding, games started and games played record, while starting 132 consecutive games over his four-year career.

2018-19

- Led UTSA to a second-place finish in Conference USA.
- Jackson and Wallace combined to lead the nation's backcourts in scoring average (43.1 points per game).
- Jackson won the C-USA scoring crown, with the duo named all-district by the NABC.
- Helped the Roadrunners move into the top pod of C-USA's inaugural bonus play.

2017-18

2017-18 CONFERENCE USA COACH OF THE YEAR

- Guided UTSA to an 20-15 overall record -- the program's most wins since 2010-11.
- Led UTSA to the CollegelInsider.com Postseason Tournament (CIT), which was UTSA's first postseason appearance since the 2011 NCAA Tournament.
- CIT first round win was the second postseason victory in program and UTSA athletics history.
- Won an opening round C-USA tournament game for second consecutive season -- UTSA's only two C-USA tourney wins since joining the conference.
- 11 Conference USA wins was the most by the Roadrunners since joining C-USA.
- Plus-six win improvement over last season after a plus-nine win improvement in year one.
- Developed Conference USA Freshman of the Year Jhivvan Jackson and Conference USA Sixth Player of the Year Deon Lyle. Jackson was also a second team All-Conference USA and All-Freshman Team selection. Keaton Wallace was an All-Freshman Team honoree.
- Led the Roadrunners to the No. 5 seed in the Conference USA Championship after being selected ninth in the preseason poll.
- Posted an 11-3 home record and won five C-USA road games.
- UTSA broke school record for 3-pointers in a season with 353.
- Led UTSA to a top-200 RPI ranking.
- Has recruited and coached four of UTSA's top 10 freshman scorers, including Jackson (record holder) and Wallace (fourth).

COACHING EXPERIENCE

2016-Present: Head Coach, UTSA
2011-16: Assistant Coach, Oklahoma
2004-11: Assistant Coach, UNLV
2003-04: Assistant Coach, South Florida
2002-03: Assistant Coach, Atlanta Hawks
2001-02: Advance Scout, Atlanta Hawks
1999-2000: Assistant Coach, Illinois

PLAYING EXPERIENCE

Professional
1999: Scavolini Pesaro (Italy)
1999: Detroit Pistons
1998-99: Panionios (Greece)
1998: Detroit Pistons
1997-98: Grand Rapids Hoops (CBA)
1995-97: Virtus Roma (Italy)
1994-95: Portland Trail Blazers
1994: Mexico City Aztecas (CBA)
1994: Fargo-Moorhead Fever (CBA)
1993-94: Rapid City Thrillers (CBA)
1993: Charlotte Hornets
1992-93: Atlanta Hawks
1992: La Crosse Catbirds (CBA)
1990-92: Milwaukee Bucks
Collegiate
1986-90: Kansas State
High School
1982-86: McPherson [Kan.] High School



THE LAST TIME ...

TEAM

Played a ranked team

vs. #25 Middle Tennessee (L, 86-70) (03/09/17)

Beat a ranked team

at #13 Arizona State (W, 87-85) (12/18/94)

Lost to a ranked team at home

vs. #18 Arkansas (L, 42-71) (11/30/81)

Lost to a ranked team on road

at #17 Utah State (L, 50-82) (11/19/19)

Lost to a ranked team at neutral site

vs. #25 Middle Tennessee (L, 86-70) (03/09/17)

Played an overtime game

vs. WKU (L, 73-77) (2/15/20)

Played a double-overtime game

at Charlotte (L, 108-114) (02/25/16)

Scored 130+ points

UTSA: 136 vs. East Central (W, 136-68) (11/22/08)

Opp: N/A

Scored 120+ points

UTSA: 123 vs. SW Adventist (W, 123-43) (3/4/21)

Opp: 121 vs. Centenary (L, 116-121) (1/4/90)

Scored 110+ points

UTSA: 116 at Marshall (W, 116-106) (2/2/19)

Opp: 114 at Charlotte (L, 108-114) (02/25/16)

Scored 100+ points

UTSA: 102 vs. Our Lady of the Lake (W, 102-70) (12/20/20)

Opp: 105, Oklahoma (L, 105-66) (12/3/20)

Scored 90+ points

UTSA: 97, vs. Trinity (W, 97-66) (11/9/21)

Opp: 91, Charlotte (L, 84-91) (2/8/20)

Scored less than 50 points

UTSA: 48, at Southern Miss (3/9/19)

Opp: 47, FIU (2/6/21)

Shot 70+ percent from field

UTSA: N/A

Opp: 70.0% (42-60), UAB (1/07/16)

Shot 60+ percent from field

UTSA: 64.6% (51-79), vs. SW Adventist (3/4/21)

Opp: 60.0 (36-60), S. Dakota State (11/20/18)

Shot 50+ percent from field

UTSA: 57.6% (38-66), vs. UAB (1/27/21)

Opp: 56.4% (31-55), Rice (1/2/21)

Shot less than 40 percent from field

UTSA: 38.6% (27-70), vs. WKU (3/11/21)

Opp: 31.5% (17-54) Charlotte (3/10/21)

Shot less than 30 percent from field

UTSA: 29.5% (18-61), at UTEP (1/30/21)

Opp: 28.8% (23-80), OLLU (12/28/19)

Shot less than 25 percent from field

UTSA: 24.1% (14-58) at UTEP (1/21/17)

Opp: 23.8% (15-63), Jarvis Christian (1/25/12)

Did not make a 3-pointer

UTSA: vs. Texas (1/05/94)

Opp: at Nicholls (1/14/09)

Won by 20+ points

UTSA: (31) (97-66), vs. Trinity (11/9/21)

Opp: (25) (84-59), ODU (3/4/20)

Won by 30+ points

UTSA: (43) (90-47), at FIU (2/6/21)

Opp: (39) 105-66, Oklahoma (12/3/20)

Won by 40+ points

UTSA: (43) (90-47), at FIU (2/6/21)

Opp: (66) 50-116 at Texas (12/08/15)

Won by 50+ points

UTSA: (61) 125-64 vs. Ottawa (11/30/17)

Opp: (66) 50-116 at Texas (12/08/15)

Won by 60+ points

UTSA: (80) 123-43 vs. SW Adventist (3/4/21)

Opp: (66) 50-116 at Texas (12/08/15)

Scored 50+ points in a half

UTSA: 54 (2nd), W, 96-79 vs. UAB (2/27/21)

Opp: 53 (2nd), L, 95-86, Rice (1/1/21)

Scored 50 points in both halves

UTSA: 62 (1st), 63 (2nd) 125-64 vs. Ottawa (11/30/17)

Opp: 51 (1st), 54 (2nd) 105-66, Oklahoma (12/3/20)

Had 5+ players score in double digits

UTSA: Cedrick Alley Jr. (10), Erik Czumebel (11), Eric Parrish (15),

Jhivvan Jackson (20), Keaton Wallace (14)

Opp: Mikel Beyers (20), West (15), Taylor (12), Kinsey (10),

Williams (10), Marshall (3/7/20)

Had 2+ 20-point scorers

UTSA: Jhivvan Jackson (23), Keaton Wallace (23), vs. SW

Adventist (3/4/21)

Opp: Bryson Williams (24), Souley Boum (24), UTEP (1/28/21)

Had 3+ 20-point scorers

UTSA: Jhivvan Jackson (20), Byron Frohnen (21), Keaton

Wallace (21), at HBU (11/26/18)

Opp: Donovan Sims (24), Antonio Green (21), James Hawthorne (20), MT (1/17/19)

PLAYER

Scored 50+ points

UTSA: 52, Roderic Hall, vs. Maine (12/6/97)

Opp: 61, Wayman Tisdale, Oklahoma (12/28/83)

Scored 40+ points

UTSA: 45, Jhivvan Jackson, at ODU (2/6/20)

Opp: 41, Mike Daum, South Dakota State (11/20/18)

Scored 30+ points

UTSA: 30, Keaton Wallace, vs. WKU (3/11/21)

Opp: 36, Travis Eevee, Rice (1/1/21)

Recorded a triple-double

UTSA: Devin Gibson, (28 pts, 10 reb, 10 ast) vs. Samford (3/9/11)

Opp: Maurice Baker, Oklahoma State (19 pts, 14 reb, 10 ast) (1/3/01)

Recorded a double-double

UTSA: Jacob Germany, vs. Charlotte (16 pts, 10 reb) (3/10/21)

Opp: Kenan Blackshear, FAU (20 pts, 10 reb) (2/12/21)

Two players recorded a double-double

UTSA: Nick Allen (17 pts, 14 reb), Byron Frohnen (11 pts, 11 reb) at Fresno State (11/11/16)

Opp: Jamal Bieniemy (16 pts, 10 reb), Keonte Kennedy (10 pts, 14 reb), UTEP (1/30/21)

Recorded 20+ rebounds

UTSA: 20, Clarence McGee, vs Hardin-Simmons (2/27/88)

Opp: 22, Wayman Tisdale, Oklahoma (12/28/83)

Recorded 15+ rebounds

UTSA: 15, Jacob Germany, at ODU (2/6/20)

Opp: 16, Jared Savage, WKU (2/15/20)

Recorded 20+pts/20+reb

UTSA: Clarence McGee (20 pts, 20 reb), vs. Hardin-Simmons (2/27/88)

Opp: Wayman Tisdale (61 pts, 22 reb), Oklahoma, (12/28/83)

Recorded 10+ assists

UTSA: 10, Giovanni De Nicolao, vs. FAU (2/9/19)

Opp: 11, Tyree Griffin, Southern Miss (3/9/19)

Made 8+ 3-pointers

UTSA: 8, Keaton Wallace, vs. UAB (3/11/20)

Opp: 8, Travis Eevee, Rice (1/1/21)

Made 15+ free throws

UTSA: 15, Keaton Wallace, vs. Texas A&M-Corpus Christi (12/3/19)

Opp: 15, Akeem Richmond, East Carolina (2/8/14)

Made 10+ free throws

UTSA: 12, Jhivvan Jackson, at North Texas (1/23/20)

Opp: 11, Jacobly Pemberton, Louisiana Tech (1/16/21)

Recorded 10+ blocks

UTSA: N/A

Opp: 13, Wojciech Myrda, Louisiana-Monroe (1/17/02)

Recorded 5+ blocks

UTSA: 5, Jacob Germany, vs. Southern Miss (1/22/21)

Opp: 5, Osasumwen Osaghae, FIU (01/11/18)

Recorded 5+ steals

UTSA: 5, Keaton Wallace, vs. Wiley (11/22/19)

Opp: 6, Dorian Lopez, St. Edwards (11/7/18)

Played every minute (regulation)

UTSA: Jhivvan Jackson vs. Charlotte (3/10/21)

Opp: Taylan Grogan, Wiley College (11/22/19)

Two players played every minute (regulation)

UTSA: J.R. Harris, Ryan Bowie vs. Florida Atlantic (03/08/16)

Opp: Taevion Kinsey, Marshall (2/13/20)

Played every minute (+OT)

UTSA: Jordan Sims, at Tulsa (3/2/14)

Opp: Jared Savage, WKU (2/15/20)

Played every minute (+2OT)

UTSA: N/A

Opp: Jon Davis, Charlotte (2/25/16)

Fouled out

UTSA: Jordan Ivy-Curry vs. Charlotte (3/10/21)

Opp: Eric Lovett, FIU (2/5/21)

Two or more players fouled out


UTSA: Keaton Wallace, Erik Czumebel, at Oregon St. (12/16/20)

Opp: Jame Harrison, Josh Nzeakor, vs. Lamar (3/14/18)

GAME-BY-GAME STARTING LINEUPS

| OPPONENT | G | G | G/F | G/F | F/C | RECORD BY LINEUP |
|----------|-------|---------|-----------|-----------|---------|------------------|
| Trinity | Deing | McNeill | Ivy-Curry | Alley Jr. | Germany | 1-0 |

CONVOCATION CENTER (OPENED: 1975; CAPACITY: 2,650)



TOP-10 CROWDS

1. 4,913 vs. TXST (2/27/99)
2. 4,258 vs. Little Rock (1/5/89)
3. 4,040 vs. Lamar (2/29/84)
4. 3,800 vs. TCU (12/3/88)
5. 3,676 vs. SHSU (2/20/10)
6. 3,373 vs. SHSU (2/5/00)
7. 3,367 vs. New Orleans (1/21/83)
8. 3,311 vs. TXST (1/21/95)
9. 3,257 vs. SFA (3/12/04)
10. 3,236 vs. ULM (2/8/02)

Season High: 2,494 vs. Oklahoma

COMBINED STATISTICS

| RECORD: | OVERALL | HOME | AWAY | NEUTRAL |
|----------------|---------|------|------|---------|
| ALL GAMES | 1-0 | 1-0 | 0-0 | 0-0 |
| CONFERENCE | 0-0 | 0-0 | 0-0 | 0-0 |
| NON-CONFERENCE | 1-0 | 1-0 | 0-0 | 0-0 |

| # | Player | gp-gs | min | avg | Total | | 3-Point | | F-Throw | | Rebounds | | | | pf | dq | a | to | blk | stl | pts | avg |
|----------------|--------------------|-------|-----|------|--------|------|---------|------|---------|-------|----------|-----|-----|------|----|----|----|----|-----|-----|-----|------|
| | | | | | fg-fga | fg% | 3fg-fga | 3fg% | ft-fga | ft% | off | def | tot | avg | | | | | | | | |
| 00 | Cedrick Alley Jr. | 1-1 | 20 | 20.0 | 2-8 | .250 | 0-4 | .000 | 2-2 | 1.000 | 0 | 7 | 7 | 7.0 | 1 | 0 | 3 | 1 | 2 | 0 | 6 | 6.0 |
| 01 | Darius McNeill | 1-1 | 29 | 29.0 | 4-6 | .667 | 1-2 | .500 | 2-3 | .667 | 1 | 3 | 4 | 4.0 | 4 | 0 | 6 | 2 | 0 | 1 | 11 | 11.0 |
| 03 | Dhieu Deing | 1-1 | 23 | 23.0 | 4-7 | .571 | 3-6 | .500 | 2-3 | .667 | 0 | 5 | 5 | 5.0 | 2 | 0 | 4 | 1 | 1 | 3 | 13 | 13.0 |
| 04 | Josh Farmer | 1-0 | 16 | 16.0 | 3-6 | .500 | 0-1 | .000 | 0-0 | .000 | 3 | 2 | 5 | 5.0 | 1 | 0 | 0 | 0 | 0 | 0 | 6 | 6.0 |
| 10 | Erik Czumbel | 1-0 | 17 | 17.0 | 1-3 | .333 | 0-0 | .000 | 1-2 | .500 | 0 | 1 | 1 | 1.0 | 2 | 0 | 3 | 0 | 0 | 3 | 3 | 3.0 |
| 11 | Lachlan Bofinger | 1-0 | 15 | 15.0 | 3-8 | .375 | 0-2 | .000 | 0-0 | .000 | 3 | 3 | 6 | 6.0 | 0 | 0 | 3 | 1 | 0 | 1 | 6 | 6.0 |
| 12 | Phoenix Ford | 1-0 | 14 | 14.0 | 1-2 | .500 | 0-0 | .000 | 2-4 | .500 | 3 | 0 | 3 | 3.0 | 0 | 0 | 1 | 0 | 0 | 1 | 4 | 4.0 |
| 13 | Artan Jabbar | 1-0 | 5 | 5.0 | 0-2 | .000 | 0-2 | .000 | 0-2 | .000 | 0 | 0 | 0 | 0.0 | 0 | 0 | 2 | 0 | 0 | 0 | 0 | 0.0 |
| 20 | Lamin Sabally | 1-0 | 12 | 12.0 | 2-7 | .286 | 0-1 | .000 | 1-1 | 1.000 | 1 | 3 | 4 | 4.0 | 1 | 0 | 0 | 2 | 0 | 1 | 5 | 5.0 |
| 21 | Jordan Ivy-Curry | 1-1 | 25 | 25.0 | 6-12 | .500 | 3-5 | .600 | 4-4 | 1.000 | 1 | 0 | 1 | 1.0 | 1 | 0 | 2 | 0 | 0 | 2 | 19 | 19.0 |
| 22 | Christian Tucker | 1-0 | 0 | 0.0 | 0-0 | .000 | 0-0 | .000 | 0-0 | .000 | 0 | 0 | 0 | 0.0 | 0 | 0 | 0 | 0 | 0 | 0 | 0 | 0.0 |
| 24 | Jacob Germany | 1-1 | 19 | 19.0 | 10-15 | .667 | 0-0 | .000 | 4-4 | 1.000 | 2 | 1 | 3 | 3.0 | 1 | 0 | 0 | 0 | 2 | 0 | 24 | 24.0 |
| 32 | Isaiah Addo-Ankrah | 1-0 | 5 | 5.0 | 0-0 | .000 | 0-0 | .000 | 0-0 | .000 | 0 | 1 | 1 | 1.0 | 0 | 0 | 0 | 0 | 0 | 0 | 0 | 0.0 |
| Team | | | | | | | | | | | 4 | 0 | 4 | | | | 1 | | | | | |
| Total..... | | 1 | 200 | | 36-76 | .474 | 7-23 | .304 | 18-25 | .720 | 18 | 26 | 44 | 44.0 | 13 | 0 | 24 | 8 | 5 | 12 | 97 | 97.0 |
| Opponents..... | | 1 | 200 | | 28-63 | .444 | 6-26 | .231 | 4-8 | .500 | 11 | 26 | 37 | 37.0 | 18 | 0 | 17 | 20 | 1 | 1 | 66 | 66.0 |

TEAM STATISTICS

| | UTSA | OPP |
|------------------------|--------|-------|
| SCORING | 97 | 66 |
| Points per game | 97.0 | 66.0 |
| Scoring margin | +31.0 | - |
| FIELD GOALS-ATT | 36-76 | 28-63 |
| Field goal pct | .474 | .444 |
| 3 POINT FG-ATT | 7-23 | 6-26 |
| 3-point FG pct | .304 | .231 |
| 3-pt FG made per game | 7.0 | 6.0 |
| FREE THROWS-ATT | 18-25 | 4-8 |
| Free throw pct | .720 | .500 |
| F-Throws made per game | 18.0 | 4.0 |
| REBOUNDS | 44 | 37 |
| Rebounds per game | 44.0 | 37.0 |
| Rebounding margin | +7.0 | - |
| ASSISTS | 24 | 17 |
| Assists per game | 24.0 | 17.0 |
| TURNOVERS | 8 | 20 |
| Turnovers per game | 8.0 | 20.0 |
| Turnover margin | +12.0 | - |
| Assist/turnover ratio | 3.0 | 0.9 |
| STEALS | 12 | 1 |
| Steals per game | 12.0 | 1.0 |
| BLOCKS | 5 | 1 |
| Blocks per game | 5.0 | 1.0 |
| ATTENDANCE | 1302 | 0 |
| Home games-Avg/Game | 1-1302 | 0-0 |
| Neutral site-Avg/Game | - | 0-0 |

| Date | Opponent | Score | Att. |
|----------|--------------|---------|------|
| 11/09/21 | TRINITY (TX) | w 97-66 | 1302 |

* - Conference game

| Score by Periods | 1st | 2nd | Totals |
|------------------|-----|-----|--------|
| UTSA | 49 | 48 | 97 |
| Opponents | 30 | 36 | 66 |

2020-21 COMBINED C-USA STATISTICS

| RECORD: | OVERALL | HOME | AWAY | NEUTRAL |
|----------------|---------|------|------|---------|
| ALL GAMES | 9-7 | 7-2 | 2-5 | 0-0 |
| CONFERENCE | 9-7 | 7-2 | 2-5 | 0-0 |
| NON-CONFERENCE | 0-0 | 0-0 | 0-0 | 0-0 |

| # | Player | gp-gs | min | avg | Total | | 3-Point | | F-Throw | | Rebounds | | | | | pts | avg | | | | | | | |
|----------------|--------------------|-------|------|------|----------|------|---------|------|---------|-------|----------|-----|-----|------|-----|-----|-----|-----|----|----|------|------|--|--|
| | | | | | fg-fga | fg% | 3fg-fga | 3fg% | ft-fga | ft% | off | def | tot | avg | pf | | | dq | a | to | blk | stl | | |
| 02 | Jhivvan Jackson | 16-16 | 555 | 34.7 | 126-256 | .492 | 47-112 | .420 | 51-65 | .785 | 8 | 52 | 60 | 3.8 | 50 | 2 | 53 | 45 | 4 | 19 | 350 | 21.9 | | |
| 22 | Keaton Wallace | 16-16 | 579 | 36.2 | 96-231 | .416 | 39-119 | .328 | 49-60 | .817 | 8 | 90 | 98 | 6.1 | 32 | 1 | 57 | 35 | 3 | 16 | 280 | 17.5 | | |
| 24 | Jacob Germany | 16-15 | 366 | 22.9 | 74-152 | .487 | 0-0 | .000 | 24-36 | .667 | 34 | 60 | 94 | 5.9 | 26 | 0 | 4 | 11 | 21 | 3 | 172 | 10.8 | | |
| 03 | Jordan Ivy-Curry | 16-8 | 349 | 21.8 | 40-101 | .396 | 22-46 | .478 | 18-24 | .750 | 21 | 20 | 41 | 2.6 | 26 | 0 | 19 | 11 | 2 | 9 | 120 | 7.5 | | |
| 00 | Cedrick Alley Jr. | 14-6 | 291 | 20.8 | 37-78 | .474 | 14-33 | .424 | 13-16 | .813 | 18 | 49 | 67 | 4.8 | 21 | 0 | 7 | 11 | 5 | 11 | 101 | 7.2 | | |
| 20 | Eric Parrish | 15-9 | 321 | 21.4 | 42-80 | .525 | 3-13 | .231 | 14-20 | .700 | 16 | 37 | 53 | 3.5 | 31 | 0 | 32 | 26 | 6 | 15 | 101 | 6.7 | | |
| 10 | Erik Czumbel | 15-5 | 335 | 22.3 | 10-45 | .222 | 7-31 | .226 | 9-9 | 1.000 | 4 | 24 | 28 | 1.9 | 30 | 0 | 23 | 10 | 1 | 9 | 36 | 2.4 | | |
| 25 | Adrian Rodriguez | 8-4 | 86 | 10.8 | 6-11 | .545 | 0-0 | .000 | 1-3 | .333 | 5 | 7 | 12 | 1.5 | 10 | 0 | 6 | 7 | 1 | 2 | 13 | 1.6 | | |
| 44 | Luka Barisic | 7-0 | 67 | 9.6 | 4-25 | .160 | 3-15 | .200 | 0-0 | .000 | 6 | 10 | 16 | 2.3 | 12 | 0 | 6 | 3 | 0 | 2 | 11 | 1.6 | | |
| 11 | Lachlan Bofinger | 8-0 | 72 | 9.0 | 5-15 | .333 | 0-2 | .000 | 2-2 | 1.000 | 4 | 13 | 17 | 2.1 | 7 | 0 | 4 | 7 | 1 | 6 | 12 | 1.5 | | |
| 12 | Phoenix Ford | 15-1 | 158 | 10.5 | 9-19 | .474 | 0-0 | .000 | 1-3 | .333 | 12 | 25 | 37 | 2.5 | 40 | 1 | 5 | 7 | 0 | 4 | 19 | 1.3 | | |
| 01 | Jaja Sanni | 4-0 | 11 | 2.8 | 1-4 | .250 | 0-2 | .000 | 2-2 | 1.000 | 0 | 0 | 0 | 0.0 | 0 | 0 | 0 | 1 | 0 | 0 | 4 | 1.0 | | |
| 13 | Artan Jabbar | 2-0 | 5 | 2.5 | 0-1 | .000 | 0-1 | .000 | 0-0 | .000 | 0 | 0 | 0 | 0.0 | 0 | 0 | 0 | 0 | 0 | 0 | 0 | 0.0 | | |
| 32 | Isaiah Addo-Ankrah | 2-0 | 5 | 2.5 | 0-1 | .000 | 0-0 | .000 | 0-0 | .000 | 0 | 0 | 0 | 0.0 | 0 | 0 | 0 | 0 | 0 | 1 | 0 | 0.0 | | |
| Team | | | | | | | | | | | 20 | 20 | 40 | | | | | | 3 | | | | | |
| Total..... | | 16 | 3200 | | 450-1019 | .442 | 135-374 | .361 | 184-240 | .767 | 156 | 407 | 563 | 35.2 | 285 | 4 | 216 | 177 | 44 | 97 | 1219 | 76.2 | | |
| Opponents..... | | 16 | 3200 | | 415-926 | .448 | 119-347 | .343 | 244-334 | .731 | 151 | 441 | 592 | 37.0 | 252 | 3 | 196 | 213 | 46 | 85 | 1193 | 74.6 | | |

| TEAM STATISTICS | UTSA | OPP | Date | Opponent | Score | Att. |
|------------------------|----------|---------|---------------------|-------------------|---------|------|
| SCORING | 1219 | 1193 | * 01/01/21 | at Rice | L 86-95 | 0 |
| Points per game | 76.2 | 74.6 | * 01/02/21 | at Rice | L 69-84 | 0 |
| Scoring margin | +1.6 | - | * 01/08/21 | NORTH TEXAS | L 70-77 | 388 |
| FIELD GOALS-ATT | 450-1019 | 415-926 | * 01/09/21 | NORTH TEXAS | w 77-69 | 389 |
| Field goal pct | .442 | .448 | * 01/15/21 | at Louisiana Tech | L 66-77 | 1200 |
| 3 POINT FG-ATT | 135-374 | 119-347 | * 01/16/21 | at Louisiana Tech | L 66-82 | 1200 |
| 3-point FG pct | .361 | .343 | * 01/22/21 | SOUTHERN MISS. | w 70-64 | 420 |
| 3-pt FG made per game | 8.4 | 7.4 | * 01/23/21 | SOUTHERN MISS. | w 78-72 | 362 |
| FREE THROWS-ATT | 184-240 | 244-334 | * 01/28/21 | UTEP | w 86-79 | 470 |
| Free throw pct | .767 | .731 | * 01/30/21 | at UTEP | L 51-69 | 540 |
| F-Throws made per game | 11.5 | 15.3 | * 02/05/21 | at FIU | w 87-80 | 194 |
| REBOUNDS | 563 | 592 | * 02/06/21 | at FIU | w 90-47 | 147 |
| Rebounds per game | 35.2 | 37.0 | * 02/12/21 | FLA. ATLANTIC | w 84-80 | 373 |
| Rebounding margin | -1.8 | - | * 02/13/21 | FLA. ATLANTIC | w 86-75 | 384 |
| ASSISTS | 216 | 196 | * 02/26/21 | UAB | L 57-64 | 429 |
| Assists per game | 13.5 | 12.3 | * 02/27/21 | UAB | w 96-79 | 394 |
| TURNOVERS | 177 | 213 | | | | |
| Turnovers per game | 11.1 | 13.3 | * = Conference game | | | |
| Turnover margin | +2.3 | - | | | | |
| Assist/turnover ratio | 1.2 | 0.9 | | | | |
| STEALS | 97 | 85 | | | | |
| Steals per game | 6.1 | 5.3 | | | | |
| BLOCKS | 44 | 46 | | | | |
| Blocks per game | 2.8 | 2.9 | | | | |
| ATTENDANCE | 3609 | 3281 | | | | |
| Home games-Avg/Game | 9-401 | 7-469 | | | | |
| Neutral site-Avg/Game | - | 0-0 | | | | |

| Score by Periods | 1st | 2nd | Totals |
|------------------|-----|-----|--------|
| UTSA | 606 | 613 | 1219 |
| Opponents | 570 | 623 | 1193 |

PER 40-MINUTE AVERAGES

| # | Player | min | fgm | fga | pct | 3fgm | 3fga | pct | ftm | fta | pct | oreb | dreb | treb | pf | a | to | blk | stl | pts |
|------------|--------------------|-----|------|------|------|------|------|------|------|------|-------|------|------|------|------|------|-----|-----|------|------|
| 00 | Cedrick Alley Jr. | 40 | 4.0 | 16.0 | .250 | 0.0 | 8.0 | .000 | 4.0 | 4.0 | 1.000 | 0.0 | 14.0 | 14.0 | 2.0 | 6.0 | 2.0 | 4.0 | 0.0 | 12.0 |
| 32 | Isaiah Addo-Ankrah | 40 | 0.0 | 0.0 | .000 | 0.0 | 0.0 | .000 | 0.0 | 0.0 | .000 | 0.0 | 8.0 | 8.0 | 0.0 | 0.0 | 0.0 | 0.0 | 0.0 | 0.0 |
| 11 | Lachlan Bofinger | 40 | 8.0 | 21.3 | .375 | 0.0 | 5.3 | .000 | 0.0 | 0.0 | .000 | 8.0 | 8.0 | 16.0 | 0.0 | 8.0 | 2.7 | 0.0 | 2.7 | 16.0 |
| 10 | Erik Czumbel | 40 | 2.4 | 7.1 | .333 | 0.0 | 0.0 | .000 | 2.4 | 4.7 | .500 | 0.0 | 2.4 | 2.4 | 4.7 | 7.1 | 0.0 | 0.0 | 7.1 | 7.1 |
| 03 | Dhieu Deing | 40 | 7.0 | 12.2 | .571 | 5.2 | 10.4 | .500 | 3.5 | 5.2 | .667 | 0.0 | 8.7 | 8.7 | 3.5 | 7.0 | 1.7 | 1.7 | 5.2 | 22.6 |
| 04 | Josh Farmer | 40 | 7.5 | 15.0 | .500 | 0.0 | 2.5 | .000 | 0.0 | 0.0 | .000 | 7.5 | 5.0 | 12.5 | 2.5 | 0.0 | 0.0 | 0.0 | 0.0 | 15.0 |
| 12 | Phoenix Ford | 40 | 2.9 | 5.7 | .500 | 0.0 | 0.0 | .000 | 5.7 | 11.4 | .500 | 8.6 | 0.0 | 8.6 | 0.0 | 2.9 | 0.0 | 0.0 | 2.9 | 11.4 |
| 24 | Jacob Germany | 40 | 21.1 | 31.6 | .667 | 0.0 | 0.0 | .000 | 8.4 | 8.4 | 1.000 | 4.2 | 2.1 | 6.3 | 2.1 | 0.0 | 0.0 | 4.2 | 0.0 | 50.5 |
| 21 | Jordan Ivy-Curry | 40 | 9.6 | 19.2 | .500 | 4.8 | 8.0 | .600 | 6.4 | 6.4 | 1.000 | 1.6 | 0.0 | 1.6 | 1.6 | 3.2 | 0.0 | 0.0 | 3.2 | 30.4 |
| 13 | Artan Jabbar | 40 | 0.0 | 16.0 | .000 | 0.0 | 16.0 | .000 | 0.0 | 16.0 | .000 | 0.0 | 0.0 | 0.0 | 0.0 | 16.0 | 0.0 | 0.0 | 0.0 | 0.0 |
| 01 | Darius McNeill | 40 | 5.5 | 8.3 | .667 | 1.4 | 2.8 | .500 | 2.8 | 4.1 | .667 | 1.4 | 4.1 | 5.5 | 5.5 | 8.3 | 2.8 | 0.0 | 1.4 | 15.2 |
| 20 | Lamin Sabally | 40 | 6.7 | 23.3 | .286 | 0.0 | 3.3 | .000 | 3.3 | 3.3 | 1.000 | 3.3 | 10.0 | 13.3 | 3.3 | 0.0 | 6.7 | 0.0 | 3.3 | 16.7 |
| 22 | Christian Tucker | 40 | 0.0 | 0.0 | .000 | 0.0 | 0.0 | .000 | 0.0 | 0.0 | .000 | 0.0 | 0.0 | 0.0 | 0.0 | 0.0 | 0.0 | 0.0 | 0.0 | 0.0 |
| Total..... | | 40 | 36.0 | 76.0 | .474 | 7.0 | 23.0 | .304 | 18.0 | 25.0 | .720 | 18.0 | 26.0 | 44.0 | 13.0 | 24.0 | 8.0 | 5.0 | 12.0 | 97.0 |

GAME-BY-GAME COMPARISON

| Opponent | 1st | 2nd | Score | Mar | Total FG | FG Pct | 3-Pointers | 3FG Pct | Free Throws | FT Pct | Rebounds | Assist | T/Over | Block | Steal | Fouls | |
|--------------|-------|-------|-------|-----|-------------|-----------|------------|-----------|-------------|-----------|----------|--------|--------|-------|-------|-------|-------|
| TRINITY (TX) | 49/30 | 48/36 | 97-66 | +31 | 36-76/28-63 | .474/.444 | 7-23/6-26 | .304/.231 | 18-25/4-8 | .720/.500 | 44/37 | +7 | 24/17 | 8/20 | 5/1 | 12/1 | 13/18 |

Note: Game totals are displayed in the format TEAM/OPPONENT for each category

C-USA 2020-21 RECAP

| | Player of the Week (School) | Fresh of the Week |
|---------|-----------------------------|--------------------------|
| Week 1 | Charles Bassey, WKU | Dayvion KcKnight, WKU |
| Week 2 | Taevion Kinsey, Marshall | Kenneth Lofton, LA Tech |
| Week 3 | Charles Bassey, WKU | Jaron Pierre, S. Miss. |
| Week 4 | Jahmir Young, Charlotte | Kenneth Lofton, LA Tech |
| | Charles Bassey, WKU | |
| Week 5 | Luke Frampton, WKU | Kenneth Lofton, LA Tech |
| Week 6 | Jahmir Young, Charlotte | Jason Pierre, S. Miss. |
| | Travis Eevee, Rice | |
| Week 7 | Charles Bassey, WKU | Rubin Jones, North Texas |
| Week 8 | Charles Bassey, WKU | Jason Pierre, S. Miss. |
| Week 9 | Tavin Lovan, UAB | Kenneth Lofton, LA Tech |
| | Charles Bassey, WKU | |
| Week 10 | Jahmir Young, Charlotte | Kenneth Lofton, LA Tech |
| Week 11 | Quincy Olivari, Rice | Kenneth Lofton, LA Tech |
| Week 12 | Jhivvan Jackson, UTSA | Kenneth Lofton, LA Tech |
| Week 13 | Tae Hardy, Southern Miss | - |
| Week 14 | Keaton Wallace, UTSA | Kenneth Lofton, LA Tech |
| Week 15 | Charles Bassey, WKU | Kenneth Lofton, LA Tech |

2020-21 C-USA PRESEASON POLL

1. UAB (8 first-place votes) – 190 points
2. Louisiana Tech (6) – 184 points
3. WKU – 162 points
4. Marshall – 147 points
5. Old Dominion – 130 points
6. North Texas – 124 points
7. Charlotte – 110 points
8. Rice – 104 points
9. Florida Atlantic – 84 points
10. UTEP – 82 points
11. UTSA – 48 points
12. Southern Miss – 42 points
13. FIU – 36 points
14. Middle Tennessee – 28 points

PRESEASON ALL-CONFERENCE TEAM

- Jahmir Young, Charlotte, JR, G
 Taevion Kinsey, Marshall, SR, G
 Kenneth Lofton, Jr. LA Tech, FR, F
 Josh Anderson, WKU, SR, G
 Quincy Olivari, Rice, SO, G
 Tyler Stevenson, Southern Miss, JR, F
 Tavin Lovan, UAB, JR, G
 Souley Boum, UTEP, R-JR, G
 Thomas Bell, North Texas, SR, F
 Kalu Ezikpe, Old Dominion, JR, F
 Isaiah Crawford, LA Tech, SO, F





0 • CEDRICK ALLEY JR.

6-6 • 230 • R-SENIOR - TR • FORWARD

HOUSTON, TEXAS / KLEIN FOREST HS / HOUSTON

As a Senior (2021-22)

- Led the team with seven rebounds in 20 minutes in a season-opening win over Trinity, adding six points and two blocks

Season Highs

Points

6 vs. Trinity (11/6/21)

Rebounds

7 vs. Trinity (11/6/21)

Field Goals Made

2 vs. Trinity (11/6/21)

Field Goal Attempts

8 vs. Trinity (11/6/21)

3-Pt Field Goals Made

0 vs. Trinity (11/6/21)

3-Pt Field Goal Attempts

4 vs. Trinity (11/6/21)

Free Throws Made

2 vs. Trinity (11/6/21)

Free Throw Attempts

2 vs. Trinity (11/6/21)

Assists

3 vs. Trinity (11/6/21)

Steals

-

Blocked Shots

2 vs. Trinity (11/6/21)

Minutes

20 vs. Trinity (11/6/21)

Alley's 2021-22 Game-by-Game

| Opponent | Date | gs | min | Total | | 3-Pointers | | Free throws | | Rebounds | | | | pf | a | t/o | blk | stl | pts | avg |
|---------------|----------|----|-----|--------|------|------------|------|-------------|-------|----------|-----|-----|-----|----|---|-----|-----|-----|-----|-----|
| | | | | fg-fga | pct | 3fg-fga | pct | ft-fga | pct | off | def | tot | avg | | | | | | | |
| TRINITY (TX) | 11/09/21 | * | 20 | 2-8 | .250 | 0-4 | .000 | 2-2 | 1.000 | 0 | 7 | 7 | 7.0 | 1 | 3 | 1 | 2 | 0 | 6 | 6.0 |
| Totals | | | 1 | 2-8 | .250 | 0-4 | .000 | 2-2 | 1.000 | 0 | 7 | 7 | 7.0 | 1 | 3 | 1 | 2 | 0 | 6 | 6.0 |

| | |
|--------------------|----------------------------|
| Games played: 1 | Rebounds/game: 7.0 |
| Minutes/game: 20.0 | Assists/game: 3.0 |
| Points/game: 6.0 | Turnovers/game: 1.0 |
| FG Pct: 25.0 | Assist/turnover ratio: 3.0 |
| 3FG Pct: 0.0 | Blocks/game: 2.0 |
| FT Pct: 100.0 | |

UTSA Career Highs

Points

15 at Rice (1/2/21)

Rebounds

10 vs. UAB (2/26/21)

Field Goals Made

5 at Rice (1/2/21)

Field Goal Attempts

11, hvic, last at Rice (1/2/21)

3-Pt Field Goals Made

3 at Rice (1/2/21)

3-Pt Field Goal Attempts

8 at Rice (1/2/21)

Free Throws Made

5 at Oregon State (12/20/20)

Free Throw Attempts

5 at Oregon State (12/20/20)

Assists

3 vs. UTPB (11/27/20)

Steals

2 vs. Lamar (12/22/20)

Blocked Shots

2 at Oregon State (12/20/20)

Minutes

32 vs. UAB (2/26/21)

Alley's Career Stats

| Season | gp-gs | min/avg | Total | | 3-Point | | F-Throws | | Rebounds | | | | Scoring | | | | | | | |
|--------------|-------|-----------|---------|------|---------|------|----------|-------|----------|-----|-----|-----|---------|----|-----|----|-----|-----|-----|-----|
| | | | fg-fga | pct | fg-fga | pct | ft-fga | pct | off | def | tot | avg | pf | fo | ast | to | blk | stl | pts | avg |
| 2018-19* | 37-16 | 664/17.9 | 56-161 | .348 | 31-116 | .267 | 29-38 | .763 | 36 | 73 | 109 | 2.9 | 43 | 0 | 26 | 26 | 9 | 17 | 172 | 4.6 |
| 2019-20* | 23-0 | 206/9.0 | 11-33 | .333 | 4-19 | .211 | 4-12 | .333 | 10 | 15 | 25 | 1.1 | 21 | 0 | 6 | 4 | 3 | 5 | 30 | 1.3 |
| 2020-21 | 24-16 | 496/20.7 | 55-132 | .417 | 18-53 | .340 | 22-27 | .815 | 32 | 73 | 105 | 4.4 | 36 | 0 | 23 | 23 | 9 | 16 | 150 | 6.3 |
| 2021-22 | 1-1 | 20/20.0 | 2-8 | .250 | 0-4 | .000 | 2-2 | 1.000 | 0 | 7 | 7 | 7.0 | 1 | 0 | 3 | 1 | 2 | 0 | 6 | 6.0 |
| TOTAL | 25-17 | 516/20.6 | 57-140 | .407 | 18-57 | .316 | 24-29 | .828 | 32 | 80 | 112 | 4.5 | 37 | 0 | 26 | 24 | 11 | 16 | 156 | 6.2 |
| All* | 85-33 | 1386/16.3 | 124-334 | .371 | 53-192 | .276 | 57-79 | .722 | 78 | 168 | 246 | 2.9 | 101 | 0 | 58 | 54 | 23 | 38 | 358 | 4.2 |



1 • DARIUS McNEILL

6-3 • 185 • SENIOR - TR • GUARD

HOUSTON, TEXAS / WESTFIELD HS / CAL / SMU

As a Senior (2021-22)

- Made UTSA debut with 11 points and four rebounds, adding six assists and a steal in 29 minutes of the season opener vs. Trinity

Season Highs

Points

11 vs. Trinity (11/6/21)

Rebounds

4 vs. Trinity (11/6/21)

Field Goals Made

4 vs. Trinity (11/6/21)

Field Goal Attempts

6 vs. Trinity (11/6/21)

3-Pt Field Goals Made

1 vs. Trinity (11/6/21)

3-Pt Field Goal Attempts

2 vs. Trinity (11/6/21)

Free Throws Made

2 vs. Trinity (11/6/21)

Free Throw Attempts

3 vs. Trinity (11/6/21)

Assists

6 vs. Trinity (11/6/21)

Steals

1 vs. Trinity (11/6/21)

Blocked Shots

-

Minutes

29 vs. Trinity (11/6/21)

McNeill's 2021-22 Game-by-Game

| Opponent | Date | gs | min | Total | | 3-Pointers | | Free throws | | Rebounds | | | | pf | a | t/o | blk | stl | pts | avg |
|--------------|----------|----|-----|--------|------|------------|------|-------------|------|----------|-----|-----|-----|----|---|-----|-----|-----|-----|------|
| | | | | fg-fga | pct | 3fg-fga | pct | ft-fa | pct | off | def | tot | avg | | | | | | | |
| TRINITY (TX) | 11/09/21 | * | 29 | 4-6 | .667 | 1-2 | .500 | 2-3 | .667 | 1 | 3 | 4 | 4.0 | 4 | 6 | 2 | 0 | 1 | 11 | 11.0 |
| Totals | | 1 | 29 | 4-6 | .667 | 1-2 | .500 | 2-3 | .667 | 1 | 3 | 4 | 4.0 | 4 | 6 | 2 | 0 | 1 | 11 | 11.0 |

Games played: 1
 Minutes/game: 29.0
 Points/game: 11.0
 FG Pct: 66.7
 3FG Pct: 50.0
 FT Pct: 66.7

Rebounds/game: 4.0
 Assists/game: 6.0
 Turnovers/game: 2.0
 Assist/turnover ratio: 3.0
 Steals/game: 1.0

Career Highs

Points

30 vs. Cal State Fullerton (12/16/17)

Rebounds

6, five times

Field Goals Made

11 vs. Cal State Fullerton (12/16/17)

Field Goal Attempts

17 twice, last vs. Stanford (3/7/18)

3-Pt Field Goals Made

6 vs. CSUN (11/28/17)

3-Pt Field Goal Attempts

13 vs. San Jose State (12/21/18)

Free Throws Made

6, 3x, last vs. Arizona State (1/19/19)

Free Throws Attempt

8 vs. Portland State (12/21/17)

Assists

6 vs. Cal State Fullerton (12/16/17)

Steals

7 at UCLA (1/5/19)

Blocked Shots

2, twice, last vs. Arizona State (1/20/18)

McNeill's Career Stats

| Season | gp-gs | min/avg | Total | | 3-Point | | F-Throws | | Rebounds | | | | pf | fo | ast | to | blk | stl | Scoring | |
|----------|-------|-----------|---------|------|---------|------|----------|------|----------|-----|-----|-----|-----|----|-----|-----|-----|-----|---------|------|
| | | | fg-fga | pct | fg-fga | pct | ft-fa | pct | off | def | tot | avg | | | | | | | pts | avg |
| 2017-18* | 32-30 | 1051/32.8 | 128-336 | .381 | 67-190 | .353 | 40-54 | .741 | 10 | 84 | 94 | 2.9 | 76 | 2 | 70 | 70 | 6 | 39 | 363 | 11.3 |
| 2018-19* | 31-28 | 1013/32.7 | 122-312 | .391 | 66-189 | .349 | 32-46 | .696 | 7 | 37 | 44 | 1.4 | 69 | 0 | 28 | 34 | 2 | 46 | 342 | 11.0 |
| 2021-22 | 1-1 | 29/29.0 | 4-6 | .667 | 1-2 | .500 | 2-3 | .667 | 1 | 3 | 4 | 4.0 | 4 | 0 | 6 | 2 | 0 | 1 | 11 | 11.0 |
| TOTAL | 1-1 | 29/29.0 | 4-6 | .667 | 1-2 | .500 | 2-3 | .667 | 1 | 3 | 4 | 4.0 | 4 | 0 | 6 | 2 | 0 | 1 | 11 | 11.0 |
| All* | 64-59 | 2093/32.7 | 254-654 | .388 | 134-381 | .352 | 74-103 | .718 | 18 | 124 | 142 | 2.2 | 149 | 2 | 104 | 106 | 8 | 86 | 716 | 11.2 |



2 • ALEU ALEU

6-8 • 180 • JUNIOR - TR • GUARD / FORWARD

AUSTIN, TEXAS / AUSTIN HS / TEMPLE CC

As a Junior (2021-22)

- Did not see game action in the season opener while recovering from injury

Season Highs

Points

-

Rebounds

-

Field Goals Made

-

Field Goal Attempts

-

3-Pt Field Goals Made

-

3-Pt Field Goal Attempts

-

Free Throws Made

-

Free Throw Attempts

-

Assists

-

Steals

-

Blocked Shots

-

Minutes

-

Career Highs

Points

-

Rebounds

-

Field Goals Made

-

Field Goal Attempts

-

3-Pt Field Goals Made

-

3-Pt Field Goal Attempts

-

Free Throws Made

-

Free Throw Attempts

-

Assists

-

Steals

-

Blocked Shots

-

Minutes

-

Aleu's 2021-22 Game-by-Game

| |
|--|
| |
|--|

Aleu's Career Stats

| |
|--|
| |
|--|



3 • DHIEU DEING

6-5 • 175 • JUNIOR - TR • GUARD

HIGH POINT, N.C. / HIGH POINT CENTRAL HS / USC AIKEN / DODGE CITY [KAN.] CC

As a Junior (2021-22)

• Made UTSA debut with 13 points, five rebounds, four assists and three steals in 23 minutes of the season opener vs. Trinity, splashing three 3-pointers

Season Highs

Points

13 vs. Trinity (11/6/21)

Rebounds

5 vs. Trinity (11/6/21)

Field Goals Made

4 vs. Trinity (11/6/21)

Field Goal Attempts

7 vs. Trinity (11/6/21)

3-Pt Field Goals Made

3 vs. Trinity (11/6/21)

3-Pt Field Goal Attempts

6 vs. Trinity (11/6/21)

Free Throws Made

2 vs. Trinity (11/6/21)

Free Throw Attempts

3 vs. Trinity (11/6/21)

Assists

4 vs. Trinity (11/6/21)

Steals

3 vs. Trinity (11/6/21)

Blocked Shots

1 vs. Trinity (11/6/21)

Minutes

23 vs. Trinity (11/6/21)

Career Highs

Points

13 vs. Trinity (11/6/21)

Rebounds

5 vs. Trinity (11/6/21)

Field Goals Made

4 vs. Trinity (11/6/21)

Field Goal Attempts

7 vs. Trinity (11/6/21)

3-Pt Field Goals Made

3 vs. Trinity (11/6/21)

3-Pt Field Goal Attempts

6 vs. Trinity (11/6/21)

Free Throws Made

2 vs. Trinity (11/6/21)

Free Throw Attempts

3 vs. Trinity (11/6/21)

Assists

4 vs. Trinity (11/6/21)

Steals

3 vs. Trinity (11/6/21)

Blocked Shots

1 vs. Trinity (11/6/21)

Minutes

23 vs. Trinity (11/6/21)

Deing's 2021-22 Game-by-Game

| Opponent | Date | gs | min | Total | | 3-Pointers | | Free throws | | Rebounds | | | | pf | a | t/o | blk | stl | pts | avg | |
|--------------|----------|----|-----|--------|------|------------|------|-------------|------|----------|-----|-----|-----|-----|---|-----|-----|-----|-----|------|------|
| | | | | fg-fga | pct | 3fg-fga | pct | ft-fa | pct | off | def | tot | avg | | | | | | | | |
| TRINITY (TX) | 11/09/21 | * | 23 | 4-7 | .571 | 3-6 | .500 | 2-3 | .667 | 0 | 5 | 5 | 5.0 | 2 | 4 | 1 | 1 | 3 | 13 | 13.0 | |
| Totals | | | 1 | 23 | 4-7 | .571 | 3-6 | .500 | 2-3 | .667 | 0 | 5 | 5 | 5.0 | 2 | 4 | 1 | 1 | 3 | 13 | 13.0 |

Games played: 1
 Minutes/game: 23.0
 Points/game: 13.0
 FG Pct: 57.1
 3FG Pct: 50.0
 FT Pct: 66.7

Rebounds/game: 5.0
 Assists/game: 4.0
 Turnovers/game: 1.0
 Assist/turnover ratio: 4.0
 Steals/game: 3.0
 Blocks/game: 1.0

Deing's Career Stats

| Season | gp-gs | min/avg | Total | | 3-Point | | F-Throws | | Rebounds | | | | Scoring | | | | | | | |
|---------|-------|---------|--------|------|---------|------|----------|------|----------|-----|-----|-----|---------|----|-----|----|-----|-----|-----|------|
| | | | fg-fga | pct | fg-fga | pct | ft-fa | pct | off | def | tot | avg | pf | fo | ast | to | blk | stl | pts | avg |
| 2021-22 | 1-1 | 23/23.0 | 4-7 | .571 | 3-6 | .500 | 2-3 | .667 | 0 | 5 | 5 | 5.0 | 2 | 0 | 4 | 1 | 1 | 3 | 13 | 13.0 |
| TOTAL | 1-1 | 23/23.0 | 4-7 | .571 | 3-6 | .500 | 2-3 | .667 | 0 | 5 | 5 | 5.0 | 2 | 0 | 4 | 1 | 1 | 3 | 13 | 13.0 |



4 • JOSH FARMER

6-9 • 195 • FRESHMAN - HS • FOWARD

HOUSTON, TEXAS / SHARPSTOWN HS

As a Freshman (2021-22)

- Made collegiate debut with six points, five rebounds and three buckets made in 16 minutes vs. Trinity

Season Highs

Points

6 vs. Trinity (11/6/21)

Rebounds

5 vs. Trinity (11/6/21)

Field Goals Made

3 vs. Trinity (11/6/21)

Field Goal Attempts

6 vs. Trinity (11/6/21)

3-Pt Field Goals Made

-

3-Pt Field Goal Attempts

1 vs. Trinity (11/6/21)

Free Throws Made

-

Free Throw Attempts

-

Assists

-

Steals

-

Blocked Shots

-

Minutes

16 vs. Trinity (11/6/21)

Career Highs

Points

6 vs. Trinity (11/6/21)

Rebounds

5 vs. Trinity (11/6/21)

Field Goals Made

3 vs. Trinity (11/6/21)

Field Goal Attempts

6 vs. Trinity (11/6/21)

3-Pt Field Goals Made

-

3-Pt Field Goal Attempts

1 vs. Trinity (11/6/21)

Free Throws Made

-

Free Throw Attempts

-

Assists

-

Steals

-

Blocked Shots

-

Minutes

16 vs. Trinity (11/6/21)

Farmer's 2021-22 Game-by-Game

| Opponent | Date | gp | min | Total | | 3-Pointers | | Free throws | | Rebounds | | | | | pts | avg | | | | |
|---------------|----------|----------|-----------|------------|-------------|------------|-------------|-------------|-------------|----------|----------|----------|------------|----------|----------|----------|----------|----------|----------|------------|
| | | | | fg-fga | pct | 3fg-fga | pct | ft-fga | pct | off | def | tot | avg | pf | | | a | to | blk | stl |
| TRINITY, TX | 11/03/21 | 1 | 16 | 3-6 | .500 | 0-1 | .000 | 0-0 | .000 | 3 | 2 | 5 | 5.0 | 1 | 0 | 0 | 0 | 0 | 6 | 6.0 |
| Totals | | 1 | 16 | 3-6 | .500 | 0-1 | .000 | 0-0 | .000 | 3 | 2 | 5 | 5.0 | 1 | 0 | 0 | 0 | 0 | 6 | 6.0 |

Games played: 1
 Minutes/game: 16.0
 Points/game: 6.0
 FG Pct: .500
 3FG Pct: .000

Rebounds/game: 5.0

Farmer's Career Stats

| Season | gp-gs | min/avg | Total | | 3-Point | | F-Throws | | Rebounds | | | | | Scoring | | | | | | |
|--------------|------------|----------------|------------|-------------|------------|-------------|------------|-------------|----------|----------|----------|------------|----------|----------|----------|----------|----------|----------|----------|------------|
| | | | fg-fga | pct | fg-fga | pct | ft-fga | pct | off | def | tot | avg | pf | fo | ast | to | blk | stl | pts | avg |
| 2021-22 | 1-0 | 16/16.0 | 3-6 | .500 | 0-1 | .000 | 0-0 | .000 | 3 | 2 | 5 | 5.0 | 1 | 0 | 0 | 0 | 0 | 0 | 6 | 6.0 |
| TOTAL | 1-0 | 16/16.0 | 3-6 | .500 | 0-1 | .000 | 0-0 | .000 | 3 | 2 | 5 | 5.0 | 1 | 0 | 0 | 0 | 0 | 0 | 6 | 6.0 |



5 • AZAVIER JOHNSON

6-5 • 205 • FRESHMAN - HS • GUARD

LAS VEGAS, NEV. / FAITH LUTHERAN HS

As a Freshman (2021-22)

- Has not seen game action

Season Highs

Points

Rebounds

Field Goals Made

Field Goal Attempts

3-Pt Field Goals Made

3-Pt Field Goal Attempts

Free Throws Made

Free Throw Attempts

Assists

Steals

Blocked Shots

Minutes

Johnson's 2021-22 Game-by-Game

| |
|------------------------------------|
| Empty space for game-by-game stats |
|------------------------------------|

Career Highs

Points

Rebounds

Field Goals Made

Field Goal Attempts

3-Pt Field Goals Made

3-Pt Field Goal Attempts

Free Throws Made

Free Throw Attempts

Assists

Steals

Blocked Shots

Minutes

Johnson's Career Stats

| |
|------------------------------|
| Empty space for career stats |
|------------------------------|



10 • ERIK CZUMBEL

6-3 • 200 • JUNIOR-2L • GUARD

VERONA, ITALY / LICEO LEONARDO DA VINCI

As a Junior (2021-22)

- Played 17 minutes off the bench in a season-opening win over Trinity, with three points, three steals and three assists

Season Highs

Points

3 vs. Trinity (11/9/21)

Rebounds

1 vs. Trinity (11/9/21)

Field Goals Made

1 vs. Trinity (11/9/21)

Field Goal Attempts

3 vs. Trinity (11/9/21)

3-Pt Field Goals Made

-

3-Pt Field Goal Attempts

-

Free Throws Made

1 vs. Trinity (11/9/21)

Free Throw Attempts

2 vs. Trinity (11/9/21)

Assists

3 vs. Trinity (11/9/21)

Steals

3 vs. Trinity (11/9/21)

Blocked Shots

-

Minutes

17 vs. Trinity (11/9/21)

Career Highs

Points

12 at Utah State (11/18/19)

Rebounds

6, twice, last at Charlotte (2/8/20)

Field Goals Made

4, 5x

Field Goal Attempts

9, twice, last vs. FAU (2/13/21)

3-Pt Field Goals Made

3, 7x

3-Pt Field Goal Attempts

7 vs. FAU (2/13/21)

Free Throws Made

7 vs. Lamar (12/22/20)

Free Throw Attempts

9 vs. Lamar (12/22/20)

Assists

5, 3x, last vs. SW Adventist (3/4/21)

Steals

4 at FIU (2/6/21)

Blocked Shots

1, 4x

Czumbel's 2020-21 Game-by-Game

| Opponent | Date | gs | min | Total | | 3-Pointers | | Free throws | | Rebounds | | | | pf | a | t/o | blk | stl | pts | avg |
|--------------|----------|----|-----|--------|------|------------|------|-------------|------|----------|-----|-----|-----|----|---|-----|-----|-----|-----|-----|
| | | | | fg-fga | pct | 3fg-fga | pct | ft-fa | pct | off | def | tot | avg | | | | | | | |
| TRINITY (TX) | 11/09/21 | | 17 | 1-3 | .333 | 0-0 | .000 | 1-2 | .500 | 0 | 1 | 1 | 1.0 | 2 | 3 | 0 | 0 | 3 | 3 | 3.0 |
| Totals | | 0 | 17 | 1-3 | .333 | 0-0 | .000 | 1-2 | .500 | 0 | 1 | 1 | 1.0 | 2 | 3 | 0 | 0 | 3 | 3 | 3.0 |

Games played: 1
 Minutes/game: 17.0
 Points/game: 3.0
 FG Pct: 33.3
 FT Pct: 50.0

Rebounds/game: 1.0
 Assists/game: 3.0
 Assist/turnover ratio: 99.9
 Steals/game: 3.0

Czumbel's Career Stats

| Season | gp-gs | min/avg | Total | | 3-Point | | F-Throws | | Rebounds | | | | Scoring | | | | | | | |
|---------|-------|-----------|--------|------|---------|------|----------|------|----------|-----|-----|-----|---------|----|-----|----|-----|-----|-----|-----|
| | | | fg-fga | pct | fg-fga | pct | ft-fa | pct | off | def | tot | avg | pf | fo | ast | to | blk | stl | pts | avg |
| 2019-20 | 32-24 | 708/22.1 | 44-116 | .379 | 30-82 | .366 | 15-17 | .882 | 4 | 54 | 58 | 1.8 | 78 | 2 | 47 | 40 | 3 | 15 | 133 | 4.2 |
| 2020-21 | 25-7 | 566/22.6 | 30-77 | .390 | 20-52 | .385 | 23-29 | .793 | 4 | 45 | 49 | 2.0 | 55 | 2 | 44 | 19 | 1 | 14 | 103 | 4.1 |
| 2021-22 | 1-0 | 17/17.0 | 1-3 | .333 | 0-0 | .000 | 1-2 | .500 | 0 | 1 | 1 | 1.0 | 2 | 0 | 3 | 0 | 0 | 3 | 3 | 3.0 |
| TOTAL | 58-31 | 1291/22.3 | 75-196 | .383 | 50-134 | .373 | 39-48 | .813 | 8 | 100 | 108 | 1.9 | 135 | 4 | 94 | 59 | 4 | 32 | 239 | 4.1 |



11 • LACHLAN BOFINGER

6-6 • 220 • SOPHOMORE - 1L • FORWARD

SYDNEY, AUSTRALIA / MONTEVERDE ACADEMY [FLA.]

As a Sophomore (2021-22)

- Had six points, six rebounds and three assists in the season opener vs. Trinity

Season Highs

Points

6 vs. Trinity (11/9/21)

Rebounds

6 vs. Trinity (11/9/21)

Field Goals Made

3 vs. Trinity (11/9/21)

Field Goal Attempts

8 vs. Trinity (11/9/21)

3-Pt Field Goals Made

-

3-Pt Field Goal Attempts

2 vs. Trinity (11/9/21)

Free Throws Made

-

Free Throw Attempts

-

Assists

3 vs. Trinity (11/9/21)

Steals

1 vs. Trinity (11/9/21)

Blocked Shots

-

Minutes

15 vs. Trinity (11/9/21)

UTSA Career Highs

Points

14 vs. SW Adventist (3/4/21)

Rebounds

14 vs. SW Adventist (3/4/21)

Field Goals Made

7 14 vs. SW Adventist (3/4/21)

Field Goal Attempts

11 14 vs. SW Adventist (3/4/21)

3-Pt Field Goals Made

-

3-Pt Field Goal Attempts

2 vs. Trinity (11/9/21)

Free Throws Made

2 at Rice (1/2/21)

Free Throw Attempts

2, twice, last at Rice (1/2/21)

Assists

3, twice, last vs. Trinity (11/9/21)

Steals

3 vs. SW Adventist (3/4/21)

Blocked Shots

2, twice, last 14 vs.

SW Adventist (3/4/21)

Bofinger's 2021-22 Game-by-Game

| Opponent | Date | gs | min | Total | | 3-Pointers | | Free throws | | Rebounds | | | | pf | a | t/o | blk | stl | pts | avg |
|--------------|----------|----|-----|--------|------|------------|------|-------------|------|----------|-----|-----|-----|----|---|-----|-----|-----|-----|-----|
| | | | | fg-fga | pct | 3fg-fga | pct | ft-fa | pct | off | def | tot | avg | | | | | | | |
| TRINITY (TX) | 11/09/21 | | 15 | 3-8 | .375 | 0-2 | .000 | 0-0 | .000 | 3 | 3 | 6 | 6.0 | 0 | 3 | 1 | 0 | 1 | 6 | 6.0 |
| Totals | | 0 | 15 | 3-8 | .375 | 0-2 | .000 | 0-0 | .000 | 3 | 3 | 6 | 6.0 | 0 | 3 | 1 | 0 | 1 | 6 | 6.0 |

Games played: 1
Minutes/game: 15.0
Points/game: 6.0
FG Pct: 37.5
3FG Pct: 0.0

Rebounds/game: 6.0
Assists/game: 3.0
Turnovers/game: 1.0
Assist/turnover ratio: 3.0
Steals/game: 1.0

Bofinger's Career Stats

| Season | gp-gs | min/avg | Total | | 3-Point | | F-Throws | | Rebounds | | | | Scoring | | | | | | | |
|---------|-------|----------|--------|------|---------|------|----------|------|----------|-----|-----|-----|---------|----|-----|----|-----|-----|-----|-----|
| | | | fg-fga | pct | fg-fga | pct | ft-fa | pct | off | def | tot | avg | pf | fo | ast | to | blk | stl | pts | avg |
| 2020-21 | 17-0 | 168/9.9 | 26-50 | .520 | 0-3 | .000 | 2-4 | .500 | 19 | 35 | 54 | 3.2 | 20 | 1 | 10 | 11 | 7 | 11 | 54 | 3.2 |
| 2021-22 | 1-0 | 15/15.0 | 3-8 | .375 | 0-2 | .000 | 0-0 | .000 | 3 | 3 | 6 | 6.0 | 0 | 0 | 3 | 1 | 0 | 1 | 6 | 6.0 |
| TOTAL | 18-0 | 183/10.2 | 29-58 | .500 | 0-5 | .000 | 2-4 | .500 | 22 | 38 | 60 | 3.3 | 20 | 1 | 13 | 12 | 7 | 12 | 60 | 3.3 |



12 • PHOENIX FORD

6-8 • 225 • R-SENIOR - 2L • FORWARD

ST. PETERSBURG, FLA. / ST. PETERSBURG HS / RICHMOND / MISS. GULF COAST

As a Senior (2021-22)

- Grabbed three rebounds and had four points in a win over Trinity in the season opener

Season Highs

Points

4 vs. Trinity (11/9/21)

Rebounds

3 vs. Trinity (11/9/21)

Field Goals Made

1 vs. Trinity (11/9/21)

Field Goal Attempts

2 vs. Trinity (11/9/21)

3-Pt Field Goals Made

-

3-Pt Field Goal Attempts

-

Free Throws Made

2 vs. Trinity (11/9/21)

Free Throw Attempts

4 vs. Trinity (11/9/21)

Assists

1 vs. Trinity (11/9/21)

Steals

1 vs. Trinity (11/9/21)

Blocked Shots

-

Minutes

14 vs. Trinity (11/9/21)

Ford's 2021-22 Game-by-Game

| Opponent | Date | gs | min | Total | | 3-Pointers | | Free throws | | Rebounds | | | | pf | a | t/o | blk | stl | pts | avg |
|--------------|----------|----|-----|--------|------|------------|------|-------------|------|----------|-----|-----|-----|----|---|-----|-----|-----|-----|-----|
| | | | | fg-fga | pct | 3fg-fga | pct | ft-fa | pct | off | def | tot | avg | | | | | | | |
| TRINITY (TX) | 11/09/21 | | 14 | 1-2 | .500 | 0-0 | .000 | 2-4 | .500 | 3 | 0 | 3 | 3.0 | 0 | 1 | 0 | 0 | 1 | 4 | 4.0 |
| Totals | | 0 | 14 | 1-2 | .500 | 0-0 | .000 | 2-4 | .500 | 3 | 0 | 3 | 3.0 | 0 | 1 | 0 | 0 | 1 | 4 | 4.0 |

Games played: 1
 Minutes/game: 14.0
 Points/game: 4.0
 FG Pct: 50.0
 FT Pct: 50.0

Rebounds/game: 3.0
 Assists/game: 1.0
 Assist/turnover ratio: 99.9
 Steals/game: 1.0

UTSA Career Highs

Points

6 vs. SW Adventist (3/4/21)

Rebounds

6 vs. SW Adventist (3/4/21)

Field Goals Made

2, twice, last vs. Southern Miss 1/23/21)

Field Goal Attempts

4 vs. Our Lady of the Lake (12/20/20)

3-Pt Field Goals Made

-

3-Pt Field Goal Attempts

-

Free Throws Made

4 vs. SW Adventist (3/4/21)

Free Throw Attempts

4, twice, last vs. Trinity (11/9/21)

Assists

2, twice, last at Rice (1/2/21)

Steals

2 vs. Our Lady of the Lake (12/20/20)

Blocked Shots

1, twice, last at Oklahoma (12/3/20)

Ford's Career Stats

| Season | gp-gs | min/avg | Total | | 3-Point | | F-Throws | | Rebounds | | | | Scoring | | | | | | | |
|---------|-------|----------|--------|------|---------|------|----------|------|----------|-----|-----|-----|---------|----|-----|----|-----|-----|-----|-----|
| | | | fg-fga | pct | fg-fga | pct | ft-fa | pct | off | def | tot | avg | pf | fo | ast | to | blk | stl | pts | avg |
| 2019-20 | 9-0 | 23/2.6 | 3-10 | .300 | 0-0 | .000 | 6-10 | .600 | 7 | 4 | 11 | 1.2 | 4 | 0 | 2 | 1 | 0 | 12 | 1.3 | |
| 2020-21 | 23-2 | 229/10.0 | 14-28 | .500 | 0-0 | .000 | 7-9 | .778 | 23 | 37 | 60 | 2.6 | 48 | 1 | 9 | 9 | 1 | 6 | 35 | 1.5 |
| 2021-22 | 1-0 | 14/14.0 | 1-2 | .500 | 0-0 | .000 | 2-4 | .500 | 3 | 0 | 3 | 3.0 | 0 | 0 | 1 | 0 | 0 | 1 | 4 | 4.0 |
| TOTAL | 33-2 | 266/8.1 | 18-40 | .450 | 0-0 | .000 | 15-23 | .652 | 33 | 41 | 74 | 2.2 | 52 | 1 | 10 | 11 | 2 | 7 | 51 | 1.5 |



13 • ARTAN JABBAR

5-11 • 185 • JUNIOR - 1L • GUARD

FORT WORTH, TEXAS / SOUTHWEST CHRISTIAN SCHOOL / DALLAS BAPTIST

As a Junior (2021-22)

- Played five minutes off the bench in the season opener

Season Highs

Points

-

Rebounds

-

Field Goals Made

-

Field Goal Attempts

2 vs. Trinity (11/9/21)

3-Pt Field Goals Made

-

3-Pt Field Goal Attempts

2 vs. Trinity (11/9/21)

Free Throws Made

-

Free Throw Attempts

2 vs. Trinity (11/9/21)

Assists

2 vs. Trinity (11/9/21)

Steals

-

Blocked Shots

-

Minutes

5 vs. Trinity (11/9/21)

Career Highs

Points

14 vs. Dallas Christian (12/10/19)

Rebounds

3 vs. SW Adventist (3/4/21)

Field Goals Made

5 vs. Dallas Christian (12/10/19)

Field Goal Attempts

10 vs. Dallas Christian (12/10/19)

3-Pt Field Goals Made

4 vs. Dallas Christian (12/10/19)

3-Pt Field Goal Attempts

9 vs. Dallas Christian (12/10/19)

Free Throws Made

1, twice, last vs. St. Edwards (2/20/20)

Free Throw Attempts

2, 3x, last vs. Trinity (11/9/21)

Assists

2 vs. Trinity (11/19/21)

Steals

1, twice, last vs. Texas A&M-International (1/2/20)

Blocked Shots

-

Jabbar's 2021-22 Game-by-Game

| Opponent | Date | gs | min | Total | | 3-Pointers | | Free throws | | Rebounds | | | | pf | a | t/o | blk | stl | pts | avg |
|---------------|----------|----|-----|--------|------|------------|------|-------------|------|----------|-----|-----|-----|----|---|-----|-----|-----|-----|-----|
| | | | | fg-fga | pct | 3fg-fga | pct | ft-fa | pct | off | def | tot | avg | | | | | | | |
| TRINITY (TX) | 11/09/21 | | 5 | 0-2 | .000 | 0-2 | .000 | 0-2 | .000 | 0 | 0 | 0 | 0.0 | 0 | 2 | 0 | 0 | 0 | 0 | 0.0 |
| Totals | | | 0 | 0-2 | .000 | 0-2 | .000 | 0-2 | .000 | 0 | 0 | 0 | 0.0 | 0 | 2 | 0 | 0 | 0 | 0 | 0.0 |

Games played: 1
 Minutes/game: 5.0
 FG Pct: 0.0
 3FG Pct: 0.0
 FT Pct: 0.0

Assists/game: 2.0
 Assist/turnover ratio: 99.9

Jabbar's Career Stats

| Season | gp-gs | min/avg | Total | | 3-Point | | F-Throws | | Rebounds | | | | pf | fo | ast | to | blk | stl | Scoring | |
|--------------|-------|---------|--------|------|---------|------|----------|------|----------|-----|-----|-----|----|----|-----|----|-----|-----|---------|-----|
| | | | fg-fga | pct | fg-fga | pct | ft-fa | pct | off | def | tot | avg | | | | | | | pts | avg |
| 2019-20* | 13-0 | 123/9.5 | 18-43 | .419 | 17-38 | .447 | 2-4 | .500 | 2 | 4 | 6 | 0.5 | 9 | 0 | 5 | 8 | 0 | 2 | 55 | 4.2 |
| 2020-21 | 6-0 | 22/3.7 | 2-10 | .200 | 2-9 | .222 | 0-0 | .000 | 0 | 4 | 4 | 0.7 | 0 | 0 | 0 | 1 | 0 | 0 | 6 | 1.0 |
| 2021-22 | 1-0 | 5/5.0 | 0-2 | .000 | 0-2 | .000 | 0-2 | .000 | 0 | 0 | 0 | 0.0 | 0 | 0 | 2 | 0 | 0 | 0 | 0 | 0.0 |
| TOTAL | 7-0 | 27/3.9 | 2-12 | .167 | 2-11 | .182 | 0-2 | .000 | 0 | 4 | 4 | 0.6 | 0 | 0 | 2 | 1 | 0 | 0 | 6 | 0.9 |
| All* | 20-0 | 150/7.5 | 20-55 | .364 | 19-49 | .388 | 2-6 | .333 | 2 | 8 | 10 | 0.5 | 9 | 0 | 7 | 9 | 0 | 2 | 61 | 3.1 |



20 • LAMIN SABALLY

6-7 • 195 • FRESHMAN - HS • GUARD

BERLIN, GERMANY / BELLA VISTA [ARIZ.] PREP

As a Freshman

- Had five points, four rebounds and one steal in his collegiate debut in the season opener vs. Trinity

Season Highs

Points

5 vs. Trinity (11/9/21)

Rebounds

4 vs. Trinity (11/9/21)

Field Goals Made

2 vs. Trinity (11/9/21)

Field Goal Attempts

7 vs. Trinity (11/9/21)

3-Pt Field Goals Made

-

3-Pt Field Goal Attempts

1 vs. Trinity (11/9/21)

Free Throws Made

1 vs. Trinity (11/9/21)

Free Throw Attempts

1 vs. Trinity (11/9/21)

Assists

-

Steals

1 vs. Trinity (11/9/21)

Blocked Shots

-

Minutes

12 vs. Trinity (11/9/21)

Career Highs

Points

5 vs. Trinity (11/9/21)

Rebounds

4 vs. Trinity (11/9/21)

Field Goals Made

2 vs. Trinity (11/9/21)

Field Goal Attempts

7 vs. Trinity (11/9/21)

3-Pt Field Goals Made

-

3-Pt Field Goal Attempts

1 vs. Trinity (11/9/21)

Free Throws Made

1 vs. Trinity (11/9/21)

Free Throw Attempts

1 vs. Trinity (11/9/21)

Assists

-

Steals

1 vs. Trinity (11/9/21)

Blocked Shots

-

Minutes

12 vs. Trinity (11/9/21)

Sabally's 2021-22 Game-by-Game

| Opponent | Date | gs | min | Total | | 3-Pointers | | Free throws | | Rebounds | | | | pf | a | t/o | blk | stl | pts | avg |
|--------------|----------|----|-----|--------|------|------------|------|-------------|-------|----------|-----|-----|-----|----|---|-----|-----|-----|-----|-----|
| | | | | fg-fga | pct | 3fg-fga | pct | ft-fa | pct | off | def | tot | avg | | | | | | | |
| TRINITY (TX) | 11/09/21 | 12 | 12 | 2-7 | .286 | 0-1 | .000 | 1-1 | 1.000 | 1 | 3 | 4 | 4.0 | 1 | 0 | 2 | 0 | 1 | 5 | 5.0 |
| Totals | | 0 | 12 | 2-7 | .286 | 0-1 | .000 | 1-1 | 1.000 | 1 | 3 | 4 | 4.0 | 1 | 0 | 2 | 0 | 1 | 5 | 5.0 |

Games played: 1
 Minutes/game: 12.0
 Points/game: 5.0
 FG Pct: 28.6
 3FG Pct: 0.0
 FT Pct: 100.0

Rebounds/game: 4.0
 Turnovers/game: 2.0
 Steals/game: 1.0

Sabally's Career Stats

| Season | gp-gs | min/avg | Total | | 3-Point | | F-Throws | | Rebounds | | | | Scoring | | | | | | | |
|---------|-------|---------|--------|------|---------|------|----------|-------|----------|-----|-----|-----|---------|----|-----|----|-----|-----|-----|-----|
| | | | fg-fga | pct | fg-fga | pct | ft-fa | pct | off | def | tot | avg | pf | fo | ast | to | blk | stl | pts | avg |
| 2021-22 | 1-0 | 12/12.0 | 2-7 | .286 | 0-1 | .000 | 1-1 | 1.000 | 1 | 3 | 4 | 4.0 | 1 | 0 | 0 | 2 | 0 | 1 | 5 | 5.0 |
| TOTAL | 1-0 | 12/12.0 | 2-7 | .286 | 0-1 | .000 | 1-1 | 1.000 | 1 | 3 | 4 | 4.0 | 1 | 0 | 0 | 2 | 0 | 1 | 5 | 5.0 |



21 • JORDAN IVY-CURRY

6-2 • 175 • SOPHOMORE - 1L • GUARD

LA MARQUE, TEXAS / LA MARQUE HS

As a Sophomore

- Had a new career high with 19 points over 25 minutes, adding two assists and two steals in a season-opening win over Trinity

Season Highs

Points

19 vs. Trinity (11/9/21)

Rebounds

1 vs. Trinity (11/9/21)

Field Goals Made

6 vs. Trinity (11/9/21)

Field Goal Attempts

12 vs. Trinity (11/9/21)

3-Pt Field Goals Made

3 vs. Trinity (11/9/21)

3-Pt Field Goal Attempts

5 vs. Trinity (11/9/21)

Free Throws Made

4 vs. Trinity (11/9/21)

Free Throw Attempts

4 vs. Trinity (11/9/21)

Assists

2 vs. Trinity (11/9/21)

Steals

2 vs. Trinity (11/9/21)

Blocked Shots

-

Minutes

25 vs. Trinity (11/9/21)

Career Highs

Points

19 vs. Trinity (11/9/21)

Rebounds

6, 3x, last at FIU (2/6/21)

Field Goals Made

6 vs. Trinity (11/9/21)

Field Goal Attempts

14 at Rice (1/2/21)

3-Pt Field Goals Made

3, 4x, last vs. Trinity (11/9/21)

3-Pt Field Goal Attempts

5, 5x, last vs. Trinity (11/9/21)

Free Throws Made

5 vs. Southern Miss (1/23/21)

Free Throw Attempts

6, twice, last vs. Southern Miss (1/23/21)

Assists

6 vs. SW Adventist (3/4/21)

Steals

4 vs. SW Adventist (3/4/21)

Blocked Shots

1, 3x, last at FIU (2/6/21)

Ivy-Curry's 2021-22 Game-by-Game

| Opponent | Date | gs | min | Total | | 3-Pointers | | Free throws | | Rebounds | | | | pf | a | t/o | blk | stl | pts | avg |
|--------------|----------|----|-----|--------|------|------------|------|-------------|-------|----------|-----|-----|-----|-----|---|-----|-----|-----|-----|------|
| | | | | fg-fga | pct | 3fg-fga | pct | ft-fa | pct | off | def | tot | avg | | | | | | | |
| TRINITY (TX) | 11/09/21 | * | 25 | 6-12 | .500 | 3-5 | .600 | 4-4 | 1.000 | 1 | 0 | 1 | 1.0 | 1 | 2 | 0 | 0 | 2 | 19 | 19.0 |
| Totals | | | 1 | 25 | 6-12 | .500 | 3-5 | .600 | 4-4 | 1.000 | 1 | 0 | 1 | 1.0 | 1 | 2 | 0 | 2 | 19 | 19.0 |

Games played: 1
 Minutes/game: 25.0
 Points/game: 19.0
 FG Pct: 50.0
 3FG Pct: 60.0
 FT Pct: 100.0

Rebounds/game: 1.0
 Assists/game: 2.0
 Assist/turnover ratio: 99.9
 Steals/game: 2.0

Ivy-Curry's Career Stats

| Season | gp-gs | min/avg | Total | | 3-Point | | F-Throws | | Rebounds | | | | Scoring | | | | | | | |
|---------|-------|----------|--------|------|---------|------|----------|-------|----------|-----|-----|-----|---------|----|-----|----|-----|-----|-----|------|
| | | | fg-fga | pct | fg-fga | pct | ft-fa | pct | off | def | tot | avg | pf | fo | ast | to | blk | stl | pts | avg |
| 2020-21 | 26-11 | 520/20.0 | 67-167 | .401 | 24-64 | .375 | 28-41 | .683 | 38 | 34 | 72 | 2.8 | 44 | 1 | 40 | 21 | 3 | 19 | 186 | 7.2 |
| 2021-22 | 1-1 | 25/25.0 | 6-12 | .500 | 3-5 | .600 | 4-4 | 1.000 | 1 | 0 | 1 | 1.0 | 1 | 0 | 2 | 0 | 0 | 2 | 19 | 19.0 |
| TOTAL | 27-12 | 545/20.2 | 73-179 | .408 | 27-69 | .391 | 32-45 | .711 | 39 | 34 | 73 | 2.7 | 45 | 1 | 42 | 21 | 3 | 21 | 205 | 7.6 |



22 • CHRISTIAN TUCKER

6-3 • 170 • FRESHMAN - HS • GUARD

CHANDLER, ARIZ. / GILBERT PERRY HS

As a Freshman (2021-22)

- Has not seen game action

Season Highs

Points

-

Rebounds

-

Field Goals Made

-

Field Goal Attempts

-

3-Pt Field Goals Made

-

3-Pt Field Goal Attempts

-

Free Throws Made

-

Free Throw Attempts

-

Assists

-

Steals

-

Blocked Shots

-

Minutes

-

Career Highs

Points

-

Rebounds

-

Field Goals Made

-

Field Goal Attempts

-

3-Pt Field Goals Made

-

3-Pt Field Goal Attempts

-

Free Throws Made

-

Free Throw Attempts

-

Assists

-

Steals

-

Blocked Shots

-

Minutes

-

Tucker's 2021-22 Game-by-Game

| |
|--|
| |
|--|

Tucker's Career Stats

| |
|--|
| |
|--|



24 • JACOB GERMANY

6-11 • 235 • JUNIOR - 2L • CENTER

KINGSTON, OKLA. / KINGSTON HS

As a Junior (2021-22)

- Went for his second career 20+ point game in the season opener vs. Trinity, collecting 24 points with three rebounds, 10 made buckets and two blocks

Season Highs

Points

24 vs. Trinity (11/9/21)

Rebounds

3 vs. Trinity (11/9/21)

Field Goals Made

10 vs. Trinity (11/9/21)

Field Goal Attempts

15 vs. Trinity (11/9/21)

3-Pt Field Goals Made

-

3-Pt Field Goal Attempts

-

Free Throws Made

4 vs. Trinity (11/9/21)

Free Throw Attempts

4 vs. Trinity (11/9/21)

Assists

-

Steals

-

Blocked Shots

2 vs. Trinity (11/9/21)

Minutes

19 vs. Trinity (11/9/21)

Career Highs

Points

26 vs. FAU (2/12/21)

Rebounds

15 at ODU (2/6/20)

Field Goals Made

13 vs. FAU (2/12/21)

Field Goal Attempts

21 vs. FAU (2/12/21)

3-Pt Field Goals Made

-

3-Pt Field Goal Attempts

1 vs. WKU (2/15/20)

Free Throws Made

5, twice, last vs. Our Lady of the Lake (12/20/20)

Free Throw Attempts

6, twice, last vs. Our Lady of the Lake (12/20/20)

Assists

3 vs. Charlotte (3/10/21)

Steals

2, twice, last at Louisiana Tech (1/9/20)

Blocked Shots

5 vs. Southern Miss (1/22/21)

Germany's 2021-22 Game-by-Game

| Opponent | Date | gs | min | Total | | 3-Pointers | | Free throws | | Rebounds | | | | pts | avg | | | | | |
|--------------|----------|----|-----|--------|------|------------|------|-------------|-------|----------|-----|-----|-----|-----|-----|---|---|---|----|------|
| | | | | fg-fga | pct | 3fg-fga | pct | ft-fta | pct | off | def | tot | avg | | | | | | | |
| TRINITY (TX) | 11/09/21 | * | 19 | 10-15 | .667 | 0-0 | .000 | 4-4 | 1.000 | 2 | 1 | 3 | 3.0 | 1 | 0 | 0 | 2 | 0 | 24 | 24.0 |
| Totals | | 1 | 19 | 10-15 | .667 | 0-0 | .000 | 4-4 | 1.000 | 2 | 1 | 3 | 3.0 | 1 | 0 | 0 | 2 | 0 | 24 | 24.0 |

Games played: 1
 Minutes/game: 19.0
 Points/game: 24.0
 FG Pct: 66.7
 FT Pct: 100.0

Rebounds/game: 3.0
 Blocks/game: 2.0

Germany's Career Stats

| Season | gp-gs | min/avg | Total | | 3-Point | | F-Throws | | Rebounds | | | | Scoring | | | | | | | |
|---------|-------|-----------|---------|------|---------|------|----------|-------|----------|-----|-----|-----|---------|----|-----|----|-----|-----|-----|------|
| | | | fg-fga | pct | fg-fga | pct | ft-fta | pct | off | def | tot | avg | pf | fo | ast | to | blk | stl | pts | avg |
| 2019-20 | 31-10 | 493/15.9 | 74-133 | .556 | 0-1 | .000 | 21-40 | .525 | 40 | 100 | 140 | 4.5 | 50 | 3 | 9 | 23 | 25 | 15 | 169 | 5.5 |
| 2020-21 | 26-24 | 550/21.2 | 112-228 | .491 | 0-0 | .000 | 45-61 | .738 | 59 | 97 | 156 | 6.0 | 45 | 0 | 11 | 21 | 30 | 5 | 269 | 10.3 |
| 2021-22 | 1-1 | 19/19.0 | 10-15 | .667 | 0-0 | .000 | 4-4 | 1.000 | 2 | 1 | 3 | 3.0 | 1 | 0 | 0 | 0 | 2 | 0 | 24 | 24.0 |
| TOTAL | 58-35 | 1062/18.3 | 196-376 | .521 | 0-1 | .000 | 70-105 | .667 | 101 | 198 | 299 | 5.2 | 96 | 3 | 20 | 44 | 57 | 20 | 462 | 8.0 |



32 • ISAIH ADDO-ANKRAH

6-6 • 200 • SOPHOMORE - 1L • GUARD

HOUSTON, TEXAS / SECOND BAPTIST HS

As a Sophomore (2021-22)

- Played the final five minutes in UTSA's season-opening win over Trinity, grabbing a rebound

Season Highs

Points

-

Rebounds

1 vs. Trinity (11/9/21)

Field Goals Made

-

Field Goal Attempts

-

3-Pt Field Goals Made

-

3-Pt Field Goal Attempts

-

Free Throws Made

-

Free Throw Attempts

-

Assists

-

Steals

-

Blocked Shots

-

Minutes

5 vs. Trinity (11/9/21)

Addo-Ankrah's 2021-22 Game-by-Game

| Opponent | Date | gs | min | Total | | 3-Pointers | | Free throws | | Rebounds | | | | pts | avg |
|---------------|----------|----|-----|--------|------|------------|------|-------------|------|----------|-----|-----|-----|-----|-----|
| | | | | fg-fga | pct | 3fg-fga | pct | ft-fa | pct | off | def | tot | avg | | |
| TRINITY (TX) | 11/09/21 | 5 | | 0-0 | .000 | 0-0 | .000 | 0-0 | .000 | 0 | 1 | 1 | 1.0 | 0 | 0.0 |
| Totals | | 0 | 5 | 0-0 | .000 | 0-0 | .000 | 0-0 | .000 | 0 | 1 | 1 | 1.0 | 0 | 0.0 |

Games played: 1
Minutes/game: 5.0

Rebounds/game: 1.0

Career Highs

Points

7 vs. SWAU (3/4/21)

Rebounds

1, 3x, last vs. Trinity (11/9/21)

Field Goals Made

3 vs. SWAU (3/4/21)

Field Goal Attempts

5 vs. SWAU (3/4/21)

3-Pt Field Goals Made

1 vs. SWAU (3/4/21)

3-Pt Field Goal Attempts

3 vs. SWAU (3/4/21)

Free Throws Made

2 vs. OLLU (12/20/20)

Free Throw Attempts

2 vs. OLLU (12/20/20)

Assists

-

Steals

1 at FIU (2/6/21)

Blocked Shots

-

Minutes

7 vs. SWAU (3/4/21)

Addo-Ankrah's Career Stats

| Season | gp-gs | min/avg | Total | | 3-Point | | F-Throws | | Rebounds | | | | Scoring | | | | | | | |
|--------------|------------|---------------|------------|-------------|------------|-------------|------------|--------------|----------|----------|----------|------------|----------|----------|----------|----------|----------|----------|-----------|------------|
| | | | fg-fga | pct | fg-fga | pct | ft-fa | pct | off | def | tot | avg | pf | fo | ast | to | blk | stl | pts | avg |
| 2020-21 | 6-0 | 17/2.8 | 4-7 | .571 | 1-3 | .333 | 2-2 | 1.000 | 0 | 2 | 2 | 0.3 | 0 | 0 | 0 | 1 | 0 | 1 | 11 | 1.8 |
| 2021-22 | 1-0 | 5/5.0 | 0-0 | .000 | 0-0 | .000 | 0-0 | .000 | 0 | 1 | 1 | 1.0 | 0 | 0 | 0 | 0 | 0 | 0 | 0 | 0.0 |
| TOTAL | 7-0 | 22/3.1 | 4-7 | .571 | 1-3 | .333 | 2-2 | 1.000 | 0 | 3 | 3 | 0.4 | 0 | 0 | 0 | 1 | 0 | 1 | 11 | 1.6 |

SEASON/CAREER SNAPSHOT

SEASON STATISTICS
CAREER STATISTICS
SUMMARY

| | gp-gs | min/g | fg% | 3fg% | ft% | r/g | a/g | stl | blk | pts/g | gp-gs | min/g | fg% | 3fg% | ft% | r/g | a/g | stl | blk | pts/g |
|--------------------|-------|-------|------|------|-------|-----|-----|-----|-----|-------|-------|-------|------|------|-------|-----|-----|-----|-----|-------|
| Cedrick Alley Jr. | 1-1 | 20.0 | .250 | .000 | 1.000 | 7.0 | 3.0 | 0 | 2 | 6.0 | 25-17 | 20.6 | .407 | .316 | .828 | 4.5 | 1.0 | 16 | 11 | 6.2 |
| Darius McNeill | 1-1 | 29.0 | .667 | .500 | .667 | 4.0 | 6.0 | 1 | 0 | 11.0 | 1-1 | 29.0 | .667 | .500 | .667 | 4.0 | 6.0 | 1 | 0 | 11.0 |
| Dhieu Deing | 1-1 | 23.0 | .571 | .500 | .667 | 5.0 | 4.0 | 3 | 1 | 13.0 | 1-1 | 23.0 | .571 | .500 | .667 | 5.0 | 4.0 | 3 | 1 | 13.0 |
| Josh Farmer | 1-0 | 16.0 | .500 | .000 | .000 | 5.0 | 0.0 | 0 | 0 | 6.0 | 1-0 | 16.0 | .500 | .000 | .000 | 5.0 | 0.0 | 0 | 0 | 6.0 |
| Erik Czumbel | 1-0 | 17.0 | .333 | .000 | .500 | 1.0 | 3.0 | 3 | 0 | 3.0 | 58-31 | 22.3 | .383 | .373 | .813 | 1.9 | 1.6 | 32 | 4 | 4.1 |
| Lachlan Bofinger | 1-0 | 15.0 | .375 | .000 | .000 | 6.0 | 3.0 | 1 | 0 | 6.0 | 18-0 | 10.2 | .500 | .000 | .500 | 3.3 | 0.7 | 12 | 7 | 3.3 |
| Phoenix Ford | 1-0 | 14.0 | .500 | .000 | .500 | 3.0 | 1.0 | 1 | 0 | 4.0 | 33-2 | 8.1 | .450 | .000 | .652 | 2.2 | 0.3 | 7 | 2 | 1.5 |
| Artan Jabbar | 1-0 | 5.0 | .000 | .000 | .000 | 0.0 | 2.0 | 0 | 0 | 0.0 | 7-0 | 3.9 | .167 | .182 | .000 | 0.6 | 0.3 | 0 | 0 | 0.9 |
| Lamin Sabally | 1-0 | 12.0 | .286 | .000 | 1.000 | 4.0 | 0.0 | 1 | 0 | 5.0 | 1-0 | 12.0 | .286 | .000 | 1.000 | 4.0 | 0.0 | 1 | 0 | 5.0 |
| Jordan Ivy-Curry | 1-1 | 25.0 | .500 | .600 | 1.000 | 1.0 | 2.0 | 2 | 0 | 19.0 | 27-12 | 20.2 | .408 | .391 | .711 | 2.7 | 1.6 | 21 | 3 | 7.6 |
| Christian Tucker | 1-0 | 0.0 | .000 | .000 | .000 | 0.0 | 0.0 | 0 | 0 | 0.0 | 1-0 | 0.0 | .000 | .000 | .000 | 0.0 | 0.0 | 0 | 0 | 0.0 |
| Jacob Germany | 1-1 | 19.0 | .667 | .000 | 1.000 | 3.0 | 0.0 | 0 | 2 | 24.0 | 58-35 | 18.3 | .521 | .000 | .667 | 5.2 | 0.3 | 20 | 57 | 8.0 |
| Isaiah Addo-Ankrah | 1-0 | 5.0 | .000 | .000 | .000 | 1.0 | 0.0 | 0 | 0 | 0.0 | 7-0 | 3.1 | .571 | .333 | 1.000 | 0.4 | 0.0 | 1 | 0 | 1.6 |

SCORING

| | fg-fga | fg% | 3fg-fga | 3fg% | ft-fa | ft% | pts | pts/g | fg-fga | fg% | 3fg-fga | 3fg% | ft-fa | ft% | pts | pts/g |
|--------------------|--------|------|---------|------|-------|-------|-----|-------|---------|------|---------|------|--------|-------|-----|-------|
| Cedrick Alley Jr. | 2-8 | .250 | 0-4 | .000 | 2-2 | 1.000 | 6 | 6.0 | 57-140 | .407 | 18-57 | .316 | 24-29 | .828 | 156 | 6.2 |
| Darius McNeill | 4-6 | .667 | 1-2 | .500 | 2-3 | .667 | 11 | 11.0 | 4-6 | .667 | 1-2 | .500 | 2-3 | .667 | 11 | 11.0 |
| Dhieu Deing | 4-7 | .571 | 3-6 | .500 | 2-3 | .667 | 13 | 13.0 | 4-7 | .571 | 3-6 | .500 | 2-3 | .667 | 13 | 13.0 |
| Josh Farmer | 3-6 | .500 | 0-1 | .000 | 0-0 | .000 | 6 | 6.0 | 3-6 | .500 | 0-1 | .000 | 0-0 | .000 | 6 | 6.0 |
| Erik Czumbel | 1-3 | .333 | 0-0 | .000 | 1-2 | .500 | 3 | 3.0 | 75-196 | .383 | 50-134 | .373 | 39-48 | .813 | 239 | 4.1 |
| Lachlan Bofinger | 3-8 | .375 | 0-2 | .000 | 0-0 | .000 | 6 | 6.0 | 29-58 | .500 | 0-5 | .000 | 2-4 | .500 | 60 | 3.3 |
| Phoenix Ford | 1-2 | .500 | 0-0 | .000 | 2-4 | .500 | 4 | 4.0 | 18-40 | .450 | 0-0 | .000 | 15-23 | .652 | 51 | 1.5 |
| Artan Jabbar | 0-2 | .000 | 0-2 | .000 | 0-2 | .000 | 0 | 0.0 | 2-12 | .167 | 2-11 | .182 | 0-2 | .000 | 6 | 0.9 |
| Lamin Sabally | 2-7 | .286 | 0-1 | .000 | 1-1 | 1.000 | 5 | 5.0 | 2-7 | .286 | 0-1 | .000 | 1-1 | 1.000 | 5 | 5.0 |
| Jordan Ivy-Curry | 6-12 | .500 | 3-5 | .600 | 4-4 | 1.000 | 19 | 19.0 | 73-179 | .408 | 27-69 | .391 | 32-45 | .711 | 205 | 7.6 |
| Christian Tucker | 0-0 | .000 | 0-0 | .000 | 0-0 | .000 | 0 | 0.0 | 0-0 | .000 | 0-0 | .000 | 0-0 | .000 | 0 | 0.0 |
| Jacob Germany | 10-15 | .667 | 0-0 | .000 | 4-4 | 1.000 | 24 | 24.0 | 196-376 | .521 | 0-1 | .000 | 70-105 | .667 | 462 | 8.0 |
| Isaiah Addo-Ankrah | 0-0 | .000 | 0-0 | .000 | 0-0 | .000 | 0 | 0.0 | 4-7 | .571 | 1-3 | .333 | 2-2 | 1.000 | 11 | 1.6 |

TOTALS

| | o-reb | d-reb | t-reb | pf | fo | ast | to | a/to | o-reb | d-reb | t-reb | pf | fo | ast | to | a/to |
|--------------------|-------|-------|-------|----|----|-----|----|------|-------|-------|-------|-----|----|-----|----|------|
| Cedrick Alley Jr. | 0 | 7 | 7 | 1 | 0 | 3 | 1 | 3.0 | 32 | 80 | 112 | 37 | 0 | 26 | 24 | 1.1 |
| Darius McNeill | 1 | 3 | 4 | 4 | 0 | 6 | 2 | 3.0 | 1 | 3 | 4 | 4 | 0 | 6 | 2 | 3.0 |
| Dhieu Deing | 0 | 5 | 5 | 2 | 0 | 4 | 1 | 4.0 | 0 | 5 | 5 | 2 | 0 | 4 | 1 | 4.0 |
| Josh Farmer | 3 | 2 | 5 | 1 | 0 | 0 | 0 | 0.0 | 3 | 2 | 5 | 1 | 0 | 0 | 0 | 0.0 |
| Erik Czumbel | 0 | 1 | 1 | 2 | 0 | 3 | 0 | 0.0 | 8 | 100 | 108 | 135 | 4 | 94 | 59 | 1.6 |
| Lachlan Bofinger | 3 | 3 | 6 | 0 | 0 | 3 | 1 | 3.0 | 22 | 38 | 60 | 20 | 1 | 13 | 12 | 1.1 |
| Phoenix Ford | 3 | 0 | 3 | 0 | 0 | 1 | 0 | 0.0 | 33 | 41 | 74 | 52 | 1 | 10 | 11 | 0.9 |
| Artan Jabbar | 0 | 0 | 0 | 0 | 0 | 2 | 0 | 0.0 | 0 | 4 | 4 | 0 | 0 | 2 | 1 | 2.0 |
| Lamin Sabally | 1 | 3 | 4 | 1 | 0 | 0 | 2 | 0.0 | 1 | 3 | 4 | 1 | 0 | 0 | 2 | 0.0 |
| Jordan Ivy-Curry | 1 | 0 | 1 | 1 | 0 | 2 | 0 | 0.0 | 39 | 34 | 73 | 45 | 1 | 42 | 21 | 2.0 |
| Christian Tucker | 0 | 0 | 0 | 0 | 0 | 0 | 0 | 0.0 | 0 | 0 | 0 | 0 | 0 | 0 | 0 | 0.0 |
| Jacob Germany | 2 | 1 | 3 | 1 | 0 | 0 | 0 | 0.0 | 101 | 198 | 299 | 96 | 3 | 20 | 44 | 0.5 |
| Isaiah Addo-Ankrah | 0 | 1 | 1 | 0 | 0 | 0 | 0 | 0.0 | 0 | 3 | 3 | 0 | 0 | 0 | 1 | 0.0 |