



47 All-Americans ■ 12 Bowl Games ■ 21 Conference Players of Year ■ 12 Conference Championships

# MIDDLE TENNESSEE BLUE RAIDER FOOTBALL

## GAME 3

### MIDDLE TENNESSEE (1-1) VS UTSA (2-0)

Saturday, Sept. 18, 2021 ■ 5:05 PM CT ■ San Antonio, TX ■ Alamodome (36,582)



#### BLUE RAIDERS

Head Coach: Rick Stockstill  
Record at MT: 95-93-0  
Career Record: 95-93-0  
Conference: C-USA



#### Roadrunners

Head Coach: Jeff Traylor  
Record at UTSA: 9-5 (2nd)  
Career Record: 9-5 (2nd)  
Conference: C-USA

### SERIES HISTORY

Overall..... UTSA leads 2-1  
Home..... 0-1  
Away..... 1-1  
Streak..... L2  
Last Meeting..... UTSA 37, MT 35 (2020)

### TELEVISION: ESPN+

Play-by-play..... Lincoln Rose  
Analyst..... LaDarrin McLane

### RADIO: BLUE RAIDER NETWORK

Local:..... WGNS 1450 AM/100.5 FM/101.9 FM  
Nashville:..... The Game 102.5 FM/97.5 FM  
National:..... SXM App 993  
Play-by-play..... Chip Walters (31st season)  
Analyst..... Wes Counts (6th season)  
Spotter..... Wayne Groce (41st season)

### SOCIAL MEDIA

Twitter/Instagram..... @MT\_FB  
Facebook..... Blue Raider Football

### ATHLETIC COMMUNICATIONS

Address..... 1672 Greenland Drive 37132  
Phone..... 615-898-2968  
Website..... GoBlueRaiders.com  
Associate AD..... Mark Owens  
Email..... owens@goblueraiders.com  
Office..... 615-898-5057  
Cell..... 615-631-9520  
Twitter..... @MarkOwens5  
Instagram..... MarkOwens5  
Associate (secondary)..... Tony Stinnett  
Assistant..... Thomas Donley  
Media Specialist..... Nathan Wallach  
Social Media Coordinator..... Matt Posey  
Video Intern..... Grant Swinton  
Video Intern..... Reed Sellers  
Staff Writer..... Sam Doughton  
Athletic Comm. Asst..... Carson Herbert  
Athletic Comm. Asst..... Jonathan Caudle  
Athletic Comm. Asst..... Braydin Sik  
Student Intern..... Nolan Jamison  
Photographer..... Emily Cole, Kaitlyn Hungerford

### STATISTICAL LEADERS (2021)

Run..... Rasul: 21 carries, 57 yds, 0 TDs  
Pass..... Hockman: 66.7%, 422 yds, 3 TDs  
Rec..... Windham: 7 rec, 46 yds, 1 TDs  
Scoring..... Lane, Windham: 12 pts  
Tackles..... Thomas: 20  
TFL..... Thomas & Ferguson: 3.0  
Sacks..... Cook, Fluellen, Ferguson, Thomas: 1.0  
INT..... Ross: 1-44

### OPENING KICK

- ▶ MT and ODU are the only league members who open C-USA with two straight road games in 2021.
- ▶ The Blue Raiders have not opened conference play on the road with a win since 2013 when they defeated FAU, 42-35 in OT. That was the first year for MT in C-USA.
- ▶ The Blue Raiders only have three players on its roster from Texas. Jai'Brian Bouye (Waco, TX - 2.5 hours), Tra Fluellen (Gilmer, TX - 5.5 hours) and Will Gilchrist (Pasadena, TX - 3 hours).
- ▶ MT has **14** current players on its roster competing with a degree in hand. The student-athletes are Amir Rasul, Reed Blankenship, Jarrin Pierce, Will Gilchrist, Alex Usry, Cody Smith, Eric Magwood, Martell Pettaway, Raheme Fuller, Ja'Kerrius Wyatt, Wayne Parks, Chase Cunningham, CJ Windham and Joeseeph Sewell.
- ▶ MT is **38-24** all-time in C-USA play (2018 title game not included) and is averaging 189.0 yards rushing per game.
- ▶ **Consecutive Start Leaders:** DQ Thomas (35), Jarrin Pierce (12), Greg Grate (12), and Reed Blankenship (11).
- ▶ Under Rick Stockstill, the Blue Raiders have been involved in 27 games that were decided in the final minute of regulation or overtime. The team is 16-11 in those games and have won 12 of the last 17.
- ▶ Rick Stockstill is third on the school's all-time wins list with **95** victories.
- ▶ In 188 games under Rick Stockstill, the Blue Raiders are **+20** in turnover margin.
- ▶ MT has scored 30 or more points **82** times in 188 games under Rick Stockstill.
- ▶ Between Rick Stockstill, Tommy West and Scott Shafer the Blue Raider staff has a combined 33 years of head-coaching experience with all but one of those years at the FBS level.
- ▶ The 2021 season is the **107th** for Blue Raider football and the 23rd at the FBS level.



*Jimmy Marshall is coming off a career-high of eight receptions for 111 yards against No. 19 VT and leads the Blue Raiders with 10 catches on the season. His 10 grabs are already more than he had the entire year in 2017, 2018 and 2020.*

### BLANKENSHIP ON PACE

Reed Blankenship has enjoyed a strong Blue Raider career. The safety enters his final season on pace to become the school's all-time leading tackler.

TT	Player	Years
344	Roosevelt Colvard	1983-86
331	Robbie Ridings	1979-82
331	Stan Wright	1976-79
323	T.T. Barber	2012-15
<b>322</b>	<b>Reed Blankenship</b>	<b>2017-Pre.</b>
313	Jovante Moffatt	2015-19
313	Dennis Mix	1979-82
312	Kevin Byard	2011-15
303	Melvin Boyd	1973-75

### 2021 SCHEDULE

Monmouth	at #19 VT	at UTSA	at Charlotte	Marshall	at Liberty	at UConn	So. Miss	at WKU	FIU	ODU	at FAU
Sept. 4	Sept. 11	Sept. 18	Sept. 24	Oct. 2	Oct. 9	Oct. 22	Oct. 30	Nov. 6	Nov. 13	Nov. 20	Nov. 27
W, 50-15	L, 35-14	5:00 PM	5:30 PM	6:00 PM	2:30 PM	5:00 PM	2:30 PM	2:30 PM	2:30 PM	2:30 PM	6:00 PM
ESPN3	ACCNX	ESPN+	CBS Sports	Stadium		CBS Sports	ESPN+	Stadium	ESPN+	ESPN+	Stadium

**QUICK FACTS**

**UNIVERSITY INFORMATION**

Location.....Murfreesboro, TN 37132  
 Founded.....1911  
 Enrollment.....22,080  
 Conference.....Conference USA  
 Nickname.....Blue Raiders  
 Colors.....Royal Blue and White  
 President.....Sidney McPhee  
 Alma Mater.....Prairie View, 1976  
 Director of Athletics.....Chris Massaro  
 Alma Mater.....Northern Colorado, 1983  
 Faculty Representative.....Terry Whiteside  
 NCAA Division.....FBS (17 sports; 8M/9W)  
 Band.....Band of Blue

**FOOTBALL INFORMATION**

First Year of Football.....1911  
 First Year of I-A (FBS) Football.....1999  
 Overall Record (Years).....590-445-28 (106)  
 Bowl Game Record.....4-8  
 Last Bowl Game.....2018 (New Orleans Bowl)  
 Stadium.....Johnny Floyd (Horace Jones Field)  
 Year Opened.....1933  
 Capacity.....30,788  
 Record at Floyd Stadium.....301-126-13  
 Playing Surface.....Synthetic Turf, 2014  
 2020 Record.....3-6 (2-4 C-USA/5th in East)  
 Offense.....Multiple  
 Defense.....4-3 Multiple  
 Lettermen Returning/Lost.....50/15  
 Lost.....6 offense, 7 defense, 2 specialists  
 Returning.....21 offense, 26 defense, 3 specialist  
 Offensive Starters Returning/Lost.....9/2  
 Defensive Starters Returning/Lost.....9/2

**FOOTBALL STAFF**

Head Coach.....Rick Stockstill (FSU, 1982)  
 MT Record: 95-93  
 Career Record: Same  
 Offensive Coordinator/QBs.....Brent Dearmon  
 Defensive Coordinator/Safeties.....Scott Shafer  
 Defensive Line.....Tommy West  
 Wide Receivers.....Brent Stockstill  
 Offensive Line.....Rick Mallory  
 Running Backs.....Jeff Beckles  
 Linebackers.....Siriki Diabate  
 Off. Tackles/Run & Special Teams Coord. Mike Polly  
 Defensive Line/Rec. Coord.....Dustin Royston  
 Cornerbacks.....Kenneth Gilstrap  
 Director of Football Operations.....Brent Brock  
 Director of Player Personnel.....Eli Miller  
 Strength Coach.....Matt Hickmann  
 Athletic Trainer.....Keith Bunch  
 Video Coordinator/Ops.....Erik Bartlett  
 Asst. AD/Equipment Manager.....Larry Maples  
 Offensive GA.....Brady Moyers  
 Offensive GA.....Josh Qualls  
 Defensive GA.....Azar Wilson  
 Defensive GA.....Nic Woodley  
 Offensive Quality Control.....Cam Curtis  
 Defensive Quality Control.....Blake Catlett  
 Recruiting Assistant.....Sydney Spears  
 Administrative Aid.....Jan Worley  
 Team Security.....Scott Miller, Brenna Smith

**A LOOK AT THE SERIES**

► Despite being conference members since 2013, this will be just the fourth meeting on the football field between MT and UTSA. The series is led by UTSA, 2-1, with the Roadrunners winning the last two. The Blue Raiders won at the Alamodome in 2015 (42-7) while the Road Runners won in Murfreesboro in 2016 (45-25) and again last year.

**CONFERENCE OPENERS**

► Dating back to 1952 when Middle Tennessee began Ohio Valley Conference play, the Blue Raiders own a mark of **45-21-1** in conference openers. MT was 33-13-1 in OVC openers and 6-6 in Sun Belt openers. The Blue Raiders are **6-2** in C-USA openers and own a mark of 24-5-1 when playing a league opener at home and stand 21-16 on the road.

**RAIDERS IN DOMES**

► The trip to UTSA's Alamodome will mark the **13th** game all-time the Blue Raiders have played inside a dome. MT is 5-7 overall in domes with a 1-1 record in the Kibbie Dome (Idaho), an 0-1 mark in the Georgia Dome (Georgia Southern), an 0-1 mark at Ford Field (Central Michigan), a 1-2 mark in the Mini-Dome (ETSU), a 1-1 record in the Superdome (Southern Miss), 1-1 mark in the Alamodome (UTSA) and a 1-0 record in the Carrier Dome (Syracuse).

**BLUE RAIDER DEFENSE MAKING NOISE**

► Despite playing without its top two corners the first two games, the Blue Raider defense is showing marked improvement from 2020. MT has not allowed an opponent to top the 400-yard mark this year and is allowing **328.5** yards per contest. The unit is giving up just 4.46 yards per play and if the season ended today that would be the best mark since 1992 when that defense allowed only 4.11 yards a play.

**HOCKMAN OFF TO STRONG START**

► After starting nine games for NC State in 2020, left-handed quarterback Bailey Hockman is off to a strong start for the Blue Raiders in 2021. In two games, Hockman has completed 66.7 percent of his passes (36-54) for 422 yards and four TDs to only one interception. Hockman is the third southpaw to start under Stockstill and the previous two accounted for five of the eight bowl appearances.

**MARSHALL SHINES AT VT**

► Senior WR Jimmy Marshall turned in one of the better performances of his career at No. 19 Virginia Tech. Marshall set a career-high with eight receptions for 111 yards against the Hokies and that was just one yard shy of his personal-best. Marshall enters the UTSA game leading the Blue Raiders with 10 receptions for 126 yards.

**SCORING IN ALL PHASES**

► A huge key to success in college football is to be sound in all three phases of the game - offense, defense and special teams. The Blue Raiders were just that in last week's season opener by scoring a TD in all three phases for the first time since **Aug. 30, 2014** against Savannah State. Along with five offensive scores, the Blue Raiders registered a 70-yard punt return for a TD and also a 44-yard interception return to secure the trifecta.

**CAREER NIGHT FOR LANE**

► Jaylin Lane enjoyed a career night in the season opener against Monmouth. He was outstanding on special teams, returning a punt for a TD, and also excelled as a pass catcher. Lane turned in career bests for receptions (4), yards (91), longest play (35 yards) and was responsible for a pair of Blue Raider TDs - a 70-yard punt return and a 32-yard reception. The 70-yard punt return was the first for a TD by a Blue Raider since 2018 and the longest since Kevin Byard went 76 yards for a score against Old Dominion in 2014. After two games, Lane owns eight catches for 121 yards and he did not have his eighth catch in 2020 until game seven.

**"SUPER SENIORS"**

► With the NCAA granting student-athletes another year of eligibility due to the pandemic, Middle Tennessee welcomes back 10

**WATCH LIST RAIDERS**

**Bednarik:** Reed Blankenship  
**Ray Guy:** Kyle Ulbrich  
**Senior Bowl:** Greg Grate, Reed Blankenship  
**Unitas Golden Arm:** Bailey Hockman  
**NFLPA Collegiate Bowl:** Reed Blankenship

**MOST WINS BY ACTIVE FBS COACH AT THE SAME SCHOOL**


1. Gary Patterson, TCU 180
2. Kirk Ferentz, Iowa 170
3. Dabo Swinney, Clemson 141
4. Mike Gundy, Oklahoma St. 139
5. Kyle Whittingham, Utah 135
6. Pat Fitzgerald, Northwestern 107
7. Troy Calhoun, Air Force 103
8. Ken Niumatalolo, Navy 101
9. **Rick Stockstill, MT 95**
10. David Shaw, Stanford 91



# 2021 TEAM CAPTAINS



Reed Blankenship



Jordan Ferguson



Jarrin Pierce



DQ Thomas



CJ Windham

## RAIDERS RECORD WHEN ...

### 2021

At Home.....	1-0
On the Road.....	0-1
Neutral Site.....	0-0
vs C-USA Opponents.....	0-0
vs Non-Conference.....	1-1
vs Ranked Opponents.....	0-1
vs In-State Opponents.....	0-0
In September.....	1-1
In October.....	0-0
In November.....	0-0
In December.....	0-0
On CBS SN.....	0-0
On Stadium.....	0-0
On ACC Network.....	0-1
On ESPN.....	0-0
On ESPN3.....	1-0
On ESPN+.....	0-0
Afternoon Games.....	0-1
Night Games.....	1-0
Decided by 7 or less.....	0-0
Winning Coin Toss.....	1-1
Losing Coin Toss.....	0-0
Scoring First.....	1-0
Opponent Scores First.....	0-1
Leading at Halftime.....	1-0
Tied at Halftime.....	0-0
Trailing at Halftime.....	0-1
Leading after 3 Quarters.....	1-0
Tied after 3 Quarters.....	0-0
Trailing after 3 Quarters.....	0-1
In Overtime.....	0-0
Scoring 30+ Points.....	1-0
Scoring 20-29 Points.....	0-0
Scoring 0-19 Points.....	0-1
Allowing 30+ Points.....	0-1
Allowing 20-29 Points.....	0-0
Allowing 0-19 Points.....	1-0
Outrushing Opponent.....	1-0
Getting Outrushed.....	0-1
Pass for More Yards.....	1-1
Pass for Fewer Yards.....	0-0
Outgaining Opponent.....	1-0
Getting Outgained.....	0-1
Win Time of Possession.....	0-1
Lose Time of Possession.....	1-0
Fewer Penalty Yards.....	0-0
More Penalty Yards.....	1-1
Win Turnover Battle.....	1-0

“Super Seniors”. These are 2020 seniors who elected to return for another year. The list is comprised of Brad Anderson, Reed Blankenship, Will Gilchrist, Eric Magwood, Jimmy Marshall, Martell Pettaway, Jarrin Pierce, Amir Rasul, DQ Thomas and CJ Windham.

## PIERCE KEEPS PRODUCING

► WR Jarrin Pierce, who finished **20th** nationally last year in receptions per game, continues to elevate his play for the Blue Raiders. In his debut year in 2019, Pierce was second on the team with 42 catches then led MT a year ago with 59 (16th most nationally). With **108** career receptions, Pierce needs just **7** more to join Malcolm Beyah in **10th** place on the Raiders’ all-time list.

## GRATE-NESS

► Junior safety **Greg Grate** is coming off his best year as a Blue Raider. The Miami, FL native ranked second on the team with a career-best 74 tackles to go with three forced fumbles, three pass breakups and four interceptions. He finished **8th** nationally in total interceptions, including the game-winner at FIU. Dating back to 2020, Grate has averaged 8.2 tackles in his last seven games to go with three interceptions and a fumble return for a TD.

## THE DISRUPTOR

► Senior linebacker **DQ Thomas** has done an excellent job during his career of disrupting opponent offenses. Thomas currently ranks in the top **10** all-time at Middle Tennessee in both sacks and tackles for loss. Thomas owns **16.5 sacks** to rank **5th** all-time and needs one more to move past Khalil Brooks for 4th. He is tied for **3rd** in tackles for loss with **39.0** and needs one more to tie for 2nd.

## BLANKENSHIP EYEING MORE INT'S

► Senior Reed Blankenship, who ranks **7th** all-time at MT in interception return yards, is trying to break into the top eight in career interceptions. Blankenship owns **eight** career picks and needs just two more to tie for 8th all-time at MT.

## RED ZONE SUCCESS

► Dating back to 2019, Middle Tennessee has scored **53** times in their last **59** red zone ap-

## FEWEST SENIORS

School	Seniors
BYU	3
Colorado	7
Northern Illinois	7
Oregon	7
Central Michigan	8
Old Dominion	9
<b>Middle Tennessee</b>	<b>10</b>
UConn	10
Louisiana	10
Utah	11

## 2021 MISCELLANEOUS INFO

Opp.	Coin Toss	Kickoff/Receive	First Poss.	Game Length	Jersey	Pants	Helmet	Result
Monmouth	Won	Kickoff	Punt	3:14	Blue	White	White	W, 50-15
VT	Won	Kickoff	Punt	3:09	Blue	Blue	Silver	L, 14-35
UTSA								
Charlotte								
Marshall								
Liberty								
UConn								
So. Miss								
WKU								
FIU								
ODU								
FAU								



**200-YARD RUSHING GAMES**  
(SINCE 2006)

■ vs FAU (11/26/16).....	495
■ vs FIU (10/26/19).....	471
■ vs FIU (11/7/09).....	385
■ vs Austin Peay (9/11/10).....	353
■ vs WKU (9/13/14).....	323
■ vs ODU (11/25/17).....	320
■ vs Missouri (10/22/16).....	311
■ vs FAU (11/22/14).....	310
■ vs Marshall (10/24/13).....	308
■ vs UTEP (11/30/13).....	304
■ vs FAU (9/8/12).....	302
■ vs FAU (9/21/13).....	296
■ vs FAU (11/27/10).....	287
■ vs UL (11/14/09).....	287
■ vs Charlotte (9/19/15).....	280
■ vs ODU (9/26/14).....	280
■ vs FAU (11/4/06).....	271
■ vs WCU (8/29/13).....	270
■ vs Louisville (9/6/07).....	265
■ vs GT (9/29/12).....	264
■ vs Memphis (10/13/07).....	260
■ vs UTEP (11/29/14).....	259
■ vs UAB (11/2/13).....	259
■ vs FIU (10/13/12).....	256
■ vs FIU (11/9/13).....	249
■ vs WKU (11/2/18).....	246
■ vs AAMU (9/3/16).....	246
■ vs Southern Miss (11/23/13).....	246
■ vs ULM (10/23/10).....	244
■ vs Bowling Green (9/23/17).....	243
■ vs Southern Miss (12/20/09).....	243
■ vs Jackson State (9/5/15).....	242
■ vs Southern Miss (10/4/14).....	239
■ vs FAU (10/31/09).....	239
■ vs TSU (9/7/19).....	237
■ vs North Texas (11/22/08).....	237
■ vs ASU (11/2/10).....	236
■ vs UAB (10/18/14).....	229
■ vs WKU (10/24/09).....	229
■ vs Savannah State (8/30/14).....	228
■ vs WKU (11/1/12).....	224
■ vs Charlotte (11/19/16).....	221
■ vs UL (9/25/10).....	217
■ vs Charlotte (11/2/19).....	215
■ vs ULM (10/21/06).....	215
■ vs USA (11/17/12).....	212
■ vs North Texas (9/30/06).....	212
■ vs ASU (11/11/06).....	211
■ vs UTEP (11/4/17).....	210
■ vs ODU (10/27/18).....	208
■ vs Miami, OH (1/6/11).....	208
■ vs WKU (10/6/11).....	206
■ vs ASU (10/20/07).....	205
■ vs Charlotte (11/11/17).....	202
■ vs Marshall (11/7/2015).....	201
■ vs FIU (10/17/15).....	200

pearances. The Blue Raiders ended 2019 with **25** straight red zone scores before failing in their lone appearance at Army in the 2020 season opener. MT is **6-for-7** so far in 2021.

**10 of 15**

► In 15 years under Rick Stockstill, Middle Tennessee has reached bowl eligibility **10** times and nine times in the last 12 years. The Blue Raiders have been bowl eligible under Stockstill in 2006, 2009, 2010, 2012, 2013, 2014, 2015, 2016, 2017 and 2018.

**WINNING TURNOVER BATTLE**

► Winning the turnover battle is critical in collecting victories in football. Under Rick Stockstill, MT has a mark of **62-18** when winning the turnover battle and is **48-7** during bowl eligible years (2006, 2009, 2010, 2012, 2013, 2014, 2015, 2016, 2017, 2018). Over the last **110** games (since 2012), MT is **37-7** when winning the turnover battle.

**LOOKING FOR 100**

► During its history, Middle Tennessee owns an impressive **175-58-1** (.753) record when a back gains 100 or more yards rushing. Under Rick Stockstill, a Blue Raider has reached the 100-yard mark **64** times and the team has a **53-11** mark in those games.

**30 IS MAGIC**

► Under Rick Stockstill, the Blue Raiders are **72-10** when scoring 30 or more points. The 10 losses came at Louisville in 2007 when the Raiders fell 58-42; at Troy in 2011, 38-35; at home against WKU in 2011, 36-33 (2OT); against W. Michigan in the Bahamas Bowl in 2015 (45-31); at home against WKU in 2016 (44-43); against Hawai'i in the Hawai'i Bowl (52-35); at WKU (41-38 3OT) in 2017; at UNT (33-30) in 2019, at UTSA in 2020 (37-35) and vs UNT (52-35) in 2020.

**GIANT KILLERS**

► Under Rick Stockstill, the Blue Raiders have a knack of knocking off Power 5 opponents. With the win at Syracuse in 2017, MT now has five wins over Power 5 foes under Stockstill. MT owns wins over Maryland (2008, 2009), Georgia Tech (2012), Missouri (2016) and Syracuse (2017) with six others being decided by a TD or less.

**1 POINT GAMES**

► Rick Stockstill seems to have a little magic going in tight games. Under his direction, the Blue Raiders are an impressive **7-2** in games decided by one point.

- 2006 MT 7, FIU 6
- 2006 Troy 21, MT 20
- 2008 MT 14, FAU 13
- 2009 MT 32, Maryland 31
- 2010 MT 27, WKU 26
- 2010 MT 28, FIU 27
- 2014 MT 35, FAU 34
- 2016 WKU 44, MT 43
- 2018 MT 25, FAU 24

**OVERTIME GAMES**

► Middle Tennessee has competed in **11** overtime games as an FBS member (since 1999) and carries a mark of **6-5**. Here is a list:

- Overtime Games**
- 2020: MT 40, Rice 34 (10/24) (2OT)
  - 2017: WKU 41, MT 38 (11/17) (3OT)
  - 2016: WKU 44, MT 43 (10/15) (2OT)
  - 2015: MT 27, Marshall 24 (11/7) (3OT)
  - 2014: MT 50, WKU 47 (9/13) (3OT)
  - 2013: MT 42, FAU 35 (9/21) (OT)
  - 2011: WKU 36, MT 33 (10/6) (2OT)
  - 2003: UL-Lafayette 57, MT 51 (11/15) (4OT)
  - 2003: MT 28, Idaho 21 (10/18) (OT)

**TOP OFFENSIVE GAMES**  
(SINCE 2006)

Yards	Opponent	Points
757	FAU (2016)	77
681	AAMU (2016)	55
659	Charlotte (2015)	73
654	Austin Peay (2010)	56
646	WKU (2009)	62
629	UTEP (2013)	48
605	WKU (2016)	43
605	JSU (2015)	70
604	TSU (2019)	45
595	Missouri (2016)	51
587	FIU (2009)	48
586	ODU (2017)	41
585	Marshall (2013)	51
583	Southern Miss (2014)	37
582	Troy (2011)	35
563	UTSA (2020)	35
556	FIU (2013)	48
555	Louisville (2007)	42
554	Marshall (2015)	27
553	LA Tech (2016)	38
542	Hawaii (2016)	35
541	WKU (2014)	50
539	ODU (2014)	41
533	BGSU (2017)	24
523	FIU (2012)	34
519	SSU (2014)	61
510	Georgia Tech (2012)	49
506	Louisiana (2009)	34



## MT PLAYERS OF THE WEEK

Game	Offense	Defense	Specialist
MU	Marshall	Cook	Lane
VT	Marshall	Grate	Ulbrich
UTSA			
CLT			
MU			
LU			
UConn			
USM			
WKU			
FIU			
ODU			
FAU			

## MT LINEMEN OF THE WEEK

Game	Offense	Defense
MU	Palmer	Ferguson
VT	Losoya	Branch
UTSA		
CLT		
MU		
LU		
UConn		
USM		
WKU		
FIU		
ODU		
FAU		

## C-USA PLAYERS OF THE WEEK

Sept. 6: None  
 Sept. 13: None  
 Sept. 20: TBA  
 Sept. 27: TBA  
 Oct. 4: TBA  
 Oct. 11: TBA  
 Oct. 18: TBA  
 Oct. 25: TBA  
 Nov. 1: TBA  
 Nov. 8: TBA  
 Nov. 15: TBA  
 Nov. 22: TBA  
 Nov. 29: TBA

## HONOR ROLL

**Reed Blankenship:** C-USA Preseason Watch List, Bednarik Award Watch List, Senior Bowl Watch List, Nominee for Allstate AFCA Good Works Team, NFLPA Collegiate Bowl Big Board  
**Jordan Ferguson:** C-USA Preseason Watch List  
**Greg Grate:** Senior Bowl Watch List  
**Jordan Palmer:** C-USA Preseason Watch List  
**Jarrin Pierce:** C-USA Preseason Watch List  
**Kyle Ulbrich:** C-USA Preseason Watch List, Ray Guy Award Watch List

## MIDDLE TENNESSEE BLOCKED KICKS IN FBS ERA

Totals: 63 in 267 games (30 FGs, 21 punts, 13 PATs)

Totals under Stockstill: 43 in 188 games (23 FGs, 15 punts, 6 PATs)

## 2000 (1 punt, 0 PAT, 0 FG)

Louisiana Tech - Punt (Michael Woods) hW

## 2001 (1 punt, 1 PAT, 1 FG)

ULM - PAT (Kareem Bland) aW  
 ASU - Punt (Chris Johnson) hW  
 Connecticut - FG (Kareem Bland) hW

## 2002 (2 punt, 2 PAT, 1 FG)

Tennessee - FG (Jerry Vanderpool) aL  
 ULM - Punt (Joey Montalbano) hW  
 North Texas - Punt (Thomas Johnson) hL  
 North Texas - PAT (Kareem Bland) hL  
 North Texas - PAT (Kareem Bland) hL

## 2003 (0 punt, 3 PAT, 0 FG)

Clemson - PAT (Pierre Ingram) aL  
 Missouri - PAT (Pierre Ingram) aL  
 Troy - PAT (Thomas Johnson) hW

## 2004 (0 punt, 1 PAT, 3 FG)

Akron - FG (Jerry Vanderpool) aW  
 FAU - FG (Sean Mosley) hL  
 Louisiana - FG (Pierre Ingram) aL  
 Troy - PAT (Roy Polite) aL

## 2005 (2 punt, 0 PAT, 2 FG)

North Texas - FG (Jeff Littlejohn) hL  
 Vanderbilt - FG (Jeremiah Weaver) aW  
 ASU - Punt (Sean Mosley) hW  
 Troy - Punt (Sean Mosley) aW

## 2006 (0 punt, 0 PAT, 1 FG)

Troy - FG (Justin Rainey) hL

## 2007 (2 punt, 0 PAT, 0 FG)

FAU - Punt (Jeremy Kellem) aL  
 North Texas - Punt (Michael Cannon) aW

## 2008 (1 punt, 1 PAT, 1 FG)

UK - FG (Alex Suber) aL  
 ULM - Punt (Jeremy Kellem) hW  
 ULM - PAT (Emmanuel Perez) hW

## 2009 (3 punt, 0 PAT, 5 FG)

Maryland - FG (Chris McCoy) aW  
 North Texas - FG (Rod Issac) aW  
 FAU - Punt (SaCoby Carter) aW  
 FAU - FG (Marcus Udell) aW  
 FAU - Punt (Jeremy Kellem) aW  
 FIU - Punt (Jeremy Kellem) hW  
 FIU - FG (Dwight Smith) hW  
 ASU - FG (Brandon Perry) hW

## 2010 (0 punt, 2 PAT, 4 FG)

Louisiana - FG (Derrek Upshaw) aW

Troy - FG (Jamari Lattimore) hL

ASU - PAT (Dwight Smith) aL  
 WKU - PAT (Jamari Lattimore) aW  
 WKU - FG (Jarrett Crittenton) aW  
 Miami, OH - FG (Derek Upshaw) nL

## 2011 (3 punt, 0 PAT, 2 FG)

Troy - Punt (Reginald Farmer) aL  
 WKU - FG (Darin Davis) hL  
 WKU - FG (Shubert Bastien) hL  
 FAU - Punt (Terrence Coleman) aW  
 ASU - Punt (Leighton Gasque) hL

## 2012 (0 punt, 0 PAT, 1 FG)

FIU - FG (Stephen Roberts) aW

## 2013 (2 punts, 0 PAT, 0 FG)

FAU - Punt (Kenneth Gilstrap) aW  
 Marshall - Punt (Chris Brown) hW

## 2014 (2 punts, 1 PAT, 2 FG)

Savannah State - FG (Raynard Felton) hW  
 Minnesota - Punt (Chase Pennycuff) aL  
 WKU - FG (Shubert Bastien) hW  
 USM - PAT (Kevin Byard) hW  
 UTEP - Punt (Chris Perkins) aL

## 2015 (0 punts, 0 PAT, 2 FG)

Jackson State - FG (Jeremy Cutrer) hW  
 Marshall - FG (Jeremy Cutrer) hW

## 2016 (1 punts, 0 PAT, 1 FG)

Vanderbilt - Punt (Azar Wilson) aL  
 Charlotte - FG (DJ Sanders) aW

## 2017 (1 punts, 0 PAT, 2 FG)

FAU - FG (D. Randolph) aL  
 UAB - Punt (Ruben Garnett) aL  
 ODU - FG (D. Randolph) hW

## 2018 (0 punts, 0 PAT, 1 FG)

WKU - FG (D. Randolph) hW

## 2019 (0 punts, 2 PAT, 0 FG)

TSU - PAT (R.Blankenship) hW  
 FAU - PAT (R.Blankenship) aL

## 2020 (0 punts, 0 PAT, 1 FG)

Rice - FG (Jalen Jackson) aW

## 2021 (0 punts, 0 PAT, 0 FG)

TBA

2003: Missouri 41, MT 40 (9/20) (OT)  
 2000: MT 41, UL-Lafayette 38 (11/18) (2OT)

## COACH-QB-WR CONNECTION

► New receivers coach **Brent Stockstill**, new quarterback **Bailey Hockman** and sixth-year wide receiver **CJ Windham** have a very unique connection. Stockstill was Windham's college quarterback from 2016-18 and is now his position coach. Hockman was Windham's high school quarterback at McEachern where they both played for Hockman's dad, Kyle. In 2015, Windham and Hockman had a special Friday night when they both played key roles in up-

C-USA STANDINGS

East Division		
	Overall	C-USA
Charlotte	2-0	0-0
Marshall	2-0	0-0
Middle Tennessee	1-1	0-0
FIU	1-1	0-0
WKU	1-1	0-0
FAU	1-1	0-0
Old Dominion	1-1	0-0

West Division		
	Overall	C-USA
UTSA	2-0	0-0
UTEP	2-1	0-0
Louisiana Tech	1-1	0-0
North Texas	1-1	0-0
Southern Miss	1-1	0-0
UAB	1-1	0-0
Rice	0-2	0-0

UPCOMING SCHEDULE

Saturday, September 18

Charlotte at Georgia State  
 FIU at Texas Tech  
 Fordham at Florida Atlantic  
 SMU at LA Tech  
 East Carolina at Marshall  
 Middle Tennessee at UTSA  
 UAB at North Texas  
 Old Dominion at Liberty  
 Rice at Texas  
 Troy at Southern Miss

Thursday, September 23

Marshall at Appalachian State

Friday, September 24

Middle Tennessee at Charlotte

Saturday, September 25

FIU at Central Michigan  
 Florida Atlantic at Air Force  
 North Texas at LA Tech  
 Buffalo at Old Dominion  
 Texas Southern at Rice  
 Southern Miss at Alabama  
 UAB at Tulane  
 New Mexico at UTEP

UTSA at Memphis  
 Indiana at WKU

Saturday, October 2

Charlotte at Illinois  
 FIU at Florida Atlantic  
 LA Tech at North Carolina State  
 Marshall at Middle Tennessee  
 Old Dominion at UTEP  
 Southern Miss at Rice  
 Liberty at UAB  
 UNLV at UTSA  
 WKU at Michigan State

Friday, October 8

Charlotte at FIU

Saturday, October 9

Florida Atlantic at UAB  
 Old Dominion at Marshall

2021 TURNOVER BREAKDOWN

Opponent	MT TO's	Opp. Pts	Opp. TO's	MT Pts	Margin
Monmouth	0	0	4	29	+4
Virginia Tech	1	7	0	0	-1
UTSA					
Charlotte					
Marshall					
Liberty					
UConn					
Southern Miss					
WKU					
FIU					
ODU					
FAU					
<b>TOTAL</b>	<b>1</b>	<b>7</b>	<b>4</b>	<b>29</b>	<b>+3</b>

setting state champ Buford and stopping a 42-game winning streak. Stockstill and Hockman are two of three lefthanded signal-callers in the Rick Stockstill era.

GAMES PLAYED LEADERS

► Senior linebacker DQ Thomas leads the Blue Raiders with **50** career games played and can easily break the school record of **55** set by Jovante Moffatt from 2015-19. Next in line is senior CJ Windham with **46** career games followed by Reed Blankenship and Jimmy Marshall at **44** games each.

OFFENSIVE NOTES

► **90 Yard Drives:** The Blue Raiders have put together **31** scoring drives of 90 or more yards under Rick Stockstill. MT had four 90-yard-or-longer drives in 2016 for the most in his tenure and had two in 2020. The longest drive under Stockstill was a 99-yarder in a 2007 win at Louisiana-Monroe.

► WR **Jarrin Pierce** has caught at least one pass in **23** straight games to lead the Blue Raiders.

► WR **Jimmy Marshall** leads MT in yards after catch with 56 yards followed by **Jarrin Pierce** with 42 yards.

► QB **Chase Cunningham** enters the UTSA game having completed 83.3 percent of his passes this season (10-12).

► Middle Tennessee has three players on its roster who have rushed for **100** or more yards in a collegiate game.

**Chaton Mobley** owns three, **Martell Pettaway** also has three and **Brad Anderson** has done it twice.

► The last time Middle Tennessee scored a TD on its opening possession came against ODU in 2019.

► MT has registered over **5,000** yards of total offense in a season nine times in its history, and seven of those have come under Rick Stockstill, including four in the last five years.

► The Blue Raiders have rushed for 200 or more yards in a game **56** times under Rick Stockstill, including **11** times over 300 yards.

► Since joining C-USA in 2013, MT has rushed for **11,666** yards in **62** league games. That averages out to **189.1** yards a game.

► If WR **CJ Windham** qualifies for a letter in 2021, it will be the sixth of his career and a Blue Raider record.

DEFENSIVE NOTES

► **Defensive Scores:** Under Rick Stockstill, the Blue Raider defense has scored **35** defensive touchdowns, and **30** have come since 2009. Of the 35 scores, 23 have been interceptions and 12 have come by way of fumble returns. The Raiders already have one defensive score in 2021 after only having two in 2020.

► **28 Times Under Shafer:** Middle Tennessee's defense has held the opposition to under 400 yards of total offense in 28 of 50 games under Scott Shafer. MT did it nine times in 2017, nine times in 2018, three times in 2019, five times in 2020 and twice in 2021.

► MT owns two shutouts since entering C-USA play in 2013. MT defeated FIU 48-0 in 2013 and downed Alabama A&M in 2016, 55-0.

► LB **DQ Thomas** leads C-USA and ranks 8th nationally with 7.0 solo tackles per game this season.

PIERCE TOP 20

Jarrin Pierce has caught at least one pass in all 23 games of his career. That ranks 18th nationally and is 9th all-time at MT.

- Justin Hall (WR) - Ball State - 45\*
- CT Thomas (WR) - Boise State - 39
- JD Spielman (WR) - TCU - 38\*
- Jake Ferguson (TE) - Wisconsin - 36\*
- Emeka Emezie (WR) - NC State - 34
- Cornelius McCoy (WR) - Ga St. - 34\*
- Jahan Dotson (WR) - Penn State - 31
- Max Borghi (RB) - Wash. St. - 29\*
- Justyn Ross (WR) - Clemson - 29
- Chris Autman-Bell (WR) - Minn. - 27
- Hayden Pittman (TE) - UAB - 27
- Jaren Smart (WR) - Hawai'i - 27\*
- Charlie Kolar (TE) - Iowa State - 25
- Jaylon Redd (WR) - Oregon - 24
- Corey Sutton (WR) - App. St. - 24
- Reggie Roberson (WR) - SMU - 24
- Dontay Demus (WR) - Maryland - 24
- Jarrin Pierce (WR) - MT - 23\***
- Treyton Burks (WR) - Arkansas - 22\*



**COACHES IN THE PRESS BOX**

**Scott Shafer**, Defensive Coordinator  
**Dustin Royston**, Defensive Line  
**Brent Stockstill**, Wide Receivers  
**Rick Mallory**, Offensive Line  
**Graduate Assistants:** Nic Woodley, GA; Josh Qualls, GA; Blake Catlett, QC; Cam Curtis, QC

**UNIFORM COMBOS**

Pants	Jersey	Helmet	Record
Blue	White	Silver	13-10
Blue	White	Black	1-0
Blue	White	White	2-7
Blue	Blue	Silver	5-8
Blue	Black	Black	1-0
Blue	White	Blue	2-2
Blue	Blue	Chrome	2-1
Blue	Blue	Blue	1-1
Blue	Gray	Blue	1-0
Blue	Black	Blue	1-0
Blue	Blue	White	0-1
White	White	Chrome	0-2
White	White	White	5-4
White	White	Blue	2-2
White	Blue	Silver	18-18
White	Blue	Blue	0-2
White	White	Silver	5-9
White	Black	Silver	0-1
White	Blue	White	5-3
White	Black	Black	2-0
White	Blue	Chrome	1-1
Black	Black	Silver	2-2
Black	Black	Black	6-4
Black	Blue	Black	1-0
Black	White	Black	3-2
Black	Blue	Blue	1-0
Black	Gray	Black	1-0
Black	Black	Chrome	1-0
Gray	Blue	Silver	4-4
Gray	Blue	Black	1-0
Gray	White	Silver	1-4
Gray	Black	Silver	1-0
Gray	Gray	Silver	1-0
Gray	Blue	Blue	1-0
Gray	White	White	0-1
Gray	White	Silver	1-3
Gray	Blue	White	1-0
Gray	White	Chrome	0-1
Gray	Black	Silver	1-0
Gray	Blue	Chrome	1-0
<b>Total</b>			<b>95-93</b>

**SUPER BOWL CHAMPIONS**



- ▶ LB **DQ Thomas** has **194** tackles for loss yards to rank second all-time at MT. Dennis Mix (1979-82) is the all-time leader with **244** yards.
- ▶ The four forced turnovers by the defense against Monmouth matched the most by the Blue Raiders since also collecting four against FIU in 2019.
- ▶ The **29** points scored off turnovers by the Blue Raiders against Monmouth was the most by Middle Tennessee since scoring 31 against Charlotte in 2015 - a span of **72** games.

**SPECIAL TEAMS NOTES**

- ▶ Jaylin Lane's 70-yard punt return for a TD against Monmouth was the longest by the Blue Raiders since Kevin Byard went 76 yards for a score against ODU in 2014.
- ▶ Punter **Kyle Ulbrich**, a Ray Guy Watch List candidate, average **43.76** yards a punt last season which went down as the second-best single-season average in school history. Ulbrich is averaging **45.5** yards a kick in 2021.
- ▶ Ulbrich boomed a career long 75-yard punt at FIU in 2020 which went down as the fifth longest in school history. For his career, Ulbrich has 20 punts of 50 or more yards.
- ▶ MT has at least one blocked kick each year under Stockstill but none yet in 2021.
- ▶ Middle Tennessee entered the 2021 season not having a single player on the roster who has attempted a field goal in a collegiate game as a Blue Raider.

**RAIDER ROUNDUP**

- ▶ The top-scoring quarter in the Rick Stockstill era is the second quarter. Here is a combined total for each quarter: 1st - **1,252** points; 2nd - **1,563** points; 3rd - **1,018** points; 4th - **1,336** points; and **76** in overtime.
- ▶ When both teams are held under 20 points, the Blue Raiders are **3-1** under Rick Stockstill.
- ▶ As a FBS (I-A) member (267 games), the Raiders have scored 50 or more points 24 times.
- ▶ The Blue Raiders are **99-18** in the FBS era when leading at the half and are **107-13** when leading a game entering the 4th quarter.
- ▶ When trailing at the half, the Blue Raiders are just 23-109 in the FBS (I-A) era.
- ▶ The Blue Raiders saw their streak of scoring in 90 consecutive games come to an end at Army in 2020. However, MT has scored in **135** straight home games (last shutout was 9/23/1995 vs Murray State).
- ▶ Largest margin of victory in the I-A era: 59 points vs Charlotte 9/19/15 (73-14) ... Largest margin of defeat in the I-A era: 59 points vs Oklahoma 9/23/06 (59-0).
- ▶ **Raiders in the NFL:** MT currently has **six** players on NFL rosters: Chandler Brewer (Rams), Kevin Byard (Titans), Darius Harris (Chiefs), Jovante Moffatt (Browns), Charvarius Ward (Chiefs) and Robert Jones (Dolphins).
- ▶ **Academics are top priority:** Academic success at MT has been a high priority for 16th-year coach Rick Stockstill. Under his reign, the Blue Raiders have seen 96 percent of student-athletes earn their degree entering the 2021 season. MT, who has also been impressive with APR scores under Stockstill, has been publicly recognized by the NCAA for APR success twice. Also under Stockstill, the Blue Raiders have taken home six Academic All-District honors and produced an Academic All-American. The 2020 GSR scores had MT with a record 95 which ranked tied for No. 3 nationally.



CollegePressBox.com is the official media website for Division I football.

Access and download weekly game notes, quotes, statistics media guides, headshots, logos and more for each conference and its member schools.

Register for access at [collegepressbox.com/register](http://collegepressbox.com/register)





# Johnny "Red" Floyd Stadium

► Officially named Johnny "Red" Floyd Stadium/Horace Jones Field in 1968, Floyd Stadium is hosting its **86th** season of Blue Raider football with the 2021 campaign. Set on the northwest end of campus, Johnny "Red" Floyd Stadium has one of the top settings in the region and Conference USA.

During the summer of 2014, a new synthetic surface was installed to replace the turf that was installed in 2006. The surface is by Shaw Sports Turf and the brand used is Legion 46, which combines a high-performance monofilament fiber with a durable slit film fiber to provide a soft and resilient playing surface.

The Blue Raiders are **301-126-13** all-time at Floyd Stadium.

The stadium opened its doors on October 14, 1933, with a scoreless tie against Jacksonville State.

Originally built as two sideline grandstands on either side of an outdoor track, it was enlarged in 1940, 1960, 1968, and most recently in 1998 to bring it to its current configuration as an octagonal bowl.

The move to NCAA Division I-A (FBS) football was the catalyst for the 1998 renovation to Floyd Stadium. On August 24, 1995, the University announced plans for a \$25 million renovation, which was approved by the State Building Commission. After a lengthy bid process, ground was officially broken for the stadium in January of 1997 with Turner Construction handling the project.

Upon completion, the stadium featured 30,788 seats with only the east side grandstands remaining from the original structure. The old press box gave way to a five-story tower including luxury suites on the third level, a large press area and suites on the fourth level, and a camera deck on the fifth level. The renovation also included the addition of more chair-back seats as well as a club level.

The stadium is also equipped with 16 indoor suites and 38 outdoor boxes.

The first game in the renovated stadium took place on Sept. 5, 1998. The game, in which Middle Tennessee hosted local rival Tennessee State, drew a school record at the time 27,568 fans.

The Blue Raiders set a new stadium attendance record with 30,502 seeing the home team face Georgia Tech on Sept. 10, 2011.

- **1948:** Permanent concrete stands added to Horace Jones Field to bring capacity to 6,200.
- **1960:** Horace Jones Field expanded to 10,000 seats and a press area was added.
- **1968:** Facility officially becomes Johnny "Red" Floyd Stadium/Horace Jones Field.
- **1968:** Seating capacity expanded to 14,000. In addition, a larger press box was added.
- **1971:** Artificial turf was installed and natural grass became a thing of the past. First game on the new turf was Oct. 2, 1971, against Chattanooga.
- **1979:** On Nov. 3, stadium is officially dedicated and press box sign unveiled.
- **1998:** \$25 million renovation expands seating capacity to 30,788 and the old press box gave way to a five-story facility with a club level, suites, press floor, and a camera deck.
- **2006:** A new synthetic surface was installed to give the Blue Raiders one of the top surfaces in the country.
- **2007:** A new state-of-the-art video board with an 18'x32' display was installed.
- **2011:** A new fence was installed around the perimeter of the stadium.
- **2012:** The Jeff Hendrix Stadium Club debuted on the west side of the stadium.
- **2014:** New synthetic surface was installed, along with a new design.
- **2017:** New ribbon video boards installed on east side
- **2019:** Debut of the Blue Raider Beer Garden in the south end zone.

## LARGEST MT CROWDS

1.	30,502	Georgia Tech.....	9/10/11
2.	28,105	Memphis .....	9/12/09
3.	28,010	Troy.....	10/5/10
4.	27,568	Tennessee State.....	9/5/98
5.	27,519	Southeast Missouri .....	9/28/02
6.	26,717	Vanderbilt.....	9/2/17
7.	25,908	Minnesota.....	9/2/10
8.	25,766	Florida Atlantic .....	9/30/08
9.	25,411	Vanderbilt.....	10/3/15
10.	24,911	WKU .....	9/13/14

## QUICK FACTS

Capacity.....	30,788
First Game.....	1933 vs Jacksonville St.
MT Record.....	300-126-13
Longest Win Streak.....	31 games

## IMPORTANT DATES

1933.....	Horace Jones Field Opens
1956.....	100th Game - Oct. 6
1975.....	200th Game - Oct. 18
1994.....	300th Game - Oct. 1
2000.....	First home game vs IA (La. Tech)
2001.....	First SBC home game (Idaho)
2003.....	First BCS foe at home (Temple)
2008.....	First home win vs BCS (Maryland)
2008.....	First National Broadcast (FAU)
2013.....	First Conference USA Game (ECU)
2013.....	400th Game - Nov. 9 vs IU





TOP PLAYS/PERFORMANCES UNDER RICK STOCKSTILL

Big Plays (60 or more yards)

Yards	Type	Player	Opponent
*100	IR	Reed Blankenship	ODU (2018)
*100	FR	Rod Issac	WKU (2010)
*98	R	Jordan Parker	Troy (2012)
*97	INT	Gregory Grate	UTM (2018)
*97	KR	Eric Russell	WKU (2010)
*96	KR	Reggie Whately	WKU (2012)
*94	P	Craddock to Grigsby	ULM (2007)
*93	P	Kilgore to Henry	UAB (2013)
*94	KR	Damon Nickson	FAU (2006)
*92	R	Jay McDonald	FIU (2019)
*92	KR	Phillip Tanner	UNT (2008)
*90	P	O'Hara to Lee	Rice (2019)
*89	KR	Bradley Robinson	ULM (2007)
*88	KR	Damon Nickson	UL (2006)
85	KR	Reggie Whately	McNeese (2012)
*82	P	Kilgore to Whately	Troy (2011)
*80	P	O'Hara to England-Chisolm	TSU (2019)
*80	P	D. Dasher to Kyles	ASU (2009)
*79	R	Phillip Tanner	Louisville (2007)
*78	P	Stockstill to Mathers	BG (2016)
*78	P	Craddock to McNair	Louisville (2007)
*77	INT	Kevin Byard	Troy (2012)
*76	P	Stockstill to Pettis	Charlotte (2015)
*76	PR	Kevin Byard	ODU (2014)
76	R	Eugene Gross	FAU (2006)
*75	INT	Wesley Bush	UTEP (2018)
*75	P	Stockstill to Pettis	Charlotte (2015)
*75	INT	DJ Sanders	JSU (2015)
*75	R	Reggie Whately	FAU (2014)
*75	P	L. Kilgore to M. Henry	GT (2012)
*74	R	Dwight Dasher	FAU (2009)
74	KR	Desmond Gee	WKU (2009)
*73	P	Marks to Gee	USC (2006)
*72	P	Kilgore to Griswold	UNT (2012)
*71	R	Terelle West	ODU (2018)
*71	R	l'Tavius Mathers	Missouri (2016)
*71	P	Dasher to McNair	FIU (2007)
*70	PR	Jaylin Lane	Monmouth (2021)
*70	P	Stockstill to Casey	ODU (2018)
*70	R	Dwight Dasher	FIU (2009)
*70	INT	Rod Issac	ULM (2010)
*69	P	Stockstill to James	FAU (2015)
69	P	Kilgore to Griswold	UTEP (2013)
*68	INT	Kevin Byard	Memphis (2012)
*68	FR	Chris McCoy	Clemson (2009)
*67	R	Reggie Whately	UAB (2014)
*66	P	Craddock to Gee	ULM (2007)
*66	P	Stockstill to B. Anderson	UTM (2018)
*66	R	Phillip Tanner	UNT (2008)
65	R	Terelle West	FIU (2019)
*65	P	Grammer to Perkins	UAB (2014)
*65	R	Jordan Parker	WCU (2013)
64	R	Jay McDonald	UTSA (2020)
*64	P	Urzua to B. Anderson	BGSU (2017)
64	KR	Shane Tucker	Syracuse (2017)
*64	R	Reggie Whately	USM (2014)
*64	R	Reggie Whately	FAU (2013)
64	INT	Eric Russell	FAU (2011)
63	R	Chaton Mobley	UNT (2020)
*63	R	Stockstill to Lee	Charlotte (2017)
63	R	Brent Stockstill	Missouri (2016)
*63	P	Stockstill to James	ILL (2015)
*63	FGR	Jamarcus Howard	JSU (2015)
*62	P	Stockstill to James	FAU (2015)
*62	R	Jordan Parker	Charlotte (2015)
*62	P	Kilgore to Beyah	ULL (2010)
*62	P	Craddock to Gee UK	(2008)
*61	R	Ty Lee	Charlotte (2016)
*61	PR	Ed'Marques Batties	SSU (2014)
*61	R	Dwight Dasher	UM (2007)
61	KR	Phillip Tanner	TTU (2006)
60	P	Stockstill to Casey	UTEP (2018)
60	R	Chaton Mobley	WKU (2018)
*60	R	Benny Cunningham	GT (2012)
60	KR	Reggie Whately	UNT (2012)

\*touchdown

Defensive Touchdowns

Yards	Type	Player	Opponent
100	INT	Reed Blankenship	ODU (2018)
100	FR	Rod Issac	WKU (2010)
97	INT	Gregory Grate	UTM (2018)
77	INT	Kevin Byard	Troy (2012)
75	INT	Wesley Bush	UTEP (2018)
75	INT	DJ Sanders	JSU (2015)
70	INT	Rod Issac	ULM (2010)
68	INT	Kevin Byard	Memphis (2012)
68	FR	Chris McCoy	Clemson (2009)
56	INT	Jeremy Kellem	ULM (2009)
54	FR	DJ Sanders	ASU (2017)
51	INT	Kevin Byard	USM (2013)
51	INT	Kevin Byard	FIU (2013)
50	FR	Justin Rainey	FAU (2006)
48	INT	DJ Sanders	FIU (2016)
44	INT	Teldrick Ross	Monmouth (2021)
42	INT	Darius Harris	Charlotte (2015)
42	FR	Rod Issac	ASU (2007)
40	FR	Darius Harris	WKU (2017)
40	INT	Stephen Roberts	UAB (2013)
40	FR	Lonnie Clemons	TTU (2006)
38	INT	Kylan Stribling	ODU (2019)
38	INT	Darin Davis	APSU (2010)
37	INT	Wesley Bush	ODU (2018)
34	INT	Alex Dale	UTSA (2015)

32	FR	Jonathan Butler	Rice (2020)
28	INT	Damon Nickson	UL (2006)
25	FR	Jared Singletary	UNC (2013)
24	INT	T.T. Barber	USM (2013)
20	FR	Greg Grate	UNT (2020)
20	INT	DJ Sanders	FAU (2016)
20	FR	Trey Wafford	SSU (2014)
20	INT	Jamari Lattimore	UL (2009)
14	INT	Jeremy Kellem	Louisville (2008)
11	FR	Jeremy Kellem	ASU (2009)

300-Yard Passing Games

Yards	C-A-I	Player	Opponent
434	42-54-1	Brent Stockstill	WKU (10/15/16)
432	30-51-2	Brent Stockstill	Hawaii (12/24/16)
415	28-48-1	Logan Kilgore	Troy (9/24/11)
407	25-34-0	Brent Stockstill	UTM (9/8/18)
401	22-29-0	Joe Craddock	ULM (11/3/07)
399	38-65-1	Brent Stockstill	Vandy (9/10/16)
381	36-56-2	Brent Stockstill	LA Tech (10/24/15)
372	31-47-2	Asher O'Hara	UTSA (9/25/2020)
369	23-27-0	Brent Stockstill	Charlotte (9/19/15)
367	22-30-1	Asher O'Hara	TSU (9/7/19)
362	29-45-0	Brent Stockstill	UAB (12/14/2018)
359	31-51-3	John Urzua	FAU (9/30/17)
356	27-46-0	Brent Stockstill	LA Tech (9/24/16)
355	22-35-0	Dwight Dasher	WKU (10/24/09)
353	21-34-0	Brent Stockstill	Marshall (11/7/15)
352	31-40-0	Brent Stockstill	UTEP (11/10/2018)
352	21-37-1	Joe Craddock	UK (9/13/08)
349	20-30-0	Logan Kilgore	UNT (10/27/12)
348	24-30-1	Brent Stockstill	JSU (9/5/15)
338	22-31-1	Asher O'Hara	Rice (11/16/19)
335	24-42-3	Asher O'Hara	FAU (10/12/19)
333	24-33-0	Asher O'Hara	Rice (10/24/2020)
332	22-35-0	Brent Stockstill	FIU (10/29/16)
332	21-26-0	Austin Grammer	USM (10/4/13)
330	29-42-0	Brent Stockstill	ILL (9/26/15)
330	27-45-1	Logan Kilgore	Purdue (9/3/11)
329	30-36-1	Brent Stockstill	AAMU (9/3/16)
327	26-39-1	Brent Stockstill	WMU (12/24/15)
325	19-27-1	Logan Kilgore	UTEP (11/30/13)
324	27-44-2	Dwight Dasher	Maryland (9/19/09)
322	27-38-1	Brent Stockstill	UNT (11/21/15)
317	25-40-0	Brent Stockstill	Marshall (10/5/18)
301	18-33-1	Asher O'Hara	WKU (11/30/19)
301	18-32-1	Brent Stockstill	FAU (11/14/15)
301	23-36-1	Jeff Murphy	APSU (9/11/10)

100-Yard Rushing Games

Yards	Att.	Player	Opponent
230	36	Benny Cunningham	FIU (2012)
217	27	Benny Cunningham	GT (2012)
215	28	l'Tavius Mathers	Missouri (2016)
213	18	l'Tavius Mathers	FAU (2016)
208	21	Eugene Gross	FAU (2006)
207	22	Richie James	FAU (2016)
201	26	Dwight Dasher	So. Miss (2009)
198	25	Chaton Mobley	WKU (2018)
195	29	Tavares Thomas	Charlotte (2017)
190	19	Reggie Whately	FAU (2014)
180	19	Dwight Dasher	Memphis (2007)
178	18	Dwight Dasher	FIU (2009)
177	20	D.D. Kyles	UL (2009)
170	26	Terelle West	ODU (2017)
163	21	l'Tavius Mathers	LA Tech (2016)
159	22	Asher O'Hara	FIU (2019)
159	14	Phillip Tanner	North Texas (2008)
158	31	Jordan Parker	ODU (2014)
157	27	l'Tavius Mathers	BG (2016)
156	14	Chaton Mobley	UNT (2020)
156	22	Jordan Parker	WCU (2013)
155	15	Reggie Whately	UAB (2013)
154	10	Reggie Whately	FAU (2013)
154	24	Jordan Parker	USA (2012)
150	15	Phillip Tanner	FAU (2010)
149	32	Jordan Parker	WKU (2012)
148	15	Asher O'Hara	CHA (2019)
144	29	Asher O'Hara	WKU (2019)
144	29	Desmond Anderson	FIU (2015)
144	9	Phillip Tanner	Louisville (2007)
143	22	l'Tavius Mathers	WKU (2016)
142	14	Jordan Parker	Charlotte (2015)
141	19	Jordan Parker	Troy (2012)
140	13	D.D. Kyles	FAU (2009)
138	9	Jay McDonald	FIU (2019)
135	24	l'Tavius Mathers	UNT (2016)
130	9	Terelle West	FIU (2019)
127	21	Jordan Parker	Marshall (2013)
127	18	Phillip Tanner	APSU (2010)
125	19	Austin Grammer	WKU (2014)
125	23	William Pratcher	FAU (2011)
120	13	Terelle West	ODU (2018)
120	15	Jeremiah Bryson	UTEP (2013)
117	17	Jordan Parker	FAU (2012)
117	19	Benny Cunningham	Troy (2011)
115	16	Jocquez Bruce	BGSU (2017)
115	28	Jordan Parker	FAU (2013)
112	11	Brad Anderson	FIU (2017)
112	14	l'Tavius Mathers	FIU (2016)
110	22	D.D. Kyles	FIU (2009)
109	22	Jordan Parker	UNC (2013)
108	14	Dwight Dasher	FAU (2009)
106	12	Austin Grammer	UTEP (2014)
106	15	Austin Grammer	UNT (2013)
106	19	William Pratcher	WKU (2011)

105	15	D.D. Kyles	Memphis (2011)
104	9	Chaton Mobley	TSU (2019)
104	16	Brad Anderson	BGSU (2017)
104	16	Reggie Whately	Marshall (2013)
104	14	Drayton Calhoun	FAU (2012)
104	17	Phillip Tanner	UL (2010)
103	11	Asher O'Hara	TSU (2019)
103	25	Shane Tucker	FAU (2015)
103	19	Shane Tucker	USM (2013)
101	16	l'Tavius Mathers	Charlotte (2016)
101	25	Desmond Anderson	Marshall (2015)
100	10	Reggie Whately	USM (2014)
100	21	Eugene Gross	ULM (2006)
100	14	Jordan Parker	Marshall (2014)
100	7	Reggie Whately	UAB (2014)

100-Yard Receiving Games

Yards	Rec.	Player	Opponent
223	16	Richie James	WKU (2016)
198	9	Richie James	FAU (2015)
183	14	Richie James	Vandy (2016)
175	13	Ed Batties	ILL (2015)
167	4	Terry Pettis	Charlotte (2015)
164	11	Eldred King	MSU (2008)
158	10	Ty Lee	UTEP (2017)
154	7	Ty Lee	Rice (2019)
149	6	Chris McClover	WKU (2009)
148	8	Anthony Amos	FIU (2012)
141	7	Brad Anderson	UTM (2018)
141	7	Richie James	WKU (2015)
141	12	Richie James	ILL (2015)
140	3	Kyle Griswold	UNT (2012)
139	4	Desmond Gee	ULM (2007)
137	9	Brad Anderson	UAB (2017)
136	8	Ty Lee	FAU (2017)
136	5	Marcus Henry	UAB (2013)
134	8	Richie James	UNT (2016)
129	5	Richie James	Missouri (2016)
128	9	Anthony Amos	Memphis (2012)
127	6	Richie James	FIU (2016)
126	8	Richie James	WMU (2015)
126	5	Terry Pettis	Marshall (2015)
123	8	Ed Batties	JSU (2015)
122	12	Richie James	Marshall (2016)
121	6	Ty Lee	Charlotte (2017)
121	8	Anthony Amos	UNT (2012)
120	4	Richie James	FAU (2016)
120	5	Ed Batties	Charlotte (2015)
117	5	Malcolm Beyah	UK (2008)
114	11	Ty Lee	WKU (2017)
113	6	Harold Turner	WKU (2009)
113	9	Patrick Honeycutt	FAU (2008)
112	7	Jimmy Marshall	Rice (2019)
112	10	Richie James	Vanderbilt (2017)
111	8	Jimmy Marshall	Virginia Tech (2021)
111	9	Ed Batties	LA Tech (2015)
110	8	Ed Batties	FIU (2014)
110	7	Chris McClover	MD (2009)
109	7	CJ Windham	Rice (2020)
109	6	Desmond Gee	ULM (2006)
109	2	Jonathan Grigsby	ULM (2007)
107	0	Jarrin Pierce	UTSA (2020)
106	3	Desmond Gee	UK (2008)
106	4	Devin Clarke	USM (2014)
104	6	Richie James	FIU (2015)
104	4	Kyle Griswold	FIU (2011)
103	4	l'Tavius Mathers	BG (2016)
103	6	Taron Henry	UNT (2007)
102	4	Anthony Amos	FAU (2012)
101	2	Shane Tucker	UTEP (2014)
101	5	Kyle Griswold	UTEP (2013)
101	7	Tavarres Jefferson	UNC (2013)
100	7	Ty Lee	UAB (2018)
100	5	Richie James	UTSA (2016)
100	6	Ty Lee	FIU (2016)
100	7	Anthony Amos	WKU (2011)

Special Teams Touchdowns

Yards	Type	Player	Opponent
97	KR	Eric Russell	WKU (2010)
96	KR	Reggie Whately	WKU (2012)
94	KR	Damon Nickson	FAU (2006)
92	KR	Phillip Tanner	UNT (2008)
89	KR	Bradley Robinson	ULM (2007)
88	KR	Damon Nickson	UL (2006)
76	PR	Kevin Byard	ODU (2014)
70	PR	Jaylin Lane	Monmouth (2021)
63	BFG	Jamarcus Howard	JSU (2015)
61	PR	Ed Batties	SSU (2014)
57	PR	Kyle Griswold	W

## MIDDLE TENNESSEE DEPTH CHART

**Offense**

QB	10	Bailey Hockman	6-2	200	r-Jr.
	16	Chase Cunningham	5-11	188	r-Jr.
	12	Mike DiLiello	6-1	207	r-So.
RB	34	Amir Rasul	5-10	198	r-Sr.
	44	Chaton Mobley	6-1	232	r-Jr.
LT	74	Steven Losoya	6-4	290	r-Fr.
	64	Jacqui Graham	6-5	290	r-So.
LG	78	Dorian Hinton	6-4	315	r-Fr.
	70	Tyler Falvey	6-4	313	r-So.
C	62	Jordan Palmer	6-0	290	Jr.
	65	Marcus Greer	6-1	283	r-So.
RG	72	Netori Johnson	6-4	320	r-Jr.
	75	Jamari Williams	6-3	298	r-Fr.
RT	53	Lance Robinson	6-3	275	Fr.
	77	Eric Magwood	6-4	303	r-Sr.
HB	45	Joeseeph Sewell	6-2	249	r-Jr.
	21	Will Gilchrist	6-2	239	r-Sr.
WR (X)	81	CJ Windham	6-2	211	r-Sr.
	6	Jimmy Marshall	6-5	234	Sr.
WR (Y)	9	Jarrin Pierce	5-11	190	r-Sr.
	84	Elijah Metcalf	5-10	163	Fr.
WR (Z)	7	DJ England-Chisolm	5-7	150	So.
	83	Jaylin Lane	5-8	175	Fr.

**Return Specialists**

KR	83	Jaylin Lane	5-8	175	Fr.
	34	Amir Rasul	5-10	198	r-Sr.
PR	83	Jaylin Lane	5-8	175	Fr.
	12	Reed Blankenship	6-1	200	Sr.

**Defense**

LE	0	Richard Kinley	6-2	220	r-Fr.
	49	Jorden Starling	6-4	215	r-So.
LT	99	Jordan Branch	6-0	289	r-So.
	88	Ja'Kerrius Wyatt	6-3	270	r-Jr.
RT	96	Zaylin Wood	6-1	268	r-Fr.
	57	Marley Cook	6-1	278	r-Fr.
RE	91	Jordan Ferguson	6-2	255	r-Jr.
	98	JR Bivens	6-0	243	r-Fr.
WLB	20	DQ Thomas	6-2	218	Sr.
	26	Wayne Parks	5-11	210	r-Jr.
MLB	4	Jonathan Butler	6-0	215	Jr.
	8	Devyn Curtis	6-2	218	Fr.
SLB	6	Jurriente Davis	6-0	235	So.
	42	Cody Smith	6-2	211	r-Jr.
LC	19	Teldrick Ross	5-10	189	r-So.
	31	Davon Martin	5-11	177	Fr.
SS	1	Greg Grate	5-11	186	Jr.
	29	Marcus Lafrance	6-2	188	r-Fr.
FS	12	Reed Blankenship	6-1	200	Sr.
	17	Tra Fluellen	6-2	207	So.
RC	33	Decorian Patterson	6-0	184	r-So.
	5	Deonte Stanley	6-2	193	r-Fr.

**Punters/Kickers**

P	13	Kyle Ulbrich	6-0	185	r-Jr.
	38	Miles Tillman	5-11	185	Fr.
PK	7	Zeke Rankin	5-8	170	Fr.
	48	Alex Usry	5-10	185	r-Jr.
KO	24	Scott Payne	5-11	196	r-Fr.
	48	Alex Usry	5-10	185	r-Jr.
LS	69	Brody Butler	5-11	245	Fr.
	45	Joeseeph Sewell	6-2	250	r-Jr.
H	13	Kyle Ulbrich	6-0	185	r-Jr.
	16	Chase Cunningham	5-11	188	r-Jr.



## NUMERICAL ROSTER

NO	NAME	POS	HT	WT	CL	VL	HOMETOWN/HS/JC
0	Richard Kinley	DE	6-2	232	r-Fr.	2	Memphis, TN/Lausanne HS
1	Gregory Grate Jr.	S	5-11	197	Jr.	3	Miami, FL/Miami Carol City Sr. HS
2	Izaiah Gathings	WR	6-4	225	Jr.	0	Statesville, NC/Gardner-Webb
3	Quincy Riley	CB	6-0	181	r-Fr.	2	Columbia, SC/A.C. Flora HS
4	Johnathan Butler	LB	6-0	231	Jr.	1	Sumter, SC/Highland CC
5	Deonte Stanley	CB	6-2	193	r-Fr.	0	Dillon, SC/Latta HS
6	Jurriente Davis	LB	6-0	235	So.	0	Greensboro, NC/Dudley HS
6	Jimmy Marshall	WR	6-5	229	Sr.	4	Macon, GA/Tattnall Square Academy
7	DJ England-Chisolm	WR	5-7	150	So.	2	Moncks Corner, SC/Berkeley HS
7	Zeke Rankin	PK	5-8	198	Fr.	0	Alcoa, TN/Alcoa HS
8	Devyn Curtis	LB	6-2	224	Fr.	1	Nashville, TN/Brentwood Academy
9	Jarrin Pierce	WR	5-11	195	r-Sr.	2	Los Angeles, CA/College of the Canyons
10	Bailey Hockman	QB	6-2	206	r-Jr.	0	Powder Springs, GA/NC State
11	Brad Anderson	RB	5-8	166	Sr.	4	Huntsville, AL/Bob Jones HS
12	Reed Blankenship	S	6-1	204	Sr.	4	Athens, AL/West Limestone HS
12	Mike DiLiello	QB	6-1	208	r-So.	0	Pembroke Pines, FL/Florida Tech
13	Javonte Sherman	WR	6-2	180	Fr.	0	Valdosta, GA/Valdosta HS
13	Kyle Ulbrich	P	6-0	197	r-Jr.	2	Mentor, OH/Valparaiso
15	Raheme Fuller	CB	6-3	212	r-Jr.	3	Ft. Lauderdale, FL/Boyd-Anderson HS
15	Hayden Neighbors	WR	6-2	177	Fr.	0	Huntsville, AL/Huntsville HS
16	Chase Cunningham	QB	5-11	188	r-Jr.	2	Knoxville, TN/Knoxville Catholic HS
16	Kyle Kee	S	6-1	207	r-So.	0	Naples, FL/Naples HS
17	Tra Fluellen	S	6-2	207	So.	0	Gilmer, TX/Houston Baptist
18	Nicholas Vattiato	QB	6-1	185	Fr.	0	Plantation, FL/University School
19	Teldrick Ross	S	5-10	193	r-So.	1	Macon, GA/Jones County HS
20	DQ Thomas	LB	6-2	216	Sr.	4	Oxford, MS/Oxford HS
21	Will Gilchrist	HB	6-2	239	r-Sr.	2	Pasadena, TX/Blinn College
22	Micaleous Elder	WR	5-9	155	So.	0	Cleveland, TN/Charlotte
23	Jalen Jackson	CB	6-2	171	r-Fr.	1	Tampa, FL/Bloomington HS
23	Jalen Montgomery	RB	5-9	156	Fr.	0	Columbia, SC/Cardinal Newman School
24	Terry Wilkins	RB	5-7	187	Fr.	0	Memphis, TN/Fairley HS
24	Scott Payne	PK	5-11	195	r-Fr.	1	Signal Mountain, TN/Signal Mountain Middle HS
25	Bryce Bailey	WR	5-9	166	Fr.	0	Cochran, GA/Bleckley County HS
26	Wayne Parks	LB	5-11	216	r-Jr.	3	Fellsmere, FL/Sebastian River HS
27	Jai'Brian Bouye	CB	5-11	180	Fr.	0	Waco, TX/La Vega HS
28	Deidrick Stanley II	S	5-8	187	Fr.	0	Miami, FL/Miami Central HS
29	Marcus LaFrance	S	6-2	195	r-Fr.	0	North Lauderdale, FL/Deerfield Beach HS
30	Jakobe Thomas	S	6-2	190	Fr.	0	Tullahoma, TN/Tullahoma HS
30	Marvae Myers-Glover	S	6-0	186	r-Fr.	1	West Orlando, FL/Oak Ridge HS
31	Davon Martin	CB	5-11	177	Fr.	0	Orlando, FL/Edgewater HS
32	Martell Pettaway	RB	5-9	196	r-Sr.	0	Detroit, MI/West Virginia
33	Decorian Patterson	CB	6-0	191	r-So.	2	Ocala, FL/Leesburg HS
34	Amir Rasul	RB	5-10	198	r-Sr.	0	Miami, FL/Florida State
35	Jalen Davis	LB	6-1	195	r-Fr.	1	Kingsland, GA/Camden County HS
35	Tyler Sweet	WR	5-8	167	r-Jr.	0	Rialto, CA/Chaffey College
36	Frank Peasant	RB	5-10	215	Fr.	1	Pensacola, FL/Escambia HS
37	James Shellman IV	S	6-0	195	Fr.	0	Savannah, GA/Islands HS
38	ZaBrien Harden	LB	6-3	225	Fr.	0	Swainsboro, GA/Swainsboro HS
38	Miles Tillman	P	5-11	201	Fr.	0	Huntsville, AL/Sparkman HS
39	Terrell Pack	LB	6-2	200	Fr.	0	Sarasota, FL/Sarasota HS
40	Drew Francis	LB	6-2	220	Fr.	1	Knoxville, TN/West HS
41	Raquon Hartley	LB	6-1	188	r-Fr.	0	Saluda, SC/Saluda HS
42	Cody Smith	LB	6-2	220	r-Jr.	3	Stuart, FL/Martin County HS
43	Parker Hughes	S	6-2	205	Fr.	0	Elizabethton, TN/Elizabethton HS
44	Chaton Mobley	RB	6-1	232	r-Jr.	3	Knoxville, TN/Fulton HS
45	Joeseeph Sewell	HB	6-2	249	r-Jr.	3	Murfreesboro, TN/Blackman HS
46	Andrew Leak	LB	5-10	203	r-Fr.	1	LaGrange, GA/Heard County HS
47	Jacob Mahoney	HB	6-0	224	r-So.	0	Knoxville, TN/Knoxville Catholic HS
48	Alex Usry	PK	5-10	185	r-Jr.	0	McDonough, GA/Charleston Southern
49	Jorden Starling	DE	6-4	237	r-So.	2	Chattanooga, TN/McCallie School
50	Aran Mohamad-Ali	HB	6-0	248	r-Fr.	0	Antioch, TN/John Overton HS
52	Darius "Juju" Williams	DE	6-3	244	r-Fr.	1	Hemingway, SC/Hemingway HS
53	Lance Robinson	OL	6-3	284	Fr.	1	Camilla, GA/Mitchell County HS
54	Jacob King	OL	6-1	292	r-So.	0	Brentwood, TN/John Overton HS

55	Jahlil Ryles	OL	6-1	293	r-So.	1	Phenix City, AL/Central HS
55	Joseph Honeysucker	DE	6-3	240	r-So.	0	Nashville, TN/Hillsboro HS
56	Adam Derry	OL	6-3	297	r-Fr.	0	Goodlettsville, TN/White House HS
57	Marley Cook	DT	6-1	284	r-Fr.	1	Water Valley, MS/Water Valley HS
61	J'Shun Bodiford	OL	6-4	300	So.	0	Montgomery, AL/NE Miss. CC
62	Jordan Palmer	OL	6-0	304	Jr.	1	Santa Clarita, CA/College of the Canyons
63	Wilson Kelly	OL	6-0	299	Fr.	0	Danville, KY/Boyle County HS
64	Jacqui Graham	OL	6-5	290	r-So.	0	Montgomery, AL/East Central CC
65	Marcus Greer	OL	6-1	298	r-So.	2	St. Louis, MO/Chaminade College Prep
68	Carson Garrison	LS	6-0	195	Fr.	0	Buford, GA/Buford HS
69	Brody Butler	LS	5-11	218	Fr.	1	Homewood, AL/Homewood HS
70	Tyler Falvey	OL	6-4	323	r-So.	0	Altamonte Springs, FL/Lake Brantley HS
71	Conner Griffin	OL	6-1	300	Fr.	0	Gray, GA/Jones County HS
72	Netori Johnson	OL	6-4	325	r-Jr.	0	Ellenwood, GA/Georgia
74	Steven Losoya III	OL	6-4	305	r-Fr.	1	Nashville, TN/John Overton HS
75	Jamari Williams	OL	6-3	305	r-Fr.	0	Fort Lauderdale, FL/Arizona
77	Eric Magwood	OL	6-4	300	r-Sr.	1	Virginia Beach, VA/Eastern Kentucky
78	Dorian Hinton	OL	6-4	317	r-Fr.	1	Naples, FL/Naples HS
80	Luke Bolger	HB	6-2	236	r-Fr.	0	Ft. Mitchell, KY/Beechwood HS
81	CJ Windham	WR	6-2	212	r-Sr.	5	Powder Springs, GA/McEachern HS
82	Taharin Sudderth	TE	6-4	230	Fr.	0	Alcoa, TN/Alcoa HS
83	Jaylin Lane	WR	5-8	174	Fr.	1	Clover, SC/Clover HS
84	Elijah Metcalf	WR	5-10	163	Fr.	0	Charlotte, NC/Mallard Creek HS
86	JaMichael Thompson	WR	6-1	166	Fr.	1	Birmingham, AL/Clay-Chalkville HS
87	Marquel Tinsley	WR	6-2	204	r-Fr.	1	Morganfield, KY/Daviess Co. HS
88	Ja'Kerrius Wyatt	DT	6-3	270	r-Jr.	2	Prattville, AL/Autauga Academy
88	Ja'Shawn Sheffield	WR	6-1	194	r-Fr.	0	Brunswick, GA/Auburn
89	Yusuf Ali	WR	5-9	171	r-Jr.	1	Detroit, MI/Maplewood HS (TN)
91	Jordan Ferguson	DE	6-2	262	r-Jr.	3	Atlanta, GA/Cartersville HS
92	Damonte Smith	DT	6-3	285	Fr.	0	Savannah, GA/Island HS
93	Vincent Dinkins	DL	6-1	268	Fr.	0	Acworth, GA/Kell HS
94	Ralph Mercy	DE	6-2	244	Fr.	0	Jacksonville, FL/Robert E. Lee Senior HS
95	Tyrece Edwards	DT	6-2	263	Fr.	0	Knoxville, TN/West HS
96	Zaylin Wood	DT	6-1	270	r-Fr.	1	Bowdon, GA/Heard County HS
97	Quindarius Dunnigan	DE	6-3	247	r-Fr.	1	Chattanooga, TN/McCallie HS
98	JR Bivens	DE	6-0	236	r-Fr.	1	Roswell, GA/Blessed Trinity Catholic HS
99	Jordan Branch	DT	6-0	283	r-So.	2	Maury City, TN/Crockett County HS
	Thomas Burks	PK	6-1	185	r-So.	0	Murfreesboro, TN/Chattanooga
	Landon Burrell	WR	6-4	193	Fr.	0	Chatsworth, GA/North Murray HS
	Langston Cross	DL	6-2	250	r-Jr.	0	Bowie, MD/Towson
	Stone Frost	QB	5-10	202	r-Fr.	0	Decaturville, TN/Riverside HS
	Dajeun Gibson	CB	6-0	185	Fr.	0	Antioch, TN/Blackman HS
	Jonathan Haynes	WR	6-0	200	So.	0	North Wales, PA/North Penn HS
	Chris Johnson	CB	5-10	180	Fr.	0	Murfreesboro, TN/Riverdale HS
	Karter Johnson	OL	6-5	277	Fr.	0	Murfreesboro, TN/Siegel HS
	Alex Jones	OL	6-6	305	Fr.	0	Murfreesboro, TN/Oakland HS
	Alec Ogden	QB	6-4	205	r-Jr.	0	Marshall, WI/Bemidji State
	Charlie Shalley	LS	6-4	250	Fr.	0	Tallahassee, FL/Florida State HS
	Sam Tardits	HB	6-3	241	r-Jr.	0	Atlanta, GA/Florida Tech

**Pronunciation Guide (check website roster to actually here player pronunciation)**

Jurriente Davis ..... Juh-Ron-Tay  
 Mike Diliello ..... Deh-l-el-owe  
 Tyrece Edwards ..... tie-REESE  
 Micaleous Elder ..... Mih-KAY-Lee-Us  
 DJ England-Chisolm ..... Chiz-umm  
 Tyler Falvey ..... Foul-Vee  
 Raheme Fuller ..... Rah-Heem  
 Izaiah Gathings ..... GATH-ings  
 Jacqui Graham ..... Juh-Key  
 Raquon Hartley ..... Ray-Kwan  
 Netori Johnson ..... Nuh-Tore-eee

Steven Losoya ..... Luh-Soy-yuh  
 Davon Martin ..... Dove-on  
 Chaton Mobley ..... Chuh-taan mob-lee  
 Marvae Myers-Glover ..... Mar-Vay  
 Frank Peasant ..... Pea-sent  
 Amir Rasul ..... Rah-Soole  
 Taharin Sudderth ..... Tuh-Hair-in Sudd-Er-Ith  
 Marquel Tinsley ..... Mar-Quail  
 Kyle Ulbrich ..... Ull-Brick  
 Alex Usry ..... Us-ree  
 Nicholas Vattiato ..... VAT-tee-ah-doe

# MIDDLE TENNESSEE FOOTBALL

## TEAM TOTALS

GAME	FINAL SCORE	BY QUARTERS					FIRST DOWNS				RUSHING			PASSING			TOT. OFF.		PUNTING	FUMBLES	PENALTY	THIRD	AVG.	TOTAL
		1	2	3	4	OT	RU	PA	PN	TOT	ATT	YDS	TD	C-A-I	YDS	TD	ATT	YDS	NO-AVG	NO-LOST	NO-YDS	DOWN	F.POS	TOP
MT	50	0	21	7	22	0	8	11	0	19	34	89	2	20-26-0	248	3	60	337	5-45.0	1-0	7-55	3-10	M42	26:07
Monmouth	15	0	7	8	0	0	10	7	0	17	38	88	1	27-42-1	186	1	80	274	5-37.4	3-3	2-15	6-17	MU25	33:53
MT	14	0	7	0	7	0	9	11	0	20	36	66	0	26-40-1	283	2	76	349	6-45.8	1-0	6-52	7-16	M23	31:33
VT	35	7	7	14	7	0	14	8	2	24	39	224	4	17-28-0	159	1	67	383	4-42.5	0-0	3-26	7-12	V34	28:27
MT																								
UTSA																								
MT																								
Charlotte																								
MT																								
Marshall																								
MT																								
Liberty																								
MT																								
UConn																								
MT																								
So. Miss																								
MT																								
WKU																								
MT																								
FIU																								
MT																								
ODU																								
MT																								
FAU																								

## STARTING LINEUPS

OFFENSE	QB	RB	WR	WR	WR	HB	LT	LG	C	RG	RT
Monmouth	Hockman	Rasul	Pierce	Windham	Chisolm	Sewell	Losoya	Hinton	Palmer	Johnson	Robinson
Virginia Tech	Hockman	Rasul	Pierce	Windham	Chisolm	Gilchrist	Losoya	Hinton	Palmer	Johnson	Robinson
UTSA											
Charlotte											
Marshall											
Liberty											
UConn											
So. Miss											
WKU											
FIU											
ODU											
FAU											

DEFENSE	LE	T	T	RE	SAM	MIKE	WILL	LC	SS	FS	RC
Monmouth	Kinley	Branch	Wood	Ferguson	Davis	Butler	Thomas	Ross	Grate	Blankenship	Patterson
Virginia Tech	Kinley	Branch	Wood	Ferguson	Davis	Butler	Thomas	Patterson	Grate	Blankenship	Ross
UTSA											
Charlotte											
Marshall											
Liberty											
UConn											
So. Miss											
WKU											
FIU											
ODU											
FAU											

## Career Starts

Reed Blankenship.....	42	DJ England-Chisholm.....	9	Lance Robinson.....	3
DQ Thomas.....	35	Jordan Branch.....	9	Raheme Fuller.....	2
C.J. Windham.....	29	Yusuf Ali.....	9	Jalen Jackson.....	2
Kyle Ulbrich.....	23	Jordan Palmer.....	8	Eric Magwood.....	2
Jarrin Pierce.....	21	Dorian Hinton.....	8	Bailey Hockman.....	2
Marcus Greer.....	19	Jorden Starling.....	8	Amir Rasul.....	2
Greg Grate.....	19	Quincy Riley.....	5	Netori Johnson.....	2
Brad Anderson.....	15	Jahlil Ryles.....	5	Jurriente Davis.....	2
Chaton Mobley.....	15	Joeseeph Sewell.....	5	Jalen Davis.....	1
Will Gilchrist.....	14	Steven Losoya.....	5	Marvae Myers-Glover.....	1
Jordan Ferguson.....	13	Teldrick Ross.....	5	Frank Peasant.....	1
Jimmy Marshall.....	12	Cody Smith.....	4		
Decorian Patterson.....	11	Zaylin Wood.....	3		
Jonathan Butler.....	10	Richard Kinley.....	3		





SCORING DRIVES

SCORING DRIVES - MIDDLE TENNESSEE

OPP.	NO OF PLYS	TOT. YDS	DRIVE TIME	SCORE TYPE	SCORE TIME/QTR	DRIVE START	SCORING PLAY
Monmouth		70		PR	14:44/2nd		Lane 70 PR
Monmouth	4	58	1:03	Pass	1:44/2nd	M42	Chisolm 29 rec
Monmouth	2	35	:13	Pass	:44/2nd	MU35	Lane 32 rec
Monmouth	7	65	2:52	Run	8:33/3rd	M35	Mobley 9 run
Monmouth				INT	13:30/4th		Ross 44 IR
Monmouth	4	38	1:43	Pass	9:47/4th	MU38	Windham 6 rec
Monmouth	2	7	:44	Run	6:03/4th	MU7	Pettaway 9 run
VT	11	75	3:42	Pass	5:17/2nd	M25	Windham 5 rec
VT	13	86	4:40	Pass	:27/4th	M14	Tinsley 6 rec

SCORING DRIVES - OPPONENTS

OPP.	NO OF PLYS	TOT. YDS	DRIVE TIME	SCORE TYPE	SCORE TIME/QTR	DRIVE START	SCORING PLAY
Monmouth	12	79	5:47	Pass	8:51/2nd	MO21	Archie 22 rec
Monmouth	14	75	6:21	Run	2:12/3rd	MO25	Muskett 1 run
VT	15	79	7:36	Pass	:19/1st	VT3	Robinson 6 rec
VT	9	35	4:04	Run	8:55/2nd	M35	Blumrick 2 run
VT	6	93	2:54	Run	7:52/3rd	VT7	Holston 29 run
VT	5	31	2:09	Run	3:16/3rd	VT31	Blackshear 6 run
VT	7	70	1:46	Run	11:27/4th	VT30	Blackshear 1 run

# MIDDLE TENNESSEE FOOTBALL

## DRIVES

### GAME-OPENING DRIVES

Opponent	Middle Tennessee			Opponents		
	Pts.	1st Dns	Yds	Pts	1st Dns	Yds
Monmouth	0	0	4	0	0	6
VT	0	0	-14	0	0	-14
UTSA						
Charlotte						
Marshall						
Liberty						
UConn						
So. Miss						
WKU						
FIU						
ODU						
FAU						

### SECOND HALF-OPENING DRIVES

Opponent	Middle Tennessee			Opponents		
	Pts.	1st Dns	Yds	Pts	1st Dns	Yds
Monmouth	0	0	2	0	0	0
VT	0	2	40	7	3	93
UTSA						
Charlotte						
Marshall						
Liberty						
UConn						
So. Miss						
WKU						
FIU						
ODU						
FAU						

### DRIVES SUPERLATIVES

	Middle Tennessee	Opponent
Most Plays/Result	11 vs Virginia Tech/TD	15/TD by Virginia Tech
Most Yards/Result	86/TD vs Virginia Tech	93/TD by Virginia Tech
Most Time/Result	4:59 vs Virginia Tech/Downs	7:36/TD by Virginia Tech

### TOP PFF GRADES (minimum 25 snaps played)

OFFENSE	1	2	3	4	5
Monmouth	Bailey Hockman: 80.8%	CJ Windham: 75.8%	S. Losoya: 72.3%	J. Pierce: 69.3%	D. Hinton: 60.3%
Virginia Tech	J. Marshall: 76.9%	L. Robinson: 73.0%	B. Hockman: 67.0%	A. Rasul: 64.7%	S. Losoya: 64.6%
UTSA					
Charlotte					
Marshall					
Liberty					
UConn					
So. Miss					
WKU					
FIU					
ODU					
FAU					

DEFENSE	1	2	3	4	5
Monmouth	J. Ferguson: 81.3%	JR Bivens: 76.8%	DQ Thomas: 76.0%	M. Cook: 74.9%	Z. Wood: 73.3%
Virginia Tech	T. Fluellen: 72.9%	J. Ferguson: 72.5%	T. Ross: 71.4%	DQ Thomas: 64.5%	R. Kinley: 62.7%
UTSA					
Charlotte					
Marshall					
Liberty					
UConn					
So. Miss					
WKU					
FIU					
ODU					
FAU					

# THE LAST TIME ...

## MIDDLE TENNESSEE

**SHUT OUT AN OPPONENT:** September 3, 2016, vs Alabama A&M. Score: 55-0

**HAD AN OFFENSIVE DRIVE OF 90 OR MORE YARDS:** Sept. 25, 2020 vs UTSA (96 yards, TD)

**RUSHED FOR MORE THAN 300 YARDS:** Oct. 26, 2019, vs FIU (471 yards)

**RUSHED FOR MORE THAN 400 YARDS:** Oct. 26, 2019, vs FIU (471 yards)

**PASSED FOR MORE THAN 300 YARDS:** Oct. 24, 2020, vs Rice (333 yards)

**HAD MORE THAN 500 YARDS TOTAL OFFENSE:** Sept. 25, 2020, vs UTSA (563 yards)

**HAD MORE THAN 600 YARDS TOTAL OFFENSE:** Sept. 7, 2019, vs TSU (604 yards)

**SCORED MORE THAN 50 POINTS:** Oct. 27, 2018, vs ODU (51 points)

**SCORED ON ITS FIRST PLAY FROM SCRIMMAGE:** August 29, 2013 vs Western Carolina (Jordan Parker 65-yard run)

**FAILED TO HAVE AT LEAST 150 YARDS OF TOTAL OFFENSE:** October 20, 2018 vs Charlotte (144 yards)

**FAILED TO RUSH FOR MORE THAN 100 YARDS:** Sept. 11, 2021 vs Virginia Tech (36 carries, 66 yards)

**FAILED TO PASS FOR MORE THAN 100 YARDS:** Oct. 26, 2019 vs FIU (25 yards)

**HELD AN OPPONENT TO LESS THAN 100 YARDS RUSHING:** Sept. 4, 2021, vs Monmouth (88 yards)

**HELD AN OPPONENT TO LESS THAN 100 YARDS PASSING:** Oct. 10, 2020, vs FIU (58 yards)

**HELD AN OPPONENT TO LESS THAN 200 YARDS TOTAL OFFENSE:** November 24, 2018, vs UAB (89 yards)

**HELD AN OPPONENT TO LESS THAN 300 YARDS TOTAL OFFENSE:** Sept. 4, 2021, vs Monmouth (274 yards)

**RETURNED A KICKOFF FOR A TOUCHDOWN:** November 1, 2012 vs WKU (Reggie Whatley - 96 yards)

**RETURNED OPENING KICKOFF FOR A TOUCHDOWN:** October 6, 2006 vs Louisville (Damon Nickson - 88 yards)

**RETURNED A PUNT FOR A TOUCHDOWN:** September 4, 2021 vs Monmouth (Jaylin Lane - 70 yards)

**RETURNED A BLOCKED PUNT FOR A TOUCHDOWN:** October 14, 2017 vs UAB (Kylan Stribling - 20 yards)

**BLOCKED AN OPPONENT PUNT:** October 14, 2017 vs UAB (Ruben Garnett)

**BLOCKED A FIELD GOAL:** Oct. 24, 2020 vs Rice (Jalen Jackson)

**RETURNED BLOCKED FIELD GOAL FOR A TOUCHDOWN:** September 5, 2015 vs Jackson State (Jamarcus Howard - 63 yards)

**RETURNED A PASS INTERCEPTION FOR A TOUCHDOWN:** Sept. 4, 2021, vs Monmouth: (Teldrick Ross - 44 yards)

**RETURNED A FUMBLE FOR A TOUCHDOWN:** October 24, 2020 vs Rice (Jonathan Butler - 32 yards)

**SCORED A SAFETY:** September 9, 2017, vs Syracuse

**SCORED A 2-POINT CONVERSION:** September 4, 2021 vs Monmouth (Bailey Hockman reception)

**SCORED A TD ON OFFENSE, DEFENSE AND SPECIAL TEAMS:** Sept. 4, 2021 vs Monmouth

**SCORED ON GAMES FINAL PLAY FOR WIN:** Oct. 24, 2013 vs Marshall (9-yard TD catch by Tavarres Jefferson 0:00 on clock) Final Score: MT 51, Marshall 49

**PLAYER RUSHED FOR MORE THAN 100 YARDS:** Oct. 17, 2020, vs North Texas (C. Mobley 156 yards)

**TWO PLAYERS RUSHED FOR MORE THAN 100 YARDS:** Oct. 26, 2019, vs FIU (A. O'Hara 159 yards; J. McDonald 138 yards, T. West 130 yards)

**THREE PLAYERS RUSHED FOR MORE THAN 100 YARDS:** Oct. 26, 2019, vs FIU (A. O'Hara 159 yards; J. McDonald 138 yards, T. West 130 yards)

**TWO PLAYERS RUSHED FOR MORE THAN 200 YARDS:** November 26, 2016, FAU (I'Tavius Mathers - 213; Richie James - 207)

**PLAYER RUSHED FOR MORE THAN 200 YARDS:** November 26, 2016, FAU (I'Tavius Mathers - 213; Richie James - 207)

**PLAYER HAD 100 OR MORE YARDS RECEIVING:** Sept. 11, 2021, vs Virginia Tech (Jimmy Marshall - 111 yards)

**PLAYER HAD 100 YARDS RUSHING AND 100 YARDS RECEIVING:** Nov. 26, 2016 vs FAU (Richie James - 207 rushing, 120 receiving)

**PLAYER HAD 200 YARDS RUSHING AND 100 YARDS RECEIVING:** Nov. 26, 2016 vs FAU (Richie James - 207 rushing, 120 receiving)

**TWO PLAYERS HAD 100 OR MORE RECEIVING YARDS:** Nov. 16, 2019, vs Rice (Ty Lee - 154 yards; Jimmy Marshall - 112 yards)

**HAD 300-YD PASSER, 100-YD RECEIVER, 100-YD RUSHER:** Oct. 15, 2016 (B. Stockstill 434 passing, R. James 223 receiving, I. Mathers 143 rushing)

**PLAYER HAD MULTIPLE INTERCEPTIONS:** October 17, 2020 vs North Texas (Quincy Riley - 2 INTs)

**PLAYED AN OVERTIME GAME:** October 24, 2020 vs Rice (MT 40, Rice 34; 2 OT)

## OPPONENT

**MIDDLE TENNESSEE WAS SHUT OUT:** Sept. 5, 2020 vs Army. Score: 42-0

**RUSHED FOR MORE THAN 250 YARDS:** Oct. 17, 2020 by UNT (462 yards)

**RUSHED FOR MORE THAN 400 YARDS:** Oct. 17, 2020, by North Texas (462 yards)

**PASSED FOR MORE THAN 300 YARDS:** Nov. 14, 2020, by Marshall (336 yards)

**PASSED FOR MORE THAN 400 YARDS:** November 17, 2017, by WKU (485 yards)

**HAD MORE THAN 500 YARDS TOTAL OFFENSE:** Nov. 14, 2020, by Marshall (520 yards)

**HAD MORE THAN 600 YARDS TOTAL OFFENSE:** Oct. 17, 2020, by North Texas (768 yards)

**HELD MT TO LESS THAN 100 YARDS OF TOTAL OFFENSE:** September 15, 2007 vs LSU (90 yards)

**HELD MT TO LESS THAN 50 TOTAL RUSHING YARDS:** October 20, 2018 vs Charlotte, (33 yards)

**HELD MT TO LESS THAN 100 TOTAL PASSING YARDS:** November 29, 2014 vs UTEP (99 yards)

**SCORED 50 POINTS:** December 24, 2016 by Hawaii: Score: 52-35

**RETURNED A KICKOFF FOR A TOUCHDOWN:** September 19, 2015, by Charlotte (Uriah LeMay - 48 yards)

**RETURNED A PUNT FOR A TOUCHDOWN:** September 15, 2018, by Georgia (Mecole Hardman - 70 yards)

**SCORED ON A KICKOFF AND PUNT RETURN IN SAME GAME:** September 5, 2009, by Clemson

**RETURNED A BLOCKED PUNT FOR A TOUCHDOWN:** Oct. 19, 2019, North Texas (D. Harrison)

**BLOCKED A PUNT:** Oct. 19, 2019, North Texas (D. Gaddie)

**BLOCKED A FIELD GOAL:** October 17, 2020, by North Texas

**BLOCKED A PAT:** Sept. 25, 2020 by UTSA

**RETURNED A PASS INTERCEPTION FOR A TOUCHDOWN:** Sept. 5, 2020, by Army (Jon Rhattigan - 43 yards)

**RETURNED A FUMBLE FOR A TOUCHDOWN:** September 1, 2018, vs Vanderbilt (Dayo Odeyingbo - 3 yards)

**SCORED A SAFETY:** September 19, 2020 by Troy

**SCORED A TWO-POINT CONVERSION:** Sept. 4, 2021 (Monmouth)

**PLAYER RUSHED FOR 100 YARDS:** Oct. 17, 2020, UNT (J. Bean - 169 yds; D. Torrey - 143 yds; T. Siggers - 101 yds)

**HAD OVER 130 YARDS IN PUNT RETURNS:** September 5, 2009, by Clemson (5-135 yards)



CAREER HIGHS

**#0 DE RICHARD KINLEY**

Tackles..... 7 vs Marshall, 2020  
Solo Tackles..... 3 vs VT, 2021  
Tackles for Loss..... 1.5 vs Rice, 2020  
Sacks..... 1.0 vs FIU, Rice, 2020  
Fumble Recovery..... 1 vs Monmouth, 2021

**#1 CB GREG GRATE**

Tackles..... 14 vs Rice, 2020  
Solo Tackles..... 8 vs Rice, 2020  
Sacks..... 1.0 vs UNT, 2020  
Pass Breakups..... 1, seven times  
Interceptions..... 1, six times  
Forced Fumble..... 1, four times  
Fumble Recovery..... 1 vs UNT, 2020 (20 yard TD)  
Tackles for Loss..... 2.0 vs UNT, 2020

**#2 WR IZAIHAH GATHINGS**

Receptions..... 14 vs Charleston So., 2019  
Receiving Yards..... 172 vs Charleston So., 2019  
Long Reception..... 43 vs NC Central, 2019  
Receiving TD..... 2, four times

**#3 CB QUINCY RILEY**

Tackles..... 5 vs UTSA, WKU, 2020  
Solo Tackles..... 5 vs WKU, 2020  
Tackles for Loss..... 1.0 vs UTSA, 2020  
Pass Breakups..... 2 vs UTSA, WKU, 2020  
Interception..... 2 vs UNT, 2020

**#4 LB JOHNATHAN BUTLER**

Tackles..... 10 vs Rice, 2020  
Solo Tackles..... 3 vs UNT, 2020  
Tackles for Loss..... 1.0 vs FIU, 2020  
Interceptions..... 1 vs Troy, 2020  
Fumble Recovery..... 1 vs Rice, 2020 (TD)

**#6 WR JIMMY MARSHALL**

Receptions..... 8 vs VT, 2021  
Receiving Yards..... 112 vs Rice, 2019  
Long Reception..... 59 vs Michigan, 2019  
Receiving TD..... 2 vs ODU, 2019

**#7 WR DJ ENGLAND-CHISOLM**

Receptions..... 4 vs UTSA, 2020; vs Monmouth, 2021  
Receiving Yards..... 85 vs UTSA, 2020  
Long Reception..... 80 vs TSU, 2019  
Receiving TD..... 1, three times

**#8 LB DEVYN CURTIS**

Tackles..... 4 vs FIU, Marshall, 2020  
Solo Tackles..... 1, twice  
Tackles for Loss..... 0.5, twice  
Pass Breakups..... 0  
Interception..... 0

**#9 WR JARRIN PIERCE**

Receptions..... 11 vs Troy, 20  
Receiving Yards..... 107 vs UTSA, 2020  
Long Reception..... 57 vs ODU, 2019  
Receiving TD..... 1, eight times

**#10 QB BAILEY HOCKMAN**

Attempts..... 40 vs Kentucky, 2020  
Completions..... 27 vs Kentucky, 2020  
Passing Yards..... 313 vs Syracuse, 2020  
Passing TD..... 4 vs Syracuse, 2020  
Long Pass..... 55 vs Liberty, 2020  
Rushes..... 12 vs Syracuse, 2020  
Rushing Yards..... 30 vs Wake Forest, 2020  
Rushing TD..... 1, three times  
Long Run..... 20 vs Liberty, 2020

**#11 WR BRAD ANDERSON**

Rushes..... 16 vs BGSU, 2017  
Rushing Yards..... 112 vs FIU, 2017  
Long Run..... 37 vs FIU, 2017  
Receptions..... 9 vs UAB, 2017  
Receiving Yards..... 141 vs UTM, 2018  
Long Reception..... 66 vs UTM, 2018

**#12 S REED BLANKENSHIP**

Tackles..... 17 vs ODU, 2018  
Solo Tackles..... 11 vs FAU, 2018  
Tackles for Loss..... 3.0 vs ODU, 2018  
Sacks..... 1.0 vs UTEP, 2017; vs ODU, 2018  
Pass Breakups..... 2 vs WKU, 2018  
Interceptions..... 2 vs App. St., 2018; vs TSU, 2019  
Long INT Return..... 100 yards vs ODU, 2018  
Blocked Kick..... 1 vs TSU, FAU, 2019 (PAT)  
Forced Fumble..... 1 vs Duke, 2019  
Fumble Recovery..... 1 vs Marshall, 2019

**#12 QB MIKE DILIELLO**

Attempts..... 4 vs Troy, 2020  
Completions..... 3 vs Troy, 2020  
Passing Yards..... 35 vs Troy, 2020  
Passing TD..... 1 vs Troy, 2020  
Long Pass..... 28 vs Troy, 2020  
Rushes..... 2 vs Troy, 2020; vs Monmouth, 2021  
Rushing Yards..... 17 vs VT, 2021  
Rushing TD..... 0  
Long Run..... 17 vs VT, 2021

**#13 P KYLE ULBRICH**

Punts..... 9 vs Michigan, 2019  
Punting Yards..... 355 vs Marshall, 2020  
Average..... 51.5 vs Army, 2020  
Long Punt..... 75 vs FIU, 2020  
Downed Inside 20..... 4 vs Marshall, 2019

**#15 CB RAHEME FULLER**

Tackles..... 5 vs WKU, 2019  
Solo Tackles..... 3 vs WKU, 2019  
Pass Breakups..... 1 vs WKU, 2019  
Interceptions..... 0

**#16 QB CHASE CUNNINGHAM**

Attempts..... 16 vs UNT, 2019  
Completions..... 9 vs UNT, 2019  
Passing Yards..... 119 vs UNT, 2019  
Passing TD..... 1, three times  
Long Pass..... 57 vs ODU, 2019  
Rushes..... 2 vs UNT, 2019; vs Monmouth, 2021  
Rushing Yards..... 19 vs Monmouth, 2021  
Rushing TD..... 1 vs UNT, 2019  
Long Run..... 8 vs UNT, 2019

**#17 S TRA FLUELLEN**

Tackles..... 4 vs Monmouth, 2021  
Solo Tackles..... 2 vs Monmouth, 2021  
Tackles for Loss..... 1.0 vs Monmouth, 2021  
Pass Breakups..... TBD  
Interception..... TBD

**#19 CB TELDRICK ROSS**

Tackles..... 7 vs Monmouth, VT, 2021  
Solo Tackles..... 6 vs Monmouth, 2021  
Pass Breakups..... 2 vs FIU, 2020  
Interceptions..... 1 vs Monmouth, 2021 (TD)  
Tackles for Loss..... 1.0 vs Troy, 2020; VT 2021

**#20 LB DQ THOMAS**

Tackles..... 12 vs UNT, 2020  
Solo Tackles..... 10 vs VT, 2021

Tackles for Loss..... 3.0, twice  
Pass Breakups..... 1, four times  
Sacks..... 2.0, twice  
Forced Fumble..... 1, seven times

**#26 LB WAYNE PARKS**

Tackles..... 3, four times  
Solo Tackles..... 3 vs Duke, FAU, 2019  
Tackle for Loss..... 1.0 vs Duke, 2019  
Forced Fumble..... 1 vs FIU, 2019  
Fumble Recovery..... 1 vs Marshall, 2020

**#29 CB MARCUS LAFRANCE**

Tackles..... 5 vs WKU, 2019  
Solo Tackles..... 4 vs WKU, 2019  
Pass Breakups..... 0  
Interceptions..... 0  
Tackles for Loss..... 0.5 vs WKU, 2019

**#30 S MARVAE MYERS-GLOVER**

Tackles..... 4 vs Marshall, 2019; vs Troy, 2020  
Solo Tackles..... 4 vs Marshall, 2019  
Pass Breakups..... 1 vs Troy, 2020  
Interceptions..... 0

**#31 CB DAVON MARTIN**

Tackles..... TBD  
Solo Tackles..... TBD  
Tackles for Loss..... TBD  
Pass Breakups..... TBD  
Interception..... TBD

**#32 RB MARTELL PETTAWAY**

Rushes..... 30 vs Iowa State, 2016  
Rushing Yards..... 181 vs Iowa State, 2016  
Rushing TD..... 2, three times  
Long Run..... 55 vs Texas, 2018  
Receptions..... 2 vs Kansas, 2018  
Receiving Yards..... 34 vs Ok. State, 2018  
Long Reception..... 34 vs Ok. State, 2018

**#33 CB DECORIAN PATTERSON**

Tackles..... 9 vs FIU, 2020  
Solo Tackles..... 6, four times  
Tackles for Loss..... 2.5 vs Troy, 2020  
Pass Breakups..... 2 vs TSU, FAU, FIU, 2019  
Sacks..... 1.5 vs Troy, 2020  
Interceptions..... 1 vs Troy, 2020  
Fumble Recovery..... 1 vs WKU, 2020  
Forced Fumble..... 1 vs FIU, 2020

**#34 RB AMIR RASUL**

Rushes..... 14 vs VT, 2021  
Rushing Yards..... 62 vs Delaware St., 2017  
Rushing TD..... 1 vs N. Illinois, 2018  
Long Run..... 23 vs Delaware St., 2017  
Receptions..... 1, four times  
Receiving Yards..... 11 vs Delaware St., 2017  
Long Reception..... 11 vs Delaware St., 2017

**#35 LB JALEN DAVIS**

Tackles..... 5 vs Rice, 2019  
Solo Tackles..... 3 vs Rice, 2019  
Tackles for Loss..... 1.0 vs FIU, Rice, 2019  
Pass Breakups..... 0

**#36 RB FRANK PEASANT**

Rushes..... 6 vs Troy, 2020  
Rushing Yards..... 27 vs Troy, 2020; Monmouth, 2021  
Rushing TD..... 1 vs Troy, 2020  
Long Run..... 20 vs Troy, 2020  
Receptions..... 0



## CAREER HIGHS

Receiving Yards ..... 0  
 Long Reception ..... 0

**#42 LB CODY SMITH**

Tackles ..... 9 vs Troy, 2020  
 Solo Tackles ..... 8 vs Troy, 2020  
 Tackles for Loss ..... 3.0 vs Rice, 2020  
 Pass Breakup ..... 1 vs TSU, 2019  
 Sacks ..... 2.0 vs Troy, 2020  
 Forced Fumble ..... 1 vs Troy, Rice, 2020

**#44 RB CHATON MOBLEY**

Rushes ..... 25 vs WKU, 2018  
 Rushing Yards ..... 198 vs WKU, 2018  
 Rushing TD ..... 2, three times  
 Long Run ..... 60 vs WKU, 2018  
 Receptions ..... 5 vs UK, 2018  
 Receiving Yards ..... 82 vs WKU, 2019  
 Long Reception ..... 25 vs UK, 2018  
 Receiving TD ..... 1 vs UK, 2018; vs UTSA, 2020

**#49 DL JORDEN STARLING**

Tackles ..... 7 vs Troy, 2020  
 Solo Tackles ..... 5 vs Troy, 2020  
 Tackles for Loss ..... 1.0, three times  
 Pass Breakup ..... 1 vs UTSA, 2020  
 Forced Fumble ..... 1 vs Monmouth, 2021

**#52 DL DARIUS "JUJU" WILLIAMS**

Tackles ..... 2 vs Rice, 2020  
 Solo Tackles ..... 2 vs Rice, 2020  
 Tackles for Loss ..... 0

**#57 DL MARLEY COOK**

Tackles ..... 4 vs Monmouth, 2021  
 Solo Tackles ..... 3 vs Monmouth, 2021  
 Tackles for Loss ..... 1.0 vs Monmouth, 2021  
 Sacks ..... 1.0 vs Monmouth, 2021  
 Forced Fumble ..... 1 vs Monmouth, 2021

**#81 WR CJ WINDHAM**

Receptions ..... 7 vs Rice, 2020; vs Monmouth, 2021  
 Receiving Yards ..... 109 vs Rice, 2020  
 Long Reception ..... 56 vs UTM, 2018  
 Receiving TD ..... 2 vs UTM, 2018; Duke, 2019

**#83 WR JAYLIN LANE**

Receptions ..... 4 vs Monmouth, 2021  
 Receiving Yards ..... 91 vs Monmouth, 2021  
 Long Reception ..... 35 vs Monmouth, 2021  
 Receiving TD ..... 1, twice  
 Long Punt Return ..... 70 vs Monmouth, 2021

**#84 WR ELIJAH METCALF**

Receptions ..... 3 vs VT, 2021  
 Receiving Yards ..... 48 vs VT, 2021  
 Long Reception ..... 26 vs VT, 2021  
 Receiving TD ..... 0

**#86 WR JAMICHAEL THOMPSON**

Receptions ..... 2, twice  
 Receiving Yards ..... 25 vs WKU, 2020  
 Long Reception ..... 21 vs WKU, 2020  
 Receiving TD ..... 0

**#87 WR MARQUEL TINSLEY**

Receptions ..... 3 vs FIU, 2020  
 Receiving Yards ..... 38 vs FIU, 2020  
 Long Reception ..... 23 vs FIU, 2020  
 Receiving TD ..... 1 vs VT, 2021

**#89 WR YUSUF ALI**

Receptions ..... 8 vs UTSA, 2020  
 Receiving Yards ..... 98 vs Rice, 2020  
 Long Reception ..... 31 vs FAU, 2019  
 Touchdown ..... 1 vs Rice, 2020

**#91 DL JORDAN FERGUSON**

Tackles ..... 9 vs Rice, 2020  
 Solo Tackles ..... 6 vs ASU, 2017  
 Tackles for Loss ..... 3.0 vs ODU, 2017  
 Sacks ..... 1.5 vs WKU, 2020  
 Interceptions ..... 1 vs FIU, 2017  
 Fumble Recovery ..... 1, twice  
 Forced Fumble ..... 1 vs Monmouth, 2021

**#94 DL RALPH MENCY**

Tackles ..... 2 vs Army, 2020  
 Solo Tackles ..... 1 vs VT, 2021  
 Tackles for Loss ..... 0  
 Sacks ..... 0

**#96 DL ZAYLIN WOOD**

Tackles ..... 5 vs Monmouth, 2021  
 Solo Tackles ..... 3 vs Monmouth, 2021  
 Tackles for Loss ..... 1.0 vs Monmouth, 2021  
 Sacks ..... 0


**#97 DL QUINDARIUS DUNNIGAN**

Tackles ..... 3 vs Rice, 2020  
 Solo Tackles ..... 1 vs WKU, 2020  
 Tackles for Loss ..... 0  
 Sacks ..... 0

**#99 DL JORDAN BRANCH**

Tackles ..... 4 vs Monmouth, 2021  
 Solo Tackles ..... 1, seven times  
 Tackles for Loss ..... 1.0 vs Michigan, 2019; VT, 2021  
 Sacks ..... 1.0 vs Michigan, 2019  
 Fumble Recovery ..... 1 vs FIU, 2019  
 Pass Breakup ..... 1 vs WKU, 2020

# MIDDLE TENNESSEE FOOTBALL

<b>GM 1 • 9/4/21 • Floyd Stadium (15,017) • Murfreesboro • 6 PM</b>		
	<b>MONMOUTH</b>	<b>15</b>
	<b>MIDDLE TENNESSEE</b>	<b>50</b>

**MURFREESBORO** - Middle Tennessee Football rode the momentum of two second-quarter takeaways to take charge in the season opener, converting two Monmouth fumbles into touchdowns to power the Blue Raiders to a 50-15 win at Johnny "Red" Floyd Stadium.

Jaylin Lane got the scoring started in the second quarter, returning a punt 70 yards for his first career punt return touchdown to give Middle Tennessee an early 7-0 lead.

After the Hawks tied the game, Jordan Ferguson forced the first fumble of the night with a sack on Monmouth's Tony Mustkett with 2:47 to go in the second quarter, where Richard Kinley's recovery set up a 29-yard TD pass from Bailey Hockman to DJ England-Chisolm.

Ferguson recovered a fumble the very next defensive series, forced by Marley Cook, with 57 seconds left in the half, leading to a 32-yard pass from Hockman to Jaylin Lane to put the Blue Raiders up 21-7 at halftime.

The second half would see a 10-yard Wildcat touchdown run from Chaton Mobley in the third quarter and an interception returned 44-yards for a touchdown by Teldrick Ross in the fourth to help ice the game for MT. Ross' pick-6 was the Blue Raiders' first since 2019.

Hockman would connect with his old high school wideout, CJ Windham, for his third touchdown of the night to finish his evening at quarterback.

Jurriente Davis would make an impact play in his Blue Raider debut late in the fourth quarter, recovering a fumble forced by Jordan Starling in the red zone, setting up a Martell Pettaway touchdown run.

It marked the first time since 2014 (August 30, 61-7 over Savannah State) the Blue Raiders scored a touchdown via all three facets of the game.

Score by Quarters	1	2	3	4	Score	
Monmouth	0	7	8	0	-	15 Record: (0-1)
Middle Tennessee	0	21	7	22	-	50 Record: (1-0)

### Scoring Summary

Q	Time	Team	Scoring Play
2nd	14:44	MT	Lane 70 punt return (Rankin PAT)
2nd	8:51	MU	Archie 22 pass from Muskett (Null PAT), 12-79, 5:47
2nd	1:44	MT	England-Chisolm 29 pass from Hockman (Rankin PAT), 4-58, 1:03
2nd	:44	MT	Lane 32 pass from Hockman (Rankin PAT), 2-35, :13
3rd	8:33	MT	Mobley 9 run (Rankin PAT), 7-65, 2:52
3rd	2:12	MU	Muskett 1 run (Moore pass from Muskett), 14-75, 6:21
4th	13:30	MT	Ross 44 INT (Hockman pass from Marshall)
4th	9:47	MT	Windham 6 pass from Hockman (Usry PAT), 4-38, 1:43
4th	6:03	MT	Pettaway 9 run (Usry PAT), 2-7, :44

	MU	MT
FIRST DOWNS	17	19
RUSHES-YARDS (NET)	38-88	34-89
PASSING YARDS (NET)	186	248
Passes Comp-Att-Int	27-42-1	20-26-0
TOTAL OFFENSE PLAYS-YARDS	80-274	60-337
Fumble Returns-Yards	0-0	1-3
Punt Returns-Yards	1-4	2-70-1
Kickoff Returns-Yards	2-34	1-15
Interception Returns-Yards	0-0	1-44-1
Punts (Number-Avg)	5-37.4	5-45.0
Fumbles-Lost	3-3	1-0
Penalties-Yards	2-15	7-55
Possession Time	33:53	26:07
Third-Down Conversions	6-17	3-10
Fourth-Down Conversions	3-5	0-2
Red Zone Scores-Chances	1-1	4-5
Sacks By: Number-Yards	2-27	3-28


**RUSHING:** Middle Tennessee-Peasant 5-27; Anderson 3-25; Mobley 4-24; Cunningham 2-19; Rasul 7-18; DiLiello 2-13; England-Chisolm 1-6; Pettaway 3-6; Thompson 1-(-2); Palmer 0-(-7); Team 2-(-7); Elder 2-(-10); Hockman 2-(-23). Monmouth-Farri 18-99; Shirden 8-6; Barnes 4-4; Wright 3-(-1); Muskett 5-(-20).

**PASSING:** Middle Tennessee-Hockman 17-22-0-215; Cunningham 3-4-0-33. Monmouth-Muskett 25-39-1-177; Smyth 2-3-0-9.

**RECEIVING:** Middle Tennessee-Windham 5-46; Lane 4-91; Pierce 4-38; England-Chisolm 2-42; Marshall 2-15; Thompson 1-13; Metcalf 2-4; Peasant 1-(-1). Monmouth-Moore 6-30; Greene 5-71; Archie 5-47; Tredway 4-6; Kearney 2-19; Marcus 2-7; Miller 1-6; Bryant 1-4; Wright 1-(-4).

**INTERCEPTIONS:** Middle Tennessee-Ross 1-44. Monmouth-NONE.

**FUMBLES:** Middle Tennessee-Hockman 1-0. Monmouth-Tony Muskett 1-1, Owen Wright 1-1, Jaden Shirden 1-1

<b>GM 2 • 9/11/21 • Lane Stadium (53,680) • Blacksburg • 1 PM</b>		
	<b>MIDDLE TENNESSEE</b>	<b>14</b>
	<b>VIRGINIA TECH</b>	<b>35</b>

**BLACKSBURG** - Middle Tennessee held serve early against No. 19 Virginia Tech, but a strong second half from the Hokie offense proved to be the difference, as the Blue Raiders fell 35-14 at Lane Stadium.

Middle Tennessee was held to just seven yards of offense in the first quarter, and trailed 14-0 early in the second quarter when CJ Windham got the Blue Raiders on the board with a toe-tapping 5-yard touchdown catch with 5:17 left in the first half. Bailey Hockman tossed four passes for completions of ten yards or more on the drive, highlighted by a 27-yard strike to Jarrin Pierce.

The 14-7 scoreline would hold going into halftime, but an explosive first offensive drive put Virginia Tech up 21-7, the first of 21 unanswered points for the Blue Raiders' ACC opponent, allowing the Hokies to pull away and put the game on ice in the fourth quarter. MT finally broke through for a second half score with 30 seconds left in the game, as Chase Cunningham found Marquel Tinsley on a six yard out route near the front right pylon for a touchdown to push the Blue Raiders into double digits.

Virginia Tech outgained Middle Tennessee's yardage 375-349 overall, but the Blue Raiders held a 283-159 yard advantage in the air. Bailey Hockman completed 19 of 31 passes for 207 yards, tossing a touchdown and an interception on the day. Jimmy Marshall came up big in the receiving game, tying his career in catches with eight receptions for 111 yards. Chase Cunningham looked good in relief of Hockman late, going 7-for-8 for 76 yards and touchdown. in mop-up duty.

On defense, DQ Thomas tallied 11 tackles on the afternoon to lead the Blue Raiders, including a 13-yard sack in the first quarter. Reed Blankenship and Teldrick Ross followed close behind with eight and seven tackles, respectively, with both tallying a tackle for loss. Jordan Ferguson forced two QB hurries, while Decorian Patterson earned the defense's sole pass break up.

Score by Quarters	1	2	3	4	Score	
Middle Tennessee	0	7	0	7	-	14 Record: (1-1)
Virginia Tech	7	7	14	7	-	35 Record: (2-0)

### Scoring Summary

Q	Time	Team	Scoring Play
1st	:19	VT	Robinson 6 pass from Burmeister (Romo PAT)
2nd	8:55	VT	Blumrick 2 run (Romo PAT)
2nd	5:17	MT	Windham 5 pass from Hockman (Rankin PAT)
3rd	7:52	VT	Holston 29 run (Romo PAT)
3rd	3:16	VT	Blackshear 6 run (Romo PAT)
4th	11:27	VT	Blackshear 1 run (Romo PAT)
4th	:27	MT	Tinsley 6 pass from Cunningham (Rankin PAT)

	MT	VT
FIRST DOWNS	20	24
RUSHES-YARDS (NET)	36-66	39-224
PASSING YARDS (NET)	283	159
Passes Comp-Att-Int	26-40-1	17-28-0
TOTAL OFFENSE PLAYS-YARDS	76-349	67-383
Fumble Returns-Yards	0-0-0	0-0-0
Punt Returns-Yards	0-0-0	2-60-0
Kickoff Returns-Yards	1-18-0	3-108-0
Interception Returns-Yards	0-0-0	1-30-0
Punts (Number-Avg)	6-45.8	4-42.5
Fumbles-Lost	1-0	0-0
Penalties-Yards	6-52	3-26
Possession Time	31:33	28:27
Third-Down Conversions	7-16	7-12
Fourth-Down Conversions	2-3	1-1
Red Zone Scores-Chances	2-2	4-4
Sacks By: Number-Yards	1-13	3-20

**RUSHING:** Middle Tennessee-Rasul 14-39; Mobley 11-20; DiLiello 1-17; Pettaway 3-9; Cunningham 1-(-1); Peasant 2-(-4); Hockman 4-(-14). Virginia Tech-Blackshear 10-53; Burmeister 8-52; Blumrick 3-38; Holston 5-31; King 7-15; Kadum 2-13; Thomas 2-11; Turner 1-10; Mitchell 1-1.

**PASSING:** Middle Tennessee-Hockman 19-32-1-207; Cunningham 7-8-0-76. Virginia Tech-Burmeister 14-24-0-142; Kadum 3-4-0-17.

**RECEIVING:** Middle Tennessee-Marshall 8-111; Lane 4-30; Metcalf 3-48; Pierce 3-40; Windham 3-15-1; Anderson 1-12; Mobley 1-11; Thompson 1-5; Sweet 1-5.

**INTERCEPTIONS:** Middle Tennessee-NONE. Virginia Tech-Waller 1-30.

**FUMBLES:** Middle Tennessee-Windham 1-0. Virginia Tech-NONE.



**2021-22 Middle Tenn. Football  
Game Results  
All games**

**Team Results**

Date	Opponent		Score	Overall	Conf	Time	Attend
09/04/2021	Monmouth	W	50-15	1-0	0-0	4:02	15017
09/11/2021	at Virginia Tech	L	14-35	1-1	0-0	3:10	53680





2021-22 Middle Tenn. Football  
Overall Team Statistics  
All games

Team Statistics

	MTSU	OPP
<b>Scoring</b>	<b>64</b>	<b>50</b>
Points per game	32.0	25.0
Points Off Turnovers	29	7
<b>First Downs</b>	<b>39</b>	<b>41</b>
Rushing	17	24
Passing	22	15
Penalty	0	2
<b>Rushing Yardage</b>	<b>162</b>	<b>312</b>
Yards gained rushing	246	371
Yards lost rushing	84	59
Rushing attempts	70	77
Average per rush	2.3	4.1
Average per game	81.0	156.0
TDs Rushing	2	5
<b>Passing Yardage</b>	<b>531</b>	<b>345</b>
Comp-Att-Int	46-66-1	44-70-1
Average per pass	8.0	4.9
Average per catch	11.5	7.8
Average per game	265.5	172.5
TDs Passing	5	2
<b>Total offense</b>	<b>693</b>	<b>657</b>
Total plays	136	147
Average per play	5.1	4.5
Average per game	346.5	328.5
<b>Kick returns: #-Yards</b>	<b>2-33</b>	<b>5-142</b>
<b>Punt returns: #-Yards</b>	<b>2-70</b>	<b>3-64</b>
<b>Int returns: #-Yards</b>	<b>1-44</b>	<b>1-30</b>
<b>Kick return average</b>	<b>16.5</b>	<b>28.4</b>
<b>Punt return average</b>	<b>35.0</b>	<b>21.3</b>
<b>Int return average</b>	<b>44.0</b>	<b>30.0</b>
<b>Fumbles-Lost</b>	<b>2-0</b>	<b>3-3</b>
<b>Penalties-Yards</b>	<b>13-107</b>	<b>5-41</b>
Average per game	53.5	20.5
<b>Punts-Yards</b>	<b>11-500</b>	<b>9-357</b>
Average per punt	45.5	39.7
Net punt average	37.8	32.2
<b>Kickoffs-Yards</b>	<b>11-671</b>	<b>10-578</b>
Average per kick	61.0	57.8
Net kick average	37.4	37.4
<b>Time of possession / game</b>	<b>28:50</b>	<b>31:10</b>
<b>3rd-down conversion</b>	<b>10/26</b>	<b>13/29</b>
3rd-down pct	38%	45%
<b>4rd-down conversion</b>	<b>2/5</b>	<b>4/6</b>



2021-22 Middle Tenn. Football  
Overall Team Statistics  
All games

	MTSU	OPP
4rd-down pct	40%	67%
<b>Sacks by-Yards</b>	<b>4-41</b>	<b>5-47</b>
<b>Misc Yards</b>	<b>0</b>	<b>0</b>
<b>Touchdowns scored</b>	<b>9</b>	<b>7</b>
<b>Field goals - attempts</b>	<b>0-0</b>	<b>0-0</b>
<b>On-Side kicks</b>	<b>0-0</b>	<b>0-0</b>
<b>Red-zone scores</b>	<b>(6-7) 86%</b>	<b>(5-5) 100%</b>
<b>Red-zone touchdowns</b>	<b>(6-7) 86%</b>	<b>(5-5) 100%</b>
<b>PAT-attempts</b>	<b>(9-9) 100%</b>	<b>(7-7) 100%</b>
<b>Attendance</b>	<b>15017</b>	<b>53680</b>
Games / Avg per game	1/15017	1/53680
Neutral site games	-	0/0

**Score by Periods**

Team	1st	2nd	3rd	4th	OT	TOT
Middle Tenn.	0	28	7	29	0	64
Opponents	7	14	22	7	0	50



2021-22 Middle Tenn. Football  
Individual Statistics  
All games

### Rushing

Player	gp	att	gain	loss	net	avg	td	lg	avg/g
Amir Rasul	2	21	64	7	57	2.7	0	6	28.5
Chaton Mobley	2	15	47	3	44	2.9	1	11	22.0
Mike DiLiello	2	3	30	0	30	10.0	0	17	15.0
Brad Anderson	2	3	25	0	25	8.3	0	15	12.5
Frank Peasant	2	7	28	5	23	3.3	0	10	11.5
Chase Cunningham	2	3	22	4	18	6.0	0	22	9.0
Martell Pettaway	2	6	19	4	15	2.5	1	10	7.5
DJ England-Chisolm	2	1	6	0	6	6.0	0	6	3.0
JaMichael Thompson	2	1	0	2	-2	-2.0	0	0	-1.0
Micaleus Elder	2	2	0	10	-10	-5.0	0	0	-5.0
Bailey Hockman	2	6	5	42	-37	-6.2	0	5	-18.5
Team	2	2	0	7	-7	-3.5	0	0	-3.5
<b>Total</b>	<b>2</b>	<b>70</b>	<b>246</b>	<b>84</b>	<b>162</b>	<b>2.3</b>	<b>2</b>	<b>22</b>	<b>81.0</b>
<b>Opponents</b>	<b>2</b>	<b>77</b>	<b>371</b>	<b>59</b>	<b>312</b>	<b>4.1</b>	<b>5</b>	<b>33</b>	<b>156.0</b>

### Passing

Player	gp	effic	comp-att-int	pct	yds	td	lg	avg/g
Bailey Hockman	2	153.1	36-54-1	66.7	422	4	35	211.0
Chase Cunningham	2	187.1	10-12-0	83.3	109	1	26	54.5
<b>Total</b>	<b>2</b>	<b>159.2</b>	<b>46-66-1</b>	<b>69.7</b>	<b>531</b>	<b>5</b>	<b>35</b>	<b>265.5</b>
<b>Opponents</b>	<b>2</b>	<b>110.8</b>	<b>44-70-1</b>	<b>62.9</b>	<b>345</b>	<b>2</b>	<b>47</b>	<b>172.5</b>

### Receiving

Player	gp	no.	yds	avg	td	lg	avg/g
Jimmy Marshall	2	10	126	12.6	0	26	63.0
CJ Windham	2	8	61	7.6	2	18	30.5
Jaylin Lane	2	8	121	15.1	1	35	60.5
Jarrin Pierce	2	7	78	11.1	0	27	39.0
Elijah Metcalf	2	4	52	13.0	0	26	26.0
DJ England-Chisolm	2	2	42	21.0	1	29	21.0
JaMichael Thompson	2	2	18	9.0	0	13	9.0
Marquel Tinsley	2	1	6	6.0	1	6	3.0
Chaton Mobley	2	1	11	11.0	0	11	5.5
Brad Anderson	2	1	12	12.0	0	12	6.0
Frank Peasant	2	1	-1	-1.0	0	0	-0.5
Tyler Sweet	2	1	5	5.0	0	5	2.5
<b>Total</b>	<b>2</b>	<b>46</b>	<b>531</b>	<b>11.5</b>	<b>5</b>	<b>35</b>	<b>265.5</b>
<b>Opponents</b>	<b>2</b>	<b>44</b>	<b>345</b>	<b>7.8</b>	<b>2</b>	<b>47</b>	<b>172.5</b>

### Punt Returns

Player	no.	yds	avg	td	lg
Jaylin Lane	2	70	35.0	0	70
<b>Total</b>	<b>2</b>	<b>70</b>	<b>35.0</b>	<b>0</b>	<b>70</b>
<b>Opponents</b>	<b>3</b>	<b>64</b>	<b>21.3</b>	<b>0</b>	<b>59</b>

### Interceptions

Player	no.	yds	avg	td	lg
Teldrick Ross	1	44	44.0	1	44
<b>Total</b>	<b>1</b>	<b>44</b>	<b>44.0</b>	<b>1</b>	<b>44</b>
<b>Opponents</b>	<b>1</b>	<b>30</b>	<b>30.0</b>	<b>0</b>	<b>30</b>

### Kick Returns

Player	no.	yds	avg	td	lg
Jaylin Lane	1	18	18.0	0	18
Amir Rasul	1	15	15.0	0	15
<b>Total</b>	<b>2</b>	<b>33</b>	<b>16.5</b>	<b>0</b>	<b>18</b>
<b>Opponents</b>	<b>5</b>	<b>142</b>	<b>28.4</b>	<b>0</b>	<b>56</b>

### Fumble Returns

Player	no.	yds	avg	td	lg
<b>Total</b>	<b>0</b>	<b>0</b>	<b>0.0</b>	<b>0</b>	<b>0</b>
<b>Opponents</b>	<b>0</b>	<b>0</b>	<b>0.0</b>	<b>0</b>	<b>0</b>



**2021-22 Middle Tenn. Football  
Individual Statistics  
All games**

**Scoring**

Player	td	fg	PAT					dxd	saf	pts
			kick	rush	rcv	pass	pass			
CJ Windham	2	-	-	-	-	-	-	-	-	12
Jaylin Lane	2	-	-	-	-	-	-	-	-	12
Marquel Tinsley	1	-	-	-	-	-	-	-	-	6
Chaton Mobley	1	-	-	-	-	-	-	-	-	6
Teldrick Ross	1	-	-	-	-	-	-	-	-	6
DJ England-Chisolm	1	-	-	-	-	-	-	-	-	6
Zeke Rankin	-	-	6-6	-	-	-	-	-	-	6
Martell Pettaway	1	-	-	-	-	-	-	-	-	6
Alex Usry	-	-	2-2	-	-	-	-	-	-	2
Bailey Hockman	-	-	-	-	1	-	-	-	-	2
<b>Total</b>	<b>9</b>	<b>0-0</b>	<b>8-8</b>	<b>0</b>	<b>1</b>	<b>1</b>	<b>0</b>	<b>0</b>	<b>0</b>	<b>64</b>
<b>Opponents</b>	<b>7</b>	<b>0-0</b>	<b>6-6</b>	<b>0</b>	<b>1</b>	<b>1</b>	<b>0</b>	<b>0</b>	<b>0</b>	<b>50</b>

**Field Goals**

Player	fg	pct.	01-19	20-29	30-39	40-49	50-99	lg	blk
<b>Opponents</b>	<b>0-0</b>	<b>0.0</b>	<b>0-0</b>	<b>0-0</b>	<b>0-0</b>	<b>0-0</b>	<b>0-0</b>	<b>0</b>	<b>0</b>

**FG Sequence**

Team Name	Middle Tenn.	Opponents

Numbers in (parentheses) indicate field goal was made

**Total Offense**

Player	g	plays	rush	pass	total	avg/g
Bailey Hockman	2	60	-37	422	385	192.5
Chase Cunningham	2	15	18	109	127	63.5
Amir Rasul	2	21	57	0	57	28.5
Chaton Mobley	2	15	44	0	44	22.0
Mike DiLiello	2	3	30	0	30	15.0
Brad Anderson	2	3	25	0	25	12.5
Frank Peasant	2	7	23	0	23	11.5
Martell Pettaway	2	6	15	0	15	7.5
DJ England-Chisolm	2	1	6	0	6	3.0
JaMichael Thompson	2	1	-2	0	-2	-1.0
Micaleus Elder	2	2	-10	0	-10	-5.0
Team	2	0	-7	0	-7	-3.5
<b>Total</b>	<b>2</b>	<b>136</b>	<b>162</b>	<b>531</b>	<b>693</b>	<b>346.5</b>
<b>Opponents</b>	<b>2</b>	<b>147</b>	<b>312</b>	<b>345</b>	<b>657</b>	<b>328.5</b>

**Punting**

Player	no.	yds	avg	lg	tb	fc	i20	50+	blk
Kyle Ulbrich	11	500	45.5	56	1	5	4	3	0
<b>Total</b>	<b>11</b>	<b>500</b>	<b>45.5</b>	<b>56</b>	<b>1</b>	<b>5</b>	<b>4</b>	<b>3</b>	<b>0</b>
<b>Opponents</b>	<b>9</b>	<b>357</b>	<b>39.7</b>	<b>50</b>	<b>0</b>	<b>4</b>	<b>3</b>	<b>1</b>	<b>0</b>

**Kickoffs**

Player	no.	yds	avg	tb	ob	retn	net	ydln
Scott Payne	10	623	62.3	1	0			
Alex Usry	1	48	48.0	0	0			
<b>Total</b>	<b>11</b>	<b>671</b>	<b>61.0</b>	<b>1</b>	<b>0</b>	<b>5</b>	<b>37.4</b>	<b>27</b>
<b>Opponents</b>	<b>10</b>	<b>578</b>	<b>57.8</b>	<b>4</b>	<b>0</b>	<b>2</b>	<b>37.4</b>	<b>27</b>





2021-22 Middle Tenn. Football  
Individual Statistics  
All games

All Purpose

Player	g	rush	rcv	pr	kr	ir	total	avg/g
Jaylin Lane	2	0	121	70	18	0	209	104.5
Jimmy Marshall	2	0	126	0	0	0	126	63.0
Jarrin Pierce	2	0	78	0	0	0	78	39.0
Amir Rasul	2	57	0	0	15	0	72	36.0
CJ Windham	2	0	61	0	0	0	61	30.5
Chaton Mobley	2	44	11	0	0	0	55	27.5
Elijah Metcalf	2	0	52	0	0	0	52	26.0
DJ England-Chisolm	2	6	42	0	0	0	48	24.0
Teldrick Ross	2	0	0	0	0	44	44	22.0
Brad Anderson	2	25	12	0	0	0	37	18.5
Mike DiLiello	2	30	0	0	0	0	30	15.0
Frank Peasant	2	23	-1	0	0	0	22	11.0
Chase Cunningham	2	18	0	0	0	0	18	9.0
JaMichael Thompson	2	-2	18	0	0	0	16	8.0
Martell Pettaway	2	15	0	0	0	0	15	7.5
Marquel Tinsley	2	0	6	0	0	0	6	3.0
Tyler Sweet	2	0	5	0	0	0	5	2.5
Micaleus Elder	2	-10	0	0	0	0	-10	-5.0
Bailey Hockman	2	-37	0	0	0	0	-37	-18.5
Team	2	-7	0	0	0	0	-7	-3.5
<b>Total</b>	<b>2</b>	<b>162</b>	<b>531</b>	<b>70</b>	<b>33</b>	<b>44</b>	<b>840</b>	<b>420.0</b>
<b>Opponents</b>	<b>2</b>	<b>312</b>	<b>345</b>	<b>64</b>	<b>142</b>	<b>30</b>	<b>893</b>	<b>446.5</b>



2021-22 Middle Tenn. Football  
Overall Defense Statistics  
All games

Team Defense

##	Player	gp	Tackles				Sacks	Pass defense			Fumbles		blkd	
			ua	a	tot	tfl/yds		no-yds	int-yds	brup	qbh	fr-yds	ff	kick
20	DQ Thomas	2	14	6	20	3-18	1-13	.	.	.	.	.	.	.
19	Teldrick Ross	2	11	3	14	1-1	.	1-44	.	.	.	.	.	.
12	Reed Blankenship	2	8	5	13	2-2	.	.	.	.	.	.	.	.
4	Johnathan Butler	2	7	5	12	.	.	.	.	2	.	.	.	.
1	Gregory Grate	2	7	4	11	.	.	.	.	.	.	.	.	.
33	Decorian Patterson	2	7	3	10	.	.	.	2	.	.	.	.	.
6	Jurriente Davis	2	4	4	8	.	.	.	.	.	1-0	.	.	.
0	Richard Kinley	2	4	3	7	.	.	.	.	2	1-0	.	.	.
57	Marley Cook	2	3	3	6	1-2	1-2	.	.	1	.	1	.	.
96	Zaylin Wood	2	3	3	6	1-1	.	.	.	.	.	.	.	.
17	Tra Fluellen	2	3	2	5	1-18	1-18	.	.	.	.	.	.	.
88	Ja'Kerrius Wyatt	2	2	3	5	.	.	.	.	.	.	.	.	.
99	Jordan Branch	2	2	3	5	1-1	.	.	.	1	.	.	.	.
91	Jordan Ferguson	2	3	1	4	3-10	1-8	.	.	3	1-0	1	.	.
49	Jorden Starling	1	1	2	3	.	.	.	.	1	.	1	.	.
42	Cody Smith	2	1	2	3	.	.	.	.	1	.	.	.	.
5	Deonte Stanley	2	1	1	2	.	.	.	.	.	.	.	.	.
98	JR Bivens	1	2	.	2	.	.	.	.	.	.	.	.	.
41	Raquon Hartley	1	2	.	2	.	.	.	.	.	.	.	.	.
29	Marcus LaFrance	1	1	.	1	.	.	.	.	.	.	.	.	.
93	Vincent Dinkins	1	1	.	1	.	.	.	.	.	.	.	.	.
7	DJ England-Chisolm	1	1	.	1	.	.	.	.	.	.	.	.	.
35	Jalen Davis	1	.	1	1	.	.	.	.	.	.	.	.	.
94	Ralph Mency	1	1	.	1	.	.	.	.	.	.	.	.	.
10	Bailey Hockman	1	1	.	1	.	.	.	.	.	.	.	.	.
84	Elijah Metcalf	1	1	.	1	.	.	.	.	.	.	.	.	.
69	Brody Butler	1	1	.	1	.	.	.	.	.	.	.	.	.
62	Jordan Palmer	1	.	.	.	.	.	.	.	.	1-0	.	.	.
	<b>Totals</b>	<b>2</b>	<b>92</b>	<b>54</b>	<b>146</b>	<b>13-53</b>	<b>4-41</b>	<b>1-44</b>	<b>2</b>	<b>11</b>	<b>4-0</b>	<b>3</b>	<b>0</b>	<b>0</b>
	Opponents	2	74	58	132	21-82	5-47	1-30	8	5	0-0	2	0	0



**2021-22 Middle Tenn. Football  
Team Game-by-Game  
All games**

Date	Opponent	Rushing				Receiving				Passing				Kick Returns				Punt Returns				tot off		
		no.	yds	td	lg	no.	yds	td	lg	cmp	att	int	yds	td	lg	no.	yds	td	lg	no.	yds		td	lg
09/04/2021	Monmouth	34	96	2	22	20	248	3	35	20	26	0	248	3	35	1	15	0	15	2	70	1	70	344
09/11/2021	at Virginia Tech	36	66	0	17	26	283	2	27	26	40	1	283	2	27	1	18	0	18	0	0	0	0	349
<b>Middle Tenn.</b>		<b>70</b>	<b>162</b>	<b>2</b>	<b>22</b>	<b>46</b>	<b>531</b>	<b>5</b>	<b>35</b>	<b>46</b>	<b>66</b>	<b>1</b>	<b>531</b>	<b>5</b>	<b>35</b>	<b>2</b>	<b>33</b>	<b>0</b>	<b>18</b>	<b>2</b>	<b>70</b>	<b>1</b>	<b>70</b>	<b>693</b>
<b>Opponents</b>		<b>77</b>	<b>312</b>	<b>5</b>	<b>33</b>	<b>44</b>	<b>345</b>	<b>2</b>	<b>47</b>	<b>44</b>	<b>70</b>	<b>1</b>	<b>345</b>	<b>2</b>	<b>47</b>	<b>5</b>	<b>142</b>	<b>0</b>	<b>56</b>	<b>3</b>	<b>64</b>	<b>0</b>	<b>59</b>	<b>657</b>

**Middle Tenn. Averages**

Games	Avg/ rush	Avg/ catch	Pass effc	KR avg	PR avg	All purpose avg/game	Total offense avg/game
2	2.3	11.5	159.2	16.5	35.0	420.0	346.5

Date	Opponent	Tackles			Sacks	Fumble	Pass Defense			blkd	PAT attempts			off				
		ua	a	total	tfl-yds	no-yds	ff	fr-yds	int-yds	qbh	brup	kick	kick	rush	rcv	saf	t/o	pts
09/04/2021	Monmouth	47	36	83	8.0-36	3-28	3	4-0	1-44	5	1	0	6-6	0	1	0	29	50
09/11/2021	at Virginia Tech	45	18	63	5.0-17	1-13	0	0-0	0-0	6	1	0	2-2	0	0	0	0	14
<b>Middle Tenn.</b>		<b>92</b>	<b>54</b>	<b>146</b>	<b>13.0-53</b>	<b>4-41</b>	<b>3</b>	<b>4-0</b>	<b>1-44</b>	<b>11</b>	<b>2</b>	<b>0</b>	<b>8-8</b>	<b>0</b>	<b>1</b>	<b>0</b>	<b>29</b>	<b>64</b>
<b>Opponents</b>		<b>74</b>	<b>58</b>	<b>132</b>	<b>21.0-82</b>	<b>5-47</b>	<b>2</b>	<b>0-0</b>	<b>1-30</b>	<b>5</b>	<b>8</b>	<b>0</b>	<b>6-6</b>	<b>0</b>	<b>1</b>	<b>0</b>	<b>7</b>	<b>50</b>

Date	Opponent	Punting									Field Goals			Kickoffs				
		no.	yds	avg	long	blkd	tb	fc	50+	i20	md-att	long	blkd	no.	yds	avg	tb	ob
09/04/2021	Monmouth	5	225	45.0	47	0	1	3	0	1	0-0	0	0	8	493	61.6	1	0
09/11/2021	at Virginia Tech	6	275	45.8	56	0	0	2	3	3	0-0	0	0	3	178	59.3	0	0
<b>Middle Tenn.</b>		<b>11</b>	<b>500</b>	<b>45.5</b>	<b>56</b>	<b>0</b>	<b>1</b>	<b>5</b>	<b>3</b>	<b>4</b>	<b>0-0</b>	<b>0</b>	<b>0</b>	<b>11</b>	<b>671</b>	<b>61.0</b>	<b>1</b>	<b>0</b>
<b>Opponents</b>		<b>9</b>	<b>357</b>	<b>39.7</b>	<b>50</b>	<b>0</b>	<b>0</b>	<b>4</b>	<b>1</b>	<b>3</b>	<b>0-0</b>	<b>0</b>	<b>0</b>	<b>10</b>	<b>578</b>	<b>57.8</b>	<b>4</b>	<b>0</b>



**2021-22 Middle Tenn. Football  
Opponents Game-by-Game  
All games**

Date	Opponent	Rushing				Receiving				Passing				Kick Returns				Punt Returns				tot off		
		no.	yds	td	lg	no.	yds	td	lg	cmp	att	int	yds	td	lg	no.	yds	td	lg	no.	yds		td	lg
09/04/2021	Monmouth	38	88	1	27	27	186	1	26	27	42	1	186	1	26	2	34	0	18	1	4	0	4	274
09/11/2021	at Virginia Tech	39	224	4	33	17	159	1	47	17	28	0	159	1	47	3	108	0	56	2	60	0	59	383
<b>Opponents</b>		<b>77</b>	<b>312</b>	<b>5</b>	<b>33</b>	<b>44</b>	<b>345</b>	<b>2</b>	<b>47</b>	<b>44</b>	<b>70</b>	<b>1</b>	<b>345</b>	<b>2</b>	<b>47</b>	<b>5</b>	<b>142</b>	<b>0</b>	<b>56</b>	<b>3</b>	<b>64</b>	<b>0</b>	<b>59</b>	<b>657</b>
<b>Middle Tenn.</b>		<b>70</b>	<b>162</b>	<b>2</b>	<b>22</b>	<b>46</b>	<b>531</b>	<b>5</b>	<b>35</b>	<b>46</b>	<b>66</b>	<b>1</b>	<b>531</b>	<b>5</b>	<b>35</b>	<b>2</b>	<b>33</b>	<b>0</b>	<b>18</b>	<b>2</b>	<b>70</b>	<b>1</b>	<b>70</b>	<b>693</b>

**Opponents Averages**

Games	Avg/ rush	Avg/ catch	Pass effic	KR avg	PR avg	All purpose avg/game	Total offense avg/game
2	4.1	7.8	110.8	28.4	21.3	446.5	328.5

Date	Opponent	Tackles				Sacks	Fumble		Pass Defense			blkd	PAT attempts			off		
		ua	a	total	tfl-yds	no-yds	ff	fr-yds	int-yds	qbh	brup	kick	kick	rush	rcv	saf	t/o	pts
09/04/2021	Monmouth	37	22	59	12.0-48	2-27	1	0-0	0-0	1	3	0	1-1	0	1	0	0	15
09/11/2021	at Virginia Tech	37	36	73	9.0-34	3-20	1	0-0	1-30	4	5	0	5-5	0	0	0	7	35
<b>Opponents</b>		<b>74</b>	<b>58</b>	<b>132</b>	<b>21.0-82</b>	<b>5-47</b>	<b>2</b>	<b>0-0</b>	<b>1-30</b>	<b>5</b>	<b>8</b>	<b>0</b>	<b>6-6</b>	<b>0</b>	<b>1</b>	<b>0</b>	<b>7</b>	<b>50</b>
<b>Middle Tenn.</b>		<b>92</b>	<b>54</b>	<b>146</b>	<b>13.0-53</b>	<b>4-41</b>	<b>3</b>	<b>4-0</b>	<b>1-44</b>	<b>11</b>	<b>2</b>	<b>0</b>	<b>8-8</b>	<b>0</b>	<b>1</b>	<b>0</b>	<b>29</b>	<b>64</b>

Date	Opponent	Punting								Field Goals			Kickoffs					
		no.	yds	avg	long	blkd	tb	fc	50+	i20	md-att	long	blkd	no.	yds	avg	tb	ob
09/04/2021	Monmouth	5	187	37.4	46	0	0	1	0	0	0-0	0	0	4	195	48.8	2	0
09/11/2021	at Virginia Tech	4	170	42.5	50	0	0	3	1	3	0-0	0	0	6	383	63.8	2	0
<b>Opponents</b>		<b>9</b>	<b>357</b>	<b>39.7</b>	<b>50</b>	<b>0</b>	<b>0</b>	<b>4</b>	<b>1</b>	<b>3</b>	<b>0-0</b>	<b>0</b>	<b>0</b>	<b>10</b>	<b>578</b>	<b>57.8</b>	<b>4</b>	<b>0</b>
<b>Middle Tenn.</b>		<b>11</b>	<b>500</b>	<b>45.5</b>	<b>56</b>	<b>0</b>	<b>1</b>	<b>5</b>	<b>3</b>	<b>4</b>	<b>0-0</b>	<b>0</b>	<b>0</b>	<b>11</b>	<b>671</b>	<b>61.0</b>	<b>1</b>	<b>0</b>





2021-22 Middle Tenn. Football  
Games Played  
All games

##	Player	GP-GS	MU	Hokies
0	Richard Kinley	2/2	START	START
1	Gregory Grate	2/2	START	START
2	Izaiah Gathings	1/0	...	XXX
3	Quincy Riley	0/0	...	...
4	Johnathan Butler	2/2	START	START
5	Deonte Stanley	2/0	XXX	XXX
6	Jimmy Marshall	2/0	XXX	XXX
6	Jurriente Davis	2/2	START	START
7	DJ England-Chisolm	2/2	START	START
7	Zeke Rankin	2/0	XXX	XXX
8	Devyn Curtis	1/0	...	XXX
9	Jarrin Pierce	2/2	START	START
10	Jarek Campbell	0/0	...	...
10	Bailey Hockman	2/2	START	START
11	Brad Anderson	2/0	XXX	XXX
12	Reed Blankenship	2/2	START	START
12	Mike DiLiello	2/0	XXX	XXX
13	Kyle Ulbrich	2/0	XXX	XXX
13	Javonte Sherman	0/0	...	...
15	Raheme Fuller	2/0	XXX	XXX
15	Hayden Neighbors	0/0	...	...
16	Chase Cunningham	2/0	XXX	XXX
16	Kyle Kee	0/0	...	...
17	Tra Fluellen	2/0	XXX	XXX
18	Nicholas Vattiato	0/0	...	...
19	Teldrick Ross	2/2	START	START
20	DQ Thomas	2/2	START	START
21	Will Gilchrist	1/1	...	START
22	Micaleus Elder	2/0	XXX	XXX
23	Jalen Jackson	0/0	...	...
23	Jalen Montgomery	0/0	...	...
24	Scott Payne	2/0	XXX	XXX
24	Terry Wilkins	0/0	...	...
25	Bryce Bailey	1/0	XXX	...
26	Wayne Parks	2/0	XXX	XXX
27	Jai'Brian Bouye	0/0	...	...
28	Deidrick Stanley	2/0	XXX	XXX
29	Marcus LaFrance	2/0	XXX	XXX
30	Marvae Myers-Glover	0/0	...	...
30	Jakobe Thomas	0/0	...	...
31	Davon Martin	1/0	XXX	...
32	Martell Pettaway	2/0	XXX	XXX
33	Decorian Patterson	2/2	START	START
34	Amir Rasul	2/2	START	START
35	Jalen Davis	2/0	XXX	XXX
35	Tyler Sweet	2/0	XXX	XXX
36	Frank Peasant	2/0	XXX	XXX
37	James Shellman	2/0	XXX	XXX
38	ZaBrien Harden	0/0	...	...
38	Miles Tillman	0/0	...	...
39	Terrell Pack	0/0	...	...
40	Drew Francis	2/0	XXX	XXX
41	Raquon Hartley	2/0	XXX	XXX
42	Cody Smith	2/0	XXX	XXX
43	Parker Hughes	0/0	...	...
44	Chaton Mobley	2/0	XXX	XXX
45	Joeseph Sewell	2/1	START	XXX
46	Andrew Leak	2/0	XXX	XXX
47	Jacob Mahoney	0/0	...	...
48	Alex Usry	2/0	XXX	XXX



2021-22 Middle Tenn. Football  
Games Played  
All games

##	Player	GP-GS	MU	Hokies
49	Jorden Starling	2/0	XXX	XXX
50	Aran Mohamad-Ali	1/0	XXX	...
52	Juju Williams	0/0	...	...
53	Lance Robinson	2/2	START	START
54	Jacob King	1/0	XXX	...
55	Jahlil Ryles	0/0	...	...
55	Joseph Honeysucker	0/0	...	...
56	Adam Derry	1/0	XXX	...
57	Marley Cook	2/0	XXX	XXX
61	J'Shun Bodiford	1/0	XXX	...
62	Jordan Palmer	2/2	START	START
63	Wilson Kelly	1/0	XXX	...
64	Jacqui Graham	1/0	XXX	...
65	Marcus Greer	2/0	XXX	XXX
69	Brody Butler	2/0	XXX	XXX
70	Tyler Falvey	2/0	XXX	XXX
71	Conner Griffin	0/0	...	...
72	Netori Johnson	2/2	START	START
74	Steven Losoya	2/2	START	START
75	Jamari Williams	1/0	XXX	...
77	Eric Magwood	2/0	XXX	XXX
78	Dorian Hinton	2/2	START	START
80	Luke Bolger	1/0	XXX	...
81	CJ Windham	2/2	START	START
82	Taharin Sudderth	0/0	...	...
83	Jaylin Lane	2/0	XXX	XXX
84	Elijah Metcalf	2/0	XXX	XXX
85	Landon Burrell	0/0	...	...
86	JaMichael Thompson	2/0	XXX	XXX
87	Marquel Tinsley	2/0	XXX	XXX
88	Ja'Kerrius Wyatt	2/0	XXX	XXX
88	Jashawn Sheffield	0/0	...	...
89	Yusef Ali	0/0	...	...
91	Jordan Ferguson	2/2	START	START
92	Damonte Smith	0/0	...	...
93	Vincent Dinkins	1/0	XXX	...
94	Ralph Mency	2/0	XXX	XXX
95	Tyrece Edwards	0/0	...	...
96	Zaylin Wood	2/2	START	START
97	Quindarius Dunnigan	0/0	...	...
98	JR Bivens	2/0	XXX	XXX
99	Jordan Branch	2/2	START	START



2021-22 Middle Tenn. Football  
Total Tackles Game-by-Game  
All games

**Total Tackles**

Player	S-A	Total	MU	Hokies
DQ Thomas	14-6	20	4-5	10-1
Teldrick Ross	11-3	14	6-1	5-2
Reed Blankenship	8-5	13	2-3	6-2
Johnathan Butler	7-5	12	4-4	3-1
Gregory Grate	7-4	11	3-3	4-1
Decorian Patterson	7-3	10	6-2	1-1
Jurriente Davis	4-4	8	2-2	2-2
Richard Kinley	4-3	7	1-1	3-2
Zaylin Wood	3-3	6	3-2	0-1
Marley Cook	3-3	6	3-1	0-2
Tra Fluellen	3-2	5	2-2	1-0
Ja'Kerrius Wyatt	2-3	5	0-2	2-1
Jordan Branch	2-3	5	1-3	1-0
Jordan Ferguson	3-1	4	2-1	1-0
Cody Smith	1-2	3	0-2	1-0
Jorden Starling	1-2	3	1-2	-
Raquon Hartley	2-0	2	2-0	-
JR Bivens	2-0	2	2-0	-
Deonte Stanley	1-1	2	1-0	0-1
Marcus LaFrance	1-0	1	-	1-0
Bailey Hockman	1-0	1	-	1-0
Brody Butler	1-0	1	-	1-0
Elijah Metcalf	1-0	1	1-0	-
DJ England-Chisolm	1-0	1	-	1-0
Vincent Dinkins	1-0	1	1-0	DNP
Ralph Mency	1-0	1	-	1-0
Jalen Davis	0-1	1	-	0-1



2021-22 Middle Tenn. Football  
Rushing/Receiving Game-by-Game  
All games

**Rushing**

Player	No-Yds/TD	MU	Hokies
Amir Rasul	21-57/0	7-18/0	14-39/0
Chaton Mobley	15-44/1	4-24/1	11-20/0
Frank Peasant	7-23/0	5-27/0	2--4/0
Martell Pettaway	6-15/1	3-6/1	3-9/0
Bailey Hockman	6--37/0	2--23/0	4--14/0
Mike DiLiello	3-30/0	2-13/0	1-17/0
Brad Anderson	3-25/0	3-25/0	-
Chase Cunningham	3-18/0	2-19/0	1--1/0
Micaleus Elder	2--10/0	2--10/0	-
DJ England-Chisolm	1-6/0	1-6/0	-
JaMichael Thompson	1--2/0	1--2/0	-

**Receiving**

Player	No-Yds/TD	MU	Hokies
Jimmy Marshall	10-126/0	2-15/0	8-111/0
Jaylin Lane	8-121/1	4-91/1	4-30/0
CJ Windham	8-61/2	5-46/1	3-15/1
Jarrin Pierce	7-78/0	4-38/0	3-40/0
Elijah Metcalf	4-52/0	1-4/0	3-48/0
DJ England-Chisolm	2-42/1	2-42/1	-
JaMichael Thompson	2-18/0	1-13/0	1-5/0
Brad Anderson	1-12/0	-	1-12/0
Chaton Mobley	1-11/0	-	1-11/0
Marquel Tinsley	1-6/1	-	1-6/1
Tyler Sweet	1-5/0	-	1-5/0
Frank Peasant	1--1/0	1--1/0	-





### Punt Returns

Player	No-Yds	MU	Hokies
Jaylin Lane	2-70	2-70	-

### Kick Returns

Player	No-Yds	MU	Hokies
Jaylin Lane	1-18	-	1-18
Amir Rasul	1-15	1-15	-

### Interceptions Returns

Player	No-Yds	MU	Hokies
Teldrick Ross	1-44	1-44	-

### Fumble Returns

Player	No-Yds	MU	Hokies
--------	--------	----	--------



**2021-22 Middle Tenn. Football  
Sacks Game-by-Game  
All games**

---

<b>Player</b>	<b>UA-A</b>	<b>Total</b>	<b>MU</b>	<b>Hokies</b>
Tra Fluellen	1-0	1	1-18	-
DQ Thomas	1-0	1	-	1-13
Marley Cook	1-0	1	1-2	-
Jordan Ferguson	1-0	1	1-8	-



**2021-22 Middle Tenn. Football  
Tackles For Loss Game-by-Game  
All games**

<b>Player</b>	<b>UA-A</b>	<b>Total</b>	<b>MU</b>	<b>Hokies</b>
DQ Thomas	3-0	3.0	2.0-5	1.0-13
Jordan Ferguson	3-0	3.0	2.0-9	1.0-1
Reed Blankenship	2-0	2.0	1.0-1	1.0-1
Tra Fluellen	1-0	1.0	1.0-18	-
Teldrick Ross	1-0	1.0	-	1.0-1
Marley Cook	1-0	1.0	1.0-2	-
Zaylin Wood	1-0	1.0	1.0-1	-
Jordan Branch	1-0	1.0	-	1.0-1



### Fumbles

Player	No-Lost	MU	Hokies
Bailey Hockman	2-0	1-0	1-0

### Fumbles Forced

Player	Number	MU	Hokies
Jordan Starling	1	1	-
Marley Cook	1	1	-
Jordan Ferguson	1	1	-

### Fumbles Recovered

Player	Number	MU	Hokies
Richard Kinley	1	1	-
Jurriente Davis	1	1	-
Jordan Palmer	1	1	-
Jordan Ferguson	1	1	-



2021-22 Middle Tenn. Football  
Passing Game-by-Game  
All games

#10 Bailey Hockman	Comp	Att	Int	Pct	Yards	TD	Long	Sacked	Effic.
Monmouth	17	22	0	77.3	215	3	35	2-23	204.4
Virginia Tech	19	32	1	59.4	207	1	27	2-19	117.8
<b>Totals</b>	<b>36</b>	<b>54</b>	<b>1</b>	<b>66.7</b>	<b>422</b>	<b>4</b>	<b>35</b>	<b>4-42</b>	<b>153.1</b>

#16 Chase Cunningham	Comp	Att	Int	Pct	Yards	TD	Long	Sacked	Effic.
Monmouth	3	4	0	75.0	33	0	13	0-0	144.3
Virginia Tech	7	8	0	87.5	76	1	26	1-1	208.6
<b>Totals</b>	<b>10</b>	<b>12</b>	<b>0</b>	<b>83.3</b>	<b>109</b>	<b>1</b>	<b>26</b>	<b>1-1</b>	<b>187.1</b>





2021-22 Middle Tenn. Football  
Red-Zone Results  
All games

**Middle Tenn. Inside Opponent Red-Zone**

Date	Opponent	Score	Times In RZ	Times Scored	Total Pts	Total TDs	Rush TDs	Pass TDs	FGs Made	Failed to score inside RZ					
										FGA	Down	Int	Fumb	Half Game	
09/04/2021	Monmouth	W 50-15	5	4	28	4	2	2	0	0	1	0	0	0	0
09/11/2021	at Virginia Tech	L 14-35	2	2	14	2	0	2	0	0	0	0	0	0	0
<b>Totals 6 of 7 (85.7%)</b>			<b>7</b>	<b>6</b>	<b>42</b>	<b>6</b>	<b>2</b>	<b>4</b>	<b>0</b>	<b>0</b>	<b>1</b>	<b>0</b>	<b>0</b>	<b>0</b>	<b>0</b>

**Opponents Inside Middle Tenn. Red-Zone**

Date	Opponent	Score	Times In RZ	Times Scored	Total Pts	Total TDs	Rush TDs	Pass TDs	FGs Made	Failed to score inside RZ					
										FGA	Down	Int	Fumb	Half Game	
09/04/2021	Monmouth	W 50-15	1	1	8	1	1	0	0	0	0	0	0	0	0
09/11/2021	Virginia Tech	L 14-35	4	4	28	4	3	1	0	0	0	0	0	0	0
<b>Totals 5 of 5 (100.0%)</b>			<b>5</b>	<b>5</b>	<b>36</b>	<b>5</b>	<b>4</b>	<b>1</b>	<b>0</b>	<b>0</b>	<b>0</b>	<b>0</b>	<b>0</b>	<b>0</b>	<b>0</b>



**2021-22 Middle Tenn. Football  
Tackles Breakdown  
All games**

**All Tackles**

Player	Total	Rush	Pass	Sack	KO	Punt	Int	Fumb	FF	Other
DQ Thomas	20	0	0	3	0	0	0	0	0	17
Teldrick Ross	14	0	0	1	0	0	0	0	0	13
Reed Blankenship	13	0	0	2	0	0	0	0	0	11
Johnathan Butler	12	0	0	0	0	0	0	0	0	12
Gregory Grate	11	0	0	0	0	0	0	0	0	11
Decorian Patterson	10	0	0	0	0	0	0	0	0	10
Jurriente Davis	8	0	0	0	0	0	0	0	0	8
Richard Kinley	7	0	0	0	0	0	0	0	0	7
Marley Cook	6	0	0	1	0	0	0	0	0	5
Zaylin Wood	6	0	0	1	0	0	0	0	0	5
Tra Fluellen	5	0	0	1	0	0	0	0	0	4
Ja'Kerrius Wyatt	5	0	0	0	0	0	0	0	0	5
Jordan Branch	5	0	0	1	0	0	0	0	0	4
Jordan Ferguson	4	0	0	3	0	0	0	0	0	1
Cody Smith	3	0	0	0	0	0	0	0	0	3
Jorden Starling	3	0	0	0	0	0	0	0	0	3
JR Bivens	2	0	0	0	0	0	0	0	0	2
Raquon Hartley	2	0	0	0	0	0	0	0	0	2
Deonte Stanley	2	0	0	0	0	0	0	0	0	2
Marcus LaFrance	1	0	0	0	0	0	0	0	0	1
DJ England-Chisolm	1	0	0	0	0	0	0	0	0	1
Jalen Davis	1	0	0	0	0	0	0	0	0	1
Vincent Dinkins	1	0	0	0	0	0	0	0	0	1
Ralph Mency	1	0	0	0	0	0	0	0	0	1
Bailey Hockman	1	0	0	0	0	0	0	0	0	1
Brody Butler	1	0	0	0	0	0	0	0	0	1
Elijah Metcalf	1	0	0	0	0	0	0	0	0	1
<b>Total</b>	<b>146</b>	<b>0</b>	<b>0</b>	<b>13</b>	<b>0</b>	<b>0</b>	<b>0</b>	<b>0</b>	<b>0</b>	<b>133</b>

**Rushing Tackles**

Player	No.
<b>Total</b>	<b>0</b>

**Passing Tackles**

Player	No.
<b>Total</b>	<b>0</b>

**Special Teams Tackles**

Player	Total	KO	Punt
<b>Total</b>	<b>0</b>	<b>0</b>	<b>0</b>

**Kickoff return Tackles**

Player	No.
<b>Total</b>	<b>0</b>

**Punt Return Tackles**

Player	No.
<b>Total</b>	<b>0</b>



**2021-22 Middle Tenn. Football  
Team Game-by-Game Comparison  
All games**

Opponent	Score	First Downs			Rushing Number-Yards	Passing		Total Offense Plays-Yards	Return Yards	Turn- Overs	
		Total	Rush	Pass		Pen	Comp-Att.-Int				Yards
Monmouth	50-15	19 / 17	8 / 10	11 / 7	0 / 0	34-96 / 38-88	20-26-0 / 27-42-1	248 / 186	60-344 / 80-274	129 / 38	0 / 4
Virginia Tech	14-35	20 / 24	9 / 14	11 / 8	0 / 2	36-66 / 39-224	26-40-1 / 17-28-0	283 / 159	76-349 / 67-383	18 / 198	1 / 0
<b>Totals</b>	<b>64-50</b>	<b>39 / 41</b>	<b>17 / 24</b>	<b>22 / 15</b>	<b>0 / 2</b>	<b>70-162 / 77-312</b>	<b>46-66-1 / 44-70-1</b>	<b>531 / 345</b>	<b>136-693 / 147-657</b>	<b>147 / 236</b>	<b>1 / 4</b>

Opponents	3rd Down Conversion	4th Down Conversion	Time of Possession	TOP Margin	Avg Yds/Rush	Avg Yds/Pass	Avg Yds/Play	Punting Number-Avg	Penalties Number-Yards	Sacks
Monmouth	3-10 / 6-17	0-2 / 3-5	26:07 / 33:53	-07:46	2.8 / 2.3	9.5 / 4.4	5.7 / 3.4	5-45.0 / 5-37.4	7-55.0 / 2-15.0	3 / 2
Virginia Tech	7-16 / 7-12	2-3 / 1-1	31:33 / 28:27	03:06	1.8 / 5.7	7.1 / 5.7	4.6 / 5.7	6-45.8 / 4-42.5	6-52.0 / 3-26.0	1 / 3
<b>Totals</b>	<b>10-26 / 13-29</b>	<b>2-5 / 4-6</b>	<b>57:40 / 62:20</b>	<b>-04:40</b>	<b>2.3 / 4.1</b>	<b>8.0 / 4.9</b>	<b>5.1 / 4.5</b>	<b>11-45.5 / 9-39.7</b>	<b>13-107.0 / 5-41.0</b>	<b>4 / 5</b>

Note: Game totals are displayed in the format TEAM/OPPONENT for each category



**2021-22 Middle Tenn. Football  
All-Purpose Yards Game-by-Game  
All games**

<b>Player</b>	<b>Total</b>	<b>MU</b>	<b>Hokies</b>
Jaylin Lane	209	161	48
Jimmy Marshall	126	15	111
Jarrin Pierce	78	38	40
Amir Rasul	72	33	39
CJ Windham	61	46	15
Chaton Mobley	55	24	31
Elijah Metcalf	52	4	48
DJ England-Chisolm	48	48	-
Teldrick Ross	44	44	-
Brad Anderson	37	25	12
Mike DiLiello	30	13	17
Frank Peasant	22	26	-4
Chase Cunningham	18	19	-1
JaMichael Thompson	16	11	5
Martell Pettaway	15	6	9
Marquel Tinsley	6	-	6
Tyler Sweet	5	-	5
Micaleus Elder	-10	-10	-
Bailey Hockman	-37	-23	-14

# NCAA Statistics

## Middle Tenn. - 2021-22 Football Ranking Summary thru games 09/11/2021

Statistic	National Rank	Conference Rank	Value	National Leader	Value	Conference Leader	Value
3rd Down Conversion Pct (130 ranked)	76	9	0.385	Coastal Carolina	0.733	Western Ky.	0.688
3rd Down Conversion Pct Defense (130 ranked)	99	10	0.448	South Carolina	0.080	Southern Miss.	0.241
4th Down Conversion Pct (112 ranked)	89	9	0.400	28 teams tied	1.000	Louisiana Tech Marshall UTSA	1.000 1.000 1.000
4th Down Conversion Pct Defense (110 ranked)	86	10	0.667	27 teams tied	0.000	Rice Southern Miss. UAB	0.000 0.000 0.000
Blocked Kicks (9 ranked)				Coastal Carolina	3	Marshall Rice	2 2
Blocked Kicks Allowed (130 ranked)	1	1	0	101 teams tied	0	10 teams tied	0
Blocked Punts (5 ranked)				4 teams tied	2	4 teams tied	1
Blocked Punts Allowed (130 ranked)	1	1	0	115 teams tied	0	12 teams tied	0
Completion Percentage (130 ranked)	20	3	0.697	Coastal Carolina	0.822	Western Ky.	0.750
Defensive TDs (9 ranked)	9	2	1	Iowa	3	Louisiana Tech	2
Fewest Penalties (130 ranked)	65	4	13	ULM	3	UTSA	5
Fewest Penalties Per Game (130 ranked)	69	4	6.50	LSU	2.00	UTSA	2.50
Fewest Penalty Yards (130 ranked)	66	7	107	ULM	25	UTSA	58
Fewest Penalty Yards Per Game (130 ranked)	67	7	53.50	LSU	17.50	UTSA	29.00
First Downs Defense (130 ranked)	81	8	41	Wisconsin	14	Southern Miss.	22
First Downs Offense (130 ranked)	83	11	39	Fresno St.	73	UTEP	63
Fumbles Lost (127 ranked)	1	1	0	42 teams tied	0	6 teams tied	0
Fumbles Recovered (42 ranked)	5	2	4	Boise St.	6	North Texas	5
Kickoff Return Defense (130 ranked)	117	12	28.40	Colorado St.	-1.00	FIU	13.80
Kickoff Returns (119 ranked)	101	12	16.50	Boston College	96.00	UTSA	41.00
Net Punting (130 ranked)	85	7	37.82	Tulane	51.50	Southern Miss.	44.18
Passes Had Intercepted (130 ranked)	34	3	1	33 teams tied	0	UTSA Fla. Atlantic	0 0
Passes Intercepted (64 ranked)	64	5	1	Kent St.	8	Fla. Atlantic North Texas Louisiana Tech	3 3 3
Passing Offense (130 ranked)	41	7	265.5	Arkansas St.	460.0	Western Ky.	456.5
Passing Yards Allowed (130 ranked)	37	7	172.5	Washington	74.5	Marshall	83.5
Passing Yards per Completion (130 ranked)	79	12	11.54	Army West Point	21.88	Fla. Atlantic	17.58
Punt Return Defense (130 ranked)	127	13	21.33	Tulane	-9.00	Charlotte	-0.50
Punt Returns (130 ranked)	4	1	35.00	Boise St.	48.60	Middle Tenn.	35.00
Red Zone Defense (89 ranked)	89	12	1.000	Virginia	0.000	North Texas	0.250
Red Zone Offense (130 ranked)	66	7	0.857	35 teams tied	1.000	4 teams tied	1.000
Rushing Defense (130 ranked)	85	8	156.0	Auburn	21.5	Southern Miss.	41.0
Rushing Offense (130 ranked)	123	13	81.0	Kent St.	360.0	Old Dominion	251.5
Sacks Allowed (130 ranked)	86	11	2.50	4 teams tied	0.00	FIU Marshall	0.50 0.50
Scoring Defense (130 ranked)	85	9	25.0	Auburn Georgia	5.0 5.0	Marshall	8.5
Scoring Offense (130 ranked)	63	7	32.0	Boise St.	69.0	Western Ky.	47.0
Tackles for Loss Allowed (130 ranked)	127	14	10.50	Coastal Carolina FIU Marshall	1.50 1.50 1.50	FIU Marshall	1.50 1.50
Team Passing Efficiency (130 ranked)	38	6	159.25	Army West Point	326.00	Western Ky.	218.41
Team Passing Efficiency Defense (130 ranked)	38	5	110.83	Marshall	67.35	Marshall	67.35
Team Sacks (118 ranked)	68	9	2.00	LSU	7.00	Marshall	6.00
Team Tackles for Loss (130 ranked)	53	5	6.5	LSU	13.0	Marshall	9.5
Time of Possession (130 ranked)	76	10	28:50	Fla. Atlantic	42:18	Fla. Atlantic	42:18
Total Defense (130 ranked)	59	6	328.5	Georgia	177.0	Southern Miss.	220.5
Total Offense (130 ranked)	91	12	346.5	Memphis	633.5	Marshall	586.0
Turnover Margin (130 ranked)	8	1	2.00	Boise St. Rutgers	4.00 4.00	Louisiana Tech Middle Tenn. North Texas	2.00 2.00 2.00
Turnovers Gained (103 ranked)	10	3	5	Boise St.	11	North Texas	8
Turnovers Lost (130 ranked)	10	1	1	9 teams tied	0	Middle Tenn. UTSA	1 1
Winning Percentage (111 ranked)	54	5	0.500	50 teams tied	1.000	Charlotte Marshall UTSA	1.000 1.000 1.000



Statistic	Player	National Rank	Conference Rank	Value	National Leader	Value	Conference Leader	Value
All Purpose (198 ranked)	Jaylin Lane	87	7	104.50	Blake Corum, Michigan	221.50	DeAndre Torrey, North Texas	200.50
Blocked Kicks (1 ranked)					Mannie Nunnery, Houston Alex Spillum, Coastal Carolina Debo Williams, South Carolina	2 2 2		
Combined Kick Returns (198 ranked)	Jaylin Lane	39	2	88	Winston Wright, West Virginia	304	Sheldon Jones, UTSA	96
Completion Percentage (117 ranked)	Bailey Hockman	38	4	0.667	Grayson McCall, Coastal Carolina	0.825	Bailey Zappe, Western Ky.	0.747
Completions Per Game (98 ranked)	Bailey Hockman	51	5	18.00	Will Rogers, Mississippi St.	36.00	Bailey Zappe, Western Ky.	28.00
Field Goal Percentage (101 ranked)					44 players tied	1.000	5 players tied	1.000
Field Goals Per Game (115 ranked)					Jonah Dalmas, Boise St.	4.50	Hunter Duplessis, UTSA	3.00
Forced Fumbles (19 ranked)	Marley Cook Jordan Ferguson Jordan Starling	19 19 19	3 3 3	0.50 0.50 0.50	Mitchell Agude, UCLA	2.00	Ben Bell, Louisiana Tech BeeJay Williamson, Louisiana Tech	1.00 1.00
Fumbles Recovered (6 ranked)	Jurriente Davis Jordan Ferguson Richard Kinley Jordan Palmer	6 6 6 6	2 2 2 2	1 1 1 1	5 players tied	2	Jordan Brown, North Texas	2
Interceptions Per Game (25 ranked)	Teldrick Ross	25	2	0.5	Seyi Oladipo, Boise St.	2.0	BeeJay Williamson, Louisiana Tech	1.0
Kickoff Return TDs (1 ranked)					8 players tied	1		
Kickoff Returns (61 ranked)					Winston Wright, West Virginia	51.2	Camron Harrell, Southern Miss.	24.0
Passes Defended (81 ranked)					Greg Rubin, Memphis	4.0	6 players tied	1.5
Passing Efficiency (117 ranked)	Bailey Hockman	39	7	153.1	Grayson McCall, Coastal Carolina	213.7	Bailey Zappe, Western Ky.	209.5
Passing TDs (33 ranked)	Bailey Hockman	33	4	4	Tanner Mordecai, SMU	11	Bailey Zappe, Western Ky.	10
Passing Yards (130 ranked)	Bailey Hockman	61	9	422	Jake Haener, Fresno St.	1,009	Bailey Zappe, Western Ky.	859
Passing Yards Per Game (130 ranked)	Bailey Hockman	59	9	211.0	Bailey Zappe, Western Ky.	429.5	Bailey Zappe, Western Ky.	429.5
Passing Yards per Completion (117 ranked)	Bailey Hockman	65	11	11.72	Dorian Thompson-Robinson, UCLA	20.53	Max Bortenschlager, FIU	16.94
Points Responsible For (195 ranked)	Bailey Hockman	58	9	26	Jake Haener, Fresno St.	68	Bailey Zappe, Western Ky.	66
Points Responsible For Per Game (196 ranked)	Bailey Hockman	54	7	13.0	Tanner Mordecai, SMU Bailey Zappe, Western Ky.	33.0 33.0	Bailey Zappe, Western Ky.	33.0
Punt Return TDs (1 ranked)	Jaylin Lane	1	1	1	11 players tied	1	Jaylin Lane, Middle Tenn. Sheldon Jones, UTSA	1 1
Punt Returns (64 ranked)					D.J. Matthews Jr., Indiana	27.7	Sheldon Jones, UTSA	24.0
Punting (84 ranked)	Kyle Ulbrich	22	2	45.5	Matt Araiza, San Diego St.	55.2	Mason Hunt, Southern Miss.	47.8
Receiving TDs (17 ranked)	CJ Windham	17	3	2	Kayshon Boutte, LSU	5	Jerreth Sterns, Western Ky.	4
Receiving Yards (196 ranked)	Jimmy Marshall Jaylin Lane	119 132	16 18	126 121	Erik Ezukanma, Texas Tech	323	Jacob Cowing, UTEP	293
Receiving Yards Per Game (198 ranked)	Jimmy Marshall Jaylin Lane	114 128	15 17	63.0 60.5	Erik Ezukanma, Texas Tech	161.5	Jerreth Sterns, Western Ky.	139.0
Receptions Per Game (170 ranked)	Jimmy Marshall Jaylin Lane CJ Windham Jarrin Pierce	65 126 126 170	8 13 13 19	5.0 4.0 4.0 3.5	Trey McBride, Colorado St.	10.5	Roderic Burns, North Texas	9.0
Rush Yards Per Carry (156 ranked)	Amir Rasul	143	16	2.71	Kenneth Walker III, Michigan St.	10.70	D'vonte Price, FIU	9.86
Rushing TDs (19 ranked)					Mataeo Durant, Duke	6	Rasheen Ali, Marshall	4
Rushing Yards (198 ranked)					Brandon Thomas, Memphis	338	DeAndre Torrey, North Texas	315
Rushing Yards Per Game (200 ranked)					Brandon Thomas, Memphis	169.0	DeAndre Torrey, North Texas	157.5
Sacks (119 ranked)	Marley Cook Jordan Ferguson Tra Fluellen DQ Thomas	119 119 119 119	13 13 13 13	0.50 0.50 0.50 0.50	Andre Carter II, Army West Point	2.25	Eli Neal, Marshall	1.50
Scoring (129 ranked)	Jaylin Lane CJ Windham	129 129	16 16	6.0 6.0	Jonah Dalmas, Boise St.	21.0	Rasheen Ali, Marshall	15.0
Solo Tackles (47 ranked)	DQ Thomas Teldrick Ross	8 28	1 2	7.0 5.5	Malcolm Rodriguez, Oklahoma St.	9.0	DQ Thomas, Middle Tenn.	7.0
Tackles For Loss (80 ranked)	Jordan Ferguson DQ Thomas	35 35	3 3	1.5 1.5	Blaze Alldredge, Missouri Jermaine Johnson, Florida St.	3.0 3.0	Tre Hawkins, Old Dominion Josh Ratcliff, Southern Miss.	1.8 1.8
Total Interceptions (24 ranked)	Teldrick Ross	24	2	1	Seyi Oladipo, Boise St.	4	BeeJay Williamson, Louisiana Tech	2
Total Offense (200 ranked)	Bailey Hockman	84	10	192.5	Bailey Zappe, Western Ky.	445.0	Bailey Zappe, Western Ky.	445.0
Total Points Scored (138 ranked)	Jaylin Lane CJ Windham	138 138	17 17	12 12	Jonah Dalmas, Boise St.	42	Rasheen Ali, Marshall	30
Total Tackles (475 ranked)	DQ Thomas Teldrick Ross Reed Blankenship Johnathan Butler Gregory Grate Decorian Patterson	28 123 159 216 288 371	3 11 20 28 36 43	10.0 7.0 6.5 6.0 5.5 5.0	Malcolm Rodriguez, Oklahoma St.	14.5	KD Davis, North Texas Antonio Montero, Rice	10.5 10.5
Total Touchdowns (65 ranked)	Jaylin Lane CJ Windham	65 65	7 7	2 2	Mataeo Durant, Duke	6	Rasheen Ali, Marshall	5
Yards per Pass Attempt (117 ranked)	Bailey Hockman	53	9	7.81	Grayson McCall, Coastal Carolina	12.68	Bailey Zappe, Western Ky.	11.45
Yards per Reception (199 ranked)	Jaylin Lane	145	18	15.12	Xavier Weaver, South Fla.	35.25	Craig Burt, Jr., Western Ky.	29.00