

# Western Kentucky University Lady Topper Basketball

3 Final Fours | 6 Sweet Sixteens | 21 Conference Championships | 1,049 Program Wins

Twitter: @LadyTopperHoops | Instagram: @LadyTopperHoops | WKUSports.com



Game 24 • Sunday, Feb. 13, 2022 • 1 PM • E.A. Diddle Arena • Bowling Green, Ky.


## WKU

Record	16-7
Conference Record	9-3
AP Poll	NR
USA Today Coaches Poll	NR
NET Ranking	127
Coach	Greg Collins
School Record (Yrs.)	65-45 (4)
Career Record (Yrs.)	Same
Collins vs. UTSA	2-0

## UTSA

Record	5-17
Conference Record	2-9
AP Poll	NR
USA Today Coaches Poll	NR
NET Ranking	293
Coach	Karen Aston
School Record (Yrs.)	5-17 (1)
Career Record (Yrs.)	290-163 (14)
Aston vs. WKU	2-0

## Starters Last Time Out



### #3 Alexis Mead

Fr. | G | 5-5 | Moreno Valley, Calif.

<b>PPG</b>	<b>RPG</b>	<b>APG</b>	<b>SPG</b>
11.0	4.3	3.5	1.6

### Notes:

- Her 3.5 assists per game are the most by any C-USA freshman this season and the 8th most overall. Her 81 total assists on the season are the 5th most of any C-USA player
- Notched a new career high with 25 points against Indiana State
- Tied as the third leading rebounder for WKU as a 5-5 guard



### #1 Hope Sivori

So. | G | 5-5 | Louisville, Ky.

<b>PPG</b>	<b>RPG</b>	<b>APG</b>	<b>SPG</b>
6.0	1.6	1.6	1.5

### Notes:

- Re-entered the starting lineup at FAU
- 2021 C-USA Co-Freshman of the Year
- Three straight games in double figure points
- Her 4.2 assists per game as a freshman was the third most by a Lady Topper rookie



### #20 Macey Blevins

Fr. | G | 5-10 | Monticello, Ky.

<b>PPG</b>	<b>RPG</b>	<b>APG</b>	<b>SPG</b>
7.8	3.0	1.7	0.8

### Notes:

- Nine games with double-digit points
- Tied her career high in points with 15 at FDU and notched new career bests in rebounds (8), assists (7) and minutes played (43)



### #4 Meral Abdelgawad

Sr. | G | 5-11 | Cairo, Egypt

<b>PPG</b>	<b>RPG</b>	<b>APG</b>	<b>SPG</b>
20.0	7.0	2.7	2.7

### Notes:

- Top 25 in the country in free throw attempts, total points, free throws made, points/game, steals and field goals made and top 100 in the NCAA rankings in steals/game, field goal percentage, field goal attempts and minutes
- Leads C-USA in total points, points/game, steals, free throw attempts and field goals made and is second in steals/game and minutes played
- C-USA Player of the Week three times this season



### #11 Jaylin Foster

Fr. | F | 6-0 | Austin, Texas

<b>PPG</b>	<b>RPG</b>	<b>APG</b>	<b>SPG</b>
5.7	4.3	1.3	1.0

### Notes:

- 10 straight starts
- Five double-digit scoring games this season
- Had her first career double-double at FAU

## 2021-22 Schedule

Date	Opponent	Time/Result
11/3	West Virginia St. (EXH)	W, 112-72
11/10	Purdue	L, 79-69
11/12	(1) North Carolina A&T	W, 86-76
11/14	(1) Kansas State	L, 76-44
11/15	(1) UT Martin	L, 63-47
11/21	Kentucky State	W, 96-59
11/24	Indiana State	W, 83-65
11/28	Tennessee State	W, 77-65
12/2	at Bellarmine	W, 64-55
12/5	Tennessee Tech	L, 76-72
12/15	at Miami (Ohio)	W, 60-58
12/17	at Fairleigh Dickinson	W, 92-88 (2OT)
12/22	at Belmont	Canceled
12/30	Southern Miss*	W, 98-88
1/1	Louisiana Tech*	W, 64-50
1/8	at FIU*	W, 63-51
1/13	at Rice*	W, 78-61
1/15	at North Texas*	W, 61-54
1/20	Florida Atlantic*	W, 73-49
1/22	FIU*	W, 87-66
1/27	at UAB*	L, 86-70
1/29	at Middle Tennessee*	L, 71-64
2/3	Charlotte*	L, 79-74 (OT)
2/5	Old Dominion*	W, 71-57
2/10	at Florida Atlantic*	W, 72-69
2/13	UTSA*	1 PM
2/17	at Charlotte*	5 PM
2/19	at Old Dominion*	1 PM
2/26	Middle Tennessee*	2 PM
3/3	Marshall*	6:30 PM
3/6	at Marshall*	12 PM
3/9-12	(2) C-USA Championship	TBA

- (1) Preseason WNIT - Manhattan, Kan.
- (2) C-USA Championship - Frisco, Texas
- \* - C-USA Game

All times Central Standard Time

## Watch or Listen



PxP: Jay Turner  
Color: John Butler

## WE ARE WKU

Western Kentucky University has a long and storied history across its 16 Division I NCAA programs.

We respectfully ask that you refer to our women's basketball program as the WKU Lady Toppers.

Please refrain from using any of the following variations:  
W. Kentucky  
Western Ky.  
Western Kentucky  
Western



**SERIES HISTORY**

Overall	5-2
Series began	1/24/15
Last meeting	2/15/20
Current streak	Win, 4
Last Lady Topper win	2/15/20
Last Roadrunners win	1/28/17
Against UTSA at home	3-0
Against UTSA away	2-1
Against UTSA at neutral site	1-0
Against teams from Texas	75-35

**LAST FIVE MEETINGS**

1/28/17	San Antonio	L, 80-77
1/18/18	Bowling Green	W, 73-38
3/8/18	Frisco (C-USA Tourney)	W, 78-50
1/31/19	San Antonio	W, 81-62
2/15/20	Bowling Green	W, 85-57

**LAST TIME OUT**

- ▶ The Lady Toppers got a thrilling overtime win on the road on Thursday night in Boca Raton. Florida Atlantic led for most of the game, but WKU came surging back to force OT.
- ▶ It was WKU's first game without freshman Mya Meredith. In need of someone to step, the Lady Toppers saw four score in double figures. Meral Abdelgawad led with 23 points, Jaylin Foster had 11 and Hope Sivori and Alexis Mead each had 10.
- ▶ Foster had her first career double-double with 10 rebounds to go with her 11 points.
- ▶ WKU outrebounded the Owls 46-41, improving to 8-2 when outdoing its opponents on the boards this season.

**LAST TIME OUT VS. UTSA**

- ▶ WKU and UTSA did not play last season due to the COVID-19 impacted C-USA schedule.
- ▶ The last meeting was in the 2019-20 season. The Lady Toppers had three score in double figures in the win, including 13 points from Meral Abdelgawad.
- ▶ WKU made 10 first half 3-pointers against the Roadrunners in that game.

**A WIN WOULD...**

- ▶ Give WKU a three-game win streak.
- ▶ Keep the Lady Toppers in the running for a C-USA East division title.
- ▶ Would give WKU at least 10 wins in conference play in nine of the last 10 seasons.
- ▶ Be better than a loss.

**RAINING THREES**

- ▶ WKU has made 180 3-pointers in 2021-22. That mark is the seventh most in a single season in program history with six regular season games remaining.

Three-Point FGs in a Season

1. 2016-17	242
2. 2018-19	214
3. 2014-15	192
4. 2001-02	190
5. 2000-01	188
6. 2017-18	183
<b>7. 2021-22</b>	<b>180</b>

**FRESHMEN PHENOMS**

- ▶ WKU features five true freshmen on the 2021-22 roster. Through 21 games, the rookies are scoring 53.8 percent (895 of 1,665) of WKU's points this season. They are also contributing 45.9 percent (395 of 860 of the Lady Toppers' rebounds.
- ▶ The freshmen have had some big performances this season. In the first game against Purdue, Macey Blevins (11 pts) and Mya Meredith (10 pts, 7 reb) had impressive debuts.
- ▶ Against North Carolina A&T, Meredith led WKU with 20 points and seven rebounds and Blevins added 14 points and Jaylin Foster put up 10 points and dished out five assists.
- ▶ Mead topped her season high with 25 points against Indiana State.

**TEAM C-USA AND NCAA RANKINGS**

(As of 2/12/22)

Team:

- ▶ Steals (265) - 1st C-USA; 10th NCAA
- ▶ Steals/game (11.5) - 1st C-USA; 15th NCAA
- ▶ Turnovers forced (21.09) - 3rd C-USA; 16th NCAA
- ▶ FT attempts (456) - 2nd C-USA; 24th NCAA
- ▶ 3-pt FGs made (180) - 2nd C-USA; 34th NCAA
- ▶ 3-pt FG attempts (549) - 2nd C-USA; 38th NCAA
- ▶ 3-pt FG defense (27.3) - 5th C-USA; 40th NCAA
- ▶ 3-pt FG/game (7.8) - 2nd C-USA; 43rd NCAA
- ▶ Scoring off. (72.4 PPG) - 1st C-USA; 47th NCAA
- ▶ FT made (301) - 4th C-USA; 55th NCAA
- ▶ Assists (334) - 2nd C-USA; 67th NCAA
- ▶ FG% (42.7) - 2nd C-USA; 76th NCAA
- ▶ Assists/game (14.5) - 2nd C-USA; 86th NCAA
- ▶ 3-pt. FG % (32.8) - 1st C-USA; 95th NCAA
- ▶ Rebounds (860) - 5th C-USA; 107th NCAA
- ▶ Scoring margin (5.4) - 5th C-USA; 115th NCAA

Players:

- Meral Abdelgawad
- ▶ FTA (150) - 1st C-USA; 11th NCAA
  - ▶ Total points (459) - 1st C-USA; 12th NCAA
  - ▶ FTM (103) - 3rd C-USA; 17th NCAA
  - ▶ Points/game (20.0) - 1st C-USA; 19th NCAA
  - ▶ Steals (61) - 1st C-USA; 19th NCAA
  - ▶ FGM (162) - 1st C-USA; 22nd NCAA
  - ▶ Steals/game (2.65) - 2nd C-USA; 28th NCAA
  - ▶ FG% (53.3) - 3rd C-USA; 35th NCAA
  - ▶ Minutes played (793:26) - 2nd C-USA; 47th NCAA
  - ▶ FGA (304) - 6th C-USA; 90th NCAA
  - ▶ Rebounds (162) - 5th C-USA; 149th NCAA
  - ▶ Rebounds/game (7.0) - 10th C-USA; 224th NCAA

Alexis Mead

- ▶ Assists (81) - 5th C-USA; 146th NCAA
- ▶ Assists/game (3.5) - 8th C-USA; 195th NCAA
- ▶ FT% (75.3) - 12th C-USA; 203rd NCAA
- ▶ Assist/TO ratio (1.21) - 7th C-USA; 238th NCAA

Macey Blevins

- ▶ 3-pt. FGA (120) - 6th C-USA; 147th NCAA
- ▶ 3-pt. FG/game (1.74) - 10th C-USA; 233rd NCAA

Mya Meredith

- ▶ Steals (42) - 10th C-USA; 125th NCAA
- ▶ Steals/game (1.91) - 10th C-USA; 155th NCAA

Selma Kulo

- ▶ Blocks/game (1.05) - 11th C-USA; 207th NCAA

**WKU'S RECORD WHEN...**

	18-19	19-20	20-21	21-22	GC Era
Home games	10-6	13-0	5-5	8-3	36-14
Road games	8-6	8-7	2-10	7-3	25-26
Neutral site games	2-3	1-0	0-1	1-1	4-5
Conference games (reg.)	11-5	14-4	6-10	9-3	40-22
Conference games (all)	12-6	14-4	6-11	9-3	41-24
vs. Top 25 AP Poll Teams	0-5	0-1	0-0	0-0	0-6
vs. Top 25 Coaches Poll Teams	0-4	0-1	0-0	0-0	0-5
Postseason	3-2	0-0	0-1	0-0	3-3
Overtime games	1-0	1-2	1-1	2-1	5-4
Lead at halftime	15-2	17-1	2-5	11-1	45-9
Tied at halftime	0-1	1-0	1-0	0-1	2-2
Trail at halftime	5-12	4-8	4-11	4-5	17-36
Lead with 5:00 remaining	18-0	21-0	4-3	13-1	56-4
Tied with 5:00 remaining	0-0	1-0	0-0	0-0	1-0
Trail with 5:00 remaining	2-15	1-7	2-13	3-6	8-41
Shoot better from the field	15-1	14-0	5-5	14-1	48-7
Shoot worse from the field	5-14	8-6	2-11	2-6	17-37
Shoot same from the field	0-0	0-1	0-0	0-0	0-1
Shoot 50 percent or better	11-3	4-0	1-1	4-0	20-4
Shoot 40-49.9 percent	7-6	15-2	3-5	9-3	34-16
Shoot under 40 percent	2-6	2-5	4-10	3-4	11-25
Opp. shoots 50 percent or better	3-8	4-0	0-0	0-1	7-9
Opp. shoots 40-49.9 percent	8-7	11-6	2-9	7-5	28-27
Opp. shoots under 40 percent	9-0	6-1	5-7	9-1	29-9
Make 6 or fewer 3-pointers	12-10	12-6	3-13	4-3	31-32
Make 7 or more 3-pointers	8-5	10-1	4-3	12-4	34-13
Shoot more FTs than opponent	17-7	17-4	4-9	10-1	49-21
Outrebound opponent	12-1	17-0	5-6	8-2	42-9
Opponent outrebounded WKU	8-14	4-7	3-8	7-5	22-34
Same number of rebounds	0-0	1-0	0-1	1-0	2-1
Commit fewer turnovers	13-11	17-6	5-6	11-3	46-26
Commit the same or more TOs	7-4	4-1	2-10	5-4	19-18
When scoring first	11-5	11-2	3-5	9-3	34-15
When the opponent scores first	9-10	10-5	4-11	6-4	29-30
1-5 point games	3-1	2-1	2-6	3-2	10-10
6-10 point games	1-5	6-3	4-4	4-2	15-14
11-15 point games	7-3	7-1	0-1	4-0	18-5
16-20 point games	2-1	3-2	0-3	2-2	7-8
21-plus point games	4-5	3-0	1-2	3-1	11-8
When scoring 100 points or more	0-0	0-1	1-0	0-0	1-1
When scoring 90-99 points	3-1	2-0	0-0	3-0	8-1
When scoring 80-89 points	6-3	4-0	1-0	3-0	14-3
When scoring 70-79 points	5-0	11-1	1-4	5-3	22-8
When scoring 60-69 points	6-6	4-3	4-2	5-2	19-13
When scoring 59 or fewer points	0-5	0-3	0-10	0-2	0-20
When allowing 100 points or more	0-3	0-1	0-0	0-0	0-4
When allowing 90-99 points	1-2	0-0	1-0	0-0	1-2
When allowing 80-89 points	0-2	2-1	0-3	2-1	5-7
When allowing 70-79 points	2-4	1-3	0-6	1-5	4-18
When allowing 60-69 points	10-4	9-2	3-2	5-1	27-9
When allowing 59 or fewer points	7-0	8-0	3-4	8-0	26-4
November	3-6	5-2	0-1	4-3	12-12
December	3-2	3-1	1-4	4-1	11-8
January	7-1	4-3	4-4	6-2	21-10
February	2-4	7-1	2-4	2-1	13-10
March	5-2	2-0	0-3	0-0	7-5
Before Jan. 1	6-8	8-3	1-4	8-4	23-19
Monday	0-0	0-0	0-0	0-1	0-1
Tuesday	1-2	0-1	0-1	0-0	1-4
Wednesday	1-1	2-1	1-0	2-1	6-3
Thursday	6-5	6-2	0-2	5-2	17-11
Friday	1-2	2-0	4-4	2-0	9-6
Saturday	10-4	8-3	1-7	5-1	24-15
Sunday	1-1	3-0	1-2	2-2	7-5
Red uniforms	8-9	7-7	3-10	7-3	25-29
White uniforms	12-4	14-0	4-6	9-4	40-13
Black uniforms	0-0	0-0	0-0	0-0	0-0
Play 4Kay (Pink) uniforms	0-2	0-0	0-0	0-0	0-2



**BENCHMARK GAMES**

10+ Points	18-19	19-20	20-21	21-22	C
Meral Abdelgawad	12	12	15	21	60
Hope Sivori	-	-	11	7	18
Mya Meredith	-	-	-	16	16
Alexis Mead	-	-	-	14	14
Macey Blevins	-	-	-	9	9
Jaylin Foster	-	-	-	5	5
Teresa Faustino	-	-	-	1	1

20+ Points	18-19	19-20	20-21	21-22	C
Meral Abdelgawad	2	-	1	12	15
Mya Meredith	-	-	-	4	4
Hope Sivori	-	-	2	-	2
Alexis Mead	-	-	-	1	1

30+ Points	18-19	19-20	20-21	21-22	C
Meral Abdelgawad	-	-	-	4	4

10+ Rebounds	18-19	19-20	20-21	21-22	C
Meral Abdelgawad	-	1	5	4	10
Jaylin Foster	-	-	-	1	1

5+ Assists	18-19	19-20	20-21	21-22	C
Meral Abdelgawad	2	-	4	4	10
Hope Sivori	-	-	7	1	8
Alexis Mead	-	-	-	6	6
Jaylin Foster	-	-	-	2	2
Mya Meredith	-	-	-	1	1
Macey Blevins	-	-	-	1	1

5+ Blocks	18-19	19-20	20-21	21-22	C
Meral Abdelgawad	-	-	4	3	7
Mya Meredith	-	-	-	3	3
Teresa Faustino	-	-	-	1	1

Double-Doubles	18-19	19-20	20-21	21-22	C
Meral Abdelgawad	-	1	5	3	8
Hope Sivori	-	-	1	-	1
Jaylin Foster	-	-	-	1	1

**SCHOOL RECORDS TIED**

- Against North Carolina A&T, WKU knocked down 14 3-pointers. That mark tied the school record previously reached against Iowa on Nov. 11, 2017. Overall the Lady Toppers shot 43.8 percent from 3-point range in the game.
- The Lady Toppers tied another school record against Kentucky State, notching 26 steals which tied the record set on Dec. 17, 1996 against Wofford.
- Referencing the 2021-22 WKU media guide, there was an omission of the 3-point single-game record being broken in 2017.

**INJURY REPORT**

- Freshman Mya Meredith sustained a torn ACL against Old Dominion on Feb. 5 and will be out the rest of the 2021-22 season.

**TRACKING MERAL**

➤ Meral Abdelgawad became the 42nd member of the WKU 1,000-Point Club on Dec. 30, 2021 against Southern Miss. She continues to rise up the scoring leaderboard. Below is where she stands currently:

25. Renee Westmoreland (1990-93)	1,258
26. Gina Brown (1982-85)	1,243
27. Dianne Depp (1981-84)	1,240
<b>28. Meral Abdelgawad (2018-)</b>	<b>1,226</b>

**WEEKLY AWARDS**

- Three different Lady Toppers have won C-USA weekly awards this season in Meral Abdelgawad, Alexis Mead and Mya Meredith.
- Abdelgawad has earned Player of the Week three times.
- Meredith earned Freshman of the Week four straight weeks, the first C-USA freshman to do so since the 2010-11 season.

**30-POINT GAMES**

- Meral Abdelgawad has showed her offensive growth this season, notching three 30-point performances (33 vs. Tenn Tech, 33 vs. FDU, 36 vs. Southern Miss)
- Here's how that stacks up historically for a Lady Topper:

**Career 30-Point Games**

1. Crystal Kelly.....	15
2. Tashia Brown.....	6
3. Brenda Chapman.....	5
T-4. Chastity Gooch.....	4
T-4. Leslie Logsdon.....	4
<b>T-4. Meral Abdelgawad.....</b>	<b>4</b>
T-7. Alexis Govan.....	3
T-7. ShaRae Mansfield.....	3
T-7. Tandreia Green.....	3
T-7. Natalie Powers.....	3
T-7. Lillie Mason.....	3

**30-Point Games in a Season**

1. Crystal Kelly	7	2007-08
T-2. Crystal Kelly	5	2006-07
T-2. Brenda Chapman	5	1977-78
T-4. Tashia Brown	4	2017-18
<b>T-4. Meral Abdelgawad</b>	<b>4</b>	<b>2021-22</b>
T-6. Crystal Kelley	3	2005-06
T-6. Alexis Govan	3	2012-13

**DEFENDING DIDDLE**

- Since Greg Collins took over at WKU as head coach, the Lady Toppers have won 36 games in E.A. Diddle Arena.
- The Lady Toppers are 110-26 (.809) in Diddle Arena in the 10 seasons Greg Collins has been on staff at WKU.
- WKU went 13-0 in Diddle Arena in 2019-20, one of only 10 teams that season to post a perfect record on their home court.

**MERAL, THE SENIOR**

- Meral Abdelgawad is the lone senior for the 2021-22 season and the only upperclassman on the roster.
- Meral has started in every game of her WKU career with 110 straight starts.
- The Cairo, Egypt native became the 42nd member of the 1,000 Point Club at WKU against Southern

**CONFERENCE USA STANDINGS**

Team	C-USA	Overall	NET
<u>East</u>			
Charlotte	9-1	13-7	125
WKU	9-3	16-7	127
Old Dominion	8-3	18-5	86
Middle Tenn	8-3	16-5	55
Marshall	6-6	11-10	169
FIU	4-7	12-10	186
Florida Atlantic	1-11	5-18	259
<u>West</u>			
UAB	6-4	13-8	152
Southern Miss	7-5	15-8	188
LA Tech	6-6	14-9	153
North Texas	5-6	11-10	116
UTEP	5-7	13-9	154
Rice	2-7	7-10	223
UTSA	2-9	5-17	293

Miss.

- Abdelgawad has posted four 30-point performances this season, pouring in 33 against Tennessee Tech, Fairleigh Dickinson and Rice and 36 against Southern Miss.
- Last season, Abdelgawad stepped up her defensive game which led to her being named to the C-USA All-Defensive Team after recording 60 steals on the season.

**THAT 70's SHOW**

- In the last six seasons, dating back to 2016-17, the Lady Toppers have posted a 95-15 record when holding opponents to under 70 points, including a 50-3 mark when limiting teams to fewer than 60 points.
- Under head coach Greg Collins, the Lady Toppers are 53-13 when holding opponents below 70 and 26-4 when allowing fewer than 60.
- On the flip side, the Lady Toppers are 45-13 under Collins when scoring 70-or-more points.

**2022 SIGNING CLASS**

- Greg Collins and his staff signed a three-person signing class on Signing Day.
- The Lady Toppers welcomed Karris Allen, Josie Gilvin and Acacia Hayes to the WKU family. All three will join the team for the 2022-23 season.

**NEW SEASON, NEW FACES**

- Head coach Greg Collins welcomed seven newcomers to the 2021-22 roster in five freshmen and two transfers.
- The 2021 signing class included Macey Blevins, Jaylin Foster, Alexis Mead, Mya Meredith and Jenna Walker.
- Teresa Faustino transferred to WKU from Oregon State, where she played in five games before deciding to transfer. Gabby McBride spent her first season of collegiate basketball at Iowa State where she redshirted and then played last season at Panola College.



**HONORS AND ACCOLADES**

**Meral Abdelgawad**

*Weekly Awards:*

- C-USA Player of the Week - Jan. 17, 2022
- C-USA Player of the Week - Jan. 3, 2022
- C-USA Player of the Week - Dec. 20, 2021
- C-USA Freshman of the Week - Jan. 21, 2019
- C-USA Freshman of the Week - Jan. 7, 2019
- C-USA Freshman of the Week - Dec. 31, 2018

*Other Awards:*

- Becky Hammon Mid-Major POY Midseason Watch List
- Preseason WNIT All-Tournament Team (2021)
- C-USA All-Defensive Team (2020-21)
- C-USA All-Freshmen Team (2018-19)

**Hope Sivori**

*Weekly Awards:*

- C-USA Freshman of the Week - Feb. 1, 2021

*Other Awards:*

- C-USA Co-Freshman of the Year (2020-21)
- C-USA All-Freshmen Team (2020-21)

**Alexis Mead**

*Weekly Awards:*

- C-USA Freshman of the Week - Nov. 29, 2021

**Mya Meredith**

*Weekly Awards:*

- C-USA Freshman of the Week - Jan. 24, 2022
- C-USA Freshman of the Week - Jan. 17, 2022
- C-USA Freshman of the Week - Jan. 10, 2022
- C-USA Freshman of the Week - Jan. 3, 2022

**WKU STAFF**

- Greg Collins' initial staff hired in summer of 2018 stayed intact until 2021 when Jocelyn Brown left the team to spend more time with family.
- In her absence, Collins promoted Ivy Brown to assistant coach. Brown was a Lady Topper standout from 2014-18, earning C-USA Defensive Player of the Year in 2018. Brown worked with WKU as graduate assistant in the 2019-20 and 2020-21 seasons and was promoted to director of operations in summer of 2021 before being lifted to assistant coach.
- Between assistant coaches Brown and Tiffany Porter-Talbert, the duo scored 3,536 career points and pulled down 1,981 career rebounds.

**60TH SEASON OF LADY TOPPER BASKETBALL**

- The 2021-22 season is the 60th in WKU women's basketball history.
- In 60 seasons, WKU has won 1,047 games in program history along with 21 conference championships, 6 Sweet Sixteens and 3 Final Fours.

**THE GREG COLLINS SHOW**

- Head coach Greg Collins is featured on a weekly radio show that airs in Bowling Green on ESPN 102.7. The show can be listened to live on the air or can be watched on the WKU Athletics Facebook page.
- Show host, Brett Williams, talks to Collins about various topics and interviews a special guest each week.

**BUILDING FOR THE FUTURE**

- WKU will feature only one upperclassmen for the 2021-22 season in senior guard Meral Abdelgawad.
- In all, the Lady Toppers will be made up of five freshmen, two redshirt-freshmen, three sophomores, one redshirt-sophomore and one senior.
- WKU is the only team in C-USA with only one senior. All other teams have at least three seniors, fifth years or graduate students. Including all upperclassmen, the rest of the C-USA teams all have at least four.

**TITLETOWN C-USA**

- In its first seven seasons as a C-USA member, WKU has claimed a pair of regular season titles and has won the conference tournament three times, including back-to-back wins in both 2017 and 2018.
- WKU was only the second school in C-USA history to claim back-to-back tournament titles as a league member at the time, joining former member Tulane, who won three straight times from 1999-2001.

**WKU IN THE PRESEASON WNIT**

- For the fifth time in program history, WKU will play in the Preseason WNIT. The Lady Toppers' five appearances in the tournament is tied for the most by a program.
- This season's Preseason WNIT will not be played in tournament format and there will not be a champion crowned at the end. Instead, there will be two four-team pods with NC State and Kansas State as hosts. Each site will play a round-robin format.
- WKU is in Kansas State's pod joining the Wildcats, North Carolina A&T and UT Martin. The Lady Toppers will take on North Carolina A&T first on Nov. 12 at 4 p.m. (CT). WKU will face the host team on Nov. 14 at 1 p.m. and then conclude with UT Martin on Nov. 15 at 4 p.m.
- The Lady Toppers last played in the Preseason WNIT in the 2014-15 season, going 3-1 in the tournament. WKU also played in the tournament in the 1997-98, 2003-04 and 2007-08 seasons.
- Overall, WKU is 10-6 in the Preseason WNIT.

**WKU Games in the Preseason WNIT**

1997-98 Season (Third place finish)

11-14-97	vs. Louisville	W, 89-73
11-16-97	at New Mexico	W, 77-76
11-20-97	vs. Nebraska	L, 84-70
11-21-97	vs. Northwestern	W, 88-83

2003-04 Season

11-14-03	vs. Rhode Island	W, 70-63
11-16-03	at Texas Tech	L, 88-47

2007-08 Season

11-9-07	vs. East Tennessee State	W, 90-73
11-13-07	at Notre Dame	L, 78-59
11-16-07	vs. Evansville	W, 75-56

2014-15

11-14-14	vs. Central Arkansas	W, 93-57
11-17-14	at Colorado	W, 79-78 (OT)
11-20-14	vs. Albany	W, 63-54
11-23-14	at Mississippi State	L, 88-77

2021-22

11-12-21	vs. North Carolina A&T	W, 86-76
11-14-21	at Kansas State	L, 76-44
11-15-21	vs. UT Martin	L, 63-47

**STARTERS GAME-BY-GAME**

Purdue	Sivori-Mead-Abdelgawad-Faustino-McBride
NC A&T	Sivori-Mead-Abdelgawad-Faustino-McBride
at Kansas State	Sivori-Mead-Abdelgawad-Faustino-McBride
UT Martin	Sivori-Mead-Abdelgawad-Faustino-McBride
Kentucky State	Mead-Abdelgawad-Meredith-Foster-Blevins
Indiana State	Mead-Abdelgawad-Meredith-Blevins-Kulo
Tennessee State	Mead-Abdelgawad-Meredith-Blevins-Kulo
at Bellarmine	Mead-Abdelgawad-Meredith-Blevins-Kulo
Tennessee Tech	Mead-Abdelgawad-Meredith-Blevins-Kulo
at Miami (Ohio)	Mead-Abdelgawad-Meredith-Blevins-Kulo
at Fairleigh Dickinson	Mead-Abdelgawad-Meredith-Blevins-Kulo
Southern Miss	Mead-Abdelgawad-Meredith-Blevins-Kulo
LA Tech	Mead-Abdelgawad-Meredith-Blevins-Kulo
at FIU	Mead-Abdelgawad-Meredith-Blevins-Foster
at Rice	Mead-Abdelgawad-Meredith-Blevins-Foster
at North Texas	Mead-Abdelgawad-Meredith-Blevins-Foster
Florida Atlantic	Mead-Abdelgawad-Meredith-Blevins-Foster
FIU	Mead-Abdelgawad-Meredith-Blevins-Foster
at UAB	Mead-Abdelgawad-Meredith-Blevins-Foster
at Middle Tennessee	Mead-Abdelgawad-Meredith-Blevins-Foster
Charlotte	Mead-Abdelgawad-Meredith-Blevins-Foster
Old Dominion	Mead-Abdelgawad-Meredith-Blevins-Foster
at Florida Atlantic	Mead-Sivori-Blevins-Abdelgawad-Foster
UTSA	

at Charlotte	
at Old Dominion	
Middle Tennessee	
Marshall	
at Marshall	

**Starting Lineup Records:**

Sivori-Mead-Abdelgawad-Faustino-McBride	1-3
Mead-Abdelgawad-Meredith-Foster-Blevins	7-3
Mead-Abdelgawad-Meredith-Blevins-Kulo	8-1
Mead-Sivori-Blevins-Abdelgawad-Foster	1-0

**PRESEASON C-USA COACHES' POLL**

- WKU was picked to finish 12th in the 2021 Preseason C-USA Coaches' Poll after finishing last season in seventh place in the East division
- The Lady Toppers will be looking to meet or exceed expectations for the fifth time in the last six seasons in 2021-22

**2021-22 Preseason C-USA Coaches' Poll**

- Charlotte (6) - 185 pts
- Old Dominion (6) - 173 pts
- Middle Tennessee (2) - 150 pts
- North Texas - 150 pts
- UTEP - 150 pts
- LA Tech - 106 pts
- FIU - 104 pts
- Rice - 94 pts
- Marshall - 85 pts
- Florida Atlantic - 69 pts
- UAB - 64 pts
- WKU - 62 pts
- Southern Miss - 56 pts
- UTSA - 19 pts



**ELITE PROGRAM, ELITE COACHES**

► Head coach Greg Collins took over the Lady Topper program in April of 2018. With three full seasons under his belt, he's winning at a high rate

**WKU Coaches All-Time Records at WKU**

Name	Seasons	Record (%)
Paul Sanderford	15	365-120 (.753)
Mary Taylor Cowles	10	199-119 (.626)
Michelle Clark-Heard	6	154-48 (.762)
Steve Small	4	88-40 (.688)
<b>Greg Collins</b>	<b>4</b>	<b>65-45 (.591)</b>

**WKU Coaches All-Time Records in Diddle**

Name	Seasons	Record (%)
Paul Sanderford	15	199-23 (.896)
Mary Taylor Cowles	10	120-36 (.769)
Michelle Clark-Heard	6	74-12 (.861)
Steve Small	4	48-9 (.842)
<b>Greg Collins</b>	<b>4</b>	<b>36-14 (.720)</b>

**ELITE COMPANY**

► Entering the 2021-22 season, WKU was one of 16 women's college basketball teams with 1,000-or-more wins in program history including Tennessee, UConn, James Madison, LA Tech, Stanford, Texas, Stephen F. Austin, Old Dominion, Ohio State, Maryland, Green Bay, Baylor, Notre Dame, Georgia, and Belmont.

► Coming into the season, the Lady Toppers ranked 13th in all-time wins with 1,033 putting them ahead of Baylor, Notre Dame, and all of the SEC outside of Tennessee

**STAT LEADERS GAME-BY-GAME**

	Points	Rebounds	Assists	Steals
Purdue	Abdelgawad (20)	Meredith (7)	Abdelgawad (3)	Faustino (3)
NC A&T	Meredith (20)	Abdelgawad (6)	Foster (5)	Faustino (6)
at Kansas State	Mead (18)	Abdelgawad (10)	Mead (3)	Abdelgawad (3)
UT Martin	Abdelgawad, Meredith (12)	Abdelgawad (19)	Abdelgawad, Blevins, Walker (2)	Abdelgawad, Foster (2)
Kentucky State	Abdelgawad (18)	Abdelgawad (8)	Mead, Sivori (5)	Abdelgawad (7)
Indiana State	Mead (25)	Abdelgawad (6)	Meredith (5)	Mead, Faustino (3)
Tennessee State	Abdelgawad (18)	Abdelgawad (8)	Mead (6)	Abdelgawad, Foster (3)
at Bellarmine	Mead (18)	Mead (8)	Abdelgawad (5)	Abdelgawad (5)
Tennessee Tech	Abdelgawad (33)	Abdelgawad (11)	Mead, Abdelgawad (3)	Blevins (3)
at Miami (Ohio)	Abdelgawad (20)	Abdelgawad (8)	Mead (5)	Meredith (4)
at Fairleigh Dickinson	Abdelgawad (33)	Foster (9)	Blevins (7)	Meredith (2)
Southern Miss	Abdelgawad (36)	Abdelgawad (9)	Mead, Abdelgawad (5)	Mead, Abdelgawad (2)
LA Tech	Abdelgawad (16)	Abdelgawad (14)	Mead (7)	Abdelgawad (4)
at FIU	Abdelgawad, Meredith (21)	Meredith (8)	Mead, Abdelgawad, McBride (2)	Meredith (4)
at Rice	Abdelgawad (33)	Meredith (8)	Mead (4)	Meredith (5)
at North Texas	Abdelgawad (18)	Meredith (5)	Mead (3)	Meredith (6)
Florida Atlantic	Meredith (12)	Mead (7)	Mead (4)	Faustino (3)
FIU	Abdelgawad (28)	Abdelgawad, Mead (6)	Foster, Abdelgawad (5)	Meredith (5)
at UAB	Abdelgawad (28)	Mead, Meredith (6)	Mead (2)	Blevins (2)
at Middle Tennessee	Mead (17)	Abdelgawad (7)	Mead (4)	Abdelgawad (4)
Charlotte	Abdelgawad (20)	Foster (9)	Mead (6)	Abdelgawad (3)
Old Dominion	Mead (15)	Mead, McBride (8)	Abdelgawad (5)	Mead, Sivori (2)
at Florida Atlantic	Abdelgawad (23)	Foster (10)	Abdelgawad (3)	Abdelgawad (5)
UTSA				
at Charlotte				
at Old Dominion				
Middle Tennessee				
Marshall				
at Marshall				

## THE LAST TIME...

## WKU INDIVIDUAL

**Scoring**

**Scored 30 points** - Meral Abdelgawad at Rice; 1/13/2022 (33)

**Scored 40 points** - Dee Givens at Ball State; 12/7/2019 (41)

**Scored double figures in 40 straight games** - Alexis Govan; 2/26/2012-12/21/2013 (47)

**Scored 15 points in a quarter** - Meral Abdelgawad vs. Southern Miss; 12/30/21 (15)

**Scored 20 points in a half** - Meral Abdelgawad vs. Southern Miss; 12/30/21 (26)

**Two players had 20 points** - Meral Abdelgawad (36), Mya Meredith (24) vs. Southern Miss; 12/30/21

**Three players had 20 points** - Kendall Noble (20), Alexis Govan (22), Micah Jones (20) vs. Ole Miss; 12/4/2014

**A player had 20 points or more in five straight games** - Raneem Elgedawy (20 vs. Marshall, 1/17/21; 26 vs. Middle Tennessee, 1/22/21; 20 vs. Middle Tennessee, 1/23/21; 26 vs. Charlotte, 1/29/21; 20 vs. Charlotte, 1/30/21)

**A player had 20 points or more in nine straight games** - Tashia Brown (21 vs. Mercer, 11/24/17; 27 at Georgia State, 11/26/17; 20 vs. Evansville, 11/30/17; 20 at Southern Illinois, 12/10/17; 26 vs. Mississippi Valley State, 12/12/17; 24 vs. Stetson, 12/16/17; 29 vs. Toledo, 12/17/17; 25 at Ball State, 12/21/17; 30 vs. Lee, 12/29/17)

**Six players scored in double figures** - Raneem Elgedawy (26), Hope Sivori (19), Ally Collett (18), Myriah Haywood (14), Fatou Pouye (11), Meral Abdelgawad (10) vs. Charlotte, 1/29/2021

**Seven players scored in double figures** - ShaRae Mansfield (15), Danielle McCulley (13), Natalie Powers (12), Leslie Logsdon (11), Jamie Britt (10), Shea Lunsford (10), Laurie Townsend (10) vs. Lamar in Ruston, La., 3/5/1998

**Double-Doubles**

**30-10 game** - Meral Abdelgawad (33 points; 11 rebounds) vs. Tennessee Tech; 12/5/2021

**20-20 game** - Raneem Elgedawy (22 points, 21 rebounds) at FIU; 2/27/2021

**20-10 game by two players in same game** - Alexis Govan (25 points, 11 rebounds) and Chastity Gooch (26 points, 12 rebounds) vs. East Carolina; 3/21/2013

**Double-double in points and assists** - Hope Sivori vs. Bellarmine (15 points, 11 assists); 12/16/2020

**Double-double in points and blocks** - None in school history

**Double-double in points and steals** - None in school history

**Triple-double** - Kendall Noble vs. Marshall; 3/10/2016 (17 points, 11 rebounds, 10 assists)

**Three players record double-doubles** - Raneem Elgedawy (16 points, 13 rebounds), Myriah Haywood (17 points, 12 rebounds) and Meral Abdelgawad (11 points, 10 rebounds) vs. Florida Atlantic; 2/6/2021

**Double-double in six consecutive games** - Raneem Elgedawy (vs. Marshall on 2/20/2020; at Florida Atlantic on 2/22/2020; at Middle Tennessee on 2/29/2020; vs. Charlotte on 3/5/2020; vs. Louisiana Tech on 3/7/2020; at Marshall on 1/14/2021)

**Double-double in nine consecutive games** - Chastity Gooch (vs. Morehead State on 12/6/2012; vs. Kent State on 12/9/2012; vs. SEMO on 12/16/2012; vs. Wright State on 12/19/2012; vs. Florida A&M on 12/21/2012; vs. North Texas on 12/29/2012; vs. Little Rock on 1/3/2013; vs. Arkansas State on 1/6/2013; vs. Florida Atlantic on 1/12/2013) (9)

**Field Goals**

**Made 10 FG in a game** - Meral Abdelgawad and Mya Meredith vs. Southern Miss; 12/30/2021 (13 and 10)

**Made 19 FG in a game** - Alexis Govan vs. North Texas; 12/29/2012 (19)

**3-Pointers**

**Made 5 3-pointers in a game** - Meral Abdelgawad vs. Southern Miss; 12/30/21 (5)

**Made 6 3-pointers in a game** - Hope Sivori at Louisiana Tech; 1/9/2021 (6)

**Made 7 3-pointers in a game** - Dee Givens at FIU; 1/17/2019 (7)

**Made 8 3-pointers in a game** - Leslie Logsdon vs. Middle Tennessee; 3/11/2003

**Free Throws**

**Made 10 FT in a game** - Raneem Elgedawy vs. Charlotte; 1/29/2021 (10)

**Made 13 FT in a game** - Tashia Brown vs. Old Dominion; 2/8/2018 (13)

**Made 17 FT in a game** - Kendall Noble vs. Dayton; 3/17/2016 (17)

**Made 18 FT in a game** - Crystal Kelly vs. Denver; 2/2/2008 (18)

**Made 19 FT in a game** - Beth Blanton vs. Murray State; 3/2/1978 (19)

**Rebounds**

**15 rebounds** - Meral Abdelgawad vs. UT Martin; 11/15/2021 (19)

**20 rebounds** - Raneem Elgedawy vs. FIU; 2/27/2021 (21)

**25 rebounds** - Arnika Brown vs. South Alabama; 2/17/2010 (25)

**10+ rebounds in five consecutive games** - Raneem Elgedawy from 2/20/2020-1/14/2021 (6 games)

**10+ Rebounds in 10 consecutive games** - Chastity Gooch from 12/6/2012-1/16/2013 (10)

**Assists**

**8 assists** - Hope Sivori at Old Dominion; 3/4/2021 (8)

**11 assists** - Hope Sivori vs. Bellarmine; 12/16/2020 (11)

**12 assists** - Micah Jones vs. Alabama A&M; 11/11/2016 (12)

**15 assists** - Tiffany Zaragoza vs. Tennessee Tech; 12/19/2005 (15)

**Blocks**

**5 blocks** - Raneem Elgedawy vs. UTSA; 1/18/2018 (5)

**6 blocks** - Ivy Brown at UAB; 1/13/2018 (6)

**9 blocks** - Tandreia Green vs. Charlotte; 2/17/1990 (9)

**Steals**

**7 steals** - Meral Abdelgawad vs. Kentucky State; 11/21/2021 (7)

**8 steals** - Whitney Creech at Southern Miss; 2/8/2020 (8)

**10 steals** - Kendall Noble at North Texas; 2/5/2015 (10)

**6 steals in consecutive games** - Kendall Noble vs. Troy (6); 2/12/2014 & South Alabama (8); 2/15/2014

**7 steals in a half** - Chastity Gooch vs. Belmont; 12/29/2014 (7 in 1st Half)

## TEAM

**Scored 100 or more points** - vs. Charlotte on 1/29/2021 (100)

**Scored 100 or more points [Conference game]** - vs. Charlotte on 1/29/2021 (100)

**Scored 90 or more points** - vs. Southern Miss on 12/30/21 (98)

**Scored 90 or more points [Conference game]** - vs. Southern Miss on 12/30/21 (98)

**Allowed 90 or more points** - vs. Charlotte on 1/29/2021 (99)

**Shot 90% or better from free throw line (min. of 10 attempts)** - vs. Morgan State; 11/28/2018 (.933, 14-of-15)

**Shot 60% or better from the field** - vs. Austin Peay; 12/5/2015 (.603, 35-of-58)

**Shot 70% or better from the field in a half** - at FIU; 1/17/2019 (.714, 20-of-28, 2nd)

**Shot 80% or better from the field in a half** - vs. LA Tech; 1/29/2015 (.826, 19-of-23, 2nd)

**Attempted 45 free throws** - vs. Ole Miss; 12/4/2014 (45)

**Made 35 free throws** - vs. Arkansas State; 1/30/1999 (36)

**Made 10 3-pointers in a half** - vs. UTSA; 2/15/2020 (10)

**Won an overtime game** - at Florida Atlantic; 2/10/2022

**Won an overtime road game** - at Florida Atlantic; 2/10/2022

**Lost an overtime game** - vs. Charlotte on 2/3/22

**Played two overtime game** - at Fairleigh Dickinson on 12/17/2021

**Played three overtime game** - vs. Charlotte on 1/29/2021

**Played four overtime game** - None



2021-22 Season Statistics

Game Records

Record	Overall	Home	Away	Neutral
ALL GAMES	16-7	8-3	7-3	1-1
CONFERENCE	9-3	5-1	4-2	0-0
NON-CONFERENCE	7-4	3-2	3-1	1-1

Score by Periods

Team	1st	2nd	3rd	4th	OT	TOT
Western Ky.	391	377	390	471	36	1665
Opponents	336	386	381	404	34	1541

Team Box Score

No.	Player	Total			3-Point			F-Throw		Rebounds				PF DQ A TO BLK STL				PTS	AVG			
		GP-GS	MIN	AVG	FG-FGA	FG%	3FG-3FGA	3FG%	FT-FTA	FT%	OFF	DEF	TOT	AVG	PF	DQ	A			TO	BLK	STL
4	ABDELGAWAD, Meral	23-23	793:26	34.5	162-304	.533	32-92	.348	103-150	.687	53	109	162	7.0	45	0	62	64	3	61	459	20.0
5	MEREDITH, Mya	22-18	607:08	27.6	103-235	.438	32-94	.340	42-68	.618	39	74	113	5.1	45	1	27	49	12	42	280	12.7
3	MEAD, Alexis	23-23	651:11	28.3	79-193	.409	29-71	.408	67-89	.753	39	59	98	4.3	54	1	81	67	2	37	254	11.0
20	BLEVINS, Macey	23-19	608:04	26.4	59-183	.322	40-120	.333	22-33	.667	17	51	68	3.0	52	1	38	58	6	18	180	7.8
1	SIVORI, Hope	22-5	426:25	19.4	53-143	.371	27-84	.321	18-28	.643	11	25	36	1.6	46	0	36	42	0	32	151	6.9
11	FOSTER, Jaylin	23-11	446:47	19.4	55-114	.482	4-22	.182	16-31	.516	35	63	98	4.3	64	2	29	37	10	23	130	5.7
14	FAUSTINO, Teresa	22-4	255:05	11.6	27-74	.365	8-30	.267	10-19	.526	14	21	35	1.6	17	0	16	25	1	26	72	3.3
30	KULO, Selma	20-8	235:37	11.8	24-49	.490	0-1	.000	2-4	.500	15	29	44	2.2	30	0	9	20	21	6	50	2.5
24	WALKER, Jenna	22-0	298:36	13.6	13-45	.289	8-32	.250	17-20	.850	6	12	18	0.8	18	0	17	26	1	10	51	2.3
21	HUNTER, Tori	21-0	90:32	4.3	7-19	.368	0-0	.000	3-8	.375	11	9	20	1.0	13	0	6	5	2	1	17	0.8
25	SMITH, Jordan	13-0	62:20	4.8	4-10	.400	0-3	.000	0-4	.000	4	7	11	0.8	3	0	2	12	0	3	8	0.6
42	MCBRIDE, Gabby	23-4	228:07	9.9	6-18	.333	0-0	.000	1-2	.500	22	36	58	2.5	47	1	11	21	8	6	13	0.6
Team											47	52	99				24					
<b>Total</b>		<b>23</b>	<b>4703</b>		<b>592-1387</b>	<b>.427</b>	<b>180-549</b>	<b>.328</b>	<b>301-456</b>	<b>.660</b>	<b>313</b>	<b>547</b>	<b>860</b>	<b>37.4</b>	<b>434</b>	<b>6</b>	<b>334</b>	<b>450</b>	<b>66</b>	<b>265</b>	<b>1665</b>	<b>72.4</b>
<b>Opponents</b>		<b>23</b>	<b>4702</b>		<b>552-1366</b>	<b>.404</b>	<b>126-462</b>	<b>.273</b>	<b>311-444</b>	<b>.700</b>	<b>326</b>	<b>549</b>	<b>875</b>	<b>38.0</b>	<b>414</b>	<b>8</b>	<b>319</b>	<b>485</b>	<b>55</b>	<b>218</b>	<b>1541</b>	<b>67.0</b>

Team Statistics

	WESTKY	OPP
<b>Scoring</b>	<b>1665</b>	<b>1541</b>
Points per game	72.4	67.0
Scoring margin	+5.4	-
<b>Field goals-att</b>	<b>592-1387</b>	<b>552-1366</b>
Field goal pct	.427	.404
<b>3 point fg-att</b>	<b>180-549</b>	<b>126-462</b>
3-point FG pct	.328	.273
3-pt FG made per game	7.8	5.5
<b>Free throws-att</b>	<b>301-456</b>	<b>311-444</b>
Free throw pct	.660	.700
F-Throws made per game	13.1	13.5
<b>Rebounds</b>	<b>860</b>	<b>875</b>
Rebounds per game	37.4	38.0
Rebounding margin	-0.7	-
<b>Assists</b>	<b>334</b>	<b>319</b>
Assists per game	14.5	13.9
<b>Turnovers</b>	<b>450</b>	<b>485</b>
Turnovers per game	19.6	21.1
Turnover margin	+1.5	-
Assist/turnover ratio	0.7	0.7
<b>Steals</b>	<b>265</b>	<b>218</b>
Steals per game	11.5	9.5
<b>Blocks</b>	<b>66</b>	<b>55</b>
Blocks per game	2.9	2.4
<b>Winning streak</b>	<b>2</b>	<b>-</b>
Home win streak	1	-
<b>Attendance</b>	<b>8796</b>	<b>8951</b>
Home games-Avg/Game	11-800	10-895
Neutral site-Avg/Game	-	2-2197

Team Results

Date	Opponent	Score	Att.
11/10/2021	Purdue	L 69-79	1214
11/12/2021	vs N.C. A&T	W 86-76	2209
11/14/2021	at Kansas St.	L 44-76	2212
11/15/2021	vs UT Martin	L 47-63	2184
11/21/2021	Kentucky St.	W 96-59	796
11/24/2021	Indiana St.	W 83-65	501
11/28/2021	Tennessee St.	W 77-65	584
12/02/2021	at Bellarmine	W 64-55	407
12/05/2021	Tennessee Tech	L 72-76	881
12/15/2021	at Miami (OH)	W 60-58	163
12/17/2021	at Fairleigh Dickinson	Wot2 92-88	153
12/30/2021	Southern Miss.	W 98-88	1222
01/01/2022	Louisiana Tech	W 64-50	526
01/08/2022	at FIU	W 63-51	87
01/13/2022	at Rice	W 78-61	241
01/15/2022	at North Texas	W 61-54	1005
01/20/2022	Fla. Atlantic	W 73-49	709
01/22/2022	FIU	W 87-66	821
01/27/2022	at UAB	L 70-86	412
01/29/2022	at Middle Tenn.	L 64-71	3806
02/03/2022	Charlotte	Lot 74-79	386
02/05/2022	Old Dominion	W 71-57	1156
02/10/2022	at Fla. Atlantic	Wot 72-69	465



2021-22 C-USA Games Only Statistics

Game Records

Record	Overall	Home	Away	Neutral
ALL GAMES	9-3	5-1	4-2	0-0
CONFERENCE	9-3	5-1	4-2	0-0
NON-CONFERENCE	0-0	0-0	0-0	0-0

Score by Periods

Team	1st	2nd	3rd	4th	OT	TOT
Western Ky.	218	189	200	250	18	875
Opponents	168	193	200	200	20	781

Team Box Score

No.	Player	Total			3-Point			F-Throw		Rebounds				Other								
		GP-GS	MIN	AVG	FG-FGA	FG%	3FG-3FGA	3FG%	FT-FTA	FT%	OFF	DEF	TOT	AVG	PF	DQ	A	TO	BLK	STL	PTS	AVG
4	ABDELGAWAD, Meral	12-12	425:19	35.4	92-161	.571	17-46	.370	58-83	.699	22	48	70	5.8	21	0	34	36	2	33	259	21.6
5	MEREDITH, Mya	11-11	330:05	30.0	56-130	.431	21-52	.404	21-35	.600	15	51	66	6.0	21	0	12	28	10	25	154	14.0
3	MEAD, Alexis	12-12	358:17	29.9	39-98	.398	12-27	.444	39-50	.780	27	32	59	4.9	28	0	45	38	0	19	129	10.8
1	SIVORI, Hope	11-1	222:11	20.2	28-67	.418	17-42	.405	11-19	.579	5	17	22	2.0	19	0	17	16	0	14	84	7.6
20	BLEVINS, Macey	12-12	325:42	27.1	32-97	.330	19-61	.311	4-6	.667	7	27	34	2.8	25	0	13	30	4	11	87	7.3
11	FOSTER, Jaylin	12-10	263:50	22.0	25-62	.403	3-14	.214	9-16	.563	20	35	55	4.6	34	1	14	19	4	11	62	5.2
14	FAUSTINO, Teresa	11-0	105:39	9.6	14-35	.400	3-13	.231	2-6	.333	8	11	19	1.7	5	0	9	9	0	9	33	3.0
30	KULO, Selma	9-2	105:14	11.7	13-21	.619	0-1	.000	0-0	.000	10	11	21	2.3	15	0	3	9	11	2	26	2.9
24	WALKER, Jenna	11-0	132:57	12.1	5-19	.263	2-14	.143	9-10	.900	2	3	5	0.5	8	0	8	9	0	7	21	1.9
25	SMITH, Jordan	6-0	25:11	4.2	4-6	.667	0-2	.000	0-0	.000	1	3	4	0.7	0	0	0	5	0	3	8	1.3
42	MCBRIDE, Gabby	12-0	128:38	10.7	4-10	.400	0-0	.000	0-0	.000	13	24	37	3.1	32	1	7	8	2	4	8	0.7
21	HUNTER, Tori	10-0	30:15	3.0	2-5	.400	0-0	.000	0-0	.000	1	2	3	0.3	6	0	2	1	1	0	4	0.4
Team											27	27	54					17				
<b>Total</b>		<b>12</b>	<b>2453</b>		<b>314-711</b>	<b>.442</b>	<b>94-272</b>	<b>.346</b>	<b>153-225</b>	<b>.680</b>	<b>158</b>	<b>291</b>	<b>449</b>	<b>37.4</b>	<b>214</b>	<b>2</b>	<b>164</b>	<b>225</b>	<b>34</b>	<b>138</b>	<b>875</b>	<b>72.9</b>
<b>Opponents</b>		<b>12</b>	<b>2450</b>		<b>275-696</b>	<b>.395</b>	<b>72-252</b>	<b>.286</b>	<b>159-226</b>	<b>.704</b>	<b>162</b>	<b>272</b>	<b>434</b>	<b>36.2</b>	<b>207</b>	<b>5</b>	<b>140</b>	<b>238</b>	<b>28</b>	<b>111</b>	<b>781</b>	<b>65.1</b>

Team Statistics

	WESTKY	OPP
<b>Scoring</b>	<b>875</b>	<b>781</b>
Points per game	72.9	65.1
Scoring margin	+7.8	-
<b>Field goals-att</b>	<b>314-711</b>	<b>275-696</b>
Field goal pct	.442	.395
<b>3 point fg-att</b>	<b>94-272</b>	<b>72-252</b>
3-point FG pct	.346	.286
3-pt FG made per game	7.8	6.0
<b>Free throws-att</b>	<b>153-225</b>	<b>159-226</b>
Free throw pct	.680	.704
F-Throws made per game	12.8	13.3
<b>Rebounds</b>	<b>449</b>	<b>434</b>
Rebounds per game	37.4	36.2
Rebounding margin	+1.3	-
<b>Assists</b>	<b>164</b>	<b>140</b>
Assists per game	13.7	11.7
<b>Turnovers</b>	<b>225</b>	<b>238</b>
Turnovers per game	18.8	19.8
Turnover margin	+1.1	-
Assist/turnover ratio	0.7	0.6
<b>Steals</b>	<b>138</b>	<b>111</b>
Steals per game	11.5	9.3
<b>Blocks</b>	<b>34</b>	<b>28</b>
Blocks per game	2.8	2.3
<b>Winning streak</b>	<b>2</b>	<b>-</b>
Home win streak	1	-
<b>Attendance</b>	<b>4820</b>	<b>6016</b>
Home games-Avg/Game	6-803	6-1003
Neutral site-Avg/Game	-	0-0

Team Results

Date	Opponent	Score	Att.
12/30/2021	Southern Miss.	W 98-88	1222
01/01/2022	Louisiana Tech	W 64-50	526
01/08/2022	at FIU	W 63-51	87
01/13/2022	at Rice	W 78-61	241
01/15/2022	at North Texas	W 61-54	1005
01/20/2022	Fla. Atlantic	W 73-49	709
01/22/2022	FIU	W 87-66	821
01/27/2022	at UAB	L 70-86	412
01/29/2022	at Middle Tenn.	L 64-71	3806
02/03/2022	Charlotte	Lot 74-79	386
02/05/2022	Old Dominion	W 71-57	1156
02/10/2022	at Fla. Atlantic	Wot 72-69	465





GAME-BY-GAME STAT COMPARISON

WKU

Opponent	Date	Score		Total		3-Pointers		Free throws		Rebounds				PF	A	TO	BLK	STL	PTS	AVG
				FG-FGA	PCT	3FG-3FGA	PCT	FT-FTA	PCT	OFF	DEF	TOT	AVG							
Purdue	11/10/2021	69-79	L	24-63	.381	7-25	.280	14-23	.609	14	19	33	33.0	26	11	21	2	7	69	69.0
vs N.C. A&T	11/12/2021	86-76	W	31-64	.484	14-32	.438	10-15	.667	13	27	40	36.5	24	24	33	0	16	86	77.5
at Kansas St.	11/14/2021	44-76	L	17-60	.283	4-26	.154	6-10	.600	12	22	34	35.7	20	5	22	4	8	44	66.3
vs UT Martin	11/15/2021	47-63	L	15-55	.273	6-29	.207	11-15	.733	16	28	44	37.8	21	11	20	2	7	47	61.5
Kentucky St.	11/21/2021	96-59	W	35-72	.486	10-31	.323	16-33	.485	17	27	44	39.0	16	28	21	5	26	96	68.4
Indiana St.	11/24/2021	83-65	W	24-47	.511	13-28	.464	22-29	.759	10	21	31	37.7	17	20	19	2	9	83	70.8
Tennessee St.	11/28/2021	77-65	W	26-60	.433	8-24	.333	17-26	.654	16	20	36	37.4	12	16	20	3	13	77	71.7
at Bellarmine	12/02/2021	64-55	W	24-65	.369	5-21	.238	11-19	.579	13	25	38	37.5	15	11	14	7	16	64	70.8
Tennessee Tech	12/05/2021	72-76	L	27-59	.458	7-19	.368	11-13	.846	12	15	27	36.3	23	14	17	2	8	72	70.9
at Miami (OH)	12/15/2021	60-58	W	22-54	.407	5-19	.263	11-19	.579	14	26	40	36.7	18	11	24	3	12	60	69.8
at Fairleigh Dickinson	12/17/2021	92-88	Wot2	33-77	.429	7-23	.304	19-29	.655	18	26	44	37.4	28	19	14	2	5	92	71.8
Southern Miss.	12/30/2021	98-88	W	37-72	.514	11-26	.423	13-16	.813	17	21	38	37.4	17	22	17	8	8	98	74.0
Louisiana Tech	01/01/2022	64-50	W	25-53	.472	11-28	.393	3-4	.750	8	31	39	37.5	20	17	29	4	11	64	73.2
at FIU	01/08/2022	63-51	W	22-43	.512	5-14	.357	14-17	.824	5	27	32	37.1	17	8	26	1	11	63	72.5
at Rice	01/13/2022	78-61	W	30-61	.492	9-26	.346	9-14	.643	6	30	36	37.1	18	19	18	4	14	78	72.9
at North Texas	01/15/2022	61-54	W	21-48	.438	7-13	.538	12-17	.706	3	16	19	35.9	20	8	19	5	21	61	72.1
Fla. Atlantic	01/20/2022	73-49	W	29-67	.433	9-20	.450	6-10	.600	16	25	41	36.2	10	21	15	3	13	73	72.2
FIU	01/22/2022	87-66	W	31-56	.554	9-22	.409	16-22	.727	15	22	37	36.3	15	16	21	3	14	87	73.0
at UAB	01/27/2022	70-86	L	23-63	.365	7-24	.292	17-28	.607	14	21	35	36.2	22	6	13	2	7	70	72.8
at Middle Tenn.	01/29/2022	64-71	L	23-49	.469	5-20	.250	13-21	.619	7	25	32	36.0	23	13	21	0	11	64	72.4
Charlotte	02/03/2022	74-79	Lot	28-70	.400	7-27	.259	11-14	.786	19	23	42	36.3	19	15	17	1	8	74	72.5
Old Dominion	02/05/2022	71-57	W	21-56	.375	8-22	.364	21-30	.700	23	29	52	37.0	11	13	17	1	6	71	72.4
at Fla. Atlantic	02/10/2022	72-69	Wot	24-73	.329	6-30	.200	18-32	.563	25	21	46	37.4	22	6	12	2	14	72	72.4
<b>Total</b>		<b>1665</b>		<b>592-1387</b>	<b>.427</b>	<b>180-549</b>	<b>.328</b>	<b>301-456</b>	<b>.660</b>	<b>313</b>	<b>547</b>	<b>860</b>	<b>37.4</b>	<b>434</b>	<b>334</b>	<b>450</b>	<b>66</b>	<b>265</b>	<b>1665</b>	<b>72.4</b>
Opponents		1541		552-1366	.404	126-462	.273	311-444	.700	326	549	875	38.0	414	319	485	55	218	1541	67.0

Opponents

Opponent	Date	Score		Total		3-Pointers		Free throws		Rebounds				PF	A	TO	BLK	STL	PTS	AVG
				FG-FGA	PCT	3FG-3FGA	PCT	FT-FTA	PCT	OFF	DEF	TOT	AVG							
Purdue	11/10/2021	69-79	L	24-55	.436	9-26	.346	22-28	.786	14	28	42	42.0	26	15	26	4	12	79	79.0
vs N.C. A&T	11/12/2021	86-76	W	29-67	.433	4-17	.235	14-25	.560	16	24	40	41.0	20	9	29	1	9	76	77.5
at Kansas St.	11/14/2021	44-76	L	28-63	.444	3-16	.188	17-24	.708	15	31	46	42.7	13	24	15	5	12	76	77.0
vs UT Martin	11/15/2021	47-63	L	21-52	.404	8-27	.296	13-17	.765	6	26	32	40.0	16	16	14	2	10	63	73.5
Kentucky St.	11/21/2021	96-59	W	24-57	.421	3-13	.231	8-16	.500	12	27	39	39.8	20	18	38	0	13	59	70.6
Indiana St.	11/24/2021	83-65	W	25-62	.403	5-15	.333	10-12	.833	18	16	34	38.8	22	12	21	1	8	65	69.7
Tennessee St.	11/28/2021	77-65	W	29-61	.475	2-13	.154	5-8	.625	12	22	34	38.1	20	17	24	3	8	65	69.0
at Bellarmine	12/02/2021	64-55	W	20-62	.323	4-21	.190	11-13	.846	18	31	49	39.5	15	12	26	5	6	55	67.3
Tennessee Tech	12/05/2021	72-76	L	24-48	.500	5-13	.385	23-32	.719	13	21	34	38.9	13	18	20	3	8	76	68.2
at Miami (OH)	12/15/2021	60-58	W	25-71	.352	3-22	.136	5-7	.714	21	22	43	39.3	22	17	19	1	15	58	67.2
at Fairleigh Dickinson	12/17/2021	92-88	Wot2	28-72	.389	8-27	.296	24-36	.667	19	29	48	40.1	20	21	15	2	6	88	69.1
Southern Miss.	12/30/2021	98-88	W	35-72	.486	4-12	.333	14-24	.583	22	20	42	40.3	18	12	19	1	13	88	70.7
Louisiana Tech	01/01/2022	64-50	W	16-54	.296	1-11	.091	17-24	.708	11	21	32	39.6	10	6	23	0	14	50	69.1
at FIU	01/08/2022	63-51	W	17-50	.340	6-22	.273	11-17	.647	8	14	22	38.4	20	8	20	3	12	51	67.8
at Rice	01/13/2022	78-61	W	24-65	.369	4-25	.160	9-12	.750	12	27	39	38.4	14	9	19	1	8	61	67.3
at North Texas	01/15/2022	61-54	W	18-46	.391	5-17	.294	13-15	.867	12	26	38	38.4	18	10	29	0	11	54	66.5
Fla. Atlantic	01/20/2022	73-49	W	16-49	.327	5-21	.238	12-16	.750	8	25	33	38.1	12	10	23	1	10	49	65.5
FIU	01/22/2022	87-66	W	24-59	.407	10-23	.435	8-10	.800	15	14	29	37.6	20	10	24	0	9	66	65.5
at UAB	01/27/2022	70-86	L	31-64	.484	8-20	.400	16-22	.727	16	34	50	38.2	21	19	15	1	6	86	66.6
at Middle Tenn.	01/29/2022	64-71	L	21-60	.350	11-39	.282	18-25	.720	15	21	36	38.1	16	13	16	6	12	71	66.8
Charlotte	02/03/2022	74-79	Lot	27-60	.450	7-20	.350	18-28	.643	16	25	41	38.2	11	18	16	7	5	79	67.4
Old Dominion	02/05/2022	71-57	W	23-64	.359	6-26	.231	5-11	.455	16	15	31	37.9	20	13	12	6	7	57	66.9
at Fla. Atlantic	02/10/2022	72-69	Wot	23-53	.434	5-16	.313	18-22	.818	11	30	41	38.0	27	12	22	2	4	69	67.0
<b>Total</b>		<b>1541</b>		<b>552-1366</b>	<b>.404</b>	<b>126-462</b>	<b>.273</b>	<b>311-444</b>	<b>.700</b>	<b>326</b>	<b>549</b>	<b>875</b>	<b>38.0</b>	<b>414</b>	<b>319</b>	<b>485</b>	<b>55</b>	<b>218</b>	<b>1541</b>	<b>67.0</b>
Western Ky.		1665		592-1387	.427	180-549	.328	301-456	.660	313	547	860	37.4	434	334	450	66	265	1665	72.4



# GREG COLLINS

- >> 65 wins at WKU
- >> 72.0 percent winning percentage in Diddle Arena
- >> 20 wins in two of first three seasons

Following six seasons on the WKU coaching staff, Greg Collins was named the 11th head coach in Lady Topper Basketball history on March 27, 2018, and is in his fourth season as the head coach in 2021-22.

Due to the COVID-19 pandemic, the Lady Toppers played a reduced and altered schedule in 2020-21. WKU played only 22 regular season games, the fewest games for the Lady Toppers since the 1974-75 season.

WKU came into the 2020-21 season as one of the youngest teams in the country and that youth showed with 14 games decided by less than 10 points, including six one-possession games. Overall, WKU featured six true freshmen and one redshirt freshman.

Hope Sivori had a breakout season, locking up C-USA Co-Freshmen of the Year honors along with All-Freshmen Team accolades. Raneem Elgedawy joined Sivori in earning postseason awards. Elgedawy was named to the All-C-USA First Team after missing the first half of the season. Meral Abdelgawad also brought home hardware after being tabbed to the C-USA All-Defensive Team.

In 2019-20, Collins led the Lady Toppers to their eighth straight 20-win season marking a new program record topping the previous seven-season 20-win streak from 1982-83 to 1988-89 set by former head coach Paul Sanderford. WKU finished the season 22-7 overall and 14-4 in Conference USA.

The Lady Toppers defended Diddle Arena, going a perfect 13-0 on their home court in 2019-20. WKU was one of only 10 NCAA Division I teams to complete an undefeated home slate in 2019-20.

After breakout seasons in 2018-19, Dee Givens and Raneem Elgedawy continued their surge in 2019-20. Both were named to the All-Conference USA First Team after stellar seasons. Givens was also tabbed to the C-USA All-Defensive Team.

After starting the C-USA portion of the schedule 0-2, the Lady Toppers bounced back winning 14 of their last 16 games that included a 10-game winning streak. WKU finished the season with a 31st place RPI ranking, reaching the top 30 several times throughout the season. WKU was projected

In his first season at the helm of the program, Collins led the Lady Toppers to a 20-15 overall record and guided the program to its 1,000th all-time win.

Givens enjoyed a breakout season in Collins' first year, emerging as one of the most electric players in C-USA and earning First Team All-C-USA honors following the season. Elgedawy also made a jump from her Freshman of the Year campaign, becoming WKU's most reliable post option inside and picking up Second Team All-C-USA accolades.

Sitting at 14-13 after a four-game skid in mid-February, Collins righted the ship as WKU won four of its final six games, including a home win over archrival Middle Tennessee and two games in the Postseason WNIT to reach the 20-win plateau.

Collins has been instrumental in the emergence of the Lady Toppers on the national scene over the last 10 seasons, helping to lead the program to four conference tournament championships and NCAA appearances over that span. In the seven years since WKU's move to C-USA, Collins has helped to push WKU to two regular season titles and three tournament championships.

In Collins' six seasons on the Lady Topper staff before being named head coach, WKU won 154 games, the most among all C-USA teams in that timeframe. Under his tutelage, WKU has produced three C-USA Players of the Year, including 2018 winner Tashia Brown, and has had 13 First Team All-Conference selections.

His presence has also been felt on the recruiting trail where he helped WKU secure a top 100 signing class in 2014, including Kentucky Miss Basketball Ivy Brown.

Prior to coming to WKU, Collins spent five seasons as an assistant coach at the University of Arkansas. The Razorbacks finished 24-9 in his final year with the team in 2011-12, advancing to the second round of the NCAA Tournament. Collins also helped guide Arkansas to WNIT appearances in both 2009 and 2011.

His impact also extended into recruiting where he was key in signing the highest ranked player in the Razorbacks' top 25 class of 2008 - Louisville native C'eira Ricketts. Ricketts was named SEC Freshman of the Year following her first season, and went on to become an Associated Press All-America selection.

Prior to going to Fayetteville under head coach Tom Collen, Collins was on the staff for five seasons at Louisville. The Cardinals made three straight NCAA Tournament appearances during that time, and earned the program's first-ever Top 25 ranking. U of L won 70 percent of its games during Collins' tenure.

Collins was responsible for the development of the U of L post players, helping develop a pair of WNBA draft picks in Lori Nero and Jazz Covington.

Collins went to Louisville after serving as an assistant athletic director and assistant coach at DuPont Manual High School in Louisville. Along with his assistant athletic director duties, he was the junior varsity head coach and the assistant varsity coach. While at Manual, the Lady Crimsoms advanced to the semifinals of the state tournament in 2000 and recorded a runner-up finish in 2001.

## THE COLLINS FILE

### PERSONAL

Born: Oct. 26, 1965  
 Hometown: Louisville, Ky.  
 Wife: Rae Collins  
 Children: Parker, Claire, Will  
 College: Louisville, 1988

### COACHING EXPERIENCE

**AC**..... North Bullitt HS  
**AC/Asst. AD** .....DuPont Manual HS  
 ..... 1997-2002  
**HC**..... Derek Smith All Stars (AAU)  
 ..... 2000-03  
**Advanced Scout**.....New York Liberty  
 ..... 2006-07  
**AC**..... Louisville  
 ..... 2002-07  
**AC**..... Arkansas  
 ..... 2007-12  
**AC**..... WKU  
 ..... 2012-14  
**Associate HC**..... WKU  
 ..... 2014-18  
**HC**..... WKU  
 ..... 2018-present

### BY THE NUMBERS

Overall record ..... 65-45  
 At WKU (HC and AC) ..... 219-83  
 Regular season record ..... 62-42  
 Conference record ..... 41-22  
 Postseason record ..... 3-3  
 Record in Diddle ..... 36-14

### HEAD COACHING RECORD

Year	Overall	C-USA
2018-19	20-15	11-5
2019-20	22-7	14-4
2020-21	7-16	6-10
2021-22	16-7	9-3
<b>Total:</b>	<b>65-45</b>	<b>41-22</b>



**#1 Hope Sivori**  
**Sophomore | Guard | 5'5"**  
**Louisville, Ky. | Mercy Academy**  
**Years at WKU: 2 | Years in NCAA Basketball: 2 | Eligibility Remaining: 3**  
**Pronunciation: suh-VORE-ee**

**CAREER/SEASON HIGHS**

**POINTS**

Season 14 (vs. NC A&T, 11/12/21)  
 Career 23 (at LA Tech, 1/9/21)

**REBOUNDS**

Season 6 (at Florida Atlantic, 2/10/22)  
 Career 6 (2x, last at Florida Atlantic, 2/10/22)

**FIELD GOALS**

Season 5 (3x, last at Bellarmine, 12/2/21)  
 Career 9 (at Rice, 2/13/21)

**3-POINT FIELD GOALS**

Season 3 (2x, last vs. Old Dominion, 2/5/22)  
 Career 6 (at LA Tech, 1/9/21)

**FREE THROWS**

Season 5 (at Florida Atlantic, 2/12/22)  
 Career 8 (vs. Marshall, 1/17/21)

**ASSISTS**

Season 5 (vs. Kentucky State, 11/21/21)  
 Career 11 (vs. Bellarmine, 12/16/20)

**BLOCKS**

Season -  
 Career -

**STEALS**

Season 4 (vs. Kentucky State, 11/21/21)  
 Career 4 (4x, last vs. Kentucky State, 11/21/21)

**MINUTES PLAYED**

Season 34 (at Florida Atlantic, 12/10/22)  
 Career 40 (vs. Charlotte, 1/29/21)

**2021-22 GAME-BY-GAME STATS**


Opponent	Date	GS	MIN	Total		3-Pointers		Free throws		Rebounds				PF	A	TO	BLK	STL	PTS	AVG
				FG-FGA	PCT	3FG-3FGA	PCT	FT-FTA	PCT	OFF	DEF	TOT	AVG							
Purdue	11/10/2021	*	17:51	2-7	.286	2-5	.400	0-0	.000	0	0	0	0.0	4	1	1	0	2	6	6.0
vs N.C. A&T	11/12/2021	*	28:20	5-13	.385	3-10	.300	1-1	1.000	0	1	1	0.5	2	2	5	0	2	14	10.0
at Kansas St.	11/14/2021	*	19:35	1-7	.143	0-3	.000	0-0	.000	1	0	1	0.7	2	0	6	0	1	2	7.3
vs UT Martin	11/15/2021	*	15:49	0-5	.000	0-3	.000	1-2	.500	1	0	1	0.8	2	0	1	0	0	1	5.8
Kentucky St.	11/21/2021		16:50	5-8	.625	1-4	.250	0-0	.000	0	1	1	0.8	2	5	3	0	4	11	6.8
Indiana St.	11/24/2021		15:28	1-3	.333	1-3	.333	2-2	1.000	0	2	2	1.0	1	3	3	0	3	5	6.5
Tennessee St.	11/28/2021		11:51	2-5	.400	1-2	.500	0-0	.000	1	1	2	1.1	0	0	2	0	1	5	6.3
at Bellarmine	12/02/2021		26:38	5-12	.417	0-5	.000	1-2	.500	1	2	3	1.4	4	2	1	0	3	11	6.9
Tennessee Tech	12/05/2021		21:17	3-9	.333	2-4	.500	0-0	.000	1	0	1	1.3	4	2	2	0	2	8	7.0
at Miami (OH)	12/15/2021		09:15	0-2	.000	0-1	.000	0-0	.000	1	0	1	1.3	2	1	1	0	0	0	6.3
at Fairleigh Dickinson	12/17/2021		21:20	1-5	.200	0-2	.000	2-2	1.000	0	1	1	1.3	4	3	1	0	0	4	6.1
Southern Miss.	12/30/2021		15:33	3-7	.429	2-5	.400	0-0	.000	1	3	4	1.5	2	2	2	0	1	8	6.3
Louisiana Tech	01/01/2022		23:31	5-9	.556	3-6	.500	0-0	.000	0	1	1	1.5	2	1	3	0	1	13	6.8
at Rice	01/13/2022		17:12	3-9	.333	1-4	.250	0-0	.000	1	2	3	1.6	4	2	3	0	1	7	6.8
at North Texas	01/15/2022		14:58	2-5	.400	1-2	.500	0-0	.000	0	2	2	1.6	2	1	1	0	3	5	6.7
Fla. Atlantic	01/20/2022		20:39	2-5	.400	2-4	.500	1-2	.500	1	0	1	1.6	0	2	1	0	1	7	6.7
FIU	01/22/2022		18:24	2-2	1.000	1-1	1.000	0-0	.000	0	0	0	1.5	2	1	0	0	0	5	6.6
at UAB	01/27/2022		08:14	0-0	.000	0-0	.000	0-0	.000	0	1	1	1.4	0	1	1	0	0	0	6.2
at Middle Tenn.	01/29/2022		21:17	2-6	.333	2-6	.333	2-4	.500	0	0	0	1.4	2	3	0	0	2	8	6.3
Charlotte	02/03/2022		25:36	3-6	.500	1-2	.500	3-3	1.000	0	0	0	1.3	2	2	0	0	1	10	6.5
Old Dominion	02/05/2022		22:21	4-7	.571	3-5	.600	0-0	.000	1	3	4	1.4	0	2	4	0	2	11	6.7
at Fla. Atlantic	02/10/2022	*	34:27	2-11	.182	1-7	.143	5-10	.500	1	5	6	1.6	3	0	1	0	2	10	6.9
<b>Totals</b>			<b>5 426:25</b>	<b>53-143</b>	<b>.371</b>	<b>27-84</b>	<b>.321</b>	<b>18-28</b>	<b>.643</b>	<b>11</b>	<b>25</b>	<b>36</b>	<b>1.6</b>	<b>46</b>	<b>36</b>	<b>42</b>	<b>0</b>	<b>32</b>	<b>151</b>	<b>6.9</b>

**Player Averages**

Games Played	Minutes/game	Points/game	FG Pct	3FG Pct	FT Pct	Rebounds/game	Assists/game	Turnovers/game	Assist/Turnover ratio	Steals/game	Blocks/game
22	19.4	6.9	37.1	32.1	64.3	1.6	1.6	1.9	0.9	1.5	0.0

**CAREER STATISTICS**

SEASON	TEAM	GP-GS	MIN/AVG	Field Goals		3-Point		F-Throws		Rebounds				Scoring						
				FG-FGA	FG%	3FG-3FGA	3FG%	FT-FTA	FT%	OFF	DEF	TOT	AVG	PF-FO	A	TO	BLK	STL	PTS	AVG
2020-21	WestKy	23-20	676/29.4	69-197	.350	26-87	.299	57-77	.740	15	65	80	3.5	56-2	97	91	0	41	221	9.6
2021-22	WestKy	22-5	426/19.4	53-143	.371	27-84	.321	18-28	.643	11	25	36	1.6	46-0	36	42	0	32	151	6.9
<b>TOTAL</b>		<b>45-25</b>	<b>1102/24.5</b>	<b>122-340</b>	<b>.359</b>	<b>53-171</b>	<b>.310</b>	<b>75-105</b>	<b>.714</b>	<b>26</b>	<b>90</b>	<b>116</b>	<b>2.6</b>	<b>102-2</b>	<b>133</b>	<b>133</b>	<b>0</b>	<b>73</b>	<b>372</b>	<b>8.3</b>



# #3 Alexis Mead

Freshman | Guard | 5'5"

Moreno Valley, Calif. | Martin Luther King HS

Years at WKU: 1 | Years in NCAA Basketball: 1 | Eligibility Remaining: 3

## CAREER/SEASON HIGHS

### POINTS

Season 25 (vs. Indiana State, 11/24/21)  
 Career 25 (vs. Indiana State, 11/24/21)

### REBOUNDS

Season 8 (2x, last vs. Old Dominion, 2/5/22)  
 Career 8 (2x, last vs. Old Dominion, 2/5/22)

### FIELD GOALS

Season 7 (at Kansas State, 11/14/21)  
 Career 7 (at Kansas State, 11/14/21)

### 3-POINT FIELD GOALS

Season 5 (vs. Indiana State, 11/24/21)  
 Career 5 (vs. Indiana State, 11/24/21)

### FREE THROWS

Season 8 (2x, last vs. Old Dominion, 2/5/22)  
 Career 8 (2x, last vs. Old Dominion, 2/5/22)

### ASSISTS

Season 7 (vs. LA Tech, 1/1/22)  
 Career 7 (vs. LA Tech, 1/1/22)

### BLOCKS

Season 1 (2x, last vs. Tennessee Tech, 12/5/21)  
 Career 1 (2x, last vs. Tennessee Tech, 12/5/21)

### STEALS

Season 4 (3x, last at North Texas, 2/15/22)  
 Career 4 (3x, last at North Texas, 2/15/22)

### MINUTES PLAYED

Season 37 (vs. Charlotte, 2/3/22)  
 Career 37 (vs. Charlotte, 2/3/22)

## 2021-22 GAME-BY-GAME STATS

Opponent	Date	GS	MIN	Total		3-Pointers		Free throws		Rebounds				PF	A	TO	BLK	STL	PTS	AVG	
				FG-FGA	PCT	3FG-3FGA	PCT	FT-FTA	PCT	OFF	DEF	TOT	AVG								
Purdue	11/10/2021	*	18:24	3-5	.600	0-1	.000	1-3	.333	0	1	1	1.0	2	2	0	0	0	7	7.0	
vs N.C. A&T	11/12/2021	*	19:04	0-3	.000	0-2	.000	2-2	1.000	3	2	5	3.0	3	4	1	0	1	2	4.5	
at Kansas St.	11/14/2021	*	28:54	7-12	.583	2-6	.333	2-2	1.000	2	5	7	4.3	3	3	6	0	1	18	9.0	
vs UT Martin	11/15/2021	*	20:38	2-7	.286	1-5	.200	0-0	.000	1	0	1	3.5	2	0	2	0	1	5	8.0	
Kentucky St.	11/21/2021	*	21:19	4-6	.667	1-2	.500	2-4	.500	0	2	2	3.2	1	5	3	0	4	11	8.6	
Indiana St.	11/24/2021	*	31:01	6-10	.600	5-8	.625	8-9	.889	1	4	5	3.5	3	4	2	0	3	25	11.3	
Tennessee St.	11/28/2021	*	29:13	3-7	.429	3-4	.750	7-9	.778	1	3	4	3.6	0	6	3	0	1	16	12.0	
at Bellarmine	12/02/2021	*	34:15	6-14	.429	3-4	.750	3-6	.500	3	5	8	4.1	0	2	4	1	4	18	12.8	
Tennessee Tech	12/05/2021	*	30:36	2-11	.182	0-4	.000	2-3	.667	0	1	1	3.8	3	5	1	1	6	12.0		
at Miami (OH)	12/15/2021	*	36:40	5-12	.417	2-5	.400	1-1	1.000	1	1	2	3.6	4	5	2	0	2	13	12.1	
at Fairleigh Dickinson	12/17/2021	*	22:51	2-8	.250	0-3	.000	0-0	.000	0	3	3	3.5	5	2	1	0	0	4	11.4	
Southern Miss.	12/30/2021	*	29:15	4-8	.500	1-1	1.000	4-6	.667	4	1	5	3.7	3	5	4	0	2	13	11.5	
Louisiana Tech	01/01/2022	*	25:52	3-6	.500	1-2	.500	0-0	.000	2	2	4	3.7	4	7	6	0	3	7	11.2	
at FIU	01/08/2022	*	34:36	2-9	.222	0-1	.000	0-0	.000	0	3	3	3.6	0	2	3	0	2	4	10.6	
at Rice	01/13/2022	*	30:38	1-4	.250	0-2	.000	2-2	1.000	0	4	4	3.7	2	4	3	0	1	4	10.2	
at North Texas	01/15/2022	*	30:58	2-5	.400	1-2	.500	6-6	1.000	1	2	3	3.6	3	3	2	0	4	11	10.3	
Fla. Atlantic	01/20/2022	*	24:28	3-9	.333	0-1	.000	3-4	.750	4	3	7	3.8	2	4	0	0	1	9	10.2	
FIU	01/22/2022	*	23:30	4-5	.800	2-2	1.000	2-2	1.000	4	2	6	3.9	3	4	3	0	0	12	10.3	
at UAB	01/27/2022	*	33:21	6-10	.600	3-3	1.000	2-2	1.000	3	3	6	4.1	3	2	2	0	1	17	10.6	
at Middle Tenn.	01/29/2022	*	33:44	5-10	.500	0-2	.000	7-11	.636	0	4	4	4.1	1	4	8	0	2	17	11.0	
Charlotte	02/03/2022	*	37:50	3-10	.300	1-3	.333	3-5	.600	2	1	3	4.0	3	6	4	0	0	10	10.9	
Old Dominion	02/05/2022	*	31:08	3-7	.429	1-2	.500	8-10	.800	3	5	8	4.2	1	4	2	0	2	15	11.1	
at Fla. Atlantic	02/10/2022	*	22:58	3-15	.200	2-6	.333	2-2	1.000	4	2	6	4.3	3	0	1	0	1	10	11.0	
<b>Totals</b>			<b>23</b>	<b>651:111</b>	<b>79-193</b>	<b>.409</b>	<b>29-71</b>	<b>.408</b>	<b>67-89</b>	<b>.753</b>	<b>39</b>	<b>59</b>	<b>98</b>	<b>4.3</b>	<b>54</b>	<b>81</b>	<b>67</b>	<b>2</b>	<b>37</b>	<b>254</b>	<b>11.0</b>

### Player Averages

Games Played	Minutes/game	Points/game	FG Pct	3FG Pct	FT Pct	Rebounds/game	Assists/game	Turnovers/game	Assist/Turnover ratio	Steals/game	Blocks/game
23	28.3	11.0	40.9	40.8	75.3	4.3	3.5	2.9	1.2	1.6	0.1

## CAREER STATISTICS

SEASON	TEAM	GP-GS	MIN/AVG	Field Goals		3-Point		F-Throws		Rebounds				Scoring						
				FG-FGA	FG%	3FG-3FGA	3FG%	FT-FTA	FT%	OFF	DEF	TOT	AVG	PF-FO	A	TO	BLK	STL	PTS	AVG
2021-22	WestKy	23-23	651/28.3	79-193	.409	29-71	.408	67-89	.753	39	59	98	4.3	54-1	81	67	2	37	254	11.0
<b>TOTAL</b>		<b>23-23</b>	<b>651/28.3</b>	<b>79-193</b>	<b>.409</b>	<b>29-71</b>	<b>.408</b>	<b>67-89</b>	<b>.753</b>	<b>39</b>	<b>59</b>	<b>98</b>	<b>4.3</b>	<b>54-1</b>	<b>81</b>	<b>67</b>	<b>2</b>	<b>37</b>	<b>254</b>	<b>11.0</b>



# #4 Meral Abdelgawad

Senior | Guard | 5'11"

Cairo, Egypt

Years at WKU: 4 | Years in NCAA Basketball: 4 | Eligibility Remaining: 1

Pronunciation: me-RAWL AB-dell-guh-wad

## CAREER/SEASON HIGHS

### POINTS

Season 36 (vs. Southern Miss, 12/30/21)  
 Career 36 (vs. Southern Miss, 12/30/21)

### REBOUNDS

Season 19 (vs. UT Martin, 11/15/21)  
 Career 19 (vs. UT Martin, 11/15/21)

### FIELD GOALS

Season 13 (2x, last vs. Southern Miss, 12/30/21)  
 Career 13 (2x, last vs. Southern Miss, 12/30/21)

### 3-POINT FIELD GOALS

Season 5 (vs. Southern Miss, 12/30/21)  
 Career 5 (vs. Southern Miss, 12/30/21)

### FREE THROWS

Season 9 (2x, last at Florida Atlantic, 2/10/22)  
 Career 9 (2x, last at Florida Atlantic, 2/10/22)

### ASSISTS

Season 5 (4x, last vs. Old Dominion, 2/5/22)  
 Career 7 (at FIU, 2/27/21)

### BLOCKS

Season 1 (3x, last vs. Florida Atlantic, 1/20/22)  
 Career 2 (at Rice, 1/4/20)

### STEALS

Season 7 (vs. Kentucky State, 11/21/21)  
 Career 7 (2x, last vs. Kentucky State, 11/21/21)

### MINUTES PLAYED

Season 41 (at Fairleigh Dickinson, 12/17/21)  
 Career 48 (vs. Charlotte, 1/29/21)

## 2021-22 GAME-BY-GAME STATS

Opponent	Date	GS	MIN	Total		3-Pointers		Free throws		Rebounds				PF	A	TO	BLK	STL	PTS	AVG	
				FG-FGA	PCT	3FG-3FGA	PCT	FT-FTA	PCT	OFF	DEF	TOT	AVG								
Purdue	11/10/2021	*	31:30	7-15	.467	1-4	.250	5-7	.714	2	1	3	3.0	3	3	4	0	1	20	20.0	
vs N.C. A&T	11/12/2021	*	27:32	3-7	.429	0-2	.000	3-4	.750	2	4	6	4.5	0	4	5	0	3	9	14.5	
at Kansas St.	11/14/2021	*	27:55	2-8	.250	0-2	.000	1-2	.500	3	7	10	6.3	2	0	1	0	3	5	11.3	
vs UT Martin	11/15/2021	*	35:22	4-10	.400	1-4	.250	3-3	1.000	5	14	19	9.5	4	2	4	0	2	12	11.5	
Kentucky St.	11/21/2021	*	27:26	6-14	.429	2-8	.250	4-5	.800	4	4	8	9.2	2	3	1	0	7	18	12.8	
Indiana St.	11/24/2021	*	32:17	7-12	.583	4-6	.667	3-6	.500	2	4	6	8.7	1	3	3	0	0	21	14.2	
Tennessee St.	11/28/2021	*	38:28	5-10	.500	2-7	.286	6-10	.600	2	6	8	8.6	2	1	1	1	3	18	14.7	
at Bellarmine	12/02/2021	*	34:31	4-13	.308	0-5	.000	3-6	.500	2	5	7	8.4	3	5	0	0	5	11	14.3	
Tennessee Tech	12/05/2021	*	36:10	13-18	.722	2-2	1.000	5-6	.833	3	8	11	8.7	3	3	3	0	0	33	16.3	
at Miami (OH)	12/15/2021	*	35:55	8-15	.533	0-2	.000	4-8	.500	3	5	8	8.6	3	1	5	0	3	20	16.7	
at Fairleigh Dickinson	12/17/2021	*	41:01	11-21	.524	3-4	.750	8-10	.800	3	3	6	8.4	1	3	1	0	1	33	18.2	
Southern Miss.	12/30/2021	*	35:49	13-18	.722	5-9	.556	5-5	1.000	5	4	9	8.4	1	5	4	0	2	36	19.7	
Louisiana Tech	01/01/2022	*	35:36	7-12	.583	1-6	.167	1-2	.500	1	13	14	8.8	1	4	2	0	4	16	19.4	
at FIU	01/08/2022	*	40:00	6-10	.600	0-2	.000	9-9	1.000	0	3	3	8.4	3	2	6	0	3	21	19.5	
at Rice	01/13/2022	*	31:49	12-18	.667	2-4	.500	7-10	.700	1	4	5	8.2	0	1	1	0	3	33	20.4	
at North Texas	01/15/2022	*	36:48	7-11	.636	1-1	1.000	3-5	.600	0	2	2	7.8	3	1	3	1	4	18	20.3	
Fla. Atlantic	01/20/2022	*	27:52	4-11	.364	2-4	.500	0-0	.000	0	2	2	7.5	1	3	1	1	2	10	19.6	
FIU	01/22/2022	*	31:37	9-15	.600	3-5	.600	7-9	.778	3	3	6	7.4	1	5	1	0	3	28	20.1	
at UAB	01/27/2022	*	37:19	10-17	.588	2-4	.500	6-13	.462	1	4	5	7.3	0	3	0	0	0	28	20.5	
at Middle Tenn.	01/29/2022	*	33:30	5-6	.833	0-1	.000	3-4	.750	2	5	7	7.3	3	1	4	0	4	13	20.2	
Charlotte	02/03/2022	*	41:14	8-14	.571	0-2	.000	4-4	1.000	4	4	8	7.3	2	4	4	0	3	20	20.1	
Old Dominion	02/05/2022	*	34:15	4-12	.333	1-5	.200	4-6	.667	1	1	2	7.0	0	5	1	0	0	13	19.8	
at Fla. Atlantic	02/10/2022	*	39:30	7-17	.412	0-3	.000	9-16	.563	4	3	7	7.0	3	3	6	0	5	23	20.0	
<b>Totals</b>			<b>23</b>	<b>793:26</b>	<b>162-304</b>	<b>.533</b>	<b>32-92</b>	<b>.348</b>	<b>103-150</b>	<b>.687</b>	<b>53</b>	<b>109</b>	<b>162</b>	<b>7.0</b>	<b>45</b>	<b>62</b>	<b>64</b>	<b>3</b>	<b>61</b>	<b>459</b>	<b>20.0</b>

### Player Averages

Games Played	Minutes/game	Points/game	FG Pct	3FG Pct	FT Pct	Rebounds/game	Assists/game	Turnovers/game	Assist/Turnover ratio	Steals/game	Blocks/game
23	34.5	20.0	53.3	34.8	68.7	7.0	2.7	2.8	1.0	2.7	0.1

## CAREER STATISTICS

SEASON	TEAM	GP-GS	MIN/AVG	Field Goals		3-Point		F-Throws		Rebounds				Scoring						
				FG-FGA	FG%	3FG-3FGA	3FG%	FT-FTA	FT%	OFF	DEF	TOT	AVG	PF-FO	A	TO	BLK	STL	PTS	AVG
2018-19	WestKy	35-35	824/23.5	98-203	.483	25-80	.313	62-97	.639	25	57	82	2.3	68-1	48	48	3	33	283	8.1
2019-20	WestKy	29-29	765/26.4	91-197	.462	27-97	.278	32-58	.552	65	43	108	3.7	78-2	33	36	3	36	241	8.3
2020-21	WestKy	23-23	862/37.5	91-205	.444	17-68	.250	44-71	.620	52	126	178	7.7	61-0	75	65	5	60	243	10.6
2021-22	WestKy	23-23	793/34.5	162-304	.533	32-92	.348	103-150	.687	53	109	162	7.0	45-0	62	64	3	61	459	20.0
<b>TOTAL</b>		<b>110-110</b>	<b>3244/29.5</b>	<b>442-909</b>	<b>.486</b>	<b>101-337</b>	<b>.300</b>	<b>241-376</b>	<b>.641</b>	<b>195</b>	<b>335</b>	<b>530</b>	<b>4.8</b>	<b>252-3</b>	<b>218</b>	<b>213</b>	<b>14</b>	<b>190</b>	<b>1226</b>	<b>11.1</b>



# #5 Mya Meredith

Freshman | Guard | 5'11"

Taylor Mill, Ky. | Scott HS

Years at WKU: 1 | Years in NCAA Basketball: 1 | Eligibility Remaining: 3

## CAREER/SEASON HIGHS

### POINTS

Season 24 (vs. Southern Miss, 12/30/21)  
 Career 24 (vs. Southern Miss, 12/30/21)

### REBOUNDS

Season 8 (3x, last at Rice, 1/13/22)  
 Career 8 (3x, last at Rice, 1/13/22)

### FIELD GOALS

Season 10 (vs. Southern Miss, 12/30/21)  
 Career 10 (vs. Southern Miss, 12/30/21)

### 3-POINT FIELD GOALS

Season 5 (vs. NC A&T, 11/12/21)  
 Career 5 (vs. NC A&T, 11/12/21)

### FREE THROWS

Season 7 (at UAB, 1/28/22)  
 Career 7 (at UAB, 1/28/22)

### ASSISTS

Season 5 (vs. Indiana State, 11/24/21)  
 Career 5 (vs. Indiana State, 11/24/21)

### BLOCKS

Season 3 (vs. Southern Miss, 12/30/21)  
 Career 3 (vs. Southern Miss, 12/30/21)

### STEALS

Season 6 (at North Texas, 1/15/22)  
 Career 6 (at North Texas, 1/15/22)

### MINUTES PLAYED

Season 38 (at FIU, 1/8/22)  
 Career 38 (at FIU, 1/8/22)

## 2021-22 GAME-BY-GAME STATS

Opponent	Date	GS	MIN	Total		3-Pointers		Free throws		Rebounds				PF	A	TO	BLK	STL	PTS	AVG
				FG-FGA	PCT	3FG-3FGA	PCT	FT-FTA	PCT	OFF	DEF	TOT	AVG							
Purdue	11/10/2021		21:35	3-7	.429	0-3	.000	4-7	.571	3	4	7	7.0	3	0	2	1	0	10	10.0
vs N.C. A&T	11/12/2021		18:44	7-11	.636	5-8	.625	1-2	.500	1	3	4	5.5	3	1	1	0	2	20	15.0
at Kansas St.	11/14/2021		19:49	1-8	.125	0-4	.000	0-2	.000	0	0	0	3.7	3	1	1	0	1	2	10.7
vs UT Martin	11/15/2021		27:28	3-11	.273	1-5	.200	5-6	.833	3	1	4	3.8	1	1	2	0	1	12	11.0
Kentucky St.	11/21/2021	*	20:47	4-7	.571	1-4	.250	0-0	.000	1	4	5	4.0	1	4	0	0	3	9	10.6
Indiana St.	11/24/2021	*	28:23	2-5	.400	0-1	.000	3-4	.750	2	1	3	3.8	2	5	3	1	1	7	10.0
Tennessee St.	11/28/2021	*	29:29	8-16	.500	0-3	.000	0-1	.000	4	3	7	4.3	1	1	1	0	2	16	10.9
at Bellarmine	12/02/2021	*	25:38	6-9	.667	2-3	.667	3-3	1.000	1	2	3	4.1	1	0	3	0	1	17	11.6
Tennessee Tech	12/05/2021	*	26:21	1-3	.333	0-0	.000	0-0	.000	1	3	4	4.1	0	1	1	0	0	2	10.6
at Miami (OH)	12/15/2021	*	29:40	5-11	.455	2-7	.286	5-8	.625	4	2	6	4.3	4	1	5	0	4	17	11.2
at Fairleigh Dickinson	12/17/2021	*	29:08	7-17	.412	0-4	.000	0-0	.000	4	0	4	4.3	5	0	2	0	2	14	11.5
Southern Miss.	12/30/2021	*	34:14	10-18	.556	3-7	.429	1-1	1.000	0	3	3	4.2	2	3	2	3	1	24	12.5
Louisiana Tech	01/01/2022	*	29:02	4-8	.500	4-5	.800	2-2	1.000	2	6	8	4.5	1	2	4	0	0	14	12.6
at FIU	01/08/2022	*	37:36	9-13	.692	3-5	.600	0-0	.000	1	7	8	4.7	2	0	3	1	4	21	13.2
at Rice	01/13/2022	*	33:34	8-13	.615	4-8	.500	0-2	.000	0	8	8	4.9	2	2	1	2	5	20	13.7
at North Texas	01/15/2022	*	36:12	3-14	.214	1-3	.333	3-4	.750	1	4	5	4.9	2	2	6	2	6	10	13.4
Fla. Atlantic	01/20/2022	*	21:54	4-11	.364	3-4	.750	1-2	.500	2	2	4	4.9	1	0	1	0	1	12	13.4
FIU	01/22/2022	*	25:48	7-12	.583	1-5	.200	1-3	.333	0	5	5	4.9	0	0	1	0	5	16	13.5
at UAB	01/27/2022	*	29:01	3-12	.250	0-3	.000	7-9	.778	2	4	6	4.9	3	0	0	1	1	13	13.5
at Middle Tenn.	01/29/2022	*	25:14	2-8	.250	0-3	.000	1-2	.500	0	5	5	5.0	4	1	3	0	1	5	13.1
Charlotte	02/03/2022	*	34:30	3-11	.273	1-5	.200	1-2	.500	4	3	7	5.0	3	1	5	1	1	8	12.8
Old Dominion	02/05/2022	*	22:60	3-10	.300	1-4	.250	4-8	.500	3	4	7	5.1	1	1	2	0	0	11	12.7
<b>Totals</b>			<b>18 607:08</b>	<b>103-235</b>	<b>.438</b>	<b>32-94</b>	<b>.340</b>	<b>42-68</b>	<b>.618</b>	<b>39</b>	<b>74</b>	<b>113</b>	<b>5.1</b>	<b>45</b>	<b>27</b>	<b>49</b>	<b>12</b>	<b>42</b>	<b>280</b>	<b>12.7</b>

### Player Averages

Games Played	Minutes/game	Points/game	FG Pct	3FG Pct	FT Pct	Rebounds/game	Assists/game	Turnovers/game	Assist/Turnover ratio	Steals/game	Blocks/game
22	27.6	12.7	43.8	34.0	61.8	5.1	1.2	2.2	0.6	1.9	0.5

## CAREER STATISTICS

SEASON	TEAM	GP-GS	MIN/AVG	Field Goals		3-Point		F-Throws		Rebounds				Scoring						
				FG-FGA	FG%	3FG-3FGA	3FG%	FT-FTA	FT%	OFF	DEF	TOT	AVG	PF-FO	A	TO	BLK	STL	PTS	AVG
2021-22	WestKy	22-18	607/27.6	103-235	.438	32-94	.340	42-68	.618	39	74	113	5.1	45-1	27	49	12	42	280	12.7
<b>TOTAL</b>		<b>22-18</b>	<b>607/27.6</b>	<b>103-235</b>	<b>.438</b>	<b>32-94</b>	<b>.340</b>	<b>42-68</b>	<b>.618</b>	<b>39</b>	<b>74</b>	<b>113</b>	<b>5.1</b>	<b>45-1</b>	<b>27</b>	<b>49</b>	<b>12</b>	<b>42</b>	<b>280</b>	<b>12.7</b>



# #11 Jaylin Foster

Freshman | Forward | 6'0"

Austin, Texas | Bryon P. Steele HS

Years at WKU: 1 | Years in NCAA Basketball: 1 | Eligibility Remaining: 3

## CAREER/SEASON HIGHS

### POINTS

Season 13 (3x, last vs. Old Dominion, 2/5/22)  
 Career 13 (3x, last vs. Old Dominion, 2/5/22)

### REBOUNDS

Season 10 (at Florida Atlantic, 2/10/22)  
 Career 10 (at Florida Atlantic, 2/10/22)

### FIELD GOALS

Season 6 (vs. Kentucky State, 11/21/21)  
 Career 6 (vs. Kentucky State, 11/21/21)

### 3-POINT FIELD GOALS

Season 2 (vs. Old Dominion, 2/5/22)  
 Career 2 (vs. Old Dominion, 2/5/22)

### FREE THROWS

Season 3 (2x, last vs. Old Dominion, 2/5/22)  
 Career 3 (2x, last vs. Old Dominion, 2/5/22)

### ASSISTS

Season 5 (2x, last vs. FIU, 1/22/22)  
 Career 5 (2x, last vs. FIU, 1/22/22)

### BLOCKS

Season 2 (2x, last at Florida Atlantic, 2/10/22)  
 Career 2 (2x, last at Florida Atlantic, 2/10/22)

### STEALS

Season 3 (vs. Tennessee State, 11/28/21)  
 Career 3 (vs. Tennessee State, 11/28/21)

### MINUTES PLAYED

Season 34 (at Florida Atlantic, 2/10/22)  
 Career 34 (at Florida Atlantic, 2/10/22)

## 2021-22 GAME-BY-GAME STATS

Opponent	Date	GS	MIN	Total		3-Pointers		Free throws		Rebounds				PF	A	TO	BLK	STL	PTS	AVG	
				FG-FGA	PCT	3FG-3FGA	PCT	FT-FTA	PCT	OFF	DEF	TOT	AVG								
Purdue	11/10/2021		16:56	1-3	.333	0-0	.000	1-2	.500	2	5	7	7.0	3	1	1	0	0	3	3.0	
vs N.C. A&T	11/12/2021		22:24	5-10	.500	0-0	.000	0-0	.000	1	2	3	5.0	3	5	1	0	1	10	6.5	
at Kansas St.	11/14/2021		18:06	2-5	.400	0-3	.000	0-0	.000	2	1	3	4.3	2	1	1	0	1	4	5.7	
vs UT Martin	11/15/2021		09:20	1-2	.500	0-1	.000	0-0	.000	1	1	2	3.8	2	0	3	0	2	2	4.8	
Kentucky St.	11/21/2021	*	14:52	6-7	.857	0-0	.000	1-2	.500	2	3	5	4.0	1	0	1	2	1	13	6.4	
Indiana St.	11/24/2021		10:18	1-1	1.000	0-0	.000	2-2	1.000	0	4	4	4.0	5	0	1	1	1	4	6.0	
Tennessee St.	11/28/2021		15:59	3-6	.500	0-0	.000	1-2	.500	1	1	2	3.7	2	3	0	1	3	7	6.1	
at Bellarmine	12/02/2021		12:23	1-1	1.000	0-0	.000	0-0	.000	1	0	1	3.4	3	0	2	1	0	2	5.6	
Tennessee Tech	12/05/2021		14:12	4-5	.800	0-0	.000	0-0	.000	0	0	0	3.0	2	2	3	0	1	8	5.9	
at Miami (OH)	12/15/2021		17:17	1-3	.333	0-0	.000	0-0	.000	1	6	7	3.4	3	0	3	0	1	2	5.5	
at Fairleigh Dickinson	12/17/2021		31:10	5-9	.556	1-4	.250	2-7	.286	4	5	9	3.9	4	3	2	1	1	13	6.2	
Southern Miss.	12/30/2021		17:14	2-10	.200	0-1	.000	3-4	.750	3	1	4	3.9	3	3	1	0	0	7	6.3	
Louisiana Tech	01/01/2022		09:03	0-0	.000	0-0	.000	0-0	.000	0	2	2	3.8	3	0	4	0	1	0	5.8	
at FIU	01/08/2022	*	30:40	0-1	.000	0-0	.000	1-4	.250	1	6	7	4.0	3	0	4	0	1	1	5.4	
at Rice	01/13/2022	*	27:34	2-3	.667	0-1	.000	0-0	.000	1	3	4	4.0	3	2	2	0	2	4	5.3	
at North Texas	01/15/2022	*	28:50	3-5	.600	0-1	.000	0-0	.000	0	2	2	3.9	5	0	2	1	1	6	5.4	
Fla. Atlantic	01/20/2022	*	18:07	0-3	.000	0-0	.000	0-0	.000	1	2	3	3.8	0	2	1	0	1	0	5.1	
FIU	01/22/2022	*	19:48	3-6	.500	0-1	.000	1-2	.500	1	4	5	3.9	2	5	2	0	1	7	5.2	
at UAB	01/27/2022	*	10:24	0-2	.000	0-0	.000	0-0	.000	0	0	0	3.7	1	0	1	1	1	0	4.9	
at Middle Tenn.	01/29/2022	*	20:48	4-6	.667	0-1	.000	0-0	.000	1	2	3	3.7	4	0	1	0	0	8	5.1	
Charlotte	02/03/2022	*	22:22	2-8	.250	1-4	.250	0-0	.000	2	7	9	3.9	3	0	0	0	1	5	5.0	
Old Dominion	02/05/2022	*	24:42	4-9	.444	2-3	.667	3-4	.750	3	3	6	4.0	3	0	1	0	1	13	5.4	
at Fla. Atlantic	02/10/2022	*	34:18	5-9	.556	0-2	.000	1-2	.500	7	3	10	4.3	4	2	0	2	1	11	5.7	
<b>Totals</b>			<b>11</b>	<b>446:47</b>	<b>55-114</b>	<b>.482</b>	<b>4-22</b>	<b>.182</b>	<b>16-31</b>	<b>.516</b>	<b>35</b>	<b>63</b>	<b>98</b>	<b>4.3</b>	<b>64</b>	<b>29</b>	<b>37</b>	<b>10</b>	<b>23</b>	<b>130</b>	<b>5.7</b>

### Player Averages

Games Played	Minutes/game	Points/game	FG Pct	3FG Pct	FT Pct	Rebounds/game	Assists/game	Turnovers/game	Assist/Turnover ratio	Steals/game	Blocks/game
23	19.4	5.7	48.2	18.2	51.6	4.3	1.3	1.6	0.8	1.0	0.4

## CAREER STATISTICS

SEASON	TEAM	GP-GS	MIN/AVG	Field Goals		3-Point		F-Throws		Rebounds				Scoring						
				FG-FGA	FG%	3FG-3FGA	3FG%	FT-FTA	FT%	OFF	DEF	TOT	AVG	PF	FO	A	TO	BLK	STL	PTS
2021-22	WestKy	23-11	447/19.4	55-114	.482	4-22	.182	16-31	.516	35	63	98	4.3	64	29	37	10	23	130	5.7
<b>TOTAL</b>		<b>23-11</b>	<b>447/19.4</b>	<b>55-114</b>	<b>.482</b>	<b>4-22</b>	<b>.182</b>	<b>16-31</b>	<b>.516</b>	<b>35</b>	<b>63</b>	<b>98</b>	<b>4.3</b>	<b>64</b>	<b>29</b>	<b>37</b>	<b>10</b>	<b>23</b>	<b>130</b>	<b>5.7</b>



# #14 Teresa Faustino

Sophomore | Guard | 5'9"

Barreiro, Portugal | Oregon State

Pronunciation: FAH-steen-oh

Years at WKU: 1 | Years in NCAA Basketball: 2 | Eligibility Remaining: 3

## CAREER/SEASON HIGHS

### POINTS

Season 14 (vs. NC A&T, 11/12/21)  
 Career 14 (vs. NC A&T, 11/12/21)

### REBOUNDS

Season 4 (2x, last vs. Florida Atlantic, 1/20/22)  
 Career 4 (2x, last vs. Florida Atlantic, 1/20/22)

### FIELD GOALS

Season 5 (vs. NC A&T, 11/12/21)  
 Career 5 (vs. NC A&T, 11/12/21)

### 3-POINT FIELD GOALS

Season 2 (vs. NC A&T, 11/12/21)  
 Career 2 (vs. NC A&T, 11/12/21)

### FREE THROWS

Season 5 (vs. Kentucky State, 11/21/21)  
 Career 5 (vs. Kentucky State, 11/21/21)

### ASSISTS

Season 4 (vs. Florida Atlantic, 1/20/22)  
 Career 4 (vs. Florida Atlantic, 1/20/22)

### BLOCKS

Season 1 (at Bellarmine, 12/2/21)  
 Career 1 (at Bellarmine, 12/2/21)

### STEALS

Season 6 (vs. NC A&T, 11/12/21)  
 Career 6 (vs. NC A&T, 11/12/21)

### MINUTES PLAYED

Season 24 (vs. NC A&T, 11/12/21)  
 Career 24 (vs. NC A&T, 11/12/21)

## 2021-22 GAME-BY-GAME STATS

Opponent	Date	GS	MIN	Total		3-Pointers		Free throws		Rebounds				PF	A	TO	BLK	STL	PTS	AVG	
				FG-FGA	PCT	3FG-3FGA	PCT	FT-FTA	PCT	OFF	DEF	TOT	AVG								
Purdue	11/10/2021	*	21:39	3-6	.500	1-1	1.000	0-0	.000	1	2	3	3.0	2	2	2	0	3	7	7.0	
vs N.C. A&T	11/12/2021	*	23:19	5-6	.833	2-3	.667	2-2	1.000	1	1	2	2.5	3	2	2	0	6	14	10.5	
at Kansas St.	11/14/2021	*	13:25	1-5	.200	1-3	.333	0-0	.000	0	1	1	2.0	0	0	3	0	0	3	8.0	
vs UT Martin	11/15/2021	*	07:45	0-0	.000	0-0	.000	0-0	.000	0	0	0	1.5	1	1	2	0	1	0	6.0	
Kentucky St.	11/21/2021		18:54	1-6	.167	0-2	.000	5-9	.556	1	2	3	1.8	2	0	1	0	4	7	6.2	
Indiana St.	11/24/2021		10:16	1-4	.250	0-2	.000	1-2	.500	0	0	0	1.5	1	0	2	0	0	3	5.7	
Tennessee St.	11/28/2021		13:59	1-4	.250	1-3	.333	0-0	.000	0	2	2	1.6	2	2	1	0	1	3	5.3	
at Bellarmine	12/02/2021		09:35	0-3	.000	0-2	.000	0-0	.000	0	0	0	1.4	0	0	1	1	1	0	4.6	
Tennessee Tech	12/05/2021		07:42	0-1	.000	0-0	.000	0-0	.000	1	0	1	1.3	0	0	1	0	0	0	4.1	
at Miami (OH)	12/15/2021		11:23	0-1	.000	0-0	.000	0-0	.000	2	2	4	1.6	0	0	1	0	1	0	3.7	
at Fairleigh Dickinson	12/17/2021		11:30	1-3	.333	0-1	.000	0-0	.000	0	0	0	1.5	1	0	0	0	0	2	3.5	
Southern Miss.	12/30/2021		03:26	0-0	.000	0-0	.000	0-0	.000	0	1	1	1.4	0	0	0	0	1	0	3.3	
Louisiana Tech	01/01/2022		04:24	0-1	.000	0-1	.000	0-0	.000	0	1	1	1.4	0	0	0	0	0	0	3.0	
at Rice	01/13/2022		11:42	2-3	.667	1-1	1.000	0-0	.000	1	1	2	1.4	0	3	0	0	1	5	3.1	
at North Texas	01/15/2022		05:53	0-1	.000	0-0	.000	0-2	.000	1	0	1	1.4	0	0	0	0	0	0	2.9	
Fla. Atlantic	01/20/2022		16:57	4-8	.500	0-1	.000	1-2	.500	2	2	4	1.6	1	4	2	0	3	9	3.3	
FIU	01/22/2022		13:24	2-4	.500	1-2	.500	1-2	.500	1	1	2	1.6	0	0	3	0	0	6	3.5	
at UAB	01/27/2022		12:39	0-2	.000	0-2	.000	0-0	.000	0	1	1	1.6	2	0	2	0	1	0	3.3	
at Middle Tenn.	01/29/2022		12:46	2-5	.400	1-3	.333	0-0	.000	0	1	1	1.5	1	1	1	0	0	5	3.4	
Charlotte	02/03/2022		04:52	1-2	.500	0-0	.000	0-0	.000	0	2	2	1.6	0	0	0	0	0	2	3.3	
Old Dominion	02/05/2022		05:45	1-2	.500	0-0	.000	0-0	.000	0	1	1	1.5	0	0	1	0	1	2	3.2	
at Fla. Atlantic	02/10/2022		13:51	2-7	.286	0-3	.000	0-0	.000	3	0	3	1.6	1	1	0	0	2	4	3.3	
<b>Totals</b>			<b>4</b>	<b>255:05</b>	<b>27-74</b>	<b>.365</b>	<b>8-30</b>	<b>.267</b>	<b>10-19</b>	<b>.526</b>	<b>14</b>	<b>21</b>	<b>35</b>	<b>1.6</b>	<b>17</b>	<b>16</b>	<b>25</b>	<b>1</b>	<b>26</b>	<b>72</b>	<b>3.3</b>

### Player Averages

Games Played	Minutes/game	Points/game	FG Pct	3FG Pct	FT Pct	Rebounds/game	Assists/game	Turnovers/game	Assist/Turnover ratio	Steals/game	Blocks/game
22	11.6	3.3	36.5	26.7	52.6	1.6	0.7	1.1	0.6	1.2	0.0

## CAREER STATISTICS

SEASON	TEAM	Field Goals		3-Point		F-Throws		Rebounds				Scoring								
		GP-GS	MIN/AVG	FG-FGA	FG%	3FG-3FGA	3FG%	FT-FTA	FT%	OFF	DEF	TOT	AVG	PF-FO	A	TO	BLK	STL	PTS	AVG
2020-21	OSU	5-0	14/2.8	0-2	.000	0-0	.000	0-0	.000	0	1	1	0.2	0-0	0	3	0	0	0	0.0
2021-22	WestKy	22-4	255/11.6	27-74	.365	8-30	.267	10-19	.526	14	21	35	1.6	17-0	16	25	1	26	72	3.3
<b>TOTAL FOR WestKy</b>		<b>22-4</b>	<b>255/11.6</b>	<b>27-74</b>	<b>.365</b>	<b>8-30</b>	<b>.267</b>	<b>10-19</b>	<b>.526</b>	<b>14</b>	<b>21</b>	<b>35</b>	<b>1.6</b>	<b>17-0</b>	<b>16</b>	<b>25</b>	<b>1</b>	<b>26</b>	<b>72</b>	<b>3.3</b>
<b>TOTAL</b>		<b>27-4</b>	<b>269/10.0</b>	<b>27-76</b>	<b>.355</b>	<b>8-30</b>	<b>.267</b>	<b>10-19</b>	<b>.526</b>	<b>14</b>	<b>22</b>	<b>36</b>	<b>1.3</b>	<b>17-0</b>	<b>16</b>	<b>28</b>	<b>1</b>	<b>26</b>	<b>72</b>	<b>2.7</b>





**#20 Macey Blevins**  
 Freshman | Guard | 5'10"  
 Monticello, Ky. | Wayne County HS  
 Years at WKU: 1 | Years in NCAA Basketball: 1 | Eligibility Remaining: 3

**CAREER/SEASON HIGHS**

**POINTS**

Season 15 (at Fairleigh Dickinson, 12/17/21)  
 Career 15 (at Fairleigh Dickinson, 12/17/21)

**REBOUNDS**

Season 8 (at Fairleigh Dickinson, 12/17/21)  
 Career 8 (at Fairleigh Dickinson, 12/17/21)

**FIELD GOALS**

Season 5 (2x, last vs. Charlotte, 2/3/22)  
 Career 5 (2x, last vs. Charlotte, 2/3/22)

**3-POINT FIELD GOALS**

Season 4 (vs. NC A&T, 11/12/21)  
 Career 4 (vs. NC A&T, 11/12/21)

**FREE THROWS**

Season 7 (at Fairleigh Dickinson, 12/17/21)  
 Career 7 (at Fairleigh Dickinson, 12/17/21)

**ASSISTS**

Season 7 (at Fairleigh Dickinson, 12/17/21)  
 Career 7 (at Fairleigh Dickinson, 12/17/21)

**BLOCKS**

Season 1 (6x, last vs Old Dominion, 2/5/22)  
 Career 1 (6x, last vs Old Dominion, 2/5/22)

**STEALS**

Season 3 (2x, last at North Texas, 1/15/22)  
 Career 3 (2x, last at North Texas, 1/15/22)

**MINUTES PLAYED**

Season 43 (at Fairleigh Dickinson, 12/17/21)  
 Career 43 (at Fairleigh Dickinson, 12/17/21)

**2021-22 GAME-BY-GAME STATS**

Opponent	Date	GS	MIN	Total		3-Pointers		Free throws		Rebounds				PF	A	TO	BLK	STL	PTS	AVG	
				FG-FGA	PCT	3FG-3FGA	PCT	FT-FTA	PCT	OFF	DEF	TOT	AVG								
Purdue	11/10/2021		22:00	3-12	.250	2-7	.286	3-4	.750	0	1	1	1.0	3	0	5	0	0	11	11.0	
vs N.C. A&T	11/12/2021		19:35	5-8	.625	4-6	.667	0-0	.000	2	1	3	2.0	3	4	4	0	1	14	12.5	
at Kansas St.	11/14/2021		22:05	1-6	.167	1-4	.250	2-2	1.000	1	2	3	2.3	3	0	2	1	1	5	10.0	
vs UT Martin	11/15/2021		27:31	2-10	.200	2-8	.250	0-0	.000	1	2	3	2.5	0	2	3	0	0	6	9.0	
Kentucky St.	11/21/2021	*	21:06	4-8	.500	3-7	.429	2-5	.400	2	2	4	2.8	2	4	4	0	0	13	9.8	
Indiana St.	11/24/2021	*	28:54	4-8	.500	3-6	.500	0-0	.000	1	2	3	2.8	3	1	2	0	0	11	10.0	
Tennessee St.	11/28/2021	*	16:01	0-4	.000	0-3	.000	0-0	.000	0	2	2	2.7	2	2	2	0	0	0	8.6	
at Bellarmine	12/02/2021	*	25:05	0-4	.000	0-2	.000	1-2	.500	0	1	1	2.5	3	0	1	0	1	1	7.6	
Tennessee Tech	12/05/2021	*	24:40	3-10	.300	3-9	.333	2-2	1.000	0	0	0	2.2	5	2	1	0	3	11	8.0	
at Miami (OH)	12/15/2021	*	32:03	2-6	.333	1-3	.333	1-2	.500	0	6	6	2.6	2	3	3	0	1	6	7.8	
at Fairleigh Dickinson	12/17/2021	*	43:22	3-10	.300	2-4	.500	7-10	.700	3	5	8	3.1	1	7	1	1	0	15	8.5	
Southern Miss.	12/30/2021	*	28:45	3-7	.429	0-3	.000	0-0	.000	0	2	2	3.0	1	4	4	1	0	6	8.3	
Louisiana Tech	01/01/2022	*	27:27	2-9	.222	2-7	.286	0-0	.000	0	1	1	2.8	3	1	3	0	1	6	8.1	
at FIU	01/08/2022	*	16:44	2-3	.667	1-2	.500	2-2	1.000	0	2	2	2.8	3	1	2	0	1	7	8.0	
at Rice	01/13/2022	*	22:31	2-9	.222	1-5	.200	0-0	.000	0	3	3	2.8	3	2	5	0	1	5	7.8	
at North Texas	01/15/2022	*	31:59	4-7	.571	3-4	.750	0-0	.000	0	1	1	2.7	1	1	2	1	3	11	8.0	
Fla. Atlantic	01/20/2022	*	19:21	2-4	.500	2-3	.667	0-0	.000	0	3	3	2.7	1	1	3	0	0	6	7.9	
FIU	01/22/2022	*	23:12	2-6	.333	1-4	.250	0-0	.000	0	2	2	2.7	0	0	2	1	0	5	7.7	
at UAB	01/27/2022	*	37:41	4-16	.250	2-10	.200	1-2	.500	0	3	3	2.7	2	1	1	0	2	11	7.9	
at Middle Tenn.	01/29/2022	*	26:13	3-7	.429	2-4	.500	0-0	.000	1	1	2	2.7	2	2	3	0	1	8	7.9	
Charlotte	02/03/2022	*	32:30	5-15	.333	3-10	.300	0-0	.000	2	1	3	2.7	4	0	3	0	0	13	8.1	
Old Dominion	02/05/2022	*	22:11	0-4	.000	0-2	.000	0-0	.000	3	4	7	2.9	3	0	1	1	0	0	7.8	
at Fla. Atlantic	02/10/2022	*	37:07	3-10	.300	2-7	.286	1-2	.500	1	4	5	3.0	2	0	1	0	2	9	7.8	
<b>Totals</b>			<b>19</b>	<b>608:04</b>	<b>59-183</b>	<b>.322</b>	<b>40-120</b>	<b>.333</b>	<b>22-33</b>	<b>.667</b>	<b>17</b>	<b>51</b>	<b>68</b>	<b>3.0</b>	<b>52</b>	<b>38</b>	<b>58</b>	<b>6</b>	<b>18</b>	<b>180</b>	<b>7.8</b>

**Player Averages**

Games Played	Minutes/game	Points/game	FG Pct	3FG Pct	FT Pct	Rebounds/game	Assists/game	Turnovers/game	Assist/Turnover ratio	Steals/game	Blocks/game
23	26.4	7.8	32.2	33.3	66.7	3.0	1.7	2.5	0.7	0.8	0.3

**CAREER STATISTICS**

SEASON	TEAM	GP-GS	MIN/AVG	Field Goals		3-Point		F-Throws		Rebounds				Scoring						
				FG-FGA	FG%	3FG-3FGA	3FG%	FT-FTA	FT%	OFF	DEF	TOT	AVG	PF-FO	A	TO	BLK	STL	PTS	AVG
2021-22	WestKy	23-19	608/26.4	59-183	.322	40-120	.333	22-33	.667	17	51	68	3.0	52-1	38	58	6	18	180	7.8
<b>TOTAL</b>		<b>23-19</b>	<b>608/26.4</b>	<b>59-183</b>	<b>.322</b>	<b>40-120</b>	<b>.333</b>	<b>22-33</b>	<b>.667</b>	<b>17</b>	<b>51</b>	<b>68</b>	<b>3.0</b>	<b>52-1</b>	<b>38</b>	<b>58</b>	<b>6</b>	<b>18</b>	<b>180</b>	<b>7.8</b>



**#21 Tori Hunter**  
**Redshirt Sophomore | Forward | 6'4"**  
**Hoover, Ala. | Spain Park HS**  
**Years at WKU: 3 | Years in NCAA Basketball: 3 | Eligibility Remaining: 3**

**CAREER/SEASON HIGHS**

**POINTS**

Season 5 (vs. Tennessee State, 11/28/21)  
 Career 9 (at Little Rock, 12/13/20)

**REBOUNDS**

Season 3 (4x, last vs. Florida Atlantic, 1/20/22)  
 Career 5 (at Little Rock, 12/13/20)

**FIELD GOALS**

Season 2 (2x, last vs. Florida Atlantic, 1/20/22)  
 Career 3 (at Little Rock, 12/13/21)

**3-POINT FIELD GOALS**

Season -  
 Career -

**FREE THROWS**

Season 2 (vs. Kentucky State, 11/21/21)  
 Career 3 (at Little Rock, 12/13/20)

**ASSISTS**

Season 1 (6x, last at UAB, 1/28/22)  
 Career 1 (8x, last at UAB, 1/28/22)

**BLOCKS**

Season 1 (at Bellarmine, 12/2/21)  
 Career 1 (2x, last at Bellarmine, 12/2/21)

**STEALS**

Season 1 (vs. Tennessee State, 11/28/21)  
 Career 1 (3x, last vs. Mercer, 12/18/20)

**MINUTES PLAYED**

Season 11 (vs. Tennessee State, 11/28/21)  
 Career 20 (at Tennessee, 11/28/20)

**2021-22 GAME-BY-GAME STATS**


Opponent	Date	GS	MIN	Total		3-Pointers		Free throws		Rebounds										
				FG-FGA	PCT	3FG-3FGA	PCT	FT-FTA	PCT	OFF	DEF	TOT	AVG	PF	A	TO	BLK	STL	PTS	AVG
Purdue	11/10/2021		01:39	0-0	.000	0-0	.000	0-0	.000	0	0	0	0.0	0	0	0	0	0	0	0.0
vs N.C. A&T	11/12/2021		06:48	1-1	1.000	0-0	.000	0-0	.000	0	1	1	0.5	0	0	2	0	0	2	1.0
at Kansas St.	11/14/2021		02:41	0-2	.000	0-0	.000	0-0	.000	0	0	0	0.3	0	0	0	0	0	0	0.7
vs UT Martin	11/15/2021		07:07	1-3	.333	0-0	.000	0-2	.000	2	1	3	1.0	1	1	0	0	0	2	1.0
Kentucky St.	11/21/2021		07:48	0-1	.000	0-0	.000	2-4	.500	2	1	3	1.4	2	1	1	0	0	2	1.2
Indiana St.	11/24/2021		04:20	0-0	.000	0-0	.000	0-0	.000	1	0	1	1.3	1	0	0	0	0	0	1.0
Tennessee St.	11/28/2021		10:48	2-3	.667	0-0	.000	1-2	.500	3	0	3	1.6	1	1	1	0	1	5	1.6
at Bellarmine	12/02/2021		06:34	1-3	.333	0-0	.000	0-0	.000	0	2	2	1.6	1	1	0	1	0	2	1.6
Tennessee Tech	12/05/2021		03:44	0-0	.000	0-0	.000	0-0	.000	0	0	0	1.4	0	0	0	0	0	0	1.4
at Miami (OH)	12/15/2021		01:13	0-0	.000	0-0	.000	0-0	.000	1	1	2	1.5	0	0	0	0	0	0	1.3
at Fairleigh Dickinson	12/17/2021		07:35	0-1	.000	0-0	.000	0-0	.000	1	1	2	1.5	1	0	0	0	0	0	1.2
Southern Miss.	12/30/2021		01:21	0-0	.000	0-0	.000	0-0	.000	0	0	0	1.4	0	0	0	0	0	0	1.1
Louisiana Tech	01/01/2022		01:32	0-0	.000	0-0	.000	0-0	.000	0	0	0	1.3	0	0	1	0	0	0	1.0
at Rice	01/13/2022		01:05	0-0	.000	0-0	.000	0-0	.000	0	0	0	1.2	0	0	0	1	0	0	0.9
at North Texas	01/15/2022		02:28	0-0	.000	0-0	.000	0-0	.000	0	0	0	1.1	1	0	0	0	0	0	0.9
Fla. Atlantic	01/20/2022		09:02	2-4	.500	0-0	.000	0-0	.000	1	2	3	1.3	1	1	0	0	0	4	1.1
FIU	01/22/2022		01:52	0-0	.000	0-0	.000	0-0	.000	0	0	0	1.2	0	0	0	0	0	0	1.0
at UAB	01/27/2022		07:31	0-1	.000	0-0	.000	0-0	.000	0	0	0	1.1	3	1	0	0	0	0	0.9
at Middle Tenn.	01/29/2022		01:36	0-0	.000	0-0	.000	0-0	.000	0	0	0	1.1	0	0	0	0	0	0	0.9
Old Dominion	02/05/2022		00:51	0-0	.000	0-0	.000	0-0	.000	0	0	0	1.0	0	0	0	0	0	0	0.9
at Fla. Atlantic	02/10/2022		02:57	0-0	.000	0-0	.000	0-0	.000	0	0	0	1.0	1	0	0	0	0	0	0.8
<b>Totals</b>		<b>0</b>	<b>90:32</b>	<b>7-19</b>	<b>.368</b>	<b>0-0</b>	<b>.000</b>	<b>3-8</b>	<b>.375</b>	<b>11</b>	<b>9</b>	<b>20</b>	<b>1.0</b>	<b>13</b>	<b>6</b>	<b>5</b>	<b>2</b>	<b>1</b>	<b>17</b>	<b>0.8</b>

**Player Averages**

Games Played	Minutes/game	Points/game	FG Pct	3FG Pct	FT Pct	Rebounds/game	Assists/game	Turnovers/game	Assist/Turnover ratio	Steals/game	Blocks/game
21	4.3	0.8	36.8	0.0	37.5	1.0	0.3	0.2	1.2	0.0	0.1

**CAREER STATISTICS**

SEASON	TEAM	Field Goals			3-Point		F-Throws		Rebounds				Scoring							
		GP-GS	MIN/AVG	FG-FGA	FG%	3FG-3FGA	3FG%	FT-FTA	FT%	OFF	DEF	TOT	AVG	PF-FO	A	TO	BLK	STL	PTS	AVG
2020-21	WestKy	21-0	178/8.5	12-29	.414	0-0	.000	8-16	.500	14	16	30	1.4	25-1	5	15	2	3	32	1.5
2021-22	WestKy	21-0	91/4.3	7-19	.368	0-0	.000	3-8	.375	11	9	20	1.0	13-0	6	5	2	1	17	0.8
<b>TOTAL</b>		<b>42-0</b>	<b>268/6.4</b>	<b>19-48</b>	<b>.396</b>	<b>0-0</b>	<b>.000</b>	<b>11-24</b>	<b>.458</b>	<b>25</b>	<b>25</b>	<b>50</b>	<b>1.2</b>	<b>38-1</b>	<b>11</b>	<b>20</b>	<b>4</b>	<b>4</b>	<b>49</b>	<b>1.2</b>



# #24 Jenna Walker

Freshman | Guard | 5'8"

Priceville, Ala. | Priceville HS

Years at WKU: 1 | Years in NCAA Basketball: 1 | Eligibility Remaining: 3

## CAREER/SEASON HIGHS

### POINTS

Season 9 (at FIU, 1/8/22)  
 Career 9 (at FIU, 1/8/22)

### REBOUNDS

Season 4 (vs. Kentucky State, 11/21/21)  
 Career 4 (vs. Kentucky State, 11/21/21)

### FIELD GOALS

Season 3 (2x, last at FIU, 1/8/22)  
 Career 3 (2x, last at FIU, 1/8/22)

### 3-POINT FIELD GOALS

Season 2 (vs. Kentucky State, 11/21/21)  
 Career 2 (vs. Kentucky State, 11/21/21)

### FREE THROWS

Season 2 (5x, last vs. Old Dominion, 2/5/22)  
 Career 2 (5x, last vs. Old Dominion, 2/5/22)

### ASSISTS

Season 4 (vs. Kentucky State, 11/21/21)  
 Career 4 (vs. Kentucky State, 11/21/21)

### BLOCKS

Season 1 (at Kansas State, 11/14/21)  
 Career 1 (at Kansas State, 11/14/21)

### STEALS

Season 4 (vs. FIU, 1/22/22)  
 Career 4 (vs. FIU, 1/22/22)

### MINUTES PLAYED

Season 28 (vs. UT Martin, 11/15/21)  
 Career 28 (vs. UT Martin, 11/15/21)

## 2021-22 GAME-BY-GAME STATS

Opponent	Date	GS	MIN	Total		3-Pointers		Free throws		Rebounds				PF	A	TO	BLK	STL	PTS	AVG
				FG-FGA	PCT	3FG-3FGA	PCT	FT-FTA	PCT	OFF	DEF	TOT	AVG							
Purdue	11/10/2021		24:26	1-6	.167	1-4	.250	0-0	.000	1	1	2	2.0	2	1	4	0	0	3	3.0
vs N.C. A&T	11/12/2021		12:41	0-2	.000	0-1	.000	1-2	.500	0	1	1	1.5	1	0	1	0	0	1	2.0
at Kansas St.	11/14/2021		16:12	0-1	.000	0-1	.000	1-2	.500	0	1	1	1.3	2	0	0	1	0	1	1.7
vs UT Martin	11/15/2021		27:15	1-4	.250	1-3	.333	2-2	1.000	0	2	2	1.5	1	2	1	0	0	5	2.5
Kentucky St.	11/21/2021		20:45	3-6	.500	2-3	.667	0-0	.000	1	3	4	2.0	1	4	2	0	2	8	3.6
Indiana St.	11/24/2021		10:15	1-3	.333	0-2	.000	0-0	.000	1	0	1	1.8	0	1	0	0	0	2	3.3
Tennessee St.	11/28/2021		19:27	1-2	.500	1-2	.500	2-2	1.000	0	0	0	1.6	1	0	4	0	0	5	3.6
at Bellarmine	12/02/2021		04:18	0-0	.000	0-0	.000	0-0	.000	0	0	0	1.4	0	0	1	0	1	0	3.1
Tennessee Tech	12/05/2021		04:51	0-0	.000	0-0	.000	2-2	1.000	0	0	0	1.2	1	0	1	0	0	2	3.0
at Miami (OH)	12/15/2021		05:04	0-1	.000	0-1	.000	0-0	.000	0	0	0	1.1	0	0	2	0	0	0	2.7
at Fairleigh Dickinson	12/17/2021		20:24	1-1	1.000	1-1	1.000	0-0	.000	1	1	2	1.2	1	1	1	0	0	3	2.7
Southern Miss.	12/30/2021		12:13	0-0	.000	0-0	.000	0-0	.000	1	0	1	1.2	0	0	0	0	0	0	2.5
Louisiana Tech	01/01/2022		14:08	0-1	.000	0-1	.000	0-0	.000	0	0	0	1.1	2	1	2	0	0	0	2.3
at FIU	01/08/2022		21:52	3-7	.429	1-4	.250	2-2	1.000	0	0	0	1.0	1	1	2	0	0	9	2.8
at Rice	01/13/2022		11:53	0-1	.000	0-1	.000	0-0	.000	0	0	0	0.9	1	2	0	0	0	0	2.6
Fla. Atlantic	01/20/2022		13:19	0-1	.000	0-1	.000	0-0	.000	0	1	1	0.9	1	3	2	0	2	0	2.4
FIU	01/22/2022		16:30	1-3	.333	0-2	.000	4-4	1.000	1	0	1	0.9	1	1	1	0	4	6	2.6
at UAB	01/27/2022		07:04	0-1	.000	0-1	.000	1-2	.500	0	2	2	1.0	0	0	0	0	0	1	2.6
at Middle Tenn.	01/29/2022		05:41	0-1	.000	0-0	.000	0-0	.000	0	0	0	0.9	1	0	0	0	0	0	2.4
Charlotte	02/03/2022		04:31	0-1	.000	0-1	.000	0-0	.000	0	0	0	0.9	0	0	0	0	0	0	2.3
Old Dominion	02/05/2022		07:39	0-1	.000	0-1	.000	2-2	1.000	0	0	0	0.9	0	0	0	0	0	2	2.3
at Fla. Atlantic	02/10/2022		18:08	1-2	.500	1-2	.500	0-0	.000	0	0	0	0.8	1	0	2	0	1	3	2.3
<b>Totals</b>		<b>0</b>	<b>298:36</b>	<b>13-45</b>	<b>.289</b>	<b>8-32</b>	<b>.250</b>	<b>17-20</b>	<b>.850</b>	<b>6</b>	<b>12</b>	<b>18</b>	<b>0.8</b>	<b>18</b>	<b>17</b>	<b>26</b>	<b>1</b>	<b>10</b>	<b>51</b>	<b>2.3</b>

### Player Averages

Games Played	Minutes/game	Points/game	FG Pct	3FG Pct	FT Pct	Rebounds/game	Assists/game	Turnovers/game	Assist/Turnover ratio	Steals/game	Blocks/game
22	13.6	2.3	28.9	25.0	85.0	0.8	0.8	1.2	0.7	0.5	0.0

## CAREER STATISTICS

SEASON	TEAM	GP-GS	MIN/AVG	Field Goals		3-Point		F-Throws		Rebounds				Scoring						
				FG-FGA	FG%	3FG-3FGA	3FG%	FT-FTA	FT%	OFF	DEF	TOT	AVG	PF-FO	A	TO	BLK	STL	PTS	AVG
2021-22	WestKy	22-0	299/13.6	13-45	.289	8-32	.250	17-20	.850	6	12	18	0.8	18-0	17	26	1	10	51	2.3
<b>TOTAL</b>		<b>22-0</b>	<b>299/13.6</b>	<b>13-45</b>	<b>.289</b>	<b>8-32</b>	<b>.250</b>	<b>17-20</b>	<b>.850</b>	<b>6</b>	<b>12</b>	<b>18</b>	<b>0.8</b>	<b>18-0</b>	<b>17</b>	<b>26</b>	<b>1</b>	<b>10</b>	<b>51</b>	<b>2.3</b>



# #25 Jordan Smith

Sophomore | Guard | 5'10"

Philadelphia, Penn. | Abington Friends School

Years at WKU: 2 | Years in NCAA Basketball: 2 | Eligibility Remaining: 3

## CAREER/SEASON HIGHS

### POINTS

Season 6 (vs. Florida Atlantic, 1/20/22)  
 Career 6 (vs. Florida Atlantic, 1/20/22)

### REBOUNDS

Season 4 (vs. Kentucky State, 11/21/21)  
 Career 6 (vs. Bellarmine, 12/16/20)

### FIELD GOALS

Season 3 (vs. Florida Atlantic, 1/20/22)  
 Career 3 (vs. Florida Atlantic, 1/20/22)

### 3-POINT FIELD GOALS

Season -  
 Career 1 (2x, last vs. Middle Tenn, 1/23/21)

### FREE THROWS

Season -  
 Career -

### ASSISTS

Season 2 (vs. NC A&T, 11/12/21)  
 Career 1 (2x, last vs. Mercer, 12/18/20)

### BLOCKS

Season -  
 Career 2 (vs. Ball State, 12/5/20)

### STEALS

Season 2 (vs. Florida Atlantic, 1/20/22)  
 Career 2 (vs. Florida Atlantic, 1/20/22)

### MINUTES PLAYED

Season 13 (vs. Kentucky State, 11/21/21)  
 Career 15 (vs. Bellarmine, 12/16/20)

## 2021-22 GAME-BY-GAME STATS

Opponent	Date	GS	MIN	Total		3-Pointers		Free throws		Rebounds				PF	A	TO	BLK	STL	PTS	AVG
				FG-FGA	PCT	3FG-3FGA	PCT	FT-FTA	PCT	OFF	DEF	TOT	AVG							
Purdue	11/10/2021		02:35	0-0	.000	0-0	.000	0-0	.000	0	0	0	0.0	0	0	0	0	0	0	0.0
vs N.C. A&T	11/12/2021		10:45	0-1	.000	0-0	.000	0-2	.000	0	2	2	1.0	1	2	3	0	0	0	0.0
at Kansas St.	11/14/2021		04:09	0-0	.000	0-0	.000	0-0	.000	0	0	0	0.7	0	0	0	0	0	0	0.0
vs UT Martin	11/15/2021		01:01	0-0	.000	0-0	.000	0-0	.000	0	0	0	0.5	0	0	0	0	0	0	0.0
Kentucky St.	11/21/2021		12:53	0-3	.000	0-1	.000	0-2	.000	3	1	4	1.2	0	0	3	0	0	0	0.0
Indiana St.	11/24/2021		03:26	0-0	.000	0-0	.000	0-0	.000	0	0	0	1.0	0	0	1	0	0	0	0.0
at Fairleigh Dickinson	12/17/2021		02:20	0-0	.000	0-0	.000	0-0	.000	0	1	1	1.0	2	0	0	0	0	0	0.0
Southern Miss.	12/30/2021		02:01	1-1	1.000	0-0	.000	0-0	.000	0	0	0	0.9	0	0	0	0	0	2	0.3
at FIU	01/08/2022		04:03	0-0	.000	0-0	.000	0-0	.000	0	1	1	0.9	0	0	1	0	0	0	0.2
at Rice	01/13/2022		00:41	0-0	.000	0-0	.000	0-0	.000	0	0	0	0.8	0	0	0	0	0	0	0.2
Fla. Atlantic	01/20/2022		10:00	3-5	.600	0-2	.000	0-0	.000	1	1	2	0.9	0	0	0	0	2	6	0.7
FIU	01/22/2022		07:35	0-0	.000	0-0	.000	0-0	.000	0	1	1	0.9	0	0	4	0	1	0	0.7
Old Dominion	02/05/2022		00:51	0-0	.000	0-0	.000	0-0	.000	0	0	0	0.8	0	0	0	0	0	0	0.6
<b>Totals</b>			<b>0 62:20</b>	<b>4-10</b>	<b>.400</b>	<b>0-3</b>	<b>.000</b>	<b>0-4</b>	<b>.000</b>	<b>4</b>	<b>7</b>	<b>11</b>	<b>0.8</b>	<b>3</b>	<b>2</b>	<b>12</b>	<b>0</b>	<b>3</b>	<b>8</b>	<b>0.6</b>

### Player Averages

Games Played	Minutes/game	Points/game	FG Pct	3FG Pct	FT Pct	Rebounds/game	Assists/game	Turnovers/game	Assist/Turnover ratio	Steals/game	Blocks/game
13	4.8	0.6	40.0	0.0	0.0	0.8	0.2	0.9	0.2	0.2	0.0

## CAREER STATISTICS

SEASON	TEAM	GP-GS	MIN/AVG	Field Goals		3-Point		F-Throws		Rebounds				Scoring						
				FG-FGA	FG%	3FG-3FGA	3FG%	FT-FTA	FT%	OFF	DEF	TOT	AVG	PF-FO	A	TO	BLK	STL	PTS	AVG
2020-21	WestKy	19-0	153/8.1	4-22	.182	2-8	.250	0-2	.000	11	9	20	1.1	13-0	6	12	2	5	10	0.5
2021-22	WestKy	13-0	62/4.8	4-10	.400	0-3	.000	0-4	.000	4	7	11	0.8	3-0	2	12	0	3	8	0.6
<b>TOTAL</b>		<b>32-0</b>	<b>215/6.7</b>	<b>8-32</b>	<b>.250</b>	<b>2-11</b>	<b>.182</b>	<b>0-6</b>	<b>.000</b>	<b>15</b>	<b>16</b>	<b>31</b>	<b>1.0</b>	<b>16-0</b>	<b>8</b>	<b>24</b>	<b>2</b>	<b>8</b>	<b>18</b>	<b>0.6</b>



**#30 Selma Kulo**  
**Sophomore | Forward | 6'4"**  
**Lawrenceville, Ga. | Brookwood HS**  
**Pronunciation: SELL-muh KEW-low**  
**Years at WKU: 2 | Years in NCAA Basketball: 2 | Eligibility Remaining: 3**

**CAREER/SEASON HIGHS**

**POINTS**

Season 8 (2x, last vs. Florida Atlantic, 1/20/22)  
 Career 8 (3x, last vs. Florida Atlantic, 1/20/22)

**REBOUNDS**

Season 5 (2x, last at UAB, 1/28/22)  
 Career 5 (4x, last at UAB, 1/28/22)

**FIELD GOALS**

Season 4 (2x, last vs. Florida Atlantic, 1/20/22)  
 Career 4 (2x, last vs. Florida Atlantic, 1/20/22)

**3-POINT FIELD GOALS**

Season -  
 Career -

**FREE THROWS**

Season 2 (vs. Indiana State, 11/24/21)  
 Career 4 (vs. Ball State, 12/5/20)

**ASSISTS**

Season 2 (vs. Indiana State, 11/24/21)  
 Career 2 (2x, last vs. Indiana State, 11/24/21)

**BLOCKS**

Season 4 (2x, last vs. LA Tech, 1/1/22)  
 Career 4 (2x, last vs. LA Tech, 1/1/22)

**STEALS**

Season 1 (5x, last at UAB, 1/28/22)  
 Career 1 (5x, last at UAB, 1/28/22)

**MINUTES PLAYED**

Season 24 (vs. LA Tech, 1/1/22)  
 Career 25 (vs. Ball State, 12/5/20)

**2021-22 GAME-BY-GAME STATS**


Opponent	Date	GS	MIN	Total		3-Pointers		Free throws		Rebounds				PF	A	TO	BLK	STL	PTS	AVG
				FG-FGA	PCT	3FG-3FGA	PCT	FT-FTA	PCT	OFF	DEF	TOT	AVG							
Purdue	11/10/2021		12:38	1-2	.500	0-0	.000	0-0	.000	2	2	4	4.0	1	0	0	1	0	2	2.0
vs N.C. A&T	11/12/2021		03:23	0-1	.000	0-0	.000	0-0	.000	0	2	2	3.0	2	0	4	0	0	0	1.0
at Kansas St.	11/14/2021		07:11	1-3	.333	0-0	.000	0-0	.000	0	1	1	2.3	2	0	0	1	0	2	1.3
vs UT Martin	11/15/2021		14:35	1-3	.333	0-0	.000	0-0	.000	0	1	1	2.0	4	1	1	1	0	2	1.5
Kentucky St.	11/21/2021		11:19	2-6	.333	0-0	.000	0-2	.000	0	1	1	1.8	1	1	2	1	4	2.0	
Indiana St.	11/24/2021	*	14:26	1-1	1.000	0-0	.000	2-2	1.000	1	1	2	1.8	0	2	0	0	0	4	2.3
Tennessee St.	11/28/2021	*	10:59	1-3	.333	0-0	.000	0-0	.000	1	2	3	2.0	0	2	1	1	2	2.3	
at Bellarmine	12/02/2021	*	16:44	1-5	.200	0-0	.000	0-0	.000	0	5	5	2.4	0	1	0	2	0	2.3	
Tennessee Tech	12/05/2021	*	16:58	1-1	1.000	0-0	.000	0-0	.000	1	1	2	2.3	4	1	0	0	1	2.2	
at Miami (OH)	12/15/2021	*	13:41	1-2	.500	0-0	.000	0-0	.000	0	0	0	2.1	0	0	1	2	0	2.2	
at Fairleigh Dickinson	12/17/2021	*	08:29	1-1	1.000	0-0	.000	0-0	.000	0	2	2	2.1	1	0	2	0	1	2.2	
Southern Miss.	12/30/2021	*	14:00	1-1	1.000	0-0	.000	0-0	.000	1	0	1	2.0	3	0	4	1	2	2.2	
Louisiana Tech	01/01/2022	*	23:56	4-6	.667	0-0	.000	0-0	.000	1	3	4	2.2	2	1	2	4	0	2.6	
at Rice	01/13/2022		04:44	0-1	.000	0-0	.000	0-0	.000	1	0	1	2.1	1	0	0	0	0	2.4	
Fla. Atlantic	01/20/2022		08:00	4-5	.800	0-0	.000	0-0	.000	0	1	1	2.0	0	0	2	0	8	2.8	
FIU	01/22/2022		11:25	1-3	.333	0-0	.000	0-0	.000	1	3	4	2.1	2	0	3	1	0	2.8	
at UAB	01/27/2022		10:14	0-1	.000	0-1	.000	0-0	.000	3	2	5	2.3	3	1	2	0	1	2.6	
at Middle Tenn.	01/29/2022		08:43	0-0	.000	0-0	.000	0-0	.000	1	0	1	2.2	1	1	1	0	0	2.4	
Old Dominion	02/05/2022		11:22	2-3	.667	0-0	.000	0-0	.000	0	2	2	2.2	1	0	1	0	4	2.5	
at Fla. Atlantic	02/10/2022		12:50	1-1	1.000	0-0	.000	0-0	.000	2	0	2	2.2	2	0	0	0	0	2.5	
<b>Totals</b>		<b>8</b>	<b>235:37</b>	<b>24-49</b>	<b>.490</b>	<b>0-1</b>	<b>.000</b>	<b>2-4</b>	<b>.500</b>	<b>15</b>	<b>29</b>	<b>44</b>	<b>2.2</b>	<b>30</b>	<b>9</b>	<b>20</b>	<b>21</b>	<b>6</b>	<b>50</b>	<b>2.5</b>

**Player Averages**

Games Played	Minutes/game	Points/game	FG Pct	3FG Pct	FT Pct	Rebounds/game	Assists/game	Turnovers/game	Assist/Turnover ratio	Steals/game	Blocks/game
20	11.8	2.5	49.0	0.0	50.0	2.2	0.5	1.0	0.5	0.3	1.1

**CAREER STATISTICS**

SEASON	TEAM	Field Goals		3-Point		F-Throws		Rebounds				Scoring								
		GP-GS	MIN/AVG	FG-FGA	FG%	3FG-3FGA	3FG%	FT-FTA	FT%	OFF	DEF	TOT	AVG	PF-FO	A	TO	BLK	STL	PTS	AVG
2020-21	WestKy	19-3	170/9.0	7-23	.304	0-1	.000	10-12	.833	11	22	33	1.7	34-3	5	19	13	1	24	1.3
2021-22	WestKy	20-8	236/11.8	24-49	.490	0-1	.000	2-4	.500	15	29	44	2.2	30-0	9	20	21	6	50	2.5
<b>TOTAL</b>		<b>39-11</b>	<b>406/10.4</b>	<b>31-72</b>	<b>.431</b>	<b>0-2</b>	<b>.000</b>	<b>12-16</b>	<b>.750</b>	<b>26</b>	<b>51</b>	<b>77</b>	<b>2.0</b>	<b>64-3</b>	<b>14</b>	<b>39</b>	<b>34</b>	<b>7</b>	<b>74</b>	<b>1.9</b>



# #42 Gabby McBride

Redshirt Freshman | Forward | 6'2"

Roanoke, Texas | Liberty Christian HS | Iowa State | Panola College

Years at WKU: 1 | Years in NCAA Basketball: 2 | Eligibility Remaining: 3

## CAREER/SEASON HIGHS

### POINTS

Season 6 (vs. Charlotte, 2/3/22)  
 Career 6 (vs. Charlotte, 2/3/22)

### REBOUNDS

Season 8 (vs. Old Dominion, 2/5/22)  
 Career 8 (vs. Old Dominion, 2/5/22)

### FIELD GOALS

Season 3 (vs. Charlotte, 2/3/22)  
 Career 3 (vs. Charlotte, 2/3/22)

### 3-POINT FIELD GOALS

Season -  
 Career -

### FREE THROWS

Season 1 (vs. Indiana State, 11/24/21)  
 Career 1 (vs. Indiana State, 11/24/21)

### ASSISTS

Season 2 (2x, last vs. Charlotte, 2/3/22)  
 Career 2 (2x, last vs. Charlotte, 2/3/22)

### BLOCKS

Season 1 (7x, last vs. FIU, 1/22/22)  
 Career 1 (7x, last vs. FIU, 1/22/22)

### STEALS

Season 2 (vs. Charlotte, 2/3/22)  
 Career 2 (vs. Charlotte, 2/3/22)

### MINUTES PLAYED

Season 24 (vs. Charlotte, 2/3/22)  
 Career 24 (vs. Charlotte, 2/3/22)

## 2021-22 GAME-BY-GAME STATS

Opponent	Date	GS	MIN	Total		3-Pointers		Free throws		Rebounds				PF	A	TO	BLK	STL	PTS	AVG	
				FG-FGA	PCT	3FG-3FGA	PCT	FT-FTA	PCT	OFF	DEF	TOT	AVG								
Purdue	11/10/2021	*	08:47	0-0	.000	0-0	.000	0-0	.000	1	1	2	2.0	3	1	1	0	1	0	0.0	
vs N.C. A&T	11/12/2021	*	07:25	0-1	.000	0-0	.000	0-0	.000	1	0	1	1.5	3	0	3	0	0	0.0		
at Kansas St.	11/14/2021	*	19:58	1-3	.333	0-0	.000	0-0	.000	1	1	2	1.7	1	0	2	1	0	2.0		
vs UT Martin	11/15/2021	*	06:09	0-0	.000	0-0	.000	0-0	.000	0	1	1	1.5	3	1	1	1	0	0.5		
Kentucky St.	11/21/2021		06:01	0-0	.000	0-0	.000	0-0	.000	1	0	1	1.4	1	1	1	1	0	0.4		
Indiana St.	11/24/2021		10:56	0-0	.000	0-0	.000	1-2	.500	1	1	2	1.5	0	1	0	0	1	1.5		
Tennessee St.	11/28/2021		03:46	0-0	.000	0-0	.000	0-0	.000	0	0	0	1.3	1	0	2	0	0	0.4		
at Bellarmine	12/02/2021		04:19	0-1	.000	0-0	.000	0-0	.000	1	1	2	1.4	0	0	0	1	0	0.4		
Tennessee Tech	12/05/2021		13:29	0-1	.000	0-0	.000	0-0	.000	1	2	3	1.6	1	0	0	1	0	0.3		
at Miami (OH)	12/15/2021		07:49	0-1	.000	0-0	.000	0-0	.000	1	1	2	1.6	0	0	0	1	0	0.3		
at Fairleigh Dickinson	12/17/2021		10:51	1-1	1.000	0-0	.000	0-0	.000	1	4	5	1.9	2	0	3	0	0	2.5		
Southern Miss.	12/30/2021		09:28	0-2	.000	0-0	.000	0-0	.000	1	0	1	1.8	2	0	0	0	0	0.4		
Louisiana Tech	01/01/2022		05:29	0-1	.000	0-0	.000	0-0	.000	1	0	1	1.8	2	0	2	0	1	0.4		
at FIU	01/08/2022		14:29	0-0	.000	0-0	.000	0-0	.000	1	2	3	1.9	5	2	1	0	0	0.4		
at Rice	01/13/2022		06:37	0-0	.000	0-0	.000	0-0	.000	1	4	5	2.1	2	1	2	1	0	0.3		
at North Texas	01/15/2022		11:54	0-0	.000	0-0	.000	0-0	.000	0	3	3	2.1	3	0	1	0	0	0.3		
Fla. Atlantic	01/20/2022		10:21	1-1	1.000	0-0	.000	0-0	.000	1	4	5	2.3	2	1	2	0	0	2.4		
FIU	01/22/2022		06:55	0-0	.000	0-0	.000	0-0	.000	0	1	1	2.2	4	0	0	1	0	0.4		
at UAB	01/27/2022		06:32	0-1	.000	0-0	.000	0-0	.000	1	0	1	2.2	2	0	0	0	0	0.4		
at Middle Tenn.	01/29/2022		10:28	0-0	.000	0-0	.000	0-0	.000	0	3	3	2.2	4	0	0	0	1	0.4		
Charlotte	02/03/2022		21:35	3-3	1.000	0-0	.000	0-0	.000	3	2	5	2.3	2	2	0	0	2	6.6		
Old Dominion	02/05/2022		15:56	0-1	.000	0-0	.000	0-0	.000	4	4	8	2.6	2	1	0	0	0	0.6		
at Fla. Atlantic	02/10/2022		08:54	0-1	.000	0-0	.000	0-0	.000	0	1	1	2.5	2	0	0	0	0	0.6		
<b>Totals</b>			<b>4</b>	<b>228:07</b>	<b>6-18</b>	<b>.333</b>	<b>0-0</b>	<b>.000</b>	<b>1-2</b>	<b>.500</b>	<b>22</b>	<b>36</b>	<b>58</b>	<b>2.5</b>	<b>47</b>	<b>11</b>	<b>21</b>	<b>8</b>	<b>6</b>	<b>13</b>	<b>0.6</b>

### Player Averages

Games Played	Minutes/game	Points/game	FG Pct	3FG Pct	FT Pct	Rebounds/game	Assists/game	Turnovers/game	Assist/Turnover ratio	Steals/game	Blocks/game
23	9.9	0.6	33.3	0.0	50.0	2.5	0.5	0.9	0.5	0.3	0.3

## CAREER STATISTICS

SEASON	TEAM	Field Goals		3-Point		F-Throws		Rebounds				Scoring								
		GP-GS	MIN/AVG	FG-FGA	FG%	3FG-3FGA	3FG%	FT-FTA	FT%	OFF	DEF	TOT	AVG	PF-FO	A	TO	BLK	STL	PTS	AVG
2021-22	WestKy	23-4	228/9.9	6-18	.333	0-0	.000	1-2	.500	22	36	58	2.5	47-1	11	21	8	6	13	0.6
<b>TOTAL</b>		<b>23-4</b>	<b>228/9.9</b>	<b>6-18</b>	<b>.333</b>	<b>0-0</b>	<b>.000</b>	<b>1-2</b>	<b>.500</b>	<b>22</b>	<b>36</b>	<b>58</b>	<b>2.5</b>	<b>47-1</b>	<b>11</b>	<b>21</b>	<b>8</b>	<b>6</b>	<b>13</b>	<b>0.6</b>



2021-22 Box Scores



Official Basketball Box Score - Final  
Purdue at Western Ky.  
11/19/21 E.A. Diddle Arena, Bowling Green, Ky.  
2021-22 Women's Basketball

Game Time: 6:30 P  
Game Duration: 2:01  
Attendance: 1,211

Officials: Angkica Suffron, Troy Winders, Frank Sterator

Purdue - 79
Record: 1-0
Table with columns: NO., Name, Min, FG M-A, 3P M-A, FT M-A, Rebounds OR DR TOT, Fouls PF FD, TP, AS, TO, ST, Blocks BS BA +/-
Totals: 24-55 9-26 22-28 14 28 42 26 26 79 15 26 12 4 2 10

Shooting By Period
1st FG% 5-14 35.7%
2nd FG% 3-9 33.3%
3rd FG% 8-17 47.1%
4th FG% 8-15 53.3%
GM FG% 24-55 43.6%

Technical Fouls: NONE Dead Ball Rebounds: 4.0

Western Ky. - 69
Record: 0-1
Table with columns: NO., Name, Min, FG M-A, 3P M-A, FT M-A, Rebounds OR DR TOT, Fouls PF FD, TP, AS, TO, ST, Blocks BS BA +/-
Totals: 24-63 7-25 14-23 14 19 33 26 26 69 11 21 7 2 4 -10

Shooting By Period
1st FG% 4-15 26.7%
2nd FG% 6-14 42.9%
3rd FG% 6-14 42.9%
4th FG% 8-20 40.0%
GM FG% 24-63 38.1%

Technical Fouls: NONE Dead Ball Rebounds: 6.0

Summary table for Game 24 WKU vs. UTSA
Biggest lead: 17 (4th 5:49)
Best Scoring Run: 11 (1st 6:46)
Lead Changes: 0
Time with Lead: 39:20

Official Basketball Box Score - Final  
Western Ky. at N.C. A&T  
11/19/21 Braniff Coliseum, Manhattan  
2021-22 Women's Basketball

Game Time: 4:00 PM  
Game Duration: 2:03

Officials: Meta Christensen, Greg Saml, Zac Bross

Western Ky. - 86
Record: 1-1
Table with columns: NO., Name, Min, FG M-A, 3P M-A, FT M-A, Rebounds OR DR TOT, Fouls PF FD, TP, AS, TO, ST, Blocks BS BA +/-
Totals: 31-64 14-32 10-15 13 27 40 24 20 86 24 33 16 0 1 10

Shooting By Period
1st FG% 8-15 53.3%
2nd FG% 10-18 55.6%
3rd FG% 5-7 71.4%
4th FG% 3-4 75.0%
GM FG% 31-64 48.4%

Technical Fouls: NONE Dead Ball Rebounds: 1.0

N.C. A&T - 76
Record: 0-2
Table with columns: NO., Name, Min, FG M-A, 3P M-A, FT M-A, Rebounds OR DR TOT, Fouls PF FD, TP, AS, TO, ST, Blocks BS BA +/-
Totals: 29-67 4-17 14-25 16 24 40 24 24 76 9 29 9 1 0 -10

Shooting By Period
1st FG% 6-17 35.3%
2nd FG% 8-14 57.1%
3rd FG% 7-18 38.9%
4th FG% 8-18 44.4%
GM FG% 29-67 43.3%

Technical Fouls: NONE Dead Ball Rebounds: 6.0

Summary table for Game 24 WKU vs. NCAT
Biggest lead: 18 (3rd 3:36)
Best Scoring Run: 11 (2nd 7:54)
Lead Changes: 6
Time with Lead: 36:28



Official Basketball Box Score - Final  
Western Ky. at Kansas St.  
11/14/21 Braniff Coliseum, Manhattan  
2021-22 Women's Basketball

Game Time: 1:00 PM  
Game Duration: 1:51  
Attendance: 2,212

Officials: Lisa Jones, Bryan Entorfino, Kristin Bell

Western Ky. - 44
Record: 1-2
Table with columns: NO., Name, Min, FG M-A, 3P M-A, FT M-A, Rebounds OR DR TOT, Fouls PF FD, TP, AS, TO, ST, Blocks BS BA +/-
Totals: 17-60 4-26 6-10 12 22 34 20 13 44 5 22 8 4 5 -32

Shooting By Period
1st FG% 3-16 18.8%
2nd FG% 4-8 50.0%
3rd FG% 7-16 43.8%
4th FG% 3-16 18.8%
GM FG% 17-60 28.3%

Technical Fouls: NONE Dead Ball Rebounds: 3.3

Kansas St. - 76
Record: 3-0
Table with columns: NO., Name, Min, FG M-A, 3P M-A, FT M-A, Rebounds OR DR TOT, Fouls PF FD, TP, AS, TO, ST, Blocks BS BA +/-
Totals: 28-63 3-16 17-24 15 31 46 13 20 76 24 15 12 5 4 32

Shooting By Period
1st FG% 7-13 53.8%
2nd FG% 8-22 36.4%
3rd FG% 7-16 43.8%
4th FG% 6-18 33.3%
GM FG% 28-63 44.4%

Technical Fouls: NONE Dead Ball Rebounds: 2.1

Summary table for Game 24 WKU vs. KState
Biggest lead: 0 (1st 10:00)
Best Scoring Run: 9 (4th 2:23)
Lead Changes: 0
Time with Lead: 00:00



Official Basketball Box Score - Final  
UT Martin at Western Ky.  
11/15/21 Braniff Coliseum, Manhattan  
2021-22 Women's Basketball

Game Time: 4:00 PM  
Game Duration: 1:45

Officials: Maddy Brooks, Nick Marshall, Greg Small

UT Martin - 63
Record: 2-1
Table with columns: NO., Name, Min, FG M-A, 3P M-A, FT M-A, Rebounds OR DR TOT, Fouls PF FD, TP, AS, TO, ST, Blocks BS BA +/-
Totals: 21-52 8-27 13-17 6 26 32 16 21 63 16 14 10 2 2 16

Shooting By Period
1st FG% 5-13 38.5%
2nd FG% 3-6 50.0%
3rd FG% 3-7 42.9%
4th FG% 4-12 33.3%
GM FG% 21-52 40.4%

Technical Fouls: NONE Dead Ball Rebounds: 1.0

Western Ky. - 47
Record: 1-3
Table with columns: NO., Name, Min, FG M-A, 3P M-A, FT M-A, Rebounds OR DR TOT, Fouls PF FD, TP, AS, TO, ST, Blocks BS BA +/-
Totals: 15-55 6-29 11-15 16 28 44 21 16 47 11 20 7 2 2 16

Shooting By Period
1st FG% 1-11 9.1%
2nd FG% 4-10 40.0%
3rd FG% 5-18 27.8%
4th FG% 4-16 25.0%
GM FG% 15-55 27.3%

Technical Fouls: NONE Dead Ball Rebounds: 2.0

Summary table for Game 24 WKU vs. UTM
Biggest lead: 24 (3rd 7:00)
Best Scoring Run: 14 (2nd 9:10)
Lead Changes: 0
Time with Lead: 38:10



2021-22 Box Scores

Kentucky St. - 59
Official Basketball Box Score - Final
Kentucky St. at Western Ky.
Game Duration: 1:43
Attendance: 736
Officers: Royce Elvins, Noemia Williams, Mily Galovak

Indiana St. - 65
Official Basketball Box Score - Final
Indiana St. at Western Ky.
Game Duration: 1:47
Attendance: 501
Officers: Troy Winters, Angli Kent, Nadi Karay

Western Ky. - 96
Official Basketball Box Score - Final
Western Ky. at Western Ky.
Game Duration: 1:47
Attendance: 594
Officers: Rzy Gubayan, Mly Forsburg, Vlas Mingrun-Smith

Western Ky. - 83
Official Basketball Box Score - Final
Western Ky. at Western Ky.
Game Duration: 1:49
Attendance: 407
Officers: Troy Winters, Natasha Harris, Royce Elvins

Summary statistics for Western Ky. vs. Indiana St. including Biggest lead, Best Scoring Run, Lead Changes, Times Tied, Time with Lead, Points from Turnovers, Second Chance, Fast Breaks, and Bench.

Summary statistics for Western Ky. vs. Indiana St. including Biggest lead, Best Scoring Run, Lead Changes, Times Tied, Time with Lead, Points from Turnovers, Second Chance, Fast Breaks, and Bench.

Tennessee St. - 65
Official Basketball Box Score - Final
Tennessee St. at WKU
Game Duration: 1:47
Attendance: 594
Officers: Rzy Gubayan, Mly Forsburg, Vlas Mingrun-Smith

Western Ky. - 64
Official Basketball Box Score - Final
Western Ky. at Bellarmine
Game Duration: 1:49
Attendance: 407
Officers: Troy Winters, Natasha Harris, Royce Elvins

WKU - 77
Official Basketball Box Score - Final
WKU at Western Ky.
Game Duration: 1:47
Attendance: 594
Officers: Rzy Gubayan, Mly Forsburg, Vlas Mingrun-Smith

Bellarmine - 55
Official Basketball Box Score - Final
Western Ky. at Bellarmine
Game Duration: 1:49
Attendance: 407
Officers: Troy Winters, Natasha Harris, Royce Elvins

Summary statistics for Tennessee St. vs. WKU including Biggest lead, Best Scoring Run, Lead Changes, Times Tied, Time with Lead, Points from Turnovers, Second Chance, Fast Breaks, and Bench.

Summary statistics for Western Ky. vs. Bellarmine including Biggest lead, Best Scoring Run, Lead Changes, Times Tied, Time with Lead, Points from Turnovers, Second Chance, Fast Breaks, and Bench.












2021-22 TV/Radio Roster



**#1 Hope Sivori**  
So. | Guard | 5-5  
Louisville, Ky.  
suh-VORE-ee



**#3 Alexis Mead**  
Fr. | Guard | 5-5  
Moreno Valley, Calif.



**#4 Meral Abdelgawad**  
Sr. | Guard  
Cairo, Egypt  
me-RAWL AB-dell-guh-wad



**#5 Mya Meredith**  
Fr. | Guard  
Taylormill, Ky.



**#11 Jaylin Foster**  
Fr. | Forward  
Austin, Texas



**#14 Teresa Faustino**  
So. | Guard  
Barreiro, Portugal



**#20 Macey Blevins**  
Fr. | Guard  
Monticello, Ky.



**#21 Tori Hunter**  
RS-So. | Forward  
Hoover, Ala.



**#24 Jenna Walker**  
Fr. | Guard  
Priceville, Ala.



**#25 Jordan Smith**  
So. | Guard  
Philadelphia, Penn.




**#30 Selma Kulo**  
So. | Foward  
Lawrenceville, Ga.  
SELL-muh KEW-low



**#42 Gabby McBride**  
Rs-Fr. | Forward  
Roanoke, Texas




**Greg Collins**  
Head Coach  
Fourth Season




**Jhasmin Bowen**  
Assistant Coach  
Fourth Season




**Tiffany Porter-Talbert**  
Assistant Coach  
Fourth Season




**Ivy Brown**  
Assistant Coach  
First Season



**David Walls**  
Graduate Assistant  
Third Season



**Rebecca David**  
Athletic Trainer



**Travis Kleifgen**  
Stregth &  
Conditioning Coach