



Officials: Doug Simons, Chance Moore, Mick Fieldbinder

UTSA - 69

Record: 6-7 (0-2)

NO.	Name	F/C	Min	FG			3P			FT			Rebounds			Fouls		TP	AS	TO	ST	Blocks		+/-	
				M-A	M-A	M-A	OR	DR	TOT	PF	FD	BS	BA												
14	Massal Diouf	F	08:32	1-2	0-0	0-0	0	0	0	1	0	2	0	0	0	0	0	0	0	0	0	0	-1		
24	Jacob Germany	C	20:20	2-3	0-0	0-0	0	3	3	0	2	4	1	4	0	0	0	0	0	0	0	-14			
0	John Buggs III	G	35:16	6-8	6-8	2-3	0	2	2	1	2	20	1	3	0	0	0	0	0	0	0	-20			
1	Japhet Medor	G	30:14	3-11	1-4	1-3	0	2	2	4	4	8	7	4	3	0	0	0	0	0	0	-10			
5	DJ Richards	G	30:08	3-9	2-6	5-5	0	2	2	2	2	13	3	0	0	0	0	0	0	0	0	-14			
10	Erik Czumbel		27:01	3-4	3-4	1-2	0	2	2	4	1	10	3	2	1	0	0	0	0	0	0	-15			
22	Christian Tucker		06:58	0-0	0-0	1-4	0	0	0	0	2	1	0	1	0	0	0	0	0	0	0	-10			
4	Josh Farmer		18:30	3-7	0-0	3-4	2	3	5	0	3	9	1	0	0	1	0	0	1	0	0	-7			
2	Aleu Aleu		08:27	0-2	0-0	0-0	1	2	3	5	1	0	0	1	0	0	0	0	0	0	0	-5			
20	Lamin Sabally		11:00	0-1	0-0	2-2	0	1	1	0	0	2	1	0	1	0	0	0	0	0	0	-12			
3	Azavier Johnson		01:47	0-0	0-0	0-0	0	0	0	0	0	0	0	0	0	0	0	0	0	0	0	-1			
11	Lachlan Bofinger		01:47	0-0	0-0	0-0	0	1	1	0	0	0	0	0	1	0	0	0	0	0	0	-1			
Team										2 2 4					0				1						
Totals				21-47			12-22			15-23			5 20 25			17 17		69		17 17		5 1 0		-22	

Shooting By Period		
1 st FG%	12-23	52.2%
3PT%	7-12	58.3%
FT%	5-8	62.5%
2 nd FG%	9-24	37.5%
3PT%	5-10	50.0%
FT%	10-15	66.7%
GM FG%	21-47	44.7%
3PT%	12-22	54.5%
FT%	15-23	65.2%

Dead Ball Rebounds: 5, 0

Technical Fouls::NONE

Louisiana Tech - 91

Record: 8-5 (1-1)

NO.	Name	F/C	Min	FG			3P			FT			Rebounds			Fouls		TP	AS	TO	ST	Blocks		+/-	
				M-A	M-A	M-A	OR	DR	TOT	PF	FD	BS	BA												
14	Will Allen	F	13:52	2-2	0-0	1-4	2	4	6	3	2	5	0	2	0	0	0	0	0	0	0	0	-3		
22	Isaiah Crawford	F	27:56	8-11	0-3	4-4	0	4	4	3	4	20	2	0	6	0	0	0	0	0	0	15			
0	Keaston Willis	G	32:58	6-13	3-9	2-3	0	2	2	0	3	17	2	0	2	0	0	0	0	0	0	14			
20	Jordan Crawford	G	33:25	3-7	0-1	3-4	2	1	3	2	2	9	7	0	0	0	0	0	0	0	0	19			
24	Cobe Williams	G	33:21	7-13	1-3	1-2	1	2	3	3	1	16	5	2	1	0	1	0	1	0	1	17			
2	Dravon Mangum		20:35	5-10	4-7	1-2	2	1	3	1	2	15	0	2	1	0	0	0	0	0	0	22			
3	Quandre Bullock		13:30	1-5	0-1	0-0	1	3	4	2	1	2	0	1	0	0	0	0	0	0	0	9			
1	Kenny Hunter		17:29	3-3	0-0	1-2	3	5	8	3	2	7	1	0	2	0	0	0	0	0	0	16			
5	Terran Williams		06:54	0-1	0-1	0-0	0	0	0	0	0	0	0	1	0	0	0	0	0	0	0	1			
Team										1 2 3					0				0						
Totals				35-65			8-25			13-21			12 24 36			17 17		91		17 8		12 0 1		22	

Shooting By Period		
1 st FG%	18-35	51.4%
3PT%	4-13	30.8%
FT%	3-8	37.5%
2 nd FG%	17-30	56.7%
3PT%	4-12	33.3%
FT%	10-13	76.9%
GM FG%	35-65	53.8%
3PT%	8-25	32.0%
FT%	13-21	61.9%

Dead Ball Rebounds: 6, 0

Technical Fouls::NONE

	TSA	LAT
Biggest lead	4 (1 st 16:22)	22 (2 nd 2:57)
Best Scoring Run	6 (1 st 16:22)	8 (1 st 11:08)
Lead Changes	4	
Times Tied	3	
Time with Lead	02:35	35:32

	TSA	LAT
Points from		
Turnovers	4	22
Paint	16	54
Second Chance	2	13
Fast Breaks	6	14
Bench	22	24

	Period by Period Scoring		
	1st	2nd	TOT
TSA	36	33	69
LAT	43	48	91



Period 1

Quarter Starters:

LAT	0 Willis K	14 Allen W	20 Crawford J	22 Crawford I	24 Williams C
TSA	0 Buggs III J	1 Medor J	5 Richards D	14 Diouf M	24 Germany J

Game Time	LAT	Score	Diff	TSA
20:00	22 CRAWFORD I jumpball won			24 GERMANY J jumpball lost
19:40	22 CRAWFORD I 3pt FG , jump shot missed			
19:36				1 MEDOR J defensive rebound (1)
19:25				1 MEDOR J turnover bad pass (1)
19:13	22 CRAWFORD I 2pt FG from turnover in the paint, layup made (2)	2-0	2	
19:13	20 CRAWFORD J assist (1)			
19:04	jump ball situation			
18:54				5 RICHARDS D 3pt FG , jump shot missed
18:50	14 ALLEN W defensive rebound (1)			
18:36	14 ALLEN W foul offensive (1 - 1)			0 BUGGS III J foul drawn (1)
18:36	14 ALLEN W turnover offensive (1)			
18:16		2-2	0	14 DIOUF M 2pt FG from turnover in the paint, layup made (2)
18:16				1 MEDOR J assist (1)
18:02	22 CRAWFORD I 2pt FG in the paint, layup made (4)	4-2	2	
17:31		4-5	-1	1 MEDOR J 3pt FG , jump shot made (3)
17:31				24 GERMANY J assist (1)
17:09	22 CRAWFORD I 3pt FG , jump shot missed			
17:04	24 WILLIAMS C offensive rebound (1)			
17:01	0 WILLIS K 3pt FG second chance, jump shot made (3)	7-5	2	
17:01	20 CRAWFORD J assist (2)			
16:51		7-8	-1	5 RICHARDS D 3pt FG , jump shot made (3)
16:51				0 BUGGS III J assist (1)
16:36	0 WILLIS K 3pt FG , jump shot missed			
16:31				0 BUGGS III J defensive rebound (1)
16:22		7-11	-4	0 BUGGS III J 3pt FG , jump shot made (3)
16:22				1 MEDOR J assist (2)
16:07	14 ALLEN W foul drawn (1)			14 DIOUF M foul shooting (1 - 1)
16:07	14 ALLEN W free throw 1 - 2 missed			
16:07	offensive dead ball rebound (1)			
16:07	20 CRAWFORD J substitution out			
16:07	22 CRAWFORD I substitution out			
16:07	2 MANGUM D substitution in			
16:07	3 BULLOCK Q substitution in			
16:07				14 DIOUF M substitution out
16:07				10 CZUMBEL E substitution in
16:07	14 ALLEN W free throw 2 - 2 missed			
16:05				24 GERMANY J defensive rebound (1)
15:32				0 BUGGS III J 3pt FG , jump shot missed
15:29	3 BULLOCK Q defensive rebound (1)			
15:24	2 MANGUM D 2pt FG in the paint, layup missed			
15:22	2 MANGUM D offensive rebound (1)			
15:22	2 MANGUM D foul drawn (1)			10 CZUMBEL E foul shooting (1 - 2)



Game Time	LAT	Score	Diff	TSA
15:22	14 ALLEN W substitution out			
15:22	1 HUNTER K substitution in			
15:22				1 MEDOR J substitution out
15:22				22 TUCKER C substitution in
15:22	2 MANGUM D free throw 1 - 2 missed			
15:22	offensive dead ball rebound (2)			
15:22	2 MANGUM D free throw 2 - 2 made (1)	8-11	-3	
15:00				24 GERMANY J 2pt FG in the paint, jump shot missed
14:57	1 HUNTER K defensive rebound (1)			
14:50	24 WILLIAMS C 2pt FG in the paint, jump shot missed			
14:48	1 HUNTER K offensive rebound (2)			
14:46	2 MANGUM D 3pt FG second chance, jump shot made (4)	11-11	0	
14:46	1 HUNTER K assist (1)			
14:19	0 WILLIS K steal (1)			24 GERMANY J turnover lost ball (1)
14:09	0 WILLIS K 3pt FG from turnover, jump shot missed			
14:09	2 MANGUM D offensive rebound (2)			
14:09	2 MANGUM D 2pt FG from turnover second chance in the paint, layup made (6)	13-11	2	
14:09				24 GERMANY J substitution out
14:09				4 FARMER J substitution in
13:55				5 RICHARDS D 3pt FG , jump shot missed
13:53	1 HUNTER K defensive rebound (3)			
13:49	24 WILLIAMS C 2pt FG in the paint, layup blocked			
13:49				4 FARMER J block (1)
13:44				10 CZUMBEL E defensive rebound (1)
13:44	2 MANGUM D foul shooting (1 - 2)			22 TUCKER C foul drawn (1)
13:44				22 TUCKER C free throw fast break 1 - 2 missed
13:44				offensive dead ball rebound (1)
13:44	24 WILLIAMS C substitution out			
13:44	20 CRAWFORD J substitution in			
13:44				5 RICHARDS D substitution out
13:44				2 ALEU A substitution in
13:44				22 TUCKER C free throw fast break 2 - 2 missed
13:42	3 BULLOCK Q defensive rebound (2)			
13:28	20 CRAWFORD J 2pt FG in the paint, layup missed			
13:26	1 HUNTER K offensive rebound (4)			
13:25	1 HUNTER K foul drawn (1)			2 ALEU A foul shooting (1 - 3)
13:25	1 HUNTER K free throw 1 - 2 missed			
13:25	offensive dead ball rebound (3)			
13:25	1 HUNTER K free throw 2 - 2 made (1)	14-11	3	
13:24	0 WILLIS K substitution out			
13:24	22 CRAWFORD I substitution in			
13:08		14-14	0	0 BUGGS III J 3pt FG , jump shot made (6)
13:08				4 FARMER J assist (1)
12:53	2 MANGUM D 3pt FG , jump shot made (9)	17-14	3	
12:53	22 CRAWFORD I assist (1)			
12:26	1 HUNTER K steal (1)			10 CZUMBEL E turnover bad pass (1)
12:19	2 MANGUM D 3pt FG from turnover, jump shot missed			
12:17				2 ALEU A defensive rebound (1)



UTSA at Louisiana Tech

12/29/22 Thomas Assembly Center, Ruston
2022-23 Men's Basketball

Game Time: 6:00 PM
Game Duration: 1:58
Attendance: 2,704

Officials: Doug Simons, Chance Moore, Mick Fieldbinder

Game Time	LAT	Score	Diff	TSA
12:09				2 ALEU A 2pt FG in the paint, layup missed
12:06	22 CRAWFORD I defensive rebound (1)			
11:40	22 CRAWFORD I 2pt FG in the paint, layup made (6)	19-14	5	
11:22				22 TUCKER C turnover bad pass (1)
11:22	1 HUNTER K substitution out			
11:22	2 MANGUM D substitution out			
11:22	3 BULLOCK Q substitution out			
11:22	0 WILLIS K substitution in			
11:22	14 ALLEN W substitution in			
11:22	24 WILLIAMS C substitution in			
11:22				0 BUGGS III J substitution out
11:22				22 TUCKER C substitution out
11:22				1 MEDOR J substitution in
11:22				5 RICHARDS D substitution in
11:08	24 WILLIAMS C 3pt FG from turnover, jump shot made (3)	22-14	8	
10:54		22-17	5	5 RICHARDS D 3pt FG , jump shot made (6)
10:54				1 MEDOR J assist (3)
10:31	22 CRAWFORD I 3pt FG , jump shot missed			
10:26				1 MEDOR J defensive rebound (2)
10:09		22-19	3	5 RICHARDS D 2pt FG outside the paint, jump shot made (8)
09:53	0 WILLIS K 3pt FG , jump shot missed			
09:50	14 ALLEN W offensive rebound (2)			
09:50	14 ALLEN W foul drawn (2)			2 ALEU A foul shooting (2 - 4)
09:50	14 ALLEN W free throw 1 - 2 missed			
09:50	offensive dead ball rebound (4)			
09:50	20 CRAWFORD J substitution out			
09:50	22 CRAWFORD I substitution out			
09:50	2 MANGUM D substitution in			
09:50	5 WILLIAMS T substitution in			
09:50	14 ALLEN W free throw 2 - 2 made (1)	23-19	4	
09:38	24 WILLIAMS C foul personal (1 - 3)			10 CZUMBEL E foul drawn (1)
09:27	14 ALLEN W foul shooting (2 - 4)			1 MEDOR J foul drawn (1)
09:27				1 MEDOR J free throw 1 - 2 missed
09:27				offensive dead ball rebound (2)
09:27	14 ALLEN W substitution out			
09:27	1 HUNTER K substitution in			
09:27				4 FARMER J substitution out
09:27				10 CZUMBEL E substitution out
09:27				0 BUGGS III J substitution in
09:27				24 GERMANY J substitution in
09:20		23-20	3	1 MEDOR J free throw 2 - 2 made (4)
09:15	0 WILLIS K foul drawn (1)			5 RICHARDS D foul personal (1 - 5)
09:06	24 WILLIAMS C 2pt FG in the paint, layup made (5)	25-20	5	
08:51	1 HUNTER K foul drawn (2)			2 ALEU A foul offensive (3 - 6)
08:51				2 ALEU A turnover offensive (1)
08:51				2 ALEU A substitution out
08:51				20 SABALLY L substitution in
08:41	1 HUNTER K 2pt FG from turnover in the paint, dunk, made (3)	27-20	7	
08:41	24 WILLIAMS C assist (1)			



Game Time	LAT	Score	Diff	TSA
08:27				5 RICHARDS D 2pt FG in the paint, jump shot missed
08:25	defensive rebound (13)			
08:15	0 WILLIS K 2pt FG in the paint, layup made (5)	29-20	9	
08:15	24 WILLIAMS C assist (2)			
08:15				Timeout 60 Sec
08:03		29-23	6	0 BUGGS III J 3pt FG , jump shot made (9)
08:03				1 MEDOR J assist (4)
07:36	2 MANGUM D turnover travel (1)			
07:36	0 WILLIS K substitution out			
07:36	1 HUNTER K substitution out			
07:36	5 WILLIAMS T substitution out			
07:36	3 BULLOCK Q substitution in			
07:36	20 CRAWFORD J substitution in			
07:36	22 CRAWFORD I substitution in			
07:10				1 MEDOR J 3pt FG from turnover, jump shot missed
07:06	20 CRAWFORD J defensive rebound (1)			
07:01	22 CRAWFORD I 2pt FG in the paint, layup made (8)	31-23	8	
07:01	20 CRAWFORD J assist (3)			
06:53				5 RICHARDS D 2pt FG in the paint, layup missed
06:50	3 BULLOCK Q defensive rebound (3)			
06:48	24 WILLIAMS C 2pt FG fast break in the paint, layup made (7)	33-23	10	
06:22	22 CRAWFORD I steal (1)			24 GERMANY J turnover lost ball (2)
06:05	2 MANGUM D 2pt FG from turnover in the paint, jump shot missed			
06:03				24 GERMANY J defensive rebound (2)
06:03	22 CRAWFORD I foul personal (1 - 5)			24 GERMANY J foul drawn (1)
06:03	24 WILLIAMS C substitution out			
06:03	0 WILLIS K substitution in			
06:03				20 SABALLY L substitution out
06:03				10 CZUMBEL E substitution in
05:48	22 CRAWFORD I steal (2)			0 BUGGS III J turnover bad pass (1)
05:21	3 BULLOCK Q 2pt FG from turnover in the paint, layup missed			
05:21	offensive rebound (16)			
05:04	3 BULLOCK Q 3pt FG from turnover second chance, jump shot missed			
04:59				0 BUGGS III J defensive rebound (2)
04:47		33-25	8	24 GERMANY J 2pt FG in the paint, jump shot made (2)
04:47				5 RICHARDS D assist (1)
04:41	2 MANGUM D turnover bad pass (2)			1 MEDOR J steal (1)
04:37		33-27	6	1 MEDOR J 2pt FG fast break from turnover in the paint, layup made (6)
04:36	2 MANGUM D substitution out			
04:36	3 BULLOCK Q substitution out			
04:36	1 HUNTER K substitution in			
04:36	24 WILLIAMS C substitution in			
04:30	24 WILLIAMS C turnover bad pass (1)			1 MEDOR J steal (2)
04:17	22 CRAWFORD I steal (3)			10 CZUMBEL E turnover bad pass (2)
04:14	22 CRAWFORD I 2pt FG fast break from turnover in the paint, layup made (10)	35-27	8	
03:56				turnover 10 sec back court (9)



Official Basketball Play by Play - First Half

UTSA at Louisiana Tech

12/29/22 Thomas Assembly Center, Ruston
2022-23 Men's Basketball

Game Time: 6:00 PM

Game Duration: 1:58

Attendance: 2,704

Officials: Doug Simons, Chance Moore, Mick Fieldbinder

Game Time	LAT	Score	Diff	TSA
03:56	Timeout media			
03:47	22 CRAWFORD I 2pt FG from turnover in the paint, layup made (12)	37-27	10	
03:32		37-30	7	0 BUGGS III J 3pt FG , jump shot made (12)
03:32				5 RICHARDS D assist (2)
03:12	20 CRAWFORD J 2pt FG in the paint, jump shot made (2)	39-30	9	
02:55				24 GERMANY J substitution out
02:55				4 FARMER J substitution in
02:43				1 MEDOR J 3pt FG , jump shot missed
02:41				4 FARMER J offensive rebound (1)
02:39				4 FARMER J 2pt FG second chance outside the paint, jump shot missed
02:35	1 HUNTER K defensive rebound (5)			
02:30	24 WILLIAMS C 2pt FG in the paint, layup made (9)	41-30	11	
02:00	20 CRAWFORD J foul shooting (1 - 6)			5 RICHARDS D foul drawn (1)
02:00		41-31	10	5 RICHARDS D free throw 1 - 2 made (9)
02:00		41-32	9	5 RICHARDS D free throw 2 - 2 made (10)
01:38	1 HUNTER K 2pt FG in the paint, layup made (5)	43-32	11	
01:38	24 WILLIAMS C assist (3)			
01:17	22 CRAWFORD I steal (4)			1 MEDOR J turnover bad pass (2)
01:13	24 WILLIAMS C 2pt FG from turnover in the paint, layup missed			
01:13				4 FARMER J defensive rebound (2)
01:13	1 HUNTER K foul personal (1 - 7)			4 FARMER J foul drawn (1)
01:13	20 CRAWFORD J substitution out			
01:13	22 CRAWFORD I substitution out			
01:13	3 BULLOCK Q substitution in			
01:13	5 WILLIAMS T substitution in			
01:13		43-33	10	4 FARMER J 1&1 free throw 1 made (1)
01:13		43-34	9	4 FARMER J 1&1 free throw 2 made (2)
00:43	0 WILLIS K 2pt FG in the paint, layup missed			
00:39				4 FARMER J defensive rebound (3)
00:35				1 MEDOR J 2pt FG in the paint, layup missed
00:27				4 FARMER J offensive rebound (4)
00:27		43-36	7	4 FARMER J 2pt FG second chance in the paint, dunk, made (4)
00:05	0 WILLIS K 3pt FG , jump shot missed			
00:00				5 RICHARDS D defensive rebound (1)
END OF PERIOD				
LAT 43-36 TSA				



Officials: Doug Simons, Chance Moore, Mick Fieldbinder

UTSA - 36

NO.	Name	F/C	Min	FG			Rebounds			Fouls		TP	AS	TO	ST	Blocks		+/-
				M-A	M-A	M-A	OR	DR	TOT	PF	FD					BS	BA	
14	Massal Diouf	F	03:53	1-1	0-0	0-0	0	0	0	1	0	2	0	0	0	0	0	4
24	Jacob Germany	C	12:23	1-2	0-0	0-0	0	2	2	0	1	2	1	2	0	0	0	-7
0	John Buggs III	G	18:05	4-5	4-5	0-0	0	2	2	0	1	12	1	1	0	0	0	-8
1	Japhet Medor	G	16:00	2-5	1-3	1-2	0	2	2	0	1	6	4	2	2	0	0	2
5	DJ Richards	G	17:38	3-7	2-4	2-2	0	1	1	1	1	10	2	0	0	0	0	-4
10	Erik Czumbel		12:43	0-0	0-0	0-0	0	1	1	1	1	0	0	2	0	0	0	-5
22	Christian Tucker		04:00	0-0	0-0	0-2	0	0	0	0	1	0	0	1	0	0	0	-9
4	Josh Farmer		07:37	1-2	0-0	2-2	2	2	4	0	1	4	1	0	0	1	0	0
2	Aleu Aleu		04:53	0-1	0-0	0-0	0	1	1	3	0	0	0	1	0	0	0	-3
20	Lamin Sabally		02:48	0-0	0-0	0-0	0	0	0	0	0	0	0	0	0	0	0	-5
Team							0	0	0			0		1				
Totals				12-23	7-12	5-8	2	11	13	6	7	36	9	10	2	1	0	-7

Shooting By Period		
1st FG%	12-23	52.2%
3PT%	7-12	58.3%
FT%	5-8	62.5%
GM FG%	12-23	52.2%
3PT%	7-12	58.3%
FT%	5-8	62.5%

Dead Ball Rebounds: 2, 0

Technical Fouls::NONE

Louisiana Tech - 43

NO.	Name	F/C	Min	FG			Rebounds			Fouls		TP	AS	TO	ST	Blocks		+/-
				M-A	M-A	M-A	OR	DR	TOT	PF	FD					BS	BA	
14	Will Allen	F	06:33	0-0	0-0	1-4	1	1	2	2	2	1	0	1	0	0	0	-5
22	Isaiah Crawford	F	13:50	6-9	0-3	0-0	0	1	1	1	0	12	1	0	4	0	0	1
0	Keaston Willis	G	16:25	2-7	1-5	0-0	0	0	0	0	1	5	0	0	1	0	0	1
20	Jordan Crawford	G	14:10	1-2	0-0	0-0	0	1	1	1	0	2	3	0	0	0	0	2
24	Cobe Williams	G	16:11	4-7	1-1	0-0	1	0	1	1	0	9	3	1	0	0	1	8
2	Dravon Mangum		09:59	3-6	2-3	1-2	2	0	2	1	1	9	0	2	0	0	0	12
3	Quandre Bullock		08:58	0-2	0-1	0-0	0	3	3	0	0	0	0	0	0	0	0	5
1	Kenny Hunter		10:27	2-2	0-0	1-2	2	3	5	1	2	5	1	0	1	0	0	12
5	Terran Williams		03:27	0-0	0-0	0-0	0	0	0	0	0	0	0	0	0	0	0	-1
Team							1	1	2			0		0				
Totals				18-35	4-13	3-8	7	10	17	7	6	43	8	4	6	0	1	7

Shooting By Period		
1st FG%	18-35	51.4%
3PT%	4-13	30.8%
FT%	3-8	37.5%
GM FG%	18-35	51.4%
3PT%	4-13	30.8%
FT%	3-8	37.5%

Dead Ball Rebounds: 4, 0

Technical Fouls::NONE

	TSA	LAT
Biggest lead	4 (1 st 16:22)	11 (1 st 2:30)
Best Scoring Run	6 (1 st 16:22)	8 (1 st 11:08)
Lead Changes	4	
Times Tied	3	
Time with Lead	02:35	15:32

	TSA	LAT
Points from		
Turnovers	4	13
Paint	8	28
Second Chance	2	11
Fast Breaks	4	4
Bench	4	14

	Period by Period Scoring		
	1st	2nd	TOT
TSA	36	33	69
LAT	43	48	91



Period 2

Quarter Starters:

LAT	0 Willis K	14 Allen W	20 Crawford J	22 Crawford I	24 Williams C
TSA	0 Buggs III J	1 Medor J	5 Richards D	14 Diouf M	24 Germany J

Game Time	LAT	Score	Diff	TSA
20:00	1 HUNTER K substitution out			
20:00	3 BULLOCK Q substitution out			
20:00	5 WILLIAMS T substitution out			
20:00	14 ALLEN W substitution in			
20:00	20 CRAWFORD J substitution in			
20:00	22 CRAWFORD I substitution in			
20:00				4 FARMER J substitution out
20:00				10 CZUMBEL E substitution out
20:00				14 DIOUF M substitution in
20:00				24 GERMANY J substitution in
19:39	14 ALLEN W 2pt FG in the paint, layup made (3)	45-36	9	
19:39	22 CRAWFORD I assist (2)			
19:22	22 CRAWFORD I foul shooting (2 - 1)			5 RICHARDS D foul drawn (2)
19:21		45-37	8	5 RICHARDS D free throw 1 - 3 made (11)
19:21		45-38	7	5 RICHARDS D free throw 2 - 3 made (12)
19:21		45-39	6	5 RICHARDS D free throw 3 - 3 made (13)
19:07	24 WILLIAMS C foul drawn (1)			1 MEDOR J foul shooting (1 - 1)
19:07	24 WILLIAMS C free throw 1 - 2 made (10)	46-39	7	
19:07	24 WILLIAMS C free throw 2 - 2 missed			
19:05				defensive rebound (14)
18:49	22 CRAWFORD I steal (5)			24 GERMANY J turnover bad pass (3)
18:45	20 CRAWFORD J foul drawn (1)			0 BUGGS III J foul shooting (1 - 2)
18:45	20 CRAWFORD J free throw fast break 1 - 2 made (3)	47-39	8	
18:45	20 CRAWFORD J free throw fast break 2 - 2 made (4)	48-39	9	
18:29		48-42	6	0 BUGGS III J 3pt FG , jump shot made (15)
18:29				1 MEDOR J assist (5)
18:03	0 WILLIS K 3pt FG , jump shot made (8)	51-42	9	
18:03	24 WILLIAMS C assist (4)			
17:42		51-44	7	24 GERMANY J 2pt FG in the paint, jump shot made (4)
17:42				5 RICHARDS D assist (3)
17:24	20 CRAWFORD J 2pt FG in the paint, layup made (6)	53-44	9	
16:55				5 RICHARDS D 3pt FG , jump shot missed
16:53	14 ALLEN W defensive rebound (3)			
16:45	24 WILLIAMS C 2pt FG in the paint, layup made (12)	55-44	11	
16:31	22 CRAWFORD I foul personal (3 - 2)			1 MEDOR J foul drawn (2)
16:31	14 ALLEN W substitution out			
16:31	20 CRAWFORD J substitution out			
16:31	22 CRAWFORD I substitution out			
16:31	1 HUNTER K substitution in			
16:31	2 MANGUM D substitution in			
16:31	3 BULLOCK Q substitution in			
16:31				14 DIOUF M substitution out
16:31				10 CZUMBEL E substitution in



UTSA at Louisiana Tech

12/29/22 Thomas Assembly Center, Ruston
2022-23 Men's Basketball

Game Time: 6:00 PM
Game Duration: 1:58
Attendance: 2,704

Officials: Doug Simons, Chance Moore, Mick Fieldbinder

Game Time	LAT	Score	Diff	TSA
16:25	3 BULLOCK Q foul shooting (1 - 3)			0 BUGGS III J foul drawn (2)
16:25		55-45	10	0 BUGGS III J free throw 1 - 3 made (16)
16:25				0 BUGGS III J free throw 2 - 3 missed
16:25				offensive dead ball rebound (3)
16:25		55-46	9	0 BUGGS III J free throw 3 - 3 made (17)
16:10	2 MANGUM D foul drawn (2)			1 MEDOR J foul personal (2 - 3)
15:54	0 WILLIS K 3pt FG , jump shot missed			
15:51				24 GERMANY J defensive rebound (3)
15:46	1 HUNTER K foul personal (2 - 4)			1 MEDOR J foul drawn (3)
15:46	24 WILLIAMS C substitution out			
15:46	20 CRAWFORD J substitution in			
15:30				1 MEDOR J 2pt FG in the paint, layup missed
15:27	0 WILLIS K defensive rebound (1)			
15:05	3 BULLOCK Q 2pt FG outside the paint, jump shot missed			
15:01				5 RICHARDS D defensive rebound (2)
14:56	1 HUNTER K steal (2)			24 GERMANY J turnover lost ball (4)
14:42	3 BULLOCK Q foul drawn (1)			10 CZUMBEL E foul personal (2 - 4)
14:42	2 MANGUM D substitution out			
14:42	5 WILLIAMS T substitution in			
14:42				24 GERMANY J substitution out
14:42				4 FARMER J substitution in
14:42	0 WILLIS K substitution out			
14:42	24 WILLIAMS C substitution in			
14:33	24 WILLIAMS C 3pt FG from turnover, jump shot missed			
14:29				4 FARMER J defensive rebound (5)
14:22				1 MEDOR J 2pt FG in the paint, layup missed
14:22				offensive rebound (18)
14:15				10 CZUMBEL E 3pt FG second chance, jump shot missed
14:12	1 HUNTER K defensive rebound (6)			
14:13				5 RICHARDS D substitution out
14:13				2 ALEU A substitution in
13:56	5 WILLIAMS T 3pt FG , jump shot missed			
13:52	20 CRAWFORD J offensive rebound (2)			
13:49	3 BULLOCK Q 2pt FG second chance in the paint, dunk, missed			
13:45	3 BULLOCK Q offensive rebound (4)			
13:46	3 BULLOCK Q turnover out of bounds (1)			
13:45	3 BULLOCK Q substitution out			
13:45	2 MANGUM D substitution in			
13:34				1 MEDOR J turnover travel (3)
13:23	24 WILLIAMS C 2pt FG from turnover in the paint, alleyoop made (14)	57-46	11	
13:23	20 CRAWFORD J assist (4)			
13:00		57-49	8	10 CZUMBEL E 3pt FG , jump shot made (3)
13:00				1 MEDOR J assist (6)
12:44	2 MANGUM D 3pt FG , jump shot made (12)	60-49	11	
12:44	20 CRAWFORD J assist (5)			
12:35				Timeout 30 Sec
12:35	1 HUNTER K substitution out			
12:35	14 ALLEN W substitution in			



UTSA at Louisiana Tech

12/29/22 Thomas Assembly Center, Ruston
2022-23 Men's Basketball

Game Time: 6:00 PM
Game Duration: 1:58
Attendance: 2,704

Officials: Doug Simons, Chance Moore, Mick Fieldbinder

Game Time	LAT	Score	Diff	TSA
12:19				4 FARMER J 2pt FG in the paint, jump shot missed
12:16	14 ALLEN W defensive rebound (4)			
12:15	14 ALLEN W turnover bad pass (2)			1 MEDOR J steal (3)
12:11				1 MEDOR J 2pt FG from turnover in the paint, layup missed
12:08	14 ALLEN W defensive rebound (5)			
11:44	24 WILLIAMS C 2pt FG outside the paint, jump shot missed			
11:41				2 ALEU A defensive rebound (2)
11:37	24 WILLIAMS C steal (1)			0 BUGGS III J turnover bad pass (2)
11:27	5 WILLIAMS T turnover bad pass (1)			10 CZUMBEL E steal (1)
11:19				0 BUGGS III J 3pt FG from turnover, jump shot missed
11:15				offensive rebound (20)
11:15	2 MANGUM D substitution out			
11:15	5 WILLIAMS T substitution out			
11:15	0 WILLIS K substitution in			
11:15	22 CRAWFORD I substitution in			
11:15				10 CZUMBEL E substitution out
11:15				5 RICHARDS D substitution in
11:00				2 ALEU A 2pt FG from turnover second chance in the paint, layup missed
10:56				2 ALEU A offensive rebound (3)
10:56	14 ALLEN W foul personal (3 - 5)			2 ALEU A foul drawn (1)
10:52				1 MEDOR J 2pt FG from turnover second chance in the paint, layup missed
10:50	22 CRAWFORD I defensive rebound (2)			
10:49	22 CRAWFORD I foul drawn (1)			1 MEDOR J foul personal (3 - 5)
10:49				1 MEDOR J substitution out
10:49				10 CZUMBEL E substitution in
10:39	22 CRAWFORD I foul drawn (2)			2 ALEU A foul personal (4 - 6)
10:39	22 CRAWFORD I foul drawn (3)			2 ALEU A foul personal (5 - 7)
10:39				2 ALEU A substitution out
10:39				20 SABALLY L substitution in
10:39	22 CRAWFORD I 1&1 free throw 1 made (13)	61-49	12	
10:39	22 CRAWFORD I 1&1 free throw 2 made (14)	62-49	13	
10:20		62-52	10	0 BUGGS III J 3pt FG , jump shot made (20)
10:20				10 CZUMBEL E assist (1)
09:59	24 WILLIAMS C 2pt FG in the paint, jump shot made (16)	64-52	12	
09:47		64-54	10	4 FARMER J 2pt FG in the paint, dunk, made (6)
09:47				10 CZUMBEL E assist (2)
09:27	20 CRAWFORD J 2pt FG in the paint, layup missed			
09:24	14 ALLEN W offensive rebound (6)			
09:23	14 ALLEN W 2pt FG second chance in the paint, layup made (5)	66-54	12	
09:03		66-57	9	10 CZUMBEL E 3pt FG , jump shot made (6)
09:03				20 SABALLY L assist (1)
08:45	22 CRAWFORD I foul drawn (4)			10 CZUMBEL E foul personal (3 - 8)
08:45	14 ALLEN W substitution out			
08:45	24 WILLIAMS C substitution out			
08:45	1 HUNTER K substitution in			
08:45	3 BULLOCK Q substitution in			
08:45	22 CRAWFORD I 1&1 free throw 1 made (15)	67-57	10	
08:45	22 CRAWFORD I 1&1 free throw 2 made (16)	68-57	11	



UTSA at Louisiana Tech

12/29/22 Thomas Assembly Center, Ruston
2022-23 Men's Basketball

Game Time: 6:00 PM
Game Duration: 1:58
Attendance: 2,704

Officials: Doug Simons, Chance Moore, Mick Fieldbinder

Game Time	LAT	Score	Diff	TSA
08:24	0 WILLIS K steal (2)			0 BUGGS III J turnover bad pass (3)
08:19	3 BULLOCK Q 2pt FG fast break from turnover in the paint, dunk, made (2)	70-57	13	
08:19	0 WILLIS K assist (1)			
08:01	3 BULLOCK Q foul shooting (2 - 6)			4 FARMER J foul drawn (2)
08:01				4 FARMER J free throw 1 - 2 missed
08:01				offensive dead ball rebound (4)
08:01				0 BUGGS III J substitution out
08:01				1 MEDOR J substitution in
08:01		70-58	12	4 FARMER J free throw 2 - 2 made (7)
07:54	0 WILLIS K 3pt FG fast break, jump shot made (11)	73-58	15	
07:54	20 CRAWFORD J assist (6)			
07:38		73-60	13	1 MEDOR J 2pt FG in the paint, layup made (8)
07:23	0 WILLIS K 2pt FG in the paint, jump shot made (13)	75-60	15	
07:09				20 SABALLY L 2pt FG in the paint, layup missed
07:07	1 HUNTER K defensive rebound (7)			
06:59	0 WILLIS K foul drawn (2)			5 RICHARDS D foul shooting (2 - 9)
06:59	3 BULLOCK Q substitution out			
06:59	24 WILLIAMS C substitution in			
06:59				4 FARMER J substitution out
06:59				20 SABALLY L substitution out
06:59				0 BUGGS III J substitution in
06:59				24 GERMANY J substitution in
06:59	0 WILLIS K free throw 1 - 2 missed			
06:59	offensive dead ball rebound (5)			
06:59	0 WILLIS K free throw 2 - 2 made (14)	76-60	16	
06:36		76-63	13	10 CZUMBEL E 3pt FG , jump shot made (9)
06:36				1 MEDOR J assist (7)
06:18	20 CRAWFORD J 2pt FG in the paint, layup missed			
06:17				10 CZUMBEL E defensive rebound (2)
06:17	20 CRAWFORD J foul personal (2 - 7)			24 GERMANY J foul drawn (2)
06:17		76-64	12	10 CZUMBEL E 1&1 free throw 1 made (10)
06:17	1 HUNTER K substitution out			
06:17	2 MANGUM D substitution in			
06:17				10 CZUMBEL E 1&1 free throw 2 missed
06:16	2 MANGUM D defensive rebound (3)			
05:55	0 WILLIS K 2pt FG in the paint, layup made (16)	78-64	14	
05:55	0 WILLIS K foul drawn (3)			10 CZUMBEL E foul shooting (4 - 10)
05:55	0 WILLIS K free throw 1 - 1 made (17)	79-64	15	
05:35				1 MEDOR J 3pt FG , jump shot missed
05:32	22 CRAWFORD I defensive rebound (3)			
05:24	22 CRAWFORD I 2pt FG in the paint, layup made (18)	81-64	17	
05:17				Timeout 30 Sec
05:08	24 WILLIAMS C foul personal (2 - 8)			1 MEDOR J foul drawn (4)
05:08				1 MEDOR J 1&1 free throw 1 missed
05:06	0 WILLIS K defensive rebound (2)			
04:44	22 CRAWFORD I 2pt FG in the paint, layup made (20)	83-64	19	
04:44	20 CRAWFORD J assist (7)			
04:33				5 RICHARDS D 3pt FG , jump shot missed



UTSA at Louisiana Tech

12/29/22 Thomas Assembly Center, Ruston
2022-23 Men's Basketball

Game Time: 6:00 PM
Game Duration: 1:58
Attendance: 2,704

Officials: Doug Simons, Chance Moore, Mick Fieldbinder

Game Time	LAT	Score	Diff	TSA
04:32	defensive rebound (31)			
04:32				5 RICHARDS D substitution out
04:32				20 SABALLY L substitution in
04:21	20 CRAWFORD J foul drawn (2)			1 MEDOR J foul shooting (4 - 11)
04:21	20 CRAWFORD J free throw 1 - 2 missed			
04:21	offensive dead ball rebound (6)			
04:21	20 CRAWFORD J free throw 2 - 2 made (7)	84-64	20	
04:20				24 GERMANY J substitution out
04:20				4 FARMER J substitution in
04:09		84-66	18	4 FARMER J 2pt FG in the paint, layup made (9)
04:09				10 CZUMBEL E assist (3)
03:48	24 WILLIAMS C 3pt FG , jump shot missed			
03:42				20 SABALLY L defensive rebound (1)
03:35	22 CRAWFORD I steal (6)			1 MEDOR J turnover bad pass (4)
03:27	2 MANGUM D 3pt FG fast break from turnover, jump shot made (15)	87-66	21	
03:27	24 WILLIAMS C assist (5)			
03:09				4 FARMER J 2pt FG in the paint, layup missed
03:06	24 WILLIAMS C defensive rebound (2)			
03:03	24 WILLIAMS C turnover lost ball (2)			20 SABALLY L steal (1)
02:58	22 CRAWFORD I substitution out			
02:58	1 HUNTER K substitution in			
02:58				1 MEDOR J substitution out
02:58				22 TUCKER C substitution in
02:57	24 WILLIAMS C foul personal (3 - 9)			4 FARMER J foul drawn (3)
02:57		Timeout media		
02:57		87-67	20	20 SABALLY L free throw 1 - 2 made (1)
02:57	1 HUNTER K 2pt FG in the paint, layup made (7)	89-67	22	
02:57	0 WILLIS K assist (2)			
02:57	1 HUNTER K substitution out			
02:57	22 CRAWFORD I substitution in			
02:50		89-68	21	20 SABALLY L free throw 2 - 2 made (2)
02:17				4 FARMER J 2pt FG outside the paint, jump shot missed
02:14	24 WILLIAMS C defensive rebound (3)			
01:47				0 BUGGS III J substitution out
01:47				10 CZUMBEL E substitution out
01:47				3 JOHNSON A substitution in
01:47				11 BOFINGER L substitution in
01:47	22 CRAWFORD I substitution out			
01:47	1 HUNTER K substitution in			
01:40	0 WILLIS K 3pt FG , jump shot missed			
01:37	1 HUNTER K offensive rebound (8)			
01:31	2 MANGUM D 3pt FG second chance, jump shot missed			
01:29	20 CRAWFORD J offensive rebound (3)			
01:12	20 CRAWFORD J 3pt FG second chance, jump shot missed			
01:10				defensive rebound (24)
01:10	1 HUNTER K foul personal (3 - 10)			22 TUCKER C foul drawn (2)
01:10				22 TUCKER C free throw fast break 1 - 2 missed
01:10				offensive dead ball rebound (5)



Official Basketball Play by Play - Second Half

UTSA at Louisiana Tech

12/29/22 Thomas Assembly Center, Ruston
2022-23 Men's Basketball

Game Time: 6:00 PM

Game Duration: 1:58

Attendance: 2,704

Officials: Doug Simons, Chance Moore, Mick Fieldbinder

Game Time	LAT	Score	Diff	TSA
01:10	1 HUNTER K substitution out			
01:10	22 CRAWFORD I substitution in			
01:10				4 FARMER J substitution out
01:10				14 DIOUF M substitution in
01:10		89-69	20	22 TUCKER C free throw fast break 2 - 2 made (1)
00:55	2 MANGUM D 3pt FG , jump shot missed			
00:52				11 BOFINGER L defensive rebound (1)
00:40				14 DIOUF M 2pt FG in the paint, layup missed
00:37	22 CRAWFORD I defensive rebound (4)			
00:16	20 CRAWFORD J 2pt FG in the paint, layup made (9)	91-69	22	
00:11	2 MANGUM D steal (1)			11 BOFINGER L turnover bad pass (1)
END OF GAME				
LAT 91-69 TSA				



UTSA at Louisiana Tech

12/29/22 Thomas Assembly Center, Ruston
2022-23 Men's Basketball

Game Time: 6:00 PM
Game Duration: 1:58
Attendance: 2,704

Officials: Doug Simons, Chance Moore, Mick Fieldbinder

UTSA - 33

NO.	Name	Min	FG			3P			FT			Rebounds			Fouls		TP	AS	TO	ST	Blocks		+/-
			M-A	M-A	M-A	OR	DR	TOT	PF	FD	OR	DR	TOT	BS	BA								
14	Massal Diouf	F 04:39	0-1	0-0	0-0	0	0	0	0	0	0	0	0	0	0	0	0	0	0	0	0	0	-5
24	Jacob Germany	C 07:57	1-1	0-0	0-0	0	1	1	0	1	2	0	1	2	0	2	0	2	0	0	0	0	-7
0	John Buggs III	G 17:11	2-3	2-3	2-3	0	0	0	1	1	8	0	1	8	0	2	0	0	0	0	0	0	-12
1	Japhet Medor	G 14:14	1-6	0-1	0-1	0	0	0	4	3	2	3	2	3	2	1	0	0	0	0	0	0	-12
5	DJ Richards	G 12:30	0-2	0-2	3-3	0	1	1	1	1	3	1	0	0	0	0	0	0	0	0	0	0	-10
10	Erik Czumbel	14:18	3-4	3-4	1-2	0	1	1	3	0	10	3	0	1	0	1	0	0	0	0	0	0	-10
4	Josh Farmer	10:53	2-5	0-0	1-2	0	1	1	0	2	5	0	0	0	0	0	0	0	0	0	0	0	-7
2	Aleu Aleu	03:34	0-1	0-0	0-0	1	1	2	2	1	0	0	0	0	0	0	0	0	0	0	0	0	-2
20	Lamin Sabally	08:12	0-1	0-0	2-2	0	1	1	0	0	2	1	0	1	0	1	0	0	0	0	0	0	-7
22	Christian Tucker	02:58	0-0	0-0	1-2	0	0	0	0	1	1	0	0	0	0	0	0	0	0	0	0	0	-1
3	Azavier Johnson	01:47	0-0	0-0	0-0	0	0	0	0	0	0	0	0	0	0	0	0	0	0	0	0	0	-1
11	Lachlan Bofinger	01:47	0-0	0-0	0-0	0	1	1	0	0	0	0	0	0	0	1	0	0	0	0	0	0	-1
Team						2	2	4			0			0									
Totals						9-24	5-10	10-15	3	9	12	11	10	33	8	7	3	0	0	0	0	0	-15

Shooting By Period		
2 nd FG%	9-24	37.5%
3PT%	5-10	50.0%
FT%	10-15	66.7%
GM FG%	9-24	37.5%
3PT%	5-10	50.0%
FT%	10-15	66.7%

Dead Ball Rebounds: 3, 0

Technical Fouls::NONE

Louisiana Tech - 48

NO.	Name	Min	FG			3P			FT			Rebounds			Fouls		TP	AS	TO	ST	Blocks		+/-
			M-A	M-A	M-A	OR	DR	TOT	PF	FD	OR	DR	TOT	BS	BA								
14	Will Allen	F 07:19	2-2	0-0	0-0	1	3	4	1	0	4	0	1	0	0	0	1	0	0	0	0	0	2
22	Isaiah Crawford	F 14:06	2-2	0-0	4-4	0	3	3	2	4	8	1	0	2	0	0	1	0	2	0	0	14	
0	Keaston Willis	G 16:33	4-6	2-4	2-3	0	2	2	0	2	12	2	0	1	0	0	1	0	0	0	0	13	
20	Jordan Crawford	G 19:15	2-5	0-1	3-4	2	0	2	1	2	7	4	0	0	0	0	0	0	0	0	0	17	
24	Cobe Williams	G 17:10	3-6	0-2	1-2	0	2	2	2	1	7	2	1	1	1	0	0	0	0	0	0	9	
1	Kenny Hunter	07:02	1-1	0-0	0-0	1	2	3	2	0	2	0	0	1	0	0	1	0	0	0	0	4	
2	Dravon Mangum	10:36	2-4	2-4	0-0	0	1	1	0	1	6	0	0	1	0	0	1	0	0	0	0	10	
3	Quandre Bullock	04:32	1-3	0-0	0-0	1	0	1	2	1	2	0	1	0	0	0	0	0	0	0	0	4	
5	Terran Williams	03:27	0-1	0-1	0-0	0	0	0	0	0	0	0	0	0	0	1	0	0	0	0	0	2	
Team						0	1	1			0			0									
Totals						17-30	4-12	10-13	5	14	19	10	11	48	9	4	6	0	0	0	0	0	15

Shooting By Period		
2 nd FG%	17-30	56.7%
3PT%	4-12	33.3%
FT%	10-13	76.9%
GM FG%	17-30	56.7%
3PT%	4-12	33.3%
FT%	10-13	76.9%

Dead Ball Rebounds: 2, 0

Technical Fouls::NONE

	TSA	LAT
Biggest lead	0 (1 st 20:00)	22 (2 nd 2:57)
Best Scoring Run	4(2 nd 6:17)	8(2 nd 4:21)
Lead Changes	0	
Times Tied	0	
Time with Lead	00:00	19:39

	TSA	LAT
Points from		
Turnovers	0	9
Paint	8	26
Second Chance	0	2
Fast Breaks	2	10
Bench	18	10

	Period by Period Scoring		
	1st	2nd	TOT
TSA	36	33	69
LAT	43	48	91



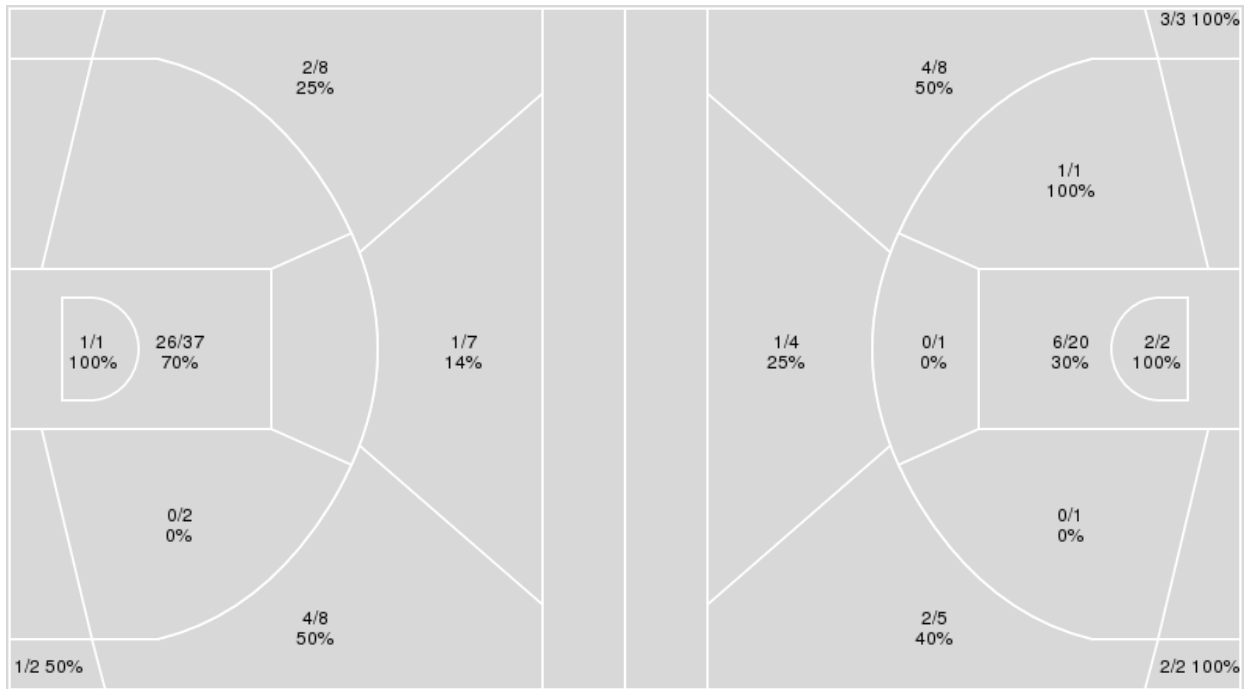
Officials: Doug Simons, Chance Moore, Mick Fieldbinder

{ Players => 0, 1, 2, 3, 4, 5, 10, 11, 13, 14, 20, 22, 24, 34; } FG Types
 => All; Results => All;

{ Players => 0, 1, 2, 3, 4, 5, 10, 11, 12, 13, 14, 20, 22, 24, 25; } FG
 Types => All; Results => All;

Louisiana Tech

UTSA



Louisiana Tech	M/A	%
Field Goals	35/65	54
2 Points	27/40	68
3 Points	8/25	32
Free Throws	13/21	62

UTSA	M/A	%
Field Goals	21/47	45
2 Points	9/25	36
3 Points	12/22	55
Free Throws	15/23	65



UTSA at Louisiana Tech

12/29/22 Thomas Assembly Center, Ruston
2022-23 Men's Basketball

Game Time: 6:00 PM
Game Duration: 1:58
Attendance: 2,704

Officials: Doug Simons, Chance Moore, Mick Fieldbinder

UTSA

No	Name	Mins		Score		Points Diff		Points per Min		Assists		Rebounds		Steals		Turnovers	
		On	Off	On	Off	On	Off	On	Off	On	Off	On	Off	On	Off	On	Off
0	John Buggs III	35:16	04:44	60 - 80	9 - 11	-20	-2	1.70	1.90	16	1	22	3	5	0	16	1
1	Japhet Medor	30:14	09:46	55 - 65	14 - 26	-10	-12	1.82	1.43	13	4	21	4	5	0	12	5
2	Aleu Aleu	08:27	31:33	12 - 17	57 - 74	-5	-17	1.42	1.81	3	14	5	20	2	3	5	12
3	Azavier Johnson	01:47	38:13	1 - 2	68 - 89	-1	-21	0.56	1.78	0	17	2	23	0	5	1	16
4	Josh Farmer	18:30	21:30	32 - 39	37 - 52	-7	-15	1.73	1.72	7	10	15	10	3	2	7	10
5	DJ Richards	30:08	09:52	58 - 72	11 - 19	-14	-8	1.92	1.11	14	3	19	6	2	3	11	6
10	Erik Czumbel	27:01	12:59	45 - 60	24 - 31	-15	-7	1.67	1.85	10	7	18	7	5	0	12	5
11	Lachlan Bofinger	01:47	38:13	1 - 2	68 - 89	-1	-21	0.56	1.78	0	17	2	23	0	5	1	16
14	Massal Diouf	08:32	31:28	20 - 21	49 - 70	-1	-21	2.34	1.56	6	11	4	21	0	5	3	14
20	Lamin Sabally	11:00	29:00	19 - 31	50 - 60	-12	-10	1.73	1.72	5	12	4	21	1	4	4	13
22	Christian Tucker	06:58	33:02	6 - 16	63 - 75	-10	-12	0.86	1.91	1	16	4	21	0	5	4	13
24	Jacob Germany	20:20	19:40	36 - 50	33 - 41	-14	-8	1.77	1.68	10	7	9	16	2	3	9	8

Louisiana Tech

No	Name	Mins		Score		Points Diff		Points per Min		Assists		Rebounds		Steals		Turnovers	
		On	Off	On	Off	On	Off	On	Off	On	Off	On	Off	On	Off	On	Off
0	Keaston Willis	32:58	07:02	77 - 63	14 - 6	14	8	2.34	1.99	13	4	28	8	9	3	5	3
1	Kenny Hunter	17:29	22:31	45 - 29	46 - 40	16	6	2.57	2.04	10	7	16	20	6	6	3	5
2	Dravon Mangum	20:35	19:25	43 - 21	48 - 48	22	0	2.09	2.47	10	7	25	11	8	4	5	3
3	Quandre Bullock	13:30	26:30	25 - 16	66 - 53	9	13	1.85	2.49	5	12	17	19	6	6	2	6
5	Terran Williams	06:54	33:06	12 - 11	79 - 58	1	21	1.74	2.39	4	13	6	30	1	11	4	4
14	Will Allen	13:52	26:08	29 - 32	62 - 37	-3	25	2.09	2.37	4	13	10	26	2	10	3	5
20	Jordan Crawford	33:25	06:35	78 - 59	13 - 10	19	3	2.33	1.97	14	3	29	7	11	1	7	1
22	Isaiah Crawford	27:56	12:04	70 - 55	21 - 14	15	7	2.51	1.74	11	6	19	17	9	3	4	4
24	Cobe Williams	33:21	06:39	76 - 59	15 - 10	17	5	2.28	2.26	14	3	30	6	8	4	7	1

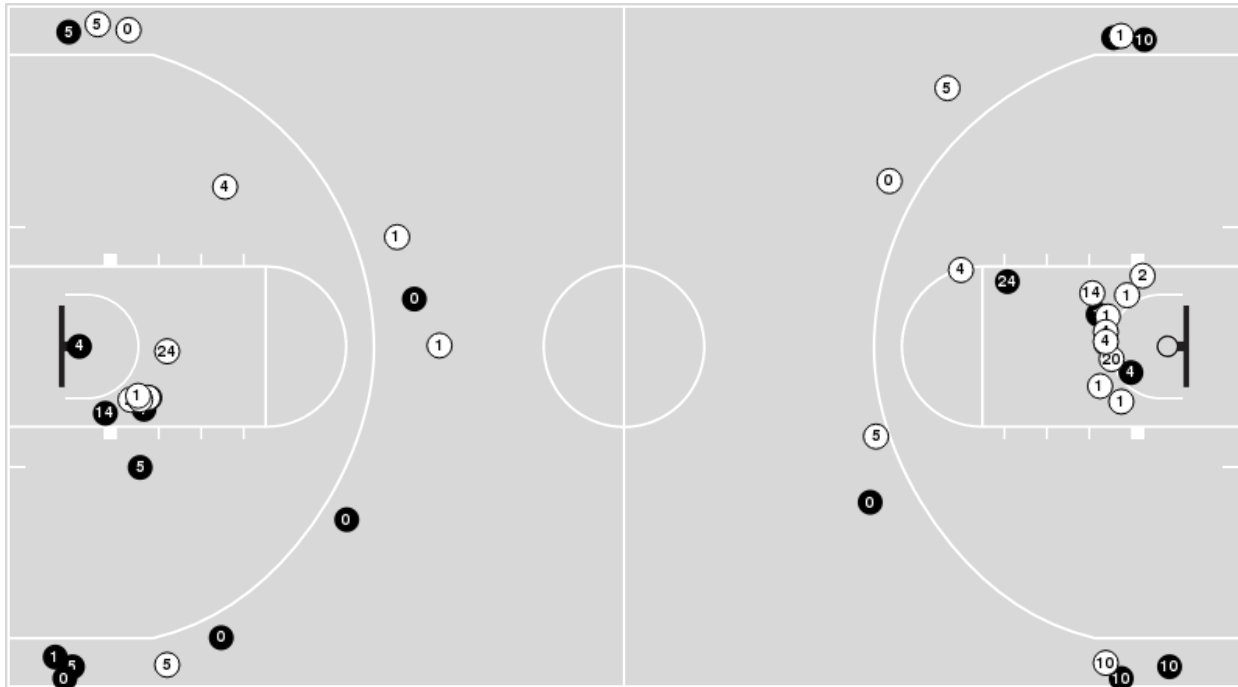


Officials: Doug Simons, Chance Moore, Mick Fieldbinder

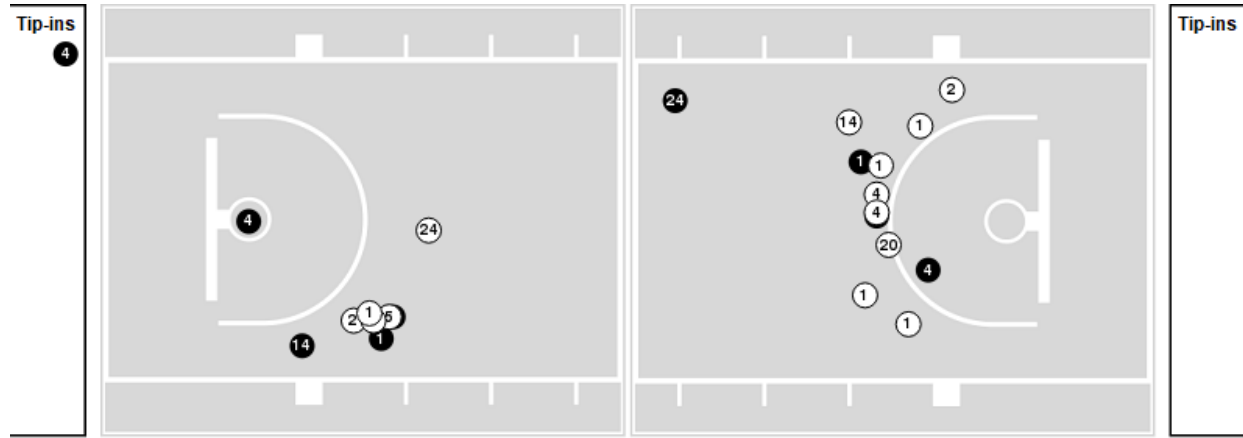
Players => 0, 1, 2, 3, 4, 5, 10, 11, 12, 13, 14, 20, 22, 24, 25 FG Types=>All Results=>All

UTSA

All Field Goals



Blow Up Chart



● Made ○ Missed N - Player Number

UTSA	M/A	%
Field Goals	21/47	45
2 Points	9/25	36
3 Points	12/22	55
Free Throws	15/23	65

UTSA	M/A	%
Points in the Paint	16 (8 / 22)	36
Fast Break Points	6 (5/9)	56
Second Chance Points	2 (1/5)	20
Effective FG%	57	

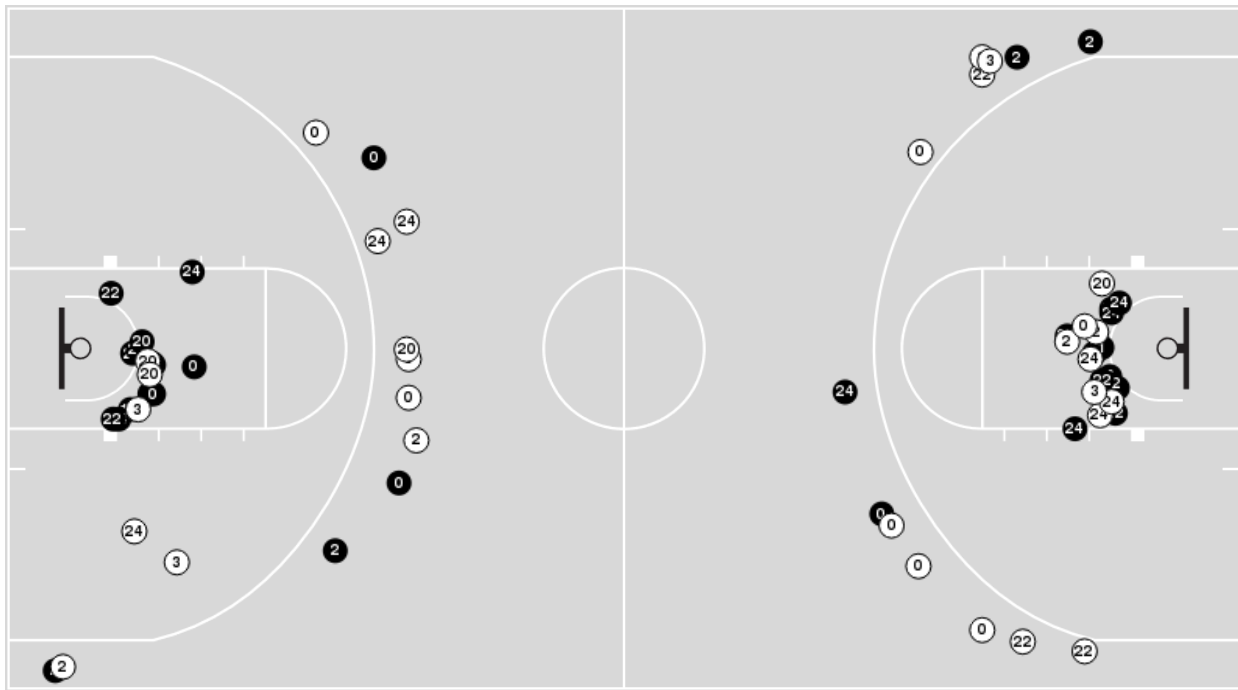


Officials: Doug Simons, Chance Moore, Mick Fieldbinder

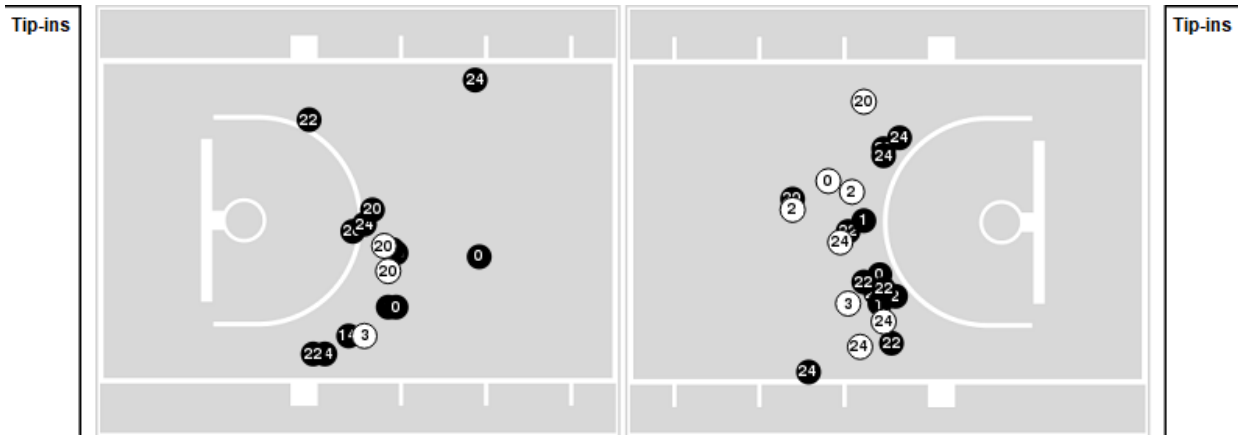
Players => 0, 1, 2, 3, 4, 5, 10, 11, 13, 14, 20, 22, 24, 34FG Types=>AllResults=>All

Louisiana Tech

All Field Goals



Blow Up Chart



● Made ○ Missed N - Player Number

Louisiana Tech	M/A	%
Field Goals	35/65	54
2 Points	27/40	68
3 Points	8/25	32
Free Throws	13/21	62

Louisiana Tech	M/A	%
Points in the Paint	54 (27 / 38)	71
Fast Break Points	14 (7/7)	100
Second Chance Points	13 (7/14)	50
Effective FG%	60	



UTSA at Louisiana Tech

12/29/22 Thomas Assembly Center, Ruston
2022-23 Men's Basketball

Game Time: 6:00 PM
Game Duration: 1:58
Attendance: 2,704

Officials: Doug Simons, Chance Moore, Mick Fieldbinder

UTSA

Lineup	Quarter On	Time On	Quarter Off	Time Off	Time on Court	Score	Score Diff	Reb	Stl	Tov	Ass	PPP
0- Buggs III J/ 1- Medor J/ 5- Richards D/ 14- Diouf M/ 24- Germany J/	1	20:00	1	16:07	03:53	11-7	4	2	0	1	4	1.8333
0- Buggs III J/ 1- Medor J/ 5- Richards D/ 10- Czumbel E/ 24- Germany J/	1	16:07	1	15:22	00:45	0-0	0	1	0	0	0	0.0000
0- Buggs III J/ 5- Richards D/ 10- Czumbel E/ 22- Tucker C/ 24- Germany J/	1	15:22	1	14:09	01:13	0-6	-6	0	0	1	0	0.0000
0- Buggs III J/ 4- Farmer J/ 5- Richards D/ 10- Czumbel E/ 22- Tucker C/	1	14:09	1	13:44	00:25	0-0	0	1	0	0	0	0.0000
0- Buggs III J/ 2- Aleu A/ 4- Farmer J/ 10- Czumbel E/ 22- Tucker C/	1	13:44	1	11:22	02:22	3-6	-3	1	0	2	1	0.6757
1- Medor J/ 2- Aleu A/ 4- Farmer J/ 5- Richards D/ 10- Czumbel E/	1	11:22	1	09:27	01:55	5-4	1	1	0	0	1	2.0492
0- Buggs III J/ 1- Medor J/ 2- Aleu A/ 5- Richards D/ 24- Germany J/	1	09:27	1	08:51	00:36	1-2	-1	0	0	1	0	0.6944
0- Buggs III J/ 1- Medor J/ 5- Richards D/ 20- Sabally L/ 24- Germany J/	1	08:51	1	06:03	02:48	3-8	-5	1	0	1	1	0.6000
0- Buggs III J/ 1- Medor J/ 5- Richards D/ 10- Czumbel E/ 24- Germany J/	1	06:03	1	02:55	03:08	7-6	1	1	2	3	2	1.1667
0- Buggs III J/ 1- Medor J/ 4- Farmer J/ 5- Richards D/ 10- Czumbel E/	1	02:55	2	20:00	02:55	6-4	2	5	0	1	0	1.2605
0- Buggs III J/ 1- Medor J/ 5- Richards D/ 14- Diouf M/ 24- Germany J/	2	20:00	2	16:31	03:29	8-12	-4	1	0	1	2	1.5038
0- Buggs III J/ 1- Medor J/ 5- Richards D/ 10- Czumbel E/ 24- Germany J/	2	16:31	2	14:42	01:49	2-0	2	2	0	1	0	0.6024
0- Buggs III J/ 1- Medor J/ 4- Farmer J/ 5- Richards D/ 10- Czumbel E/	2	14:42	2	14:13	00:29	0-0	0	2	0	0	0	0.0000
0- Buggs III J/ 1- Medor J/ 2- Aleu A/ 4- Farmer J/ 10- Czumbel E/	2	14:13	2	11:15	02:58	3-5	-2	2	2	2	1	0.6000
0- Buggs III J/ 1- Medor J/ 2- Aleu A/ 4- Farmer J/ 5- Richards D/	2	11:15	2	10:49	00:26	0-0	0	1	0	0	0	0.0000
0- Buggs III J/ 2- Aleu A/ 4- Farmer J/ 5- Richards D/ 10- Czumbel E/	2	10:49	2	10:39	00:10	0-0	0	0	0	0	0	0.0000
0- Buggs III J/ 4- Farmer J/ 5- Richards D/ 10- Czumbel E/ 20- Sabally L/	2	10:39	2	08:01	02:38	8-10	-2	0	0	1	3	1.8018
1- Medor J/ 4- Farmer J/ 5- Richards D/ 10- Czumbel E/ 20- Sabally L/	2	08:01	2	06:59	01:02	3-5	-2	0	0	0	0	1.2295
0- Buggs III J/ 1- Medor J/ 5- Richards D/ 10- Czumbel E/ 24- Germany J/	2	06:59	2	04:32	02:27	4-8	-4	1	0	0	1	0.9259
0- Buggs III J/ 1- Medor J/ 10- Czumbel E/ 20- Sabally L/ 24- Germany J/	2	04:32	2	04:20	00:12	0-1	-1	0	0	0	0	0.0000
0- Buggs III J/ 1- Medor J/ 4- Farmer J/ 10- Czumbel E/ 20- Sabally L/	2	04:20	2	02:58	01:22	2-3	-1	1	1	1	1	0.6667
0- Buggs III J/ 4- Farmer J/ 10- Czumbel E/ 20- Sabally L/ 22- Tucker C/	2	02:58	2	01:47	01:11	2-2	0	0	0	0	0	1.0638
3- Johnson A/ 4- Farmer J/ 11- Bofinger L/ 20- Sabally L/ 22- Tucker C/	2	01:47	2	01:10	00:37	0-0	0	1	0	0	0	0.0000
3- Johnson A/ 11- Bofinger L/ 14- Diouf M/ 20- Sabally L/ 22- Tucker C/	2	01:10	2	00:00	01:10	1-2	-1	1	0	1	0	0.4098



UTSA at Louisiana Tech

12/29/22 Thomas Assembly Center, Ruston
2022-23 Men's Basketball

Game Time: 6:00 PM
Game Duration: 1:58
Attendance: 2,704

Officials: Doug Simons, Chance Moore, Mick Fieldbinder

Louisiana Tech

Lineup	Quarter On	Time On	Quarter Off	Time Off	Time on Court	Score	Score Diff	Reb	Stl	Tov	Ass	PPP
0- Willis K/ 14- Allen W/ 20- Crawford J/ 22- Crawford I/ 24- Williams C/	1	20:00	1	16:07	03:53	7-11	-4	2	0	1	2	1.0870
0- Willis K/ 2- Mangum D/ 3- Bullock Q/ 14- Allen W/ 24- Williams C/	1	16:07	1	15:22	00:45	0-0	0	2	0	0	0	0.0000
0- Willis K/ 1- Hunter K/ 2- Mangum D/ 3- Bullock Q/ 24- Williams C/	1	15:22	1	13:44	01:38	6-0	6	4	1	0	1	1.5464
0- Willis K/ 1- Hunter K/ 2- Mangum D/ 3- Bullock Q/ 20- Crawford J/	1	13:44	1	13:24	00:20	1-0	1	2	0	0	0	1.1364
1- Hunter K/ 2- Mangum D/ 3- Bullock Q/ 20- Crawford J/ 22- Crawford I/	1	13:24	1	11:22	02:02	5-3	2	1	1	0	1	1.6667
0- Willis K/ 14- Allen W/ 20- Crawford J/ 22- Crawford I/ 24- Williams C/	1	11:22	1	09:50	01:32	3-5	-2	1	0	0	0	1.2295
0- Willis K/ 2- Mangum D/ 5- Williams T/ 14- Allen W/ 24- Williams C/	1	09:50	1	09:27	00:23	1-0	1	0	0	0	0	2.2727
0- Willis K/ 1- Hunter K/ 2- Mangum D/ 5- Williams T/ 24- Williams C/	1	09:27	1	07:36	01:51	6-4	2	1	0	1	2	1.5000
2- Mangum D/ 3- Bullock Q/ 20- Crawford J/ 22- Crawford I/ 24- Williams C/	1	07:36	1	06:03	01:33	4-0	4	2	1	0	1	1.3333
0- Willis K/ 2- Mangum D/ 3- Bullock Q/ 20- Crawford J/ 22- Crawford I/	1	06:03	1	04:36	01:27	0-4	-4	1	1	1	0	0.0000
0- Willis K/ 1- Hunter K/ 20- Crawford J/ 22- Crawford I/ 24- Williams C/	1	04:36	1	01:13	03:23	10-5	5	1	2	1	1	1.4286
0- Willis K/ 1- Hunter K/ 3- Bullock Q/ 5- Williams T/ 24- Williams C/	1	01:13	2	20:00	01:13	0-4	-4	0	0	0	0	0.0000
0- Willis K/ 14- Allen W/ 20- Crawford J/ 22- Crawford I/ 24- Williams C/	2	20:00	2	16:31	03:29	12-8	4	1	1	0	2	2.0833
0- Willis K/ 1- Hunter K/ 2- Mangum D/ 3- Bullock Q/ 24- Williams C/	2	16:31	2	15:46	00:45	0-2	-2	0	0	0	0	0.0000
0- Willis K/ 1- Hunter K/ 2- Mangum D/ 3- Bullock Q/ 20- Crawford J/	2	15:46	2	14:42	01:04	0-0	0	1	1	0	0	0.0000
0- Willis K/ 1- Hunter K/ 3- Bullock Q/ 5- Williams T/ 20- Crawford J/	2	14:42	2	14:42	00:00	0-0	0	0	0	0	0	0.0000
1- Hunter K/ 3- Bullock Q/ 5- Williams T/ 20- Crawford J/ 24- Williams C/	2	14:42	2	13:45	00:57	0-0	0	3	0	1	0	0.0000
1- Hunter K/ 2- Mangum D/ 5- Williams T/ 20- Crawford J/ 24- Williams C/	2	13:45	2	12:35	01:10	5-3	2	0	0	0	2	2.5000
2- Mangum D/ 5- Williams T/ 14- Allen W/ 20- Crawford J/ 24- Williams C/	2	12:35	2	11:15	01:20	0-0	0	2	1	2	0	0.0000
0- Willis K/ 14- Allen W/ 20- Crawford J/ 22- Crawford I/ 24- Williams C/	2	11:15	2	08:45	02:30	6-8	-2	2	0	0	0	2.0833
0- Willis K/ 1- Hunter K/ 3- Bullock Q/ 20- Crawford J/ 22- Crawford I/	2	08:45	2	06:59	01:46	9-3	6	1	1	0	2	2.3196
0- Willis K/ 1- Hunter K/ 20- Crawford J/ 22- Crawford I/ 24- Williams C/	2	06:59	2	06:17	00:42	1-4	-3	0	0	0	0	0.5319
0- Willis K/ 2- Mangum D/ 20- Crawford J/ 22- Crawford I/ 24- Williams C/	2	06:17	2	02:58	03:19	11-2	9	5	1	1	2	1.5027
0- Willis K/ 1- Hunter K/ 2- Mangum D/ 20- Crawford J/ 24- Williams C/	2	02:58	2	02:57	00:01	2-1	1	0	0	0	1	2.0000
0- Willis K/ 2- Mangum D/ 20- Crawford J/ 22- Crawford I/ 24- Williams C/	2	02:57	2	01:47	01:10	0-1	-1	1	0	0	0	0.0000
0- Willis K/ 1- Hunter K/ 2- Mangum D/ 20- Crawford J/ 24- Williams C/	2	01:47	2	01:10	00:37	0-0	0	2	0	0	0	0.0000
0- Willis K/ 2- Mangum D/ 20- Crawford J/ 22- Crawford I/ 24- Williams C/	2	01:10	2	00:00	01:10	2-1	1	1	1	0	0	1.0000



UTSA at Louisiana Tech

12/29/22 Thomas Assembly Center, Ruston
2022-23 Men's Basketball

Game Time: 6:00 PM
Game Duration: 1:58
Attendance: 2,704

Officials: Doug Simons, Chance Moore, Mick Fieldbinder

UTSA

Lineup	Time	Score	Score Diff	Pts/Min	Reb	Stl	Tov	Ass	PPP
0- Buggs III J/ 1- Medor J/ 5- Richards D/ 10- Czumbel E/ 24- Germany J/	08:09	13-14	-1	1.5951	5	2	4	3	0.8880
0- Buggs III J/ 1- Medor J/ 5- Richards D/ 14- Diouf M/ 24- Germany J/	07:22	19-19	0	2.5792	3	0	2	6	1.6784
0- Buggs III J/ 1- Medor J/ 4- Farmer J/ 5- Richards D/ 10- Czumbel E/	03:24	6-4	2	1.7647	7	0	1	0	1.0417
0- Buggs III J/ 1- Medor J/ 2- Aleu A/ 4- Farmer J/ 10- Czumbel E/	02:58	3-5	-2	1.0112	2	2	2	1	0.6000
0- Buggs III J/ 1- Medor J/ 5- Richards D/ 20- Sabally L/ 24- Germany J/	02:48	3-8	-5	1.0714	1	0	1	1	0.6000
0- Buggs III J/ 4- Farmer J/ 5- Richards D/ 10- Czumbel E/ 20- Sabally L/	02:38	8-10	-2	3.0380	0	0	1	3	1.8018
0- Buggs III J/ 2- Aleu A/ 4- Farmer J/ 10- Czumbel E/ 22- Tucker C/	02:22	3-6	-3	1.2676	1	0	2	1	0.6757
1- Medor J/ 2- Aleu A/ 4- Farmer J/ 5- Richards D/ 10- Czumbel E/	01:55	5-4	1	2.6087	1	0	0	1	2.0492
0- Buggs III J/ 1- Medor J/ 4- Farmer J/ 10- Czumbel E/ 20- Sabally L/	01:22	2-3	-1	1.4634	1	1	1	1	0.6667
0- Buggs III J/ 5- Richards D/ 10- Czumbel E/ 22- Tucker C/ 24- Germany J/	01:13	0-6	-6	0.0000	0	0	1	0	0.0000
0- Buggs III J/ 4- Farmer J/ 10- Czumbel E/ 20- Sabally L/ 22- Tucker C/	01:11	2-2	0	1.6901	0	0	0	0	1.0638
3- Johnson A/ 11- Bofinger L/ 14- Diouf M/ 20- Sabally L/ 22- Tucker C/	01:10	1-2	-1	0.8571	1	0	1	0	0.4098
1- Medor J/ 4- Farmer J/ 5- Richards D/ 10- Czumbel E/ 20- Sabally L/	01:02	3-5	-2	2.9032	0	0	0	0	1.2295
3- Johnson A/ 4- Farmer J/ 11- Bofinger L/ 20- Sabally L/ 22- Tucker C/	00:37	0-0	0	0.0000	1	0	0	0	0.0000
0- Buggs III J/ 1- Medor J/ 2- Aleu A/ 5- Richards D/ 24- Germany J/	00:36	1-2	-1	1.6667	0	0	1	0	0.6944
0- Buggs III J/ 1- Medor J/ 2- Aleu A/ 4- Farmer J/ 5- Richards D/	00:26	0-0	0	0.0000	1	0	0	0	0.0000
0- Buggs III J/ 4- Farmer J/ 5- Richards D/ 10- Czumbel E/ 22- Tucker C/	00:25	0-0	0	0.0000	1	0	0	0	0.0000
0- Buggs III J/ 1- Medor J/ 10- Czumbel E/ 20- Sabally L/ 24- Germany J/	00:12	0-1	-1	0.0000	0	0	0	0	0.0000
0- Buggs III J/ 2- Aleu A/ 4- Farmer J/ 5- Richards D/ 10- Czumbel E/	00:10	0-0	0	0.0000	0	0	0	0	0.0000



UTSA at Louisiana Tech

12/29/22 Thomas Assembly Center, Ruston
2022-23 Men's Basketball

Game Time: 6:00 PM
Game Duration: 1:58
Attendance: 2,704

Officials: Doug Simons, Chance Moore, Mick Fieldbinder

Louisiana Tech

Lineup	Time	Score	Score Diff	Pts/Min	Reb	Stl	Tov	Ass	PPP
0- Willis K/ 14- Allen W/ 20- Crawford J/ 22- Crawford I/ 24- Williams C/	11:24	28-32	-4	2.4561	6	1	1	4	1.5982
0- Willis K/ 2- Mangum D/ 20- Crawford J/ 22- Crawford I/ 24- Williams C/	05:39	13-4	9	2.3009	7	2	1	2	1.3948
0- Willis K/ 1- Hunter K/ 20- Crawford J/ 22- Crawford I/ 24- Williams C/	04:05	11-9	2	2.6939	1	2	1	1	1.2387
0- Willis K/ 1- Hunter K/ 2- Mangum D/ 3- Bullock Q/ 24- Williams C/	02:23	6-2	4	2.5175	4	1	0	1	1.2295
1- Hunter K/ 2- Mangum D/ 3- Bullock Q/ 20- Crawford J/ 22- Crawford I/	02:02	5-3	2	2.4590	1	1	0	1	1.6667
0- Willis K/ 1- Hunter K/ 2- Mangum D/ 5- Williams T/ 24- Williams C/	01:51	6-4	2	3.2432	1	0	1	2	1.5000
0- Willis K/ 1- Hunter K/ 3- Bullock Q/ 20- Crawford J/ 22- Crawford I/	01:46	9-3	6	5.0943	1	1	0	2	2.3196
2- Mangum D/ 3- Bullock Q/ 20- Crawford J/ 22- Crawford I/ 24- Williams C/	01:33	4-0	4	2.5806	2	1	0	1	1.3333
0- Willis K/ 2- Mangum D/ 3- Bullock Q/ 20- Crawford J/ 22- Crawford I/	01:27	0-4	-4	0.0000	1	1	1	0	0.0000
0- Willis K/ 1- Hunter K/ 2- Mangum D/ 3- Bullock Q/ 20- Crawford J/	01:24	1-0	1	0.7143	3	1	0	0	0.5319
2- Mangum D/ 5- Williams T/ 14- Allen W/ 20- Crawford J/ 24- Williams C/	01:20	0-0	0	0.0000	2	1	2	0	0.0000
0- Willis K/ 1- Hunter K/ 3- Bullock Q/ 5- Williams T/ 24- Williams C/	01:13	0-4	-4	0.0000	0	0	0	0	0.0000
1- Hunter K/ 2- Mangum D/ 5- Williams T/ 20- Crawford J/ 24- Williams C/	01:10	5-3	2	4.2857	0	0	0	2	2.5000
1- Hunter K/ 3- Bullock Q/ 5- Williams T/ 20- Crawford J/ 24- Williams C/	00:57	0-0	0	0.0000	3	0	1	0	0.0000
0- Willis K/ 2- Mangum D/ 3- Bullock Q/ 14- Allen W/ 24- Williams C/	00:45	0-0	0	0.0000	2	0	0	0	0.0000
0- Willis K/ 1- Hunter K/ 2- Mangum D/ 20- Crawford J/ 24- Williams C/	00:38	2-1	1	3.1579	2	0	0	1	1.0000
0- Willis K/ 2- Mangum D/ 5- Williams T/ 14- Allen W/ 24- Williams C/	00:23	1-0	1	2.6087	0	0	0	0	2.2727
0- Willis K/ 1- Hunter K/ 3- Bullock Q/ 5- Williams T/ 20- Crawford J/	00:00	0-0	0	NaN	0	0	0	0	0.0000