



SOUTHERN MISS 6-25, 1-17 CUSA

10 NBA DRAFT PICKS | 3 NCAA TOURNAMENTS | 10 NIT TOURNAMENTS | 1987 NIT CHAMPIONS

Broadcast Information

TV:	ESPN+
Talent:	PxP: Kyle Youmans Analyst: Chris Mycoskie
Radio:	USM Learfield
Talent:	John Cox
Live Stats:	Statbroadcast

Schedule/Results

Date	Opponent	Result/Time (CT)
Nov. 4	Delta State (Exh)	W, 68-60
Nov. 9	William Carey	W, 81-67
Nov. 12	Louisiana	L, 45-66
Nov. 15	at TCU	L, 51-83
Nov. 21	Lamar	W, 82-75
Nov. 24	vs. UNC Wilmington [^]	W, 80-66
Nov. 25	vs. UC San Diego [^]	W, 56-55
Nov. 26	at Montanta [^]	L, 62-74
Dec. 1	at South Alabama	L, 55-85
Dec. 4	at Southern Illinois	L, 41-66
Dec. 11	Loyola (La.)	CANCELED
Dec. 14	Jacksonville	L, 51-62
Dec. 18	at ULM	L, 65-74
Dec. 21	at ECU	L, 67-68
Dec. 30	WKU*	POSTPONED
Jan. 1	Marshall*	POSTPONED
Jan. 6	at UTSA*	W, 74-73
Jan. 8	at UTEP*	L, 54-87
Jan. 13	at LA Tech*	L, 57-80
Jan. 16	LA Tech*	L, 62-76
Jan. 19	Southeastern Baptist	W, 100-50
Jan. 22	at Middle Tennessee*	L, 60-74
Jan. 27	North Texas*	L, 54-63
Jan. 29	Rice*	L, 62-76
Feb. 3	at FIU*	L, 67-77
Feb. 5	at FAU*	L, 57-84
Feb. 10	at UAB*	L, 63-84
Feb. 14	WKU*	L, 77-87
Feb. 17	UTSA*	L (ot), 79-98
Feb. 19	UTEP*	L, 70-84
Feb. 21	Marshall	L, 60-74
Feb. 24	at North Texas*	L, 61-85
Feb. 26	at Rice*	L (ot), 72-77
March 2	UAB*	L, 68-81
March 5	Charlotte*	L, 67-70
March 8	UTSA&	7 p.m.

* - Conference USA Game
[^] - Zootown Classic (Missoula, Montana)
 & - C-USA Championships (Frisco, Texas)
 Home games in bold

Southern Miss Name Usage

The University of Southern Mississippi has adopted "Southern Miss" as its official nickname. A majority of alumni, fans, and supporters prefer the "Southern Miss" nickname.

Though not preferred, names such as "USM" and the university's full name will continue to be approved by the licensing department for use on imprinted merchandise.

Nicknames including "S. Mississippi," "SO. Mississippi," "S. Miss," and "Southern" are not acceptable. Additionally, when using the university's full name, "The" must be included in the title, i.e., The University of Southern Mississippi.

THE MATCHUP

SOUTHERN MISS GOLDEN EAGLES (6-25, 1-17 C-USA)

Head Coach: Jay Ladner (Southern Miss, 1988)

Record at Southern Miss: 23-64 (3rd season), Career Record: 99-152 (8th season)

CONFERENCE USA TOURNAMENT

Southern Miss Record in Opening Round Games: 12-7

Titles: 2001 (regular season) Last Appearance: 2021 (lost in opening round to Rice)



The Tournament Scoop

- Southern Miss heads to the Conference USA Tournament with a 6-25 record and is set to play UTSA in the Opening Round on Tuesday night.
- The Golden Eagles and Roadrunners split the season series with each team winning on the road. Southern Miss won by a point in San Antonio before falling in overtime in Hattiesburg mid-February.
- Against WKU three weeks ago, Isaih Moore became only the third C-USA player this season to record at least 25 points and 12 rebounds in a game this season. Moore joins LA Tech's Kenneth Lofton and Rice's Max Fiedler as the only players to do so.
- Tyler Stevenson is 28th all-time on the Southern Miss scoring list with 1,171 points. He trails James Williams (1981-85) by 18 points.
- Walyn Napper dropped a career-high 29 points against Rice. He approached triple-double numbers with eight boards and seven assists.
- Moore's six blocks against UTSA were the most by a Golden Eagle since Gary Flowers swatted seven against New Orleans in 2009.
- Southern Miss and UTSA are tied at 8-all in the all-time series.
- Tuesday's meeting is the first neutral site contest between the two teams.
- The Golden Eagles are coming off a three-point loss to Charlotte on Saturday night after playing shorthanded without two starters and a valuable bench player. Moore's last-second heave at the buzzer to tie the game landed short on the rim.
- UTSA is 10-21 and coming off an 82-71 win over Rice on Saturday afternoon. Erik Czumbel dropped a game-high 22 points to lead the Roadrunners' offensive attack.
- Jacob Germany leads all UTSA players in scoring at 14.7 points per game. Two other Roadrunners average at least 10 points per game -- Dhieu Deing (14.2) and Jordan Ivy-Curry (13.9). Ivy-Curry is no longer on the UTSA roster, though.


Probable Starters



Walyn Napper
 7.1 ppg | 4.1 apg
 6-0 | 182 | So.
 Columbia, S.C.



Denijay Harris
 2.8 ppg | 2.1 rpg
 6-6 | 203 | R-So.
 Columbus, Miss.



Rashad Bolden
 6.9 ppg | 1.9 apg
 6-0 | 168 | Fr.
 Jackson, Miss.



DeAndre Pinckney
 8.9 ppg | 5.4 rpg
 6-8 | 206 | Jr.
 Carol City, Fla.



Isaih Moore
 13.0 ppg | 7.0 rpg
 6-10 | 197 | Jr.
 Columbia, S.C.

CONTACT

Jack MacDonald, Director of Communications

- 601-266-6240 (o)
- 630-659-5119 (c)
- jack.macdonald@usm.edu
- @jackmac95

John Cox, Director of Broadcasting

- 601-266-4503 (o)
- 601-297-1415 (c)
- john.cox@usm.edu

Southern Miss Athletics

118 College Drive #5017
 Hattiesburg, Miss. 39406-0001

Southern Miss Athletics

118 College Drive #5017
 Hattiesburg, Miss. 39406-0001



2021-22 Numerical Southern Miss Basketball Roster

No.	Name	Pos.	Ht.	Wt.	Cl.	Hometown / Previous School
0	Tyler Morman	F	6-8	220	RS JR	Mableton, Ga. (Wyoming)
1	Walyn Napper	G	6-0	182	SO	Columbia, S.C. (Dodge City CC)
2	Denijay Harris	F	6-7	215	RS SO	Columbus, Miss. (SW Mississippi CC)
3	Blake Roberts	G	6-2	185	FR	Hattiesburg, Miss. (Oak Grove HS)
4	Rashad Bolden	G	6-0	168	FR	Jackson, Miss. (St. Andrews HS)
5	DeAndre Pinckney	F	6-8	206	JR	Carol City, Fla. (Broward CC)
10	Tae Hardy	G	6-3	191	JR	Ellenwood, Ga. (Pearl River CC)
11	Isaih Moore	F	6-10	197	JR	Columbia, S.C. (St. John's)
12	Mo Arnold	G	6-1	195	SO	Picayune, Miss. (Jacksonville)
14	Tyler Stevenson	G/F	6-8	215	JR	Columbus, Miss. (New Hope HS)
21	Trey Alfonso	G	6-1	165	FR	Chalmette, La. (Fontainebleau HS)
22	Jeff Armstrong	G	6-0	175	RS FR	Rainsville, Ala. (Massanutten Military Academy)
25	Tate Ryder	G	6-0	175	SO	Oak Grove, Miss.(East Central CC)
44	Mark Jaakson	G	6-8	216	FR	Tallinn, Estonia(Get Better Academy)
55	Jaron Pierre, Jr.	G	6-4	182	FR	New Orleans, La.(St. Augustine HS)

2021-22 Alphabetical Southern Miss Basketball Roster

No.	Name	Pos.	Ht.	Wt.	Cl.	Hometown / Previous School
21	Trey Alfonso	G	6-1	165	FR	Chalmette, La. (Fontainebleau HS)
22	Jeff Armstrong	G	6-0	175	RS FR	Rainsville, Ala. (Massanutten Military Academy)
12	Mo Arnold	G	6-1	195	SO	Picayune, Miss. (Jacksonville)
4	Rashad Bolden	G	6-0	168	FR	Jackson, Miss. (St. Andrews HS)
10	Tae Hardy	G	6-3	191	JR	Ellenwood, Ga. (Pearl River CC)
2	Denijay Harris	F	6-7	215	RS SO	Columbus, Miss. (SW Mississippi CC)
44	Mark Jaakson	G	6-8	216	FR	Tallinn, Estonia(Get Better Academy)
11	Isaih Moore	F	6-10	197	JR	Columbia, S.C. (St. John's)
0	Tyler Morman	F	6-8	220	RS JR	Mableton, Ga. (Wyoming)
1	Walyn Napper	G	6-0	182	SO	Columbia, S.C. (Dodge City CC)
55	Jaron Pierre, Jr.	G	6-4	182	FR	New Orleans, La.(St. Augustine HS)
5	DeAndre Pinckney	F	6-8	206	JR	Carol City, Fla. (Broward CC)
3	Blake Roberts	G	6-2	185	FR	Hattiesburg, Miss. (Oak Grove HS)
25	Tate Ryder	G	6-0	175	SO	Oak Grove, Miss.(East Central CC)
14	Tyler Stevenson	G/F	6-8	215	JR	Columbus, Miss. (New Hope HS)

2021-22 Alphabetical Southern Miss Basketball Roster

Staff Position	Name	Pos.
Head Coach	Jay Ladner	Southern Miss '98
Assistant Head Coach	Kyle Roane	Southern Miss '95
Assistant Coach	Clarence Weatherspoon	Southern Miss '93
Assistant Coach	Anthony Winchester	Western Kentucky '06
Director of Operations	Garland Wilson	Jacksonville State '09
Administrative Assistant	Jeremy Tekulve	Southern Miss '17
Video Coordinator	Christian Barnhill	Southern Miss '17
Graduate Assistant	Isaih Carson	Southwest Christian '19
Athletic Trainer	Chris Clapton	Charlotte '08
Strength and Conditioning	Tony Brutofsky	East Stroudsburg '16
SID	Jack MacDonald	Iowa State '18
Student Assistant	Aidan Bryant	Southern Miss (pres.)
Student Assistant	Brandon Reeves	Southern Miss (pres.)
Student Assistant	Nicholas Ray	Southern Miss (pres.)
Student Assistant	CJ Ruffin	Southern Miss (pres.)

Pronunciation Guide

- 0. Tyler **Morman**: More-men
- 1. **Walyn Napper**: Way-lynn
- 2. **Denijay Harris**: Duh-nahj-ay
- 4. **Rashad Bolden**: Ruh-shod
- 5. DeAndre **Pinckney**: Pink-knee
- 44. Mark **Jaakson**: Yahk-son
- 55: **Jaron Pierre Jr.**: Juh-ron

Quick Facts

Location: Hattiesburg, Miss.
Founded: 1910
Enrollment: 14,845
Nickname: Golden Eagles
School Colors: Black and Gold
Arena: Reed Green Coliseum
Capacity: 8,095
Affiliation: NCAA Division I
Conference: Conference USA
President: Dr. Rodney Bennett
Athletics Director: Jeremy McClain
FAR: Joseph Weinberg

History

First Season: 1912-13
Overall All-Time Record: 1,262-1,121 (102 seasons)
NCAA Tournament Appearances: 3
Years: 1990, 1991, 2012
NIT Appearances: 10
Years: 1981, 1986, 1987, 1988, 1994, 1995, 1998, 2001, 2013&, 2014&
CBI Appearances: 1
Year: 2019
CIT Appearances: 1
Year: 2010
Last Postseason Appearance: at Longwood
Tournament: CBI
Date: March 20, 2019

2020-21 Look Back

Record (H/A/N): 8-17 (6-7/2-9/0-1)
CUSA Record (H/A/N): 4-13 (3-9/1-9/0-0)
Postseason: N/A

Coaching Staff

Head Coach: Jay Ladner
Associate Head Coach: Kyle Roane
Assistant Coaches: Clarence Weatherspoon, Anthony Winchester
Director of Operations: Garland Wilson
Video Coordinator: Christian Barnhill
Graduate Assistant: Isaih Carson
Administrative Assistant: Jeremy Tekulve

Returning Leaders

Points: Tyler Stevenson (352 - 14.1)
Field Goals: Tyler Stevenson (138)
Field Goals Attempted: Tyler Stevenson (264)
Field Goal Percentage: DeAndre Pinckney (53.6%)
3-Point Field Goals: Jaron Pierre Jr. (31)
Free Throws: Tyler Stevenson (76)
Rebounds: Tyler Stevenson (178)
Assists: Tae Hardy (60)
Steals: Tae Hardy (32)
Blocks: Tyler Stevenson & DeAndre Pinckney (13)
Minutes: Tyler Stevenson (33.5 - 836:16)

Media Information

Credentials

Outlets interested in obtaining credentials to cover Southern Miss men's basketball must submit a credential request online or by emailing Jack MacDonald.

Media Availability

Head coach Jay Ladner and requested players will typically be available for interviews twice a week during the season. Please contact men's basketball SID Jack MacDonald for dates and times.

Southern Miss men's basketball practices are open to the public.

**Starting Five & Uniform**

Opponent	Uniform	Player	Player	Player	Player	Player	#
William Carey	White	Napper	Hardy	Moore	Stevenson	Pierre	1
Louisiana	Gold	Napper	Hardy	Moore	Stevenson	Pierre	1
at TCU	Black	Pinckney	Hardy	Moore	Arnold	Pierre	2
Lamar	Throwback	Bolden	Pinckney	Hardy	Arnold	Stevenson	3
UNC Wilmington	Black	Harris	Bolden	Moore	Arnold	Stevenson	4
UC San Diego	White	Harris	Bolden	Moore	Arnold	Stevenson	4
at Montana	Gold	Harris	Bolden	Moore	Arnold	Stevenson	4
at South Alabama	Black	Bolden	Pinckney	Arnold	Stevenson	Pierre	5
at Southern Illinois	Gold	Napper	Bolden	Moore	Stevenson	Pierre	6
Loyola (La.)				CANCELED			
Jacksonville	Throwback	Bolden	Pinckney	Arnold	Stevenson	Pierre	5
at ULM	Black	Bolden	Moore	Arnold	Stevenson	Pierre	7
at ECU	Gold	Napper	Bolden	Moore	Stevenson	Pierre	6
WKU				POSTPONED			
Marshall				POSTPONED			
at UTSA	Black	Napper	Bolden	Pinckney	Stevenson	Pierre	8
at UTEP	Gold	Napper	Bolden	Pinckney	Stevenson	Pierre	8
at LA Tech	Black	Harris	Napper	Bolden	Pinckney	Stevenson	9
LA Tech	Throwback	Harris	Bolden	Pinckney	Arnold	Stevenson	10
Southeastern Bap.	White	Harris	Bolden	Pinckney	Arnold	Stevenson	10
at MTSU	Black	Harris	Bolden	Pinckney	Arnold	Stevenson	10
North Texas	Throwback	Bolden	Pinckney	Arnold	Stevenson	Pierre	5
Rice	Gold	Bolden	Pinckney	Arnold	Stevenson	Pierre	5
at FIU	Black	Napper	Bolden	Pinckney	Stevenson	Pierre	8
at FAU	Gold	Bolden	Pinckney	Arnold	Stevenson	Pierre	5
at UAB	Black	Bolden	Pinckney	Arnold	Stevenson	Pierre	5
WKU	Throwback	Bolden	Pinckney	Moore	Arnold	Stevenson	11
UTSA	White	Bolden	Pinckney	Moore	Arnold	Stevenson	11
UTEP	Throwback	Bolden	Pinckney	Moore	Arnold	Stevenson	11
Marshall	Throwback	Bolden	Pinckney	Moore	Arnold	Stevenson	11
at North Texas	Black	Napper	Harris	Bolden	Pinckney	Moore	12
at Rice	Gold	Napper	Harris	Bolden	Pinckney	Moore	12
UAB	Gold	Napper	Harris	Bolden	Pinckney	Moore	12
Charlotte	Throwback	Napper	Harris	Bolden	Pinckney	Moore	12

How the Golden Eagles Graded Out

Opponent	Points	Rebounds	Assists	Blocks	Steals	Result
William Carey	Hardy	Moore	Hardy	Stevenson	2, 2x	W, 81-67
Louisiana	Moore	7, 2x	1, 4x	Hardy	Hardy	L, 45-66
at TCU	Hardy	Pinckney	4, 2x	Moore	Hardy	L, 51-83
Lamar	Hardy	Stevenson	Napper	1, 3x	2, 3x	W, 82-75
UNC Wilmington	Bolden	Moore	Napper	Stevenson	Napper	W, 80-66
UC San Diego	13, 2x	Stevenson	Napper	Moore	2, 2x	W, 56-55
at Montana	Stevenson	Stevenson	Napper	Stevenson	None	L, 62-74
at South Alabama	Stevenson	6, 2x	Napper	4, 4x	Arnold	L, 55-85
at Southern Illinois	Napper	Stevenson	Napper	Stevenson	3, 3x	L, 41-66
Loyola (La.)				CANCELED		
Jacksonville	Pierre	Stevenson	Bolden	3, 2x	Napper	L, 51-62
at ULM	Bolden	Pierre	3, 3x	Moore	1, 2x	L, 65-74
at ECU	Pierre	Moore	Napper	2, 2x	1, 2x	L, 67-68
WKU				POSTPONED		
Marshall				POSTPONED		
at UTSA	Pierre	Moore	Bolden	Pinckney	Napper	W, 74-73
at UTEP	Moore	Stevenson	Moore	Pinckney	Napper	L, 54-87
at LA Tech	Stevenson	Pinckney	Napper	1, 2x	Pierre	L, 57-80
LA Tech	21, 2x	Pinckney	Napper	Stevenson	Pinckney	L, 62-76
Southeastern Bap.	Stevenson	Stevenson	Armstrong	2, 2x	3, 2x	W, 100-50
at MTSU	Stevenson	Stevenson	Stevenson	Harris	1, 2x	L, 60-74
North Texas	Stevenson	Pinckney	Arnold	Stevenson	3, 2x	L, 54-63
Rice	Pierre	Stevenson	Pierre	Stevenson	Napper	L, 62-76
at FIU	21, 2x	Stevenson	Arnold	1, 3x	1, 2x	L, 67-77
at FAU	Pierre	Pinckney	Napper	Stevenson	1, 3x	L, 57-84
at UAB	Stevenson	Moore	Harris	Stevenson	1, 2x	L, 63-84
WKU	Moore	Moore	Napper	1, 2x	Stevenson	L, 77-87
UTSA	Napper	Stevenson	Napper	Moore	Napper	L, 79-98 (OT)
UTEP	Moore	Moore	Bolden	Moore	Napper	L, 70-84
Marshall	Moore	Stevenson	Napper	Moore	Bolden	L, 60-74
at North Texas	Napper	7, 2x	Napper	Pinckney	2, 2x	L, 61-85
at Rice	Napper	Napper	Napper	1, 2x	1, 3x	L, 72-77 (OT)
UAB	16, 2x	Moore	Napper	Harris	2, 2x	L, 68-81
Charlotte	Moore	Moore	Napper	1, 3x	Harris	L, 67-70

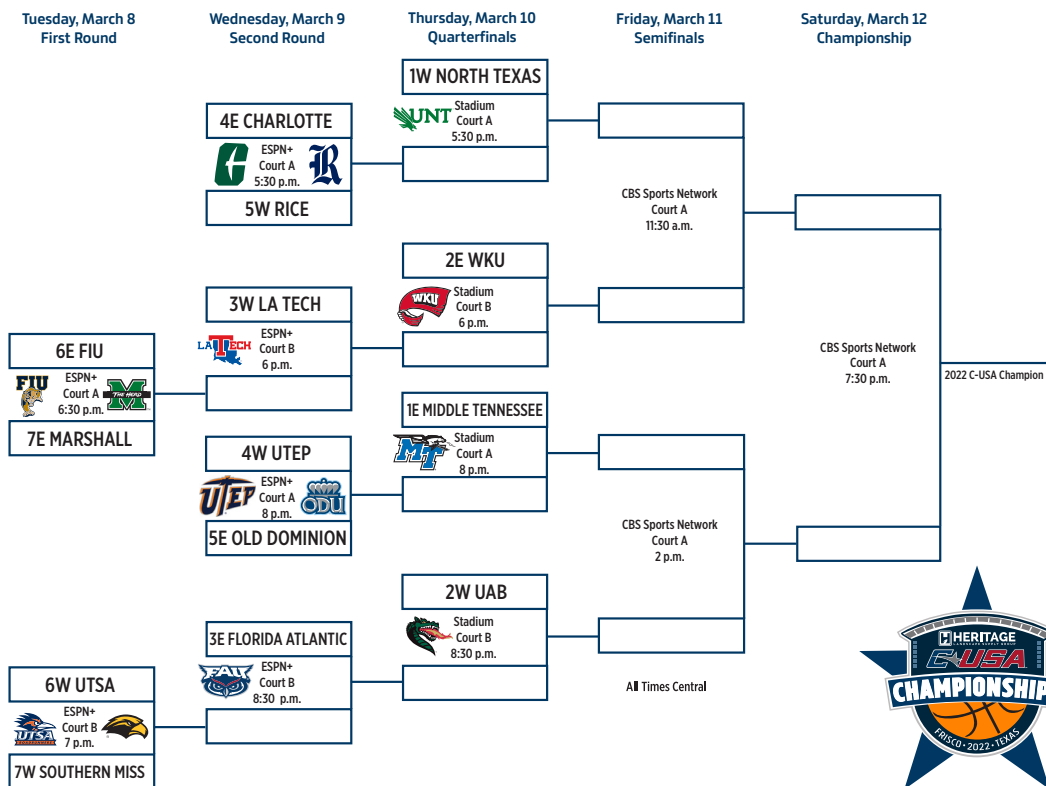
Trends (Ladner Era/2021-22)

Overall	23-64 / 6-25
Home	17-25 / 3-11
Away	4-35 / 1-14
Neutral	2-4 / 2-0
Conference USA	10-43 / 1-17
Home	7-19 / 0-9
Away	3-23 / 1-8
Non-Conference	13-20 / 5-8
Home	10-5 / 3-2
Away	1-12 / 0-6
Neutral	2-3 / 2-0
Against Ranked Teams	0-3 / 0-0
Against State Schools	6-0 / 2-0
Day Games	10-22 / 1-7
Night Games	13-42 / 5-18
Overtime	2-3 / 0-2
TV Games	0-7 / 0-2
White Jerseys	5-5 / 3-1
Throwback Jerseys	10-17 / 1-7
Gold Jerseys	4-22 / 0-9
Black Jerseys	4-20 / 2-8
HALFTIME	
Leading at Halftime	16-9 / 3-5
Trailing at Halftime	5-50 / 2-17
Tied at Halftime	2-5 / 1-3
SHOOTING	
Shooting Better Than Opponent	22-21 / 6-7
Shooting the Same as Opponent	0-0 / 0-0
Shooting Worse Than Opponent	1-43 / 0-18
Shoot 45% or Better	19-17 / 5-8
Opponent Shoots 45% or Better	2-40 / 1-19
Shoot Less Than 45%	4-49 / 1-17
Opponent Shoots Less Than 45%	21-28 / 5-6
Make Five or Fewer 3-pointers	8-37 / 2-13
Make More Than Five 3-pointers	16-26 / 4-12
Attempt 15 or Fewer 3-pointers	6-24 / 1-8
Attempt More Than 15 3-pointers	17-40 / 5-17
SCORING	
Scoring 80 or More Points	12-0 / 4-0
Allowing 80 or More Points	0-17 / 0-11
Score 70-79 Points	6-8 / 1-4
Allow 70-79 Points	6-28 / 2-9
Score 60-69 Points	4-31 / 0-12
Allow 60-69 Points	10-17 / 2-5
Score 59 or Fewer Points	1-25 / 1-8
Allow 59 or Fewer Points	7-2 / 2-1
Lead with 5:00 Remaining	21-5 / 5-3
Trail with 5:00 Remaining	1-58 / 1-22
Tied with 5:00 Remaining	1-1 / 0-0
SCORING MARGIN	
1-3 Point Margins	5-9 / 2-2
4-5 Point Margins	2-3 / 1-1
6-10 Point Margins	4-15 / 0-4
11-19 Point Margins	8-21 / 2-9
20+ Point Margins	4-15 / 1-8
FREE THROWS	
Shoot More Free Throws Than Opponent	13-20 / 4-7
Opponent Shoots More Free Throws	9-42 / 2-16
Free Throws Tied	1-2 / 0-2
BENCH	
Bench Outscores Opponents	10-19 / 3-6
Bench Outscored by Opponents	10-44 / 1-19
Bench Points Tied	2-2 / 2-0
REBOUNDS	
Out-Rebound Opponent	19-27 / 5-12
Out-Rebounded by Opponent	4-33 / 1-13
Rebounds Tied	0-3 / 0-0
TURNOVERS	
Commit Fewer Turnovers	12-16 / 4-4
Commit More Turnovers	9-44 / 2-20
Turnovers Tied	2-4 / 0-1
Commit 15 or Fewer Turnovers	17-37 / 6-16
Commit More Than 15 Turnovers	6-27 / 0-9
MONTH	
November	6-10 / 4-3
December	6-11 / 0-5
January	7-19 / 2-6
February	4-18 / 0-9
March	0-6 / 0-2
DAY OF THE WEEK	
Sunday	2-2 / 1-1
Monday	1-4 / 0-2
Tuesday	3-4 / 1-2
Wednesday	3-5 / 2-2
Thursday	4-15 / 2-7
Friday	3-8 / 0-2
Saturday	7-26 / 1-8



CONFERENCE USA TOURNAMENT AT A GLANCE

2022 HERITAGE LANDSCAPE SUPPLY GROUP C-USA MEN'S BASKETBALL CHAMPIONSHIP



2021 C-USA Tournament Recap

March 9, 2021
Frisco, Texas
Rice 61, Southern Miss 52

FRISCO, Texas -- It was a game of runs all night to begin the 2021 C-USA Championships, but Rice's 19-3 jolt to end the night led to a 61-52 defeat on Tuesday night.

"This last game is always tough," head coach Jay Ladner said. "Only twice in my coaching career have I not lost the last game, and everyone does. The others are the same as tonight, and they're especially tough for the seniors. It's a hurt locker room.

"When a team is invested in what's going on, it hurts you and your staff. A team or player that doesn't care won't be hurt. There are a lot of tears in there, and it makes me proud of our program. We just have to keep working to get better."

The Owls (14-12, 6-10 C-USA) got a friendly roll on a top-of-the-key triple with 4:28 left, and the 52-49 advantage was their first since 17:18 of the half.

Southern Miss (8-17, 4-13 C-USA) went on an 11-0 run over 3:08, including a breakaway layup for DeAndre Pinckney, to force Rice into a timeout at 16:26. The 31-30 lead was Southern Miss' first since 6:35, eventually rising to 49-43.

Rice, which led 27-20 at the half, was able to hit three consecutive

fastbreak layups, the first off a rebound and the other two on steals, to force a Golden Eagle timeout at 2:46, leading 27-18. It was the capper on an 11-0 run.

"Rice was 0-6 when scoring 65 points or less, and I told our guys we would win this thing if we did that," Ladner said. "We got them to 61 and we went the last six-plus minutes without a field goal, and to that point, we had everything going for us offensively. It reminded me of the FIU win in that second half. Rice called that timeout, and typically we had been in comeback situations. It was something we weren't used to at that moment."

Rice, which entered as the league's second-best three-point shooting team, was 1-for-8 at the break before going 6-for-12 in the second. Southern Miss was led by three double-figure scorers in Pinckney (14), Tyler Stevenson (12) and Tae Hardy (11).

NOTABLE

-Southern Miss had won its previous two C-USA openers in Frisco (69-68 over FIU in 2018, 82-73 over Marshall in 2019).

-LaDavius Draine finished his career with 1,131 points, good for No. 31 in school history, as well as second in three-pointers with 220.

-He also leaves as the single-season three-point record holder (46.4 percent as a sophomore).

-Clay Weatherspoon, who earned his first start on Senior Day as well as making his first three-pointer those opening minutes, also gave five years to the program.

-Tyler Stevenson's 12 points give him 798 after his first three years.

-Freshman Mark Jaakson played nine minutes, one off a season-high set against Tulane in his debut.



MATCHUP NUGGETS

Series History

- **Overall:** Tied, 8-8
- **At Reed Green Coliseum:** 7-1
- **On the Road:** 1-7
- **Neutral:** 0-0
- **Active Streak:** L1
- **Ladner vs. UTSA:** 1-4
- **Henson vs. Southern Miss:** 6-8
- **Ladner vs. Henson:** 1-5

LAST 10 MEETINGS:

Date	Result	Score	Location
2/9/17	L	51-57	San Antonio
1/6/18	W	93-83	Hattiesburg
2/22/18	L	56-64	San Antonio
2/14/19	W	78-71	Hattiesburg
3/9/19	W	81-48	Hattiesburg
1/11/20	L	70-80	San Antonio
1/22/21	L	64-70	San Antonio
1/23/21	L	72-78	San Antonio
1/6/22	W	74-73	San Antonio
02/17/22	L	79-98 (ot)	Hattiesburg

Comparing the Two

Category	Southern Miss	UTSA
Overall Record	6-25	10-21
Scoring Average	64.5	67.4
Opp. Scoring Average	74.9	72.5
Scoring Margin	-10.4	-5.1
FG Percentage	43.1%	39.4%
Opp. FG Percentage	44.9%	45.7%
3-Point FG Percentage	31.4%	29.6%
3-Point FG Per Game	5.4	6.3
FT Percentage	68.2%	68.3%
Rebounds Per Game	34.0	38.3
Rebounding Margin	-2.2	+1.0
Assists Per Game	12.4	11.4
Turnovers Per Game	13.5	12.5
Turnover Margin	-2.3	0.0
Assists to Turnover Ratio	0.9	1.2
Steals Per Game	4.9	5.8
Blocks Per Game	2.8	2.6

Last Meeting Details

February 17, 2022
Hattiesburg, Miss.
UTSA 98, Southern Miss 79 (Overtime)

Southern Miss Game Leaders

- Points:** Walyn Napper, 21
- Rebounds:** Tyler Stevenson, 12
- Assists:** Walyn Napper, 6
- Steals:** Walyn Napper, 2
- Blocks:** Isaih Moore, 6
- Minutes:** Tyler Stevenson & Isaih Moore, 42

HATTIESBURG, Miss. -- The Southern Miss men's basketball team rallied on Thursday night in Hattiesburg to force overtime against UTSA after trailing in the final seconds, but the Roadrunners scored 22 points in the extra frame to ultimately win, 98-79.

Junior Tyler Stevenson poured in 19 points and 12 rebounds, but it was his put-back layup that sent the Golden Eagles (6-19, 1-11 C-USA) to overtime for the first time since beating UTEP in Reed Green Coliseum on Jan. 1, 2020. The play started with DeAndre Pinckney securing a defensive rebound and pushing the ball up to Stevenson on an outlet pass, then Stevenson missed a pair of layups before the final attempt fell at the buzzer.

The Roadrunners (9-18, 2-12) scored the first 12 points of overtime before sophomore Walyn Napper ended the Southern Miss scoring drought that spanned the first two-and-a-half minutes of extra time. The road team would go on to score another 10 points to ultimately put the game out of reach. UTSA's Dhieu Deing led all scorers with 26 points, while Napper paced the Golden Eagles with a career-high 21 points.

Pinckney secured his second-straight double-double with 17 points and 11 rebounds, while Stevenson recorded his first since the FIU game on Feb. 3. The Golden Eagles led by as many as 11 in the first half before UTSA mounted its first comeback to head to the half tied at 38-all. Prior to that, Southern Miss jumped out to a 10-3 lead that saw junior Isaih Moore throw down a massive windmill dunk that got the Reed Green faithful on their feet and forced a UTSA timeout.

The Golden Eagles were feeding off of Moore early, who scored 11 of his 15 points in the first half. Moore's six blocked shots were the most by a Golden Eagle since Gary Flowers swatted nine against New Orleans in 2009. The Columbia, S.C. native also finished with seven rebounds. Napper added a team-high 6 assists to a long with four rebounds and two steals.

UTSA shot 46.9 percent from deep as part of its barrage of 15 three-pointers and it shot 46.7 percent from the floor. Southern Miss went 6-of-22 from deep and shot 43.9 percent from the floor. Southern Miss grabbed 43 rebounds compared to UTSA's 40. The Golden Eagles held the sixth-best offensive rebounding team in the country to 10 offensive boards -- UTSA was previously averaging 13.88 per game.

Southern Miss will face a quick turnaround as it prepares to host UTEP on Saturday, Feb. 19. Tipoff from Reed Green Coliseum is slated to 12 p.m.

Game Notes

- Isaih Moore finished in double figures for the third-straight game, going for 15 points tonight.
- Moore's six blocks were the most by a Golden Eagle since Gary Flowers recorded seven against New Orleans on Dec. 21, 2009.
- DeAndre Pinckney hit a career-high four three-points, all of which came in the second half.
- Walyn Napper went for a career-high 21 points. His previous high was 16 against South Alabama on Dec. 1.



TEAM NOTES

Five Taking Over

- Southern Miss junior forward DeAndre Pinckney has taken his play to another level since opening Conference USA play on Jan. 6 at UTSA. Pinckney is averaging 10.5 ppg and 6.0 rpg over 16 C-USA games. He has scored at least 10 points in 10 conference games and went for 17 against UTSA on Feb. 17. His poured in 14 points against UAB on Wednesday night.

From Walk-On to 1,000-Point Scorer

- Junior Tyler Stevenson became the 39th player in Southern Miss history to amass 1,000 points and the 17th player to pair that with 500 career rebounds. He is tied with Randolph Keys and Casey Fisher as the 23rd-fastest Golden Eagle to reach 1,000 points.

Golden Eagles with 1,000 Points & 500 Rebounds

- Clarence Weatherspoon
2,130 points - 1,317 rebounds
- Joe Dawson
1,695 points - 1,069 rebounds
- Randolph Keys
1,626 points - 721 rebounds
- Glen Whisby
1,598 points - 1,009 rebounds
- Gary Hannan
1,569 points - 1,191 rebounds
- Wendell Ladner
1,561 points - 1,256 rebounds
- Courtney Beasley
1,461 points - 641 rebounds
- Derrek Hamilton
1,445 points - 687 rebounds
- Cortez Edwards
1,401 points - 635 rebounds
- Kelly McCarty
1,390 points - 850 rebounds
- Bruce Miller
1,382 points - 646 rebounds
- James Williams
1,189 points - 585 rebounds
- Vandarel Jones
1,123 points - 734 rebounds
- Gary Flowers
1,078 points - 513 rebounds
- Roy Danforth
1,066 points - 525 rebounds
- Craig Craft
1,031 points - 521 rebounds
- **Tyler Stevenson**
1,171 points - 616 Rebounds

- Stevenson has scored in double figures in 21 games this season, including a 24-point performance against UAB on Feb. 10. The senior has also recorded four double-doubles, the second-most in Conference USA play. Stevenson added a 29-point performance against Southeastern Baptist and then another 20-point performance against Middle Tennessee. He has scored at least 20 points six times this season.

Conquering the Alamo City

- When Southern Miss beat UTSA 74-73 at the Convocation Center on Jan. 6, it marked the first time that the Golden Eagles had defeated the Roadrunners on their home court. Up to that point, UTSA had won all seven meetings at home, while Southern Miss had won all seven meetings in Hattiesburg. The Golden Eagles now lead the all-time series, 8-7.

West Texas Livin'

- Less than 10 hours after beating UTSA, Southern Miss made the 530 miles drive to El Paso on I-10 after its flight got canceled. The impromptu detour proved to be another story on the long list of men's basketball travel tales that showed the West Texas scenery.

Royalty on the Radio

- John Cox is in his 44th season as The Voice of the Golden Eagles. He is the sixth-longest tenured Division I radio play-by-play guy in the country. Southern Illinois' Mike Reis is in his 42nd year, and the two legends met in Carbondale on Dec. 4.

Longest-Active Basketball Announcers (D1)

- 54 Years: Ray Goss (Duquesne)
- 52 Years: Bill Hillgrove (Pittsburgh)
- 49 Years: Don Fischer (Indiana)
- 48 Years: Rich Chvotkin (Georgetown)
- 48 Years: Gene Deckerhoff (Florida State)
- 44 Years: John Cox (Southern Miss)**
- 43 Years: Mike Reis (Southern Illinois)
- 43 Years: Dave Snell (Bradley)

We Want Moore

- Junior Isaih Moore has been a workhorse for the Golden Eagles since coming to Hattiesburg via St. John's. Moore scored in double figures in his first seven games and had two 19-point performances. He was named to the Zootown Classic All-Tournament Team in November.

No Stage Too Big for Bolden

- Freshman Rashad Bolden Earned C-USA Freshman of the Week honors on Nov. 29.
- Bolden dropped 29 points in an 80-66 win against UNCW at the Zootown Classic on Wednesday, Nov. 24.
- Bolden's 29 points is tied for the second-most singlegame point total by a Southern Miss freshman. He joins Bernard Haslett and Morris Wood in the single game freshman scoring record column.
- The Jackson, Miss. native earned his first collegiate start in the UNCW game and started the remaining two games at the Zootown Classic.
- Bolden was named Freshman of the Week for the second time on Dec. 27 after pouring in 12 points at ECU. He followed with a 17-point performance in his Conference USA debut against UTSA. Bolden also dished out a career-high five assists against ECU and UTSA.

Tae Time

- Junior Tae Hardy got off to a hot start during his junior campaign as he went for 30 points in Southern Miss' season-opening win against William Carey. Hardy, who finished two points off his career-high, knocked down 10 field goals, including four from three-point land. Hardy then added 23 points in Southern Miss' win against Lamar on Nov. 21. Hardy has reached double figures in every game he has started this season. The Golden Eagles lost Hardy for the season after suffering an injury early in the Montana game on Nov. 26.

Bigs Doing Big Things

- Southern Miss' forwards played at a high level during the first month of the season. Moore and Stevenson each averaged double figures and both posted numerous double-doubles.
- Forward DeAndre Pinckney had two double-figure, including two in the last week of November. Napper Ain't Napping
- Junior college transfer Walyn Napper has come into form as of late, dishing out seven assists against UC San Diego and Montana to close out the first month of the season. Napper's 4.7 assist per game average ranks fifth in C-USA, as of Nov. 30. Napper has the third-most assists amongst C-USA players through the first month of the season.
- Napper went for a career-high 12 points against UC San Diego and eclipsed his career-high in points in the first half.

Injury Riddled in Montana

- The Golden Eagles lost a pair of key pieces in their lost to Montana a day after Thanksgiving. Tae Hardy went down with a shoulder injury two minutes after checking into the game and Mo Arnold rolled his ankle shortly after.
- Despite dropping 29 points, Bolden was battling a bug during week out West.

Ladner vs. Ladner

- Head coach Jay Ladner will square off against his son, Luke, when Loyola New Orleans travels to Reed Green Coliseum on Dec. 11. The elder Ladner got the win, but Luke knocked down a three-pointer and grabbed three rebounds.

Future Foes

- Southern Miss has four future Sun Belt foes on its schedule this season. Those teams include

Louisiana, South Alabama, ULM, and Marshall. Two of the four are on the road. The Ragin' Cajuns got the best of the Golden Eagles in Early November. Southern Miss' move to the Sun Belt is expected for the 2023 season. Ladner and the Golden Eagles havestated that this is a great move for Southern Miss and its fan base due to regional games for easy travel.

National State of Mind

- Walyn Napper's 2.75 assist-turnover ratio ranks 69th in Division I and fourth in C-USA. FIU's Denver Jones owns a 3.22 assist-turnover ration, as of Nov. 30.
- Tyler Stevenson's 7.33 defensive rebounds per game ranks 17th in Division I and second in C-USA. Isaih Moore's 5.71 defensive rebounds per game ranks seventh in C-USA and 109th nationally.
- Isaih Moore has played 231 minutes this season, ranking second in C-USA and 112th nationally.
- As of Nov. 29, Rashad Bolden was only the second true freshman to score at least 29 points in a single game this season.

Magnolia's Finest

- Six Golden Eagles hail from the Magnolia State, including Hattiesburg and Oak Grove natives Blake Roberts and Tate Ryder. Tyler Stevenson and Denijay Harris are from Columbus, while Rashad Bolden and Mo Arnold are from Jackson and Picayune, respectively.

New Floor Alert

- Southern Miss is in its second season playing on its new court inside Reed Green Coliseum. Athletic Director Jeremy McClain made the first of many upgrades the Coliseum during the summer of 2020. Future additions are in the works and are expected to start during the current season.

Home Sweet Home

- Reed Green Coliseum is back at full capacity for the first time since the 2019-20 COVID-shortened season. The Golden Eagles had a 1,200 person cap on attendance last season. Floor seats are back at Reed Green Coliseum as well.

Madness in Montana

- The Golden Eagles' trip to Montana went off without any hitches, but UNCW had to pull out of the Zootown Classic after falling to Southern Miss due to a flu outbreak. UC San Diego and Montana were each limited to two games and Montana had a days rest when it played Southern Miss in the tournament finale.

JUCO Pipeline

- Jay Ladner continues to dip into the JUCO pipeline with his current roster boasting seven guys with JUCO experience. Isaih Moore had a stint at Pearl River CC before transferring to St. John's and then Southern Miss. Tyler Morman transferred to Southern Miss by way of Wyoming and Southwestern Florida. Walyn Napper is a Dodge City CC product and Denijay Harris starred at SW Mississippi. DeAndre Pinckney was a Broward CC before Southern Miss and Tae Hardy teamed with Moore at Pearl River CC for a season. Tate Ryder spent his first two years at East Mississippi CC.

Cancun or Bust

- Plans are already in motion for the 2022 Men's Cancun Challenge, set for November 22-23 at the Hard Rock Hotel Riviera Maya and powered by Triple Crown Sports. On Nov. 24, Southern Miss announced that it will be a participant in 2022. Other teams include Auburn, Bradley, Liberty, Northwestern, Purdue Fort Wayne and Winthrop. The Golden Eagles played in the 2018 Cancun Challenge and fell to Western Carolina and defeated North Florida. They fell to SMU in the stateside game.

Alfonso Nets First Points

- Late in Southern Miss' loss to Louisiana Tech on Jan. 13, freshman guard Trey Alfonso knocked down his first three-point attempt and recorded his first points as a Golden Eagles.
- Thirteen different Golden Eagles have now scored this season, while four have at least 100 points.

**Southern Miss Individual**

Scored 25 Points: Wally Napper (29) at Rice, 02/26/22
Scored 30 Points: Tae Hardy (30) vs. William Carey, 11/09/21
Scored 35 Points: Kourtlin Jackson (40) at Marshall, 03/05/16
Scored 40 Points: Kourtlin Jackson (40) at Marshall, 03/05/16
Scored 45 Points: Berlin Ladner (45) vs. Samford, 02/21/68
Two Players Score 20 Points: Tyler Stevenson (21), Jaron Pierre, Jr. (21), at FIU, 02/03/22
Three Players Score 20 Points: Bernard Haslett (21), Herman Myers (21), Glen Whisby (20) at ULM, 01/12/93
Four Players Score 20 Points: Russell Johnson (28), Marcus Crowell (21), Daron Jenkins (20), Clarence Weatherspoon (20) vs. Louisiana-Lafayette, 01/02/90
Two Players Score 25 Points: LaDavius Draine (28), Gabe Watson (27) at UAB, 01/23/20
20 Points in Consecutive Games: Jaron Pierre, Jr. (29) Rice, 01/29/22; (21) at FIU, 02/04/22
20 Points in Three Straight Games: Tyler Stevenson (21) LA Tech, 01/16/22; (29) SE Baptist, 01/19/22; (29) at MTSU, 01/22/22
20 Points in Four Straight Games: Cortez Edwards (21) vs. LA Tech, 03/03/18; (29) vs. FIU, 03/08/18; (23) vs. MTSU, 03/09/18; (30) vs. Marshall, 03/10/18
30 Points in Consecutive Games: Dwayne Davis (35) at Marshall, 03/05/13; (34) vs. UCF, 03/09/13
Five Players Score Double-Figures: Tae Hardy (23), Isaih Moore (19), DeAndre Pinckney (13), Tyler Stevenson (11), Jaron Pierre, Jr. (10) vs. Lamar, 11/21/21
Six Players Score Double-Figures: LaDavius Draine (18), Kevin Holland (16), Cortez Edwards (15), Leonard Harper-Baker (15), Tim Rowe (11) vs. Marshall, 01/26/19
Seven Players Score Double-Figures: Raheem Watts (15), Eddie Davis (14), Cortez Edwards (14), D'Angelo Richardson (14), Quinton Campbell (13), Kevin Holland (13), Tim Rowe (10) vs. Tougaloo, 11/11/16
Double-Double: Isaih Moore (20 points, 13 rebounds), vs. Charlotte, 03/05/22
Triple-Double: Ronald Jackson (12 points, 10 rebounds, 10 blocks) vs. Mercer, 01/26/80
Double-Double with Points and Assists: Gabe Watson (14 points, 11 assists) vs. FIU, 02/15/20
Double-Double with Points and Blocks: Daron Jenkins (13 points, 10 blocks) at Auburn, 12/29/89
20-10 Game: Isaih Moore (20 points, 13 rebounds) vs. Charlotte, 03/05/22
30-10 Game: Gary Flowers (32 points, 11 rebounds) vs. East Carolina, 02/19/11
Double-Double in Consecutive Games: Isaih Moore (16 points, 10 rebounds), vs. UAB, 03/02/22; (20 points, 13 rebounds) vs. Charlotte, 03/05/22
Double-Double in Three Straight Games: Michael Craig (10 points, 10 rebounds) vs. UALR, 12/21/13; (14 points, 11 rebounds) at Rhode Island, 12/28/13; (10 points, 11 rebounds) vs. Drexel, 01/03/14
Double-Double in Four Straight Games: Gary Flowers (18 points, 11 rebounds) at South Alabama, 12/12/09; (14 points, 11 rebounds) vs. Louisiana-Lafayette, 12/15/09; (11 points, 11 rebounds) vs. New Orleans, 12/21/09; (16 points, 11 rebounds) vs. Canisius, 12/22/09; (20 points, 12 rebounds) vs. North Florida, 12/23/09
Double-Double in Five Straight Games: Gary Flowers (18 points, 11 rebounds) at South Alabama, 12/12/09; (14 points, 11 rebounds) vs. Louisiana-Lafayette, 12/15/09; (11 points, 11 rebounds) vs. New Orleans, 12/21/09; (16 points, 11 rebounds) vs. Canisius, 12/22/09; (20 points, 12 rebounds) vs. North Florida, 12/23/09
Two Players with Double-Doubles: Isaih Moore (25 points, 12 rebounds), DeAndre Pinckney (12 points, 10 rebounds) vs. WKU, 02/14/22
Made 10 Field Goals: Wally Napper (12) at Rice, 02/26/22
Made 15 Field Goals: Elvin Mims (15) vs. USF, 03/02/02
Attempted 20 Field Goals: Wally Napper (27) at Rice, 02/26/22
Attempted 25 Field Goals: Wally Napper

(27) at Rice, 02/26/22
Attempted 30 Field Goals: Jerome Arnold (30) vs. UMKC, 12/13/78
Attempted 35 Field Goals: Mike Coleman (35) vs. Roanoke, 01/27/75
Made 5 Three-Point Field Goals: Jaron Pierre, Jr. (7) vs. Rice, 01/29/22
Made 8 Three-Point Field Goals: LaShay Page (8) at Colorado State, 11/19/11
Made 10 Three-Point Field Goals: Bernard Haslett (10) at Memphis, 02/10/93
Attempted 10 Three-Point Field Goals: Wally Napper (11) at Rice, 02/26/22
Attempted 15 Three-Point Field Goals: Jaron Pierre, Jr. (18) vs. Rice, 01/29/22
Attempted 20 Three-Point Field Goals: Bernard Haslett (20) vs. Old Dominion, 03/01/93
Made 10 Free Throws: Isaih Moore (10) vs. UAB, 03/03/22
Made 12 Free Throws: Kourtlin Jackson (14) at Marshall, 03/05/16
Made 15 Free Throws: Maurice Bolden (16) vs. Loyola (N.O.), 11/17/09
Made 10 Consecutive Free Throws: Tyler Stevenson (10) - 02/5/22 - 02/10/22
Made 20 Consecutive Free Throws: LaDavius Draine (23) - 01/04 - 02/15/20
Made 30 Consecutive Free Throws: Neil Watson (51) - 12/21/13-2/7/14
Attempted 10 Free Throws: DeAndre Pinckney (10) vs. Charlotte, 03/02/22
Attempted 15 Free Throws: Dominic Magee (16) vs. SUNO, 11/10/17
Attempted 20 Free Throws: Sai'Quon Stone (20) vs. East Carolina, 01/24/07
10 Rebounds: Isaih Moore (13), vs. Charlotte, 03/02/22
15 Rebounds: Leonard Harper-Baker (16) vs. Charlotte, 02/01/20
20 Rebounds: Joe Dawson (20) vs. Missouri Western, 11/29/78
25 Rebounds: Mike Coleman (26) vs. Wisconsin-Milwaukee, 02/13/75
30 Rebounds: Wendell Ladner (32) vs. Pan American, 02/09/70
8 Assists: Wally Napper (8) at South Alabama, 12/01/21
10 Assists: Wally Napper (11) vs. WKU, 02/14/22
15 Assists: Tyree Griffin (15) vs. Marshall, 01/26/19
5 Blocks: Isaih Moore (6) vs. UTSA, 02/17/22
8 Blocks: Gjo Bain (8) vs. Belhaven, 11/12/07
10 Blocks: Daron Jenkins (10) vs. Auburn, 12/29/89
5 Steals: Leonard Harper-Baker (5) vs. Southern Illinois, 12/07/19
8 Steals: Neil Watson (8) vs. William Carey, 12/31/12
10 Turnovers: Jeremy Wise (10) at Houston, 02/27/08
Played Every Minute: Wally Napper (40) vs. Charlotte, 03/02/22
Played More than 40 Minutes: Wally Napper (45) at Rice, 02/26/22

Southern Miss Team

Scored 80 Points: 80 (W, 80-66) vs. UNC Wilmington, 11/24/21
Scored 90 Points: 100 (W, 100) vs. Southeastern Baptist, 01/19/22
Scored 100 Points: 100 (W, 100-50) vs. Southeastern Baptist, 01/19/22
Scored 110 Points: 111 (W, 111-66) vs. Southeastern Baptist, 11/06/18
Scored 120 Points: 135 (W, 135-41) vs. Dillard, 01/3/13
Scored 130 Points: 135 (W, 135-41) vs. Dillard, 01/3/13
Scored Less Than 40 Points: 38 at Tulane, Dec. 9, 2020
Scored Less Than 50 Points: 41 at Southern Illinois, 12/04/21
Allowed 90 Points: 98 (L, 79-98 (ot)) vs. UTSA, 02/17/22
Allowed 100 Points: 106 (L, 106-108 OT) at Marshall, 03/05/16
Allowed Less Than 50 Points: 47 (W, 60-47) vs. ULM, 12/19/20
Game Decided by One Point: W, 74-73 at UTSA, 01/06/22
Made 45 Field Goals: 51 vs. Dillard, 01/3/13
Made 50 Field Goals: 51 vs. Dillard, 01/3/13
Fewer than 15 Field Goals: 19 vs. Florida Atlantic, 02/26/21
Fewer than 20 Field Goals: 19 at UTEP, 01/08/22
Attempted 100 Field Goals: 101 at Virginia Tech, 02/06/88
Attempted less than 50 Field Goals: 49 vs. North Texas, 02/24/22
Shot 50% from the Floor: .547 (29-53) vs.

UTEP, 02/19/22
Shot 60% from the Floor: .625 (30-48) vs. UNC Wilmington, 11/24/21
Shot 65% from the Floor: .696 (32-46) at Rice, 01/09/13
Shot less than 25% from the Floor: .245 (13-53) at Tulane, Dec. 9, 2020
Made 10 Three-Point Field Goals: 10 vs. William Carey, 11/09/21
Made 15 Three-Point Field Goals: 15 vs. South Alabama, 12/12/20
Was held without a Three-Point Field Goal: 0-16 vs. Louisiana Tech, 12/30/19
Shot 50% from Three-Point: .500 (7-14) vs. ULM, 12/18/21
Shot 60% from Three-Point: .650 (13-20) vs. East Carolina, 03/02/13
Shot less than 20% from Three-Point: .083 (1-12) at Middle Tennessee, 01/22/22
Shot 80% from the Free Throw Line: .875 (7-8) vs. North Texas, 01/27/22
Shot 90% from the Free Throw Line: .900 (9-10) vs. WKU, 02/14/22
50 Rebounds: 59 vs. Southeastern Baptist, 11/06/18
55 Rebounds: 59 vs. Southeastern Baptist, 11/06/18
60 Rebounds: 61 vs. Blue Mountain, 11/29/07
65 Rebounds: 66 vs. Illinois College, 01/15/80
Fewer than 20 Rebounds: 17 vs. North Texas, 01/27/22
Fewer than 25 Rebounds: 24 vs. North Texas, 02/12/21
Fewer than 30 Rebounds: 28 at North Texas, 02/24/22
30+ Rebound Margin: 35 (52-17) vs. Dillard, 01/03/13
15 Assists: 17 vs. UTEP, 02/19/22
20 Assists: 25 vs. Southeastern Baptist, 01/19/22
30 Assists: 30 vs. Marshall, 01/26/19
10 Steals: 10 vs. North Texas, 01/27/22
8 Blocks: 8 vs. Louisiana Tech, 12/10/11
10 Blocks: 10 vs. Dillard, 12/23/09

Opponent Individual

Scored 55 Points: 57 by Johnny Neumann, Ole Miss, 12/15/70
Scored 50 Points: 52 by Robert McKiver, Houston, 02/27/08
Scored 40 Points: 52 by Robert McKiver, Houston, 02/27/08
Scored 30 Points: 30 by Martin Zarkeichious, William Carey, 11/09/21
Scored 20 Points and had 20 Rebounds: Lorenzen Wright (27 points, 20 rebounds), Memphis, 1/17/95
Two Players Score 30 Points: Bimbo Coles (51), Wally Lancaster (39), Virginia Tech, 02/06/88
Two Players Score 25 Points: Ricky Hickman (29), Ronnie Burrell (27), UNC-Greensboro, 12/03/04
Two Players Score 20 Points: Jordan Walker (21), Michael Ertel (20), UAB, 03/02/22
Three Players Score 20 Points: Dwight Boatner (22), J.T. Williams (20), John Ford (20), McNeese State, 01/2/06
Three Players Score 25 Points: Pee Wee Barber (31), LaRue Davis (28), Randy Allen (28), Florida State, 02/28/87
Five Players Score in Double Figures: Travis Eevee (17), Carl Pierre (17), Max Fiedler (13), Chris Mullins (12), Terrance McBride (10), Rice, 02/26/22
Six Players Score in Double Figures: Rick Jones (16), Antione Whelchel (16), Kelvin Brown (14), Cuthbert Victor (14), Adam Chiles (13), Shawn Witherspoon (12), Murray State, 11/29/03
Seven Players Score in Double Figures: Cornelius Holden (15), Everick Sullivan (16), Felton Spencer (12), Keith Williams (11), LaBradford Smith (10), Tony Kimbro (17), Jerome Harmon (20), Louisville, 01/29/90
Made 20 Field Goals: Dan Cramer (24), Denver, 02/04/74
Made 15 Field Goals: Robert McKiver (17), Houston, 02/27/08
Attempted 40 Field Goals: Johnny Neumann (39), Ole Miss, 12/15/70
Attempted 35 Field Goals: Dan Cramer (24), Denver, 02/04/74
Attempted 30 Field Goals: Bimbo Coles (30), Virginia Tech, 02/06/88
Attempted 25 Field Goals: Christopher Wallace (27), Tougaloo, 11/11/16
Made 15 Free Throws: Jon Elmore (15), Marshall, 03/05/16
Attempted 20 Free Throws: Dominic Smith

(20), Houston, 01/23/02
Made 8 Three-Pointers: Akeem Richmond (8), East Carolina, 02/16/13
Attempted 15 Three-Pointers: Akeem Richmond (17), East Carolina, 01/25/14
Attempted 10 Three-Pointers: Travis Eevee (14), Carl Pierre (11), Rice, 02/26/22
25 Rebounds: Robert Parish (33), Centenary, 01/27/73
20 Rebounds: Lorenzen Wright (20), Memphis, 01/17/95
15 Rebounds: Charles Bassey (17), WKU, 01/24/19
15 Assists: Jermain Parker (15), Charlotte, 03/11/95
10 Assists: Erik Czumbet (11), UTSA, 02/17/22
10 Turnovers: DeAndre Kane (11), Marshall, 01/23/13
5 Blocks: Jamarion Sharp (6), WKU, 02/14/22
5 Steals: Troy D'Amico (5), Southern Illinois, 12/04/21

Opponent Team

Scored 120 Points: 141 (L, 133-141 - 2ot), Virginia Tech, 02/06/88
Scored 100 Points: 108 (L, 106-108 - ot), Marshall, 03/05/16
Scored 40 Points or Less: 39 (W, 45-39), UTEP, 02/20/13
Shot Less than 30% From Floor: .288 (17-59), UTSA, 03/09/19
Shot Better than 65% From Floor: .698 (30-43), SMU, 01/22/11
Shot Better than 60% From Floor: .625 (30-48), UAB, 02/17/18
Shot Better than 55% From Floor: .561 (32-57), UTEP, 01/08/22
Held Without a Three-Pointer: 0, Tulane, 01/14/09
Made 1 Three-Pointer: 1, New Mexico State, 12/01/12
Made 10 Three-Pointers: 12, UAB, 03/02/22
Shot Better than 60% From Three-Point Range: .600 (12-20), UAB, 03/02/22
Made 50 Field Goals: 50, Florida State, 01/06/90
Attempted 100 Field Goals: 100, Virginia Tech, 01/16/88
Made 20 Field Goals or Less: 17, Southeastern Baptist, 01/19/22
Attempted 50 Field Goals or Less: 49, North Texas, 02/24/22
Attempted 40 Field Goals or Less: 34, Tulane, 02/01/14
Made 35 Free Throws: 37, Tulsa, 03/05/11
60 Rebounds: 67, Charleston Southern, 02/06/78
55 Rebounds: 57, Charlotte, 02/09/95
20 Rebounds or Less: 20, Marshall, 03/14/19
30 Assists: 30, Memphis, 02/10/93

Miscellaneous

Played an Overtime Game: L, 72-77 at Rice, 02/26/22
Played Two Overtimes: W, 101-96 vs. Tougaloo, 11/11/16
Played Three Overtimes: W, 83-78 - 4ot vs. New Orleans, 12/03/05
Played Four Overtimes: W, 83-78 - 4ot vs. New Orleans, 12/03/05
Won in Overtime: W, 74-66 vs. UTEP, 01/01/21
Lost in Overtime: L, 72-77 at Rice, 02/26/22
Played a Ranked Opponent: L, 65-71 at #24 Texas Tech, 12/16/19
Beat a Ranked Opponent: W, 86-69 vs. #22 UCF, 01/15/11
Beat Ranked Opponent at Home: W, 86-69 vs. #22 UCF, 01/15/11
Beat Ranked Opponent on the Road: W, 63-54 at #15 Arkansas, 11/18/01
Beat Ranked Opponent on a Neutral Court: W, 83-61 vs. #21 Marquette (Green Bay, Wisc.), 01/14/04
Had a Sellout at Reed Green Coliseum: vs. Memphis, 03/01/08

**The Need to Know**

- Head coach **Jay Ladner** is in his third season at his alma mater. He is joined by assistant coaches Kyle Roane, Clarence Weatherspoon and Anthony Winchester as well as director of operations Garland Wilson.
- Roane** has served under three of Southern Miss' last five coaches. He was previously with Doc Sadler from 2016-17 as his Director of Operations and James Green from 1996-03, including as the associate head coach on the 2001 C-USA regular-season championship squad.
- Winchester** is no stranger to Southern Miss as he served on Ladner's first staff as the video coordinator. He rejoins the Golden Eagles after a short stint at Pacific. The former Hilltopper is in the WKU Hall of Fame after a legendary basketball career.
- Weatherspoon** is the school's all-time leader in rebounds (1,317) and blocks (227), while placing second in scoring (2,130). He remained tight with his alma mater following his lengthy NBA playing career, becoming a season ticket holder and earning recognition at "Clarence Weatherspoon Day" on Jan. 30, 2016 when the Golden Eagles defeated UTSA. He was inducted into the Mississippi Sports Hall of Fame too and is in his fourth year at Southern Miss after staying on following Doc Sadler's departure.
- Wilson's** connections at Jacksonville State led him to Southeastern Louisiana.
- Video Coordinator **Christian Barnhill** crosses the hallway at Reed Green Coliseum after serving as the Director of Operations for the Lady Eagles.

The Southern Miss Way

- The Golden Eagles have six members on staff with a degree from Southern Miss and will add one more when graduate assistant Isaiah Carson completes his Masters. Ladner, Roane, Weatherspoon, Tekulve, Barnhill and Wilson all have a Southern Miss degree.

Experience and No Seniors

- Southern Miss is the only Conference USA school that has no seniors in the country. The Golden Eagles were able to utilize COVID waivers to get an extra year of eligibility.
- Division I transfers Isaih Moore (St. John's) and Mo Arnold (Jacksonville) give added depth to the Golden Eagle lineup. Each are expected to play big minutes.
- JUCO transfer Walyn Napper's bulldog mentality will be key for the Golden Eagles as he plays with a high motor.
- Freshman Rashad Bolden was regarded as one of the top high school prospects in the state of Mississippi after guiding St. Andrew's to three state championships

Non-Conference Slate

- A two-month stretch stares the Golden Eagles in the face prior to conference play starting and they're going far and wide. A mix of regional opponents is on the schedule as Lander looks to renew old rivalries with South Alabama, Tulane, Louisiana and ULM.
- The Golden Eagles head to Montana for Thanksgiving to play in the Zootown Classic against UNC Wilmington, UC San Diego and Montana.

Road Trippin'

- The Golden Eagles embark on a five-game road trip over the holiday break for three games at the Zootown Classic and then to South Alabama and Southern Illinois.
- Southern Miss is set for three separate three-game road trips during the season. Two of the three-game road swings are C-USA games.

Hattiesburg Ties

- Freshman Blake Roberts is no stranger to the Black and Gold. Roberts' father, Lee, quarterbacked Southern Miss to a pair of C-USA titles in the '90s.

Sunny Future

- In late October, Southern Miss Athletic Director Jeremy McClain announced that the Golden Eagles will join the Sun Belt Conference effective July 1, 2023.
- Conference USA schools Marshall and Old Dominion will join the Sun Belt in 2023 as well.

National Polls (Week 17)**AP POLL**

Rank	School	Record	Points	Previous
1	Gonzaga (46)	24-3	1,504	1
2	Arizona	25-3	1,360	2
3	Baylor (4)	24-5	1,342	10
4	Duke (11)	25-4	1,306	7
5	Auburn	25-4	1,268	3
6	Kansas	23-5	1,224	5
7	Kentucky	23-6	1,215	6
8	Purdue	24-5	1,129	4
9	Providence	24-3	1,021	11
10	Wisconsin	23-5	865	13
11	Villanova	21-7	861	8
12	Texas Tech	22-7	850	9
13	Tennessee	21-7	770	17
T-14	Arkansas	23-6	759	18
T-14	Houston	24-4	759	14
16	Southern Cal	25-4	557	16
17	UCLA	21-6	498	12
18	UConn	21-7	480	21
19	Saint Mary's	24-6	449	23
20	Illinois	20-8	383	15
21	Texas	21-8	364	20
22	Murray State	28-2	333	19
23	Ohio State	18-8	191	22
24	Iowa	20-8	99	25
25	Alabama	19-10	90	24

Others Receiving Votes: Boise State 56, Davidson 20, Colorado State 19, South Dakota State 12, Notre Dame 9, LSU 7, Michigan State 6, San Diego State 5, Marquette 4, Iowa State 4, North Texas 3, Vermont 2, Northern Iowa 1

Dropped: None

COACHES POLL

Rank	School	Record	Points	Previous
1	Gonzaga	24-3	771	1
2	Duke	25-4	726	6
3	Arizona	25-3	707	2
4	Baylor	24-5	649	11
5	Auburn	25-4	643	4
6	Kentucky	23-6	638	3
7	Kansas	23-5	615	5
8	Providence	24-3	596	10
9	Purdue	24-5	545	7
10	Wisconsin	23-5	522	12
11	Villanova	21-7	458	8
12	Texas Tech	22-7	415	9
13	Tennessee	21-7	401	17
14	Houston	24-4	376	15
15	Arkansas	23-6	356	18
16	USC	25-4	319	16
17	Illinois	20-8	271	14
18	UCLA	21-6	252	13
19	Connecticut	21-7	244	20
20	Saint Mary's	24-6	220	23
21	Texas21-8	195	0	22
22	Murray St.	28-2	166	21
23	Ohio St.	18-8	104	19
24	Alabama	19-10	44	25
25	Michigan St	19-9	42	24
	Iowa	20-8	42	NR

Others Receiving Votes: Colorado St. 14; Boise St. 13; Notre Dame 10; Marquette 9; Wake Forest 8; Wyoming 6; Seton Hall 6; North Texas 4; San Francisco 3; North Carolina 3; Iowa State 2; Creighton 2; South Dakota State 1; San Diego St. 1; Miami-Florida 1.

The State of Conference USA**Conference USA Player of the Week**

N15	Dayvion McKnight, WKU
N22	Tevin Brewer, FIU
N29	Kenneth Lofton, Jr., LA Tech
D6	Kenneth Lofton, Jr., LA Tech
D13	Taevion Kinsley, Marshall
D20	Camron Justice, WKU
D27	Jahmir Young, Charlotte
J3	Cobe Williams, LA Tech
J10	Carl Pierre, Rice
J17	Jordan Walker, UAB
J24	Jordan Walker, UAB
J31	Souley Boum, UTEP
F7	Jordan Walker, UAB
F14	Josh Jefferson, Middle Tennessee
F21	Dayvion McKnight, WKU
F28	Kalu Ezikpe, Old Dominion
M7	Jamarion Sharp, WKU

Conference USA Freshman of the Week

N15	Aly Khalifa, Charlotte
N22	Teafale Lenard Jr., Middle Tennessee
N29	Rashad Bolden, Southern Miss
D6	Aly Khalifa Charlotte
D13	Denver Jones, FIU
D19	Kevin Kalu, UTEP
D27	Rashad Bolden, Southern Miss
J3	Aaron Scott, North Texas
J10	Aaron Scott, North Texas
J17	Teafale Lenard, Middle Tennessee
J24	Aaron Scott, North Texas
J31	Aly Khalifa, Charlotte
F7	Aly Khalifa, Charlotte
F14	Teafale Lenard, Middle Tennessee
F21	Aly Khalifa, Charlotte
F28	Teafale Lenard, Middle Tennessee
M7	Aly Khalifa, Charlotte

MBB Preseason Poll (first place votes)

- UAB (8) – 190 points
- Louisiana Tech (6) – 184 points
- WKU – 162 points
- Marshall – 147 points
- Old Dominion – 130 points
- North Texas – 124 points
- Charlotte – 110 points
- Rice – 104 points
- Florida Atlantic – 84 points
- UTEP – 82 points
- UTSA – 48 points
- 12. Southern Miss – 42 points**
- FIU – 36 points
- Middle Tennessee – 28 points

MBB Preseason All-Conference Honorees

Jahmir Young, Charlotte, JR, G
 Taevion Kinsey, Marshall, SR, G
 Kenneth Lofton, Jr. LA Tech, FR, F
 Josh Anderson, WKU, SR, G
 Quincy Olivari, Rice, SO, G
Tyler Stevenson, Southern Miss, JR, F
 Tavin Lovan, UAB, JR, G
 Souley Boum, UTEP, R-JR, G
 Thomas Bell, North Texas, SR, F
 Kalu Ezikpe, Old Dominion, JR, F
 Isaiah Crawford, LA Tech, SO, F

Conference USA Standings

East	CUSA	OVERALL
Middle Tennessee	13-5	22-9
Western Kentucky	11-7	19-12
FAU	11-7	18-13
Charlotte	10-8	17-13
Old Dominion	8-10	13-18
FIU	5-13	15-16
Marshall	4-14	11-20
West		
North Texas	16-2	23-5
UAB	14-4	24-7
Louisiana Tech	12-6	21-9
UTEP	11-7	18-12
Rice	7-11	15-15
UTSA	3-15	10-21
Southern Miss	1-17	6-25



JAY LADNER

Head Coach // Third Season
Southern Miss, 1988

LADNER AT A GLANCE

Basics	
Date of Birth	Dec. 8, 1965
Hometown	Hattiesburg, Miss.
Family	
Wife	Jennifer
Children	Chelsea, Luke
Education	
Bachelor's	Southern Miss, 1988
Master's	Southern Miss, 1999
Coaching Career	
1991-2011	Head Coach St. Stanislaus HS (Bay St. Louis)
2011-12	Head Coach Oak Grove HS (Hattiesburg)
2012-14	Head Coach Jones County JC (Miss.)
2014-19	Head Coach Southeastern Louisiana
2019-Present	Head Coach Southern Miss
Coaching Honors	
2011	MAC Coach of the Year
Championships	
2011	HS State Title
2014	NJCAA National Title
2018	Southland Regular-Season
Coaching Highlights	
NCAA Tournament	2005
NIT	2018

Ladner's Year-by-Year Record

Year	School	Overall		Conference		Place	Postseason
		W	L	W	L		
2014-15	Southeastern Louisiana	9	23	6	12	T-10th	
2015-16	Southeastern Louisiana	12	21	9	9	6th	
2016-17	Southeastern Louisiana	16	16	9	9	7th	
2017-18	Southeastern Louisiana	22	12	15	3	T-1st	NIT
2018-19	Southeastern Louisiana	17	16	12	6	T-3rd	
2019-20	Southern Miss	9	22	5	13		
2020-21	Southern Miss	8	16	4	13		
2021-22	Southern Miss	6	25	1	17		
Total	7 years	99	152	61	82		
NIT Appearances							
Year	School	W	L	Pct.	Round		
2017-18	Southeastern Louisiana	0	1	.000	First		
Total	1 year	0	1	.000			
Summary							
Career	6 years	99	152	(.395)			
Conference	6 years	61	82	(.427)			
Postseason	1 year	0	1	(.000)			

Ladner's Record vs. Opponents

Opponent	W-L	Pct.	Loyola (La.)	1-0	1.000	Stetson	1-0	1.000
Abilene Christian	7-3	.700	LSU	0-1	.000	TCU	0-2	.000
Alabama	0-1	.000	Marshall	0-2	.000	Tennessee Tech	1-1	.500
Arkansas-Pine Bluff	0-1	.000	Maryland-Eastern Shore	1-0	1.000	Texas A&M	0-1	.000
Bradley	0-1	.000	McNeese State	6-4	.600	TAMU-Corpus Christi	1-4	.200
California	0-1	.000	Middle Tennessee	2-4	.333	Texas Tech	0-2	.000
California Baptist	0-1	.000	Mississippi Valley State	1-1	.500	Toledo	0-1	.000
Central Arkansas	7-4	.636	Montana	0-1	.000	Tougaloo	1-0	1.000
Central Florida	0-1	.000	Northwestern State	6-4	.600	Tulane	1-5	.167
Charlotte	1-1	.500	Oklahoma	0-1	.000	UAB	1-3	.250
Cincinnati	0-1	.000	Oklahoma State	0-1	.000	UC San Diego	1-0	1.000
Colorado State	0-1	.000	Old Dominion	0-1	.000	UNC Wilmington	1-0	1.000
Delta State	1-0	1.000	Ole Miss	0-1	.000	UTEP	2-6	.250
Florida A&M	1-1	.500	Nebraska	0-2	.000	UTSA	1-4	.200
Florida Atlantic	1-2	.333	New Orleans	7-4	.636	Valparaiso	0-1	.000
FIU	2-1	.667	Nicholls State	6-4	.600	Western Illinois	0-1	.000
Florida State	0-1	.000	North Florida	0-2	.000	Western Kentucky	0-2	.000
Gardner-Webb	0-1	.000	North Texas	0-6	.000	William Carey	4-0	1.000
Georgia Tech	0-1	.000	Notre Dame	0-1	.000	Winthrop	1-0	1.000
Gonzaga	0-2	.000	Rice	1-6	.143	Total	99-150	.398
Grambling	0-2	.000	Saint Mary's	0-1	.000			
Houston Baptist	4-3	.572	Samford	1-0	1.000			
Incarnate Word	4-1	.800	Sam Houston State	1-5	.167			
Iowa State	0-1	.000	Seton Hall	0-1	.000			
Jackson State	1-1	.500	South Alabama	0-3	.000			
Jacksonville	0-2	.000	South Florida	0-1	.000			
Kent State	1-0	1.000	Southeastern Baptist	1-0	1.000			
Lamar	5-3	.625	Southeast Missouri State	0-1	.000			
Louisiana	0-3	.000	Southern	1-1	.500			
Louisiana-Monroe	1-2	.333	Southern Illinois	1-1	.500			
Louisiana Tech	0-7	.000	Stephen F. Austin	1-5	.167			



TYLER MORMAN

Forward // 6-8 // 225 // RS Junior

Mableton, Ga. // Wyoming

#0

CAREER HIGHS

Points	10
vs. William Carey, Dec. 2, 2020	
Field Goals	5
vs. William Carey, Dec. 2, 2020	
Field Goals Attempted	6
vs. William Carey, Dec. 2, 2020	
Three-Point Field Goals	--
Three-Point Field Goals Attempted	--
Free Throws	3
at FIU, Feb. 19, 2021	
Free Throws Attempted	6
at FIU, Feb. 19, 2021	
Rebounds (Offensive)	3
at Jacksonville, Nov. 28, 2020	
Rebounds (Defensive)	5, 2x
Last: vs. UTEP, Feb. 19, 2022	
Rebounds (Total)	6
vs. UTEP, Feb. 19, 2022	
Assists	3, 2x
Last: vs. SE Baptist, Jan. 19, 2022	
Turnovers	2, 2x
Last: at North Texas, Feb. 24, 2022	
Blocks	1, 5x
Last: vs. SE Baptist, Jan. 19, 2022	
Steals	2
vs. North Texas, Feb. 13, 2021	
Minutes	23
at Rice, Feb. 26, 2022	

EXTRAS CAREER

Double-Doubles	0
Triple-Doubles	0
Double Figure Scoring	1
Double Figure Rebounds	0
Double Figure Assists	0
Southern Miss Leader Scoring	0
Southern Miss Leader Rebounds	0
Southern Miss Leader Assists	1
Scoring 20+ Points	0
Scoring 30+ Points	0
3+ Three Pointers	0
5+ Assists	0
5+ Blocked Shots	0
5+ Steals	0

Player Notes

- Averaged 8.6 minutes per game in his first season with the Golden Eagles. Played a season-high 18 minutes against FAU on Feb. 26.
- Dropped a season-best 10 points against William Carey on Dec. 2, 2020 during is first season with Southern Miss.
- Played in only two games at Wyoming, including a season-high 20 minutes at Denver, before suffering a season-ending concussion.
- His Florida Southwestern JC team was ranked No. 1 nationally during his sophomore season.

**2021-22 Southern Miss. Men's Basketball
Individual Game-by-Game
All games**Page 1/15
as of Mar 07, 2022**#0 MORMAN, Tyler**

Opponent	Date	GS	MIN	Total		3-Pointers		Free throws		Rebounds				PF	A	TO	BLK	STL	PTS	AVG
				FG-FGA	PCT	3FG-3FGA	PCT	FT-FTA	PCT	OFF	DEF	TOT	AVG							
William Carey	11/09/2021		07:41	1-1	1.000	0-0	.000	0-0	.000	1	0	1	1.0	2	0	0	0	0	2	2.0
at TCU	11/15/2021		08:46	0-1	.000	0-0	.000	0-0	.000	1	2	3	2.0	2	0	0	0	1	0	1.0
Lamar University	11/21/2021		03:11	0-0	.000	0-0	.000	0-0	.000	0	0	0	1.3	0	1	0	0	0	0	0.7
at South Alabama	12/01/2021		08:26	0-0	.000	0-0	.000	0-0	.000	1	2	3	1.8	0	1	0	1	0	0	0.5
at Southern Ill.	12/04/2021		04:13	0-0	.000	0-0	.000	0-0	.000	0	0	0	1.4	1	0	1	0	0	0	0.4
Jacksonville	12/14/2021		08:31	1-1	1.000	0-0	.000	2-4	.500	0	1	1	1.3	1	0	1	0	1	4	1.0
at La.-Monroe	12/18/2021		10:04	0-1	.000	0-0	.000	0-0	.000	2	1	3	1.6	1	0	1	0	0	0	0.9
at East Carolina	12/21/2021		02:41	0-0	.000	0-0	.000	0-0	.000	0	0	0	1.4	0	0	0	0	0	0	0.8
at UTSA	01/06/2022		02:41	0-0	.000	0-0	.000	0-0	.000	0	1	1	1.3	0	0	0	0	0	0	0.7
at UTEP	01/08/2022		08:48	0-0	.000	0-0	.000	0-0	.000	0	1	1	1.3	1	0	1	0	0	0	0.6
at Louisiana Tech	01/13/2022		16:41	0-0	.000	0-0	.000	0-0	.000	1	0	1	1.3	3	0	1	1	0	0	0.5
Louisiana Tech	01/16/2022		11:26	0-0	.000	0-0	.000	1-2	.500	2	1	3	1.4	5	0	1	0	0	1	0.6
Southeastern Bapt.	01/19/2022		19:28	3-3	1.000	0-0	.000	1-2	.500	0	5	5	1.7	4	3	2	1	1	7	1.1
at Middle Tenn.	01/22/2022		06:29	0-1	.000	0-0	.000	0-0	.000	0	0	0	1.6	3	0	1	0	0	0	1.0
North Texas	01/27/2022		09:09	1-1	1.000	0-0	.000	0-0	.000	0	0	0	1.5	2	0	0	0	0	2	1.1
Rice	01/29/2022		05:13	0-1	.000	0-0	.000	0-0	.000	0	1	1	1.4	0	0	0	0	0	0	1.0
at FIU	02/03/2022		09:05	0-0	.000	0-0	.000	0-0	.000	0	2	2	1.5	2	1	0	0	0	0	0.9
at Fla. Atlantic	02/05/2022		09:15	0-0	.000	0-0	.000	0-0	.000	2	1	3	1.6	1	0	0	0	0	0	0.9
at UAB	02/10/2022		09:31	0-0	.000	0-0	.000	0-0	.000	0	1	1	1.5	2	0	0	0	0	0	0.8
UTSA	02/17/2022		05:27	0-0	.000	0-0	.000	1-2	.500	1	1	2	1.6	1	0	1	0	0	1	0.9
UTEP	02/19/2022		11:51	0-1	.000	0-0	.000	1-2	.500	1	5	6	1.8	1	0	2	0	0	1	0.9
Marshall	02/21/2022		12:38	1-1	1.000	0-0	.000	0-0	.000	1	1	2	1.8	2	0	1	0	1	2	0.9
at North Texas	02/24/2022		18:26	2-3	.667	0-0	.000	0-0	.000	0	1	1	1.7	4	0	2	0	0	4	1.0
at Rice	02/26/2022		23:05	3-4	.750	0-0	.000	0-0	.000	2	3	5	1.9	4	1	2	1	1	6	1.3
UAB	03/02/2022		08:34	0-1	.000	0-0	.000	1-2	.500	0	0	0	1.8	2	0	1	0	0	1	1.2
Charlotte	03/05/2022		02:03	0-0	.000	0-0	.000	0-0	.000	0	0	0	1.7	0	0	0	0	0	0	1.2
Totals			243:24	12-20	.600	0-0	.000	7-14	.500	15	30	45	1.7	44	7	18	4	5	31	1.2

Player Averages

Games Played	Minutes/game	Points/game	FG Pct	3FG Pct	FT Pct	Rebounds/game	Assists/game	Turnovers/game	Assist/Turnover ratio	Steals/game	Blocks/game
26	9.4	1.2	60.0	0.0	50.0	1.7	0.3	0.7	0.4	0.2	0.2

SEASON	TEAM	GP-GS	MIN/AVG	Field Goals		3-Point		F-Throws		Rebounds				Scoring						
				FG-FGA	FG%	3FG-3FGA	3FG%	FT-FTA	FT%	OFF	DEF	TOT	AVG	PF-FO	A	TO	BLK	STL	PTS	AVG
2019-20	UW	2-1	28/14.2	1-1	1.000	0-0	.000	0-0	.000	1	4	5	2.5	5-0	1	1	1	0	2	1.0
2020-21	USM	17-1	147/8.6	7-13	.538	0-0	.000	5-12	.417	10	20	30	1.8	29-0	7	9	4	3	19	1.1
2021-22	USM	26-0	243/9.4	12-20	.600	0-0	.000	7-14	.500	15	30	45	1.7	44-1	7	18	4	5	31	1.2
TOTAL FOR USM		43-1	390/9.1	19-33	.576	0-0	.000	12-26	.462	25	50	75	1.7	73-1	14	27	8	8	50	1.2
TOTAL		45-2	418/9.3	20-34	.588	0-0	.000	12-26	.462	26	54	80	1.8	78-1	15	28	9	8	52	1.2



WALYNNAPPER

Guard // 6-0 // 182 // Sophomore
Columbia, S.C. // Dodge City CC

#1

CAREER HIGHS

Points	29
at Rice, Feb. 26, 2022	
Field Goals	12
at Rice, Feb. 26, 2022	
Field Goals Attempted	27
at Rice, Feb. 26, 2022	
Three-Point Field Goals	3, 3x
Last: vs. UAB, March 2, 2022	
Three-Point Field Goals Attempted	11
at Rice, Feb. 26, 2022	
Free Throws	4
at South Alabama, Dec. 1, 2021	
Free Throws Attempted	8
at South Alabama, Dec. 1, 2021	
Rebounds (Offensive)	3, 3x
Last: at North Texas, Feb. 24, 2022	
Rebounds (Defensive)	8
at Rice, Feb. 26, 2022	
Rebounds (Total)	8
at Rice, Feb. 26, 2022	
Assists	10
vs. WKU, Feb. 14, 2022	
Turnovers	5, 2x
Last: UAB, March 2, 2022	
Blocks	1, 2x
Last: at FIU, Feb. 3, 2022	
Steals	3, 3x
Last: vs. SE Baptist, Jan. 19, 2022	
Minutes	45
at Rice, Feb. 26, 2022	

Player Notes

- 2021 NJCAA First Team All-American, KJCCC All-Region VI First Team and Region VIII Player of the Year at Dodge City CC.
- Averaged 20.0 ppg and 8.0 apg, including four games of 30-plus points at Dodge City CC.
- Played 2019-20 season at College of Central Florida.
- Grew up with teammate Isaih Moore in Columbia, S.C.
- Holds school record in receiving yards, total touchdowns and total catches.



2021-22 Southern Miss. Men's Basketball Individual Game-by-Game All games

Page 2/15
as of Mar 07, 2022

#1 NAPPER, Walyyn

Opponent	Date	GS	MIN	Total		3-Pointers		Free throws		Rebounds				PF	A	TO	BLK	STL	PTS	AVG	
				FG-FGA	PCT	3FG-3FGA	PCT	FT-FTA	PCT	OFF	DEF	TOT	AVG								
William Carey	11/09/2021	*	08:24	0-0	.000	0-0	.000	0-0	.000	0	2	2	2.0	0	3	0	0	1	0	0.0	
Louisiana	11/12/2021	*	16:52	1-3	.333	0-1	.000	0-2	.000	0	3	3	2.5	0	1	4	0	0	2	1.0	
at TCU	11/15/2021		20:48	0-2	.000	0-1	.000	0-0	.000	0	0	0	1.7	2	4	2	0	0	0	0.7	
Lamar University	11/21/2021		24:12	1-4	.250	1-1	1.000	1-2	.500	0	2	2	1.8	3	5	2	0	2	4	1.5	
vs UNCW	11/24/2021		28:13	2-6	.333	1-4	.250	1-2	.500	0	3	3	2.0	2	6	0	0	3	6	2.4	
vs UC San Diego	11/25/2021		28:48	6-15	.400	0-3	.000	0-0	.000	2	2	4	2.3	0	7	2	0	0	12	4.0	
at Montana	11/26/2021		32:33	1-9	.111	0-2	.000	1-2	.500	0	2	2	2.3	1	7	2	0	0	3	3.9	
at South Alabama	12/01/2021		33:55	5-10	.500	2-3	.667	4-8	.500	1	2	3	2.4	1	8	4	0	0	16	5.4	
at Southern Ill.	12/04/2021	*	36:03	5-12	.417	3-6	.500	0-0	.000	1	1	2	2.3	2	3	2	0	0	13	6.2	
Jacksonville	12/14/2021		19:58	1-4	.250	0-0	.000	1-1	1.000	1	3	4	2.5	2	0	3	0	2	3	5.9	
at La.-Monroe	12/18/2021		22:10	3-7	.429	1-1	1.000	0-0	.000	1	1	2	2.5	3	3	3	0	0	7	6.0	
at East Carolina	12/21/2021	*	21:33	1-3	.333	0-1	.000	0-0	.000	1	2	3	2.5	3	6	4	0	0	2	5.7	
at UTSA	01/06/2022	*	21:51	2-4	.500	0-0	.000	3-6	.500	0	2	2	2.5	2	4	2	0	3	7	5.8	
at UTEP	01/08/2022	*	25:28	3-7	.429	0-1	.000	2-3	.667	0	2	2	2.4	2	2	1	0	2	8	5.9	
at Louisiana Tech	01/13/2022	*	23:33	0-1	.000	0-0	.000	0-0	.000	0	2	2	2.4	0	4	2	0	1	0	5.5	
Louisiana Tech	01/16/2022		20:29	1-6	.167	0-1	.000	2-4	.500	3	1	4	2.5	1	4	0	0	0	4	5.4	
Southeastern Bapt.	01/19/2022		20:37	3-6	.500	0-1	.000	0-0	.000	0	1	1	2.4	0	5	1	0	3	6	5.5	
at Middle Tenn.	01/22/2022		16:24	1-2	.500	0-0	.000	0-0	.000	0	1	1	2.3	1	1	1	0	0	2	5.3	
North Texas	01/27/2022		18:46	1-4	.250	1-2	.500	0-0	.000	0	0	0	2.2	5	0	2	0	0	3	5.2	
Rice	01/29/2022		17:58	0-3	.000	0-2	.000	0-2	.000	1	0	1	2.2	2	4	0	0	2	0	4.9	
at FIU	02/03/2022	*	25:35	0-1	.000	0-0	.000	0-2	.000	0	1	1	2.1	0	3	1	1	0	0	4.7	
at Fla. Atlantic	02/05/2022		14:21	0-3	.000	0-2	.000	0-0	.000	0	2	2	2.1	2	4	2	0	0	0	4.5	
at UAB	02/10/2022		20:03	1-3	.333	1-2	.500	0-0	.000	0	3	3	2.1	1	1	0	0	0	3	4.4	
Western Ky.	02/14/2022		28:19	4-9	.444	0-2	.000	1-1	1.000	1	2	3	2.2	4	11	2	0	1	9	4.6	
UTSA	02/17/2022		34:15	8-18	.444	2-7	.286	3-5	.600	1	3	4	2.2	3	6	2	0	2	21	5.2	
UTEP	02/19/2022		21:07	2-3	.667	0-0	.000	1-4	.250	1	3	4	2.3	3	2	5	0	2	5	5.2	
Marshall	02/21/2022		23:53	3-7	.429	0-1	.000	1-2	.500	3	4	7	2.5	1	4	2	0	1	7	5.3	
at North Texas	02/24/2022	*	32:37	7-13	.538	2-3	.667	1-2	.500	3	2	5	2.6	4	5	4	0	2	17	5.7	
at Rice	02/26/2022	*	45:00	12-27	.444	3-11	.273	2-4	.500	0	8	8	2.8	4	7	1	0	0	29	6.5	
UAB	03/02/2022	*	38:53	6-11	.545	3-4	.750	1-1	1.000	1	1	2	2.7	4	4	5	0	1	16	6.8	
Charlotte	03/05/2022	*	40:00	6-17	.353	2-6	.333	1-1	1.000	0	4	4	2.8	3	4	2	0	1	15	7.1	
Totals			12	782:39	86-220	.391	22-68	.324	26-54	.481	21	65	86	2.8	61	128	63	1	29	220	7.1

Player Averages

Games Played	Minutes/game	Points/game	FG Pct	3FG Pct	FT Pct	Rebounds/game	Assists/game	Turnovers/game	Assist/Turnover ratio	Steals/game	Blocks/game
31	25.2	7.1	39.1	32.4	48.1	2.8	4.1	2.0	2.0	0.9	0.0

SEASON	TEAM	Field Goals		3-Point		F-Throws		Rebounds				Scoring								
		GP-GS	MIN/AVG	FG-FGA	FG%	3FG-3FGA	3FG%	FT-FTA	FT%	OFF	DEF	TOT	AVG	PF-FO	A	TO	BLK	STL	PTS	AVG
2021-22	USM	31-12	783/25.2	86-220	.391	22-68	.324	26-54	.481	21	65	86	2.8	61-1	128	63	1	29	220	7.1
TOTAL		31-12	783/25.2	86-220	.391	22-68	.324	26-54	.481	21	65	86	2.8	61-1	128	63	1	29	220	7.1



BLAKE ROBERTS

#3

Guard // 6-2 // 185 // Freshman
Hattiesburg, Miss. // Oak Grove HS

CAREER HIGHS

Points	3
vs. Southeastern Baptist, Jan. 19, 2022	
Field Goals	1
vs. Southeastern Baptist, Jan. 19, 2022	
Field Goals Attempted	3
vs. Southeastern Baptist, Jan. 19, 2022	
Three-Point Field Goals	1
vs. Southeastern Baptist, Jan. 19, 2022	
Three-Point Field Goals Attempted	2
vs. Southeastern Baptist, Jan. 19, 2022	
Free Throws	--
Free Throws Attempted	--
Rebounds (Offensive)	1
vs. Loyola (La.), Dec. 28, 2020	
Rebounds (Defensive)	2
vs. Southeastern Baptist, Jan. 19, 2022	
Rebounds (Total)	2
vs. Southeastern Baptist, Jan. 19, 2022	
Assists	--
Turnovers	--
Blocks	--
Steals	--
Minutes	6
vs. Southeastern Baptist, Jan. 19, 2022	

Player Notes

- Came off the bench in three games and totaled six minutes of playing time.
- Comes from same high school as Jay Ladner, who was also head coach for 2011-12 season.
- Father, Lee Roberts, is in Southern Miss M-Club Hall of Fame and quarterbacked the football program to pair of C-USA titles



2021-22 Southern Miss. Men's Basketball Individual Game-by-Game All games

Page 4/15
as of Mar 07, 2022

#3 ROBERTS, Blake

Opponent	Date	GS	MIN	Total		3-Pointers		Free throws		Rebounds				PF	A	TO	BLK	STL	PTS	AVG
				FG-FGA	PCT	3FG-3FGA	PCT	FT-FTA	PCT	OFF	DEF	TOT	AVG							
William Carey	11/09/2021		00:43	0-0	.000	0-0	.000	0-0	.000	0	0	0	0.0	0	0	0	0	0	0.0	
Louisiana	11/12/2021		00:37	0-0	.000	0-0	.000	0-0	.000	0	0	0	0.0	0	0	0	0	0	0.0	
at TCU	11/15/2021		01:06	0-0	.000	0-0	.000	0-0	.000	0	1	1	0.3	0	0	0	0	0	0.0	
vs UNCW	11/24/2021		00:21	0-0	.000	0-0	.000	0-0	.000	0	0	0	0.3	0	0	0	0	0	0.0	
at South Alabama	12/01/2021		01:23	0-1	.000	0-1	.000	0-0	.000	0	0	0	0.2	0	0	0	0	0	0.0	
at Southern Ill.	12/04/2021		00:24	0-0	.000	0-0	.000	0-0	.000	0	0	0	0.2	0	0	0	0	0	0.0	
at UTEP	01/08/2022		00:53	0-0	.000	0-0	.000	0-0	.000	0	0	0	0.1	0	0	0	0	0	0.0	
at Louisiana Tech	01/13/2022		00:39	0-0	.000	0-0	.000	0-0	.000	0	0	0	0.1	0	0	0	0	0	0.0	
Southeastern Bapt.	01/19/2022		05:07	1-3	.333	1-2	.500	0-0	.000	0	2	2	0.3	0	0	0	0	3	0.3	
at Fla. Atlantic	02/05/2022		01:03	0-0	.000	0-0	.000	0-0	.000	0	0	0	0.3	0	0	0	0	0	0.3	
at North Texas	02/24/2022		01:12	0-0	.000	0-0	.000	0-0	.000	0	0	0	0.3	0	0	0	0	0	0.3	
Totals		0	13:27	1-4	.250	1-3	.333	0-0	.000	0	3	3	0.3	0	0	0	0	3	0.3	

Player Averages

Games Played	Minutes/game	Points/game	FG Pct	3FG Pct	FT Pct	Rebounds/game	Assists/game	Turnovers/game	Assist/Turnover ratio	Steals/game	Blocks/game
11	1.2	0.3	25.0	33.3	0.0	0.3	0.0	0.0	0.0	0.0	0.0

EXTRAS	CAREER
Double-Doubles	0
Triple-Doubles	0
Double Figure Scoring	0
Double Figure Rebounds	0
Double Figure Assists	0
Southern Miss Leader Scoring	0
Southern Miss Leader Rebounds	0
Southern Miss Leader Assists	0
Scoring 20+ Points	0
Scoring 30+ Points	0
3+ Three Pointers	0
5+ Assists	0
5+ Blocked Shots	0
5+ Steals	0

SEASON	TEAM	GP-GS	MIN/AVG	Field Goals		3-Point		F-Throws		Rebounds				Scoring						
				FG-FGA	FG%	3FG-3FGA	3FG%	FT-FTA	FT%	OFF	DEF	TOT	AVG	PF-FO	A	TO	BLK	STL	PTS	AVG
2020-21	USM	3-0	6/2.0	0-2	.000	0-0	.000	0-0	.000	1	1	2	0.7	0-0	0	0	0	0	0	0.0
2021-22	USM	11-0	13/1.2	1-4	.250	1-3	.333	0-0	.000	0	3	3	0.3	0-0	0	0	0	0	3	0.3
TOTAL		14-0	19/1.4	1-6	.167	1-3	.333	0-0	.000	1	4	5	0.4	0-0	0	0	0	0	3	0.2



TAE HARDY

#10

Guard // 6-3 // 175 // Junior

Ellenwood, Ga. // Pearl River CC

CAREER HIGHS

Points	32
vs. Florida Atlantic, Feb. 27, 2021	
Field Goals	10, 2x
Last: vs. William Carey, Nov. 9, 2021	
Field Goals Attempted	16, 3x
Last: vs. William Carey, Nov. 9, 2021	
Three-Point Field Goals	4, 2x
Last: vs. William Carey, Nov. 9, 2021	
Three-Point Field Goals Attempted	9
vs. William Carey, Nov. 9, 2021	
Free Throws	8
vs. Florida Atlantic, Feb. 27, 2021	
Free Throws Attempted	10
vs. Florida Atlantic, Feb. 27, 2021	
Rebounds (Offensive)	2
at Jacksonville, Nov. 28, 2020	
Rebounds (Defensive)	5
at Jacksonville, Nov. 28, 2020	
Rebounds (Total)	7
at Jacksonville, Nov. 28, 2020	
Assists	8
vs. South Alabama, Dec. 12, 2020	
Turnovers	5, 2x
Last: vs. Rice, March 9, 2021	
Blocks	2
vs. South Alabama, Dec. 12, 2021	
Steals	3, 3x
Last: at TCU, Nov. 12, 2021	
Minutes	40
at UAB, Jan. 8, 2021	

Player Notes

- Started 22 of the 23 games he played last season.
- Averaged 11.0 ppg and 2.7 rpg last season as he produced 15 double-figure scoring games.
- 32-point performance against FAU was USM's highest-scoring performance at home since Charles Gaines on Dec. 17, 2003
- First-Team NJCAA All-American last year as Pearl River was the only undefeated team in the nation
- Averaged 16.6 points, 3.7 rebounds and 3.6 assists per game for the Wildcats



2021-22 Southern Miss. Men's Basketball
Individual Game-by-Game
All games

Page 7/15
as of Mar 07, 2022

#10 HARDY, Tae

Opponent	Date	GS	MIN	Total		3-Pointers		Free throws		Rebounds				PF	A	TO	BLK	STL	PTS	AVG	
				FG-FGA	PCT	3FG-3FGA	PCT	FT-FTA	PCT	OFF	DEF	TOT	AVG								
William Carey	11/09/2021	*	33:29	10-16	.625	4-9	.444	6-7	.857	0	1	1	1.0	0	4	2	0	2	30	30.0	
Louisiana	11/12/2021	*	39:23	5-13	.385	1-5	.200	3-4	.750	1	4	5	3.0	3	0	3	1	3	14	22.0	
at TCU	11/15/2021	*	32:22	7-14	.500	1-5	.200	3-3	1.000	0	2	2	2.7	3	1	1	0	3	18	20.7	
Lamar University	11/21/2021	*	36:16	8-14	.571	3-5	.600	4-5	.800	1	1	2	2.5	4	4	3	0	2	23	21.3	
vs UNCW	11/24/2021		16:41	2-3	.667	1-2	.500	4-4	1.000	0	2	2	2.4	0	2	2	0	1	9	18.8	
vs UC San Diego	11/25/2021		15:42	0-3	.000	0-0	.000	2-3	.667	0	1	1	2.2	0	1	1	0	1	2	16.0	
at Montana	11/26/2021		01:41	0-0	.000	0-0	.000	0-0	.000	0	1	1	2.0	0	0	0	0	0	0	13.7	
Totals			4	175:35	32-63	.508	10-26	.385	22-26	.846	2	12	14	2.0	10	12	12	1	12	96	13.7

Player Averages

Games Played	Minutes/game	Points/game	FG Pct	3FG Pct	FT Pct	Rebounds/game	Assists/game	Turnovers/game	Assist/Turnover ratio	Steals/game	Blocks/game
7	25.1	13.7	50.8	38.5	84.6	2.0	1.7	1.7	1.0	1.7	0.1

EXTRAS CAREER

Double-Doubles	0
Triple-Doubles	0
Double Figure Scoring	18
Double Figure Rebounds	0
Double Figure Assists	0
Southern Miss Leader Scoring	10
Southern Miss Leader Rebounds	1
Southern Miss Leader Assists	9
Scoring 20+ Points	4
Scoring 30+ Points	2
3+ Three Pointers	4
5+ Assists	6
5+ Blocked Shots	0
5+ Steals	0

Career Statistics

YEAR	G-GS	MIN-AVG	FG-FGA	PCT	3P-3PA	PCT	FT-FTA	PCT	OFF	DEF	TOT	AVG	PF	FO	AST	TO	BLK	STL	PTS	PTS-AVG
2018-19*	23-9	272-11.8	18-54	.333	6-21	.286	12-27	.444	3	27	30	1.3	26	0	15	13	3	12	54	54-2.3
2020-21	22-21	655-29.8	85-198	.429	21-58	.362	50-65	.769	3	53	56	2.5	51	0	56	46	4	30	241	241-11.0
TOTALS	45-30	927-20.6	103-252	.409	27-79	.342	62-92	.674	6	80	86	1.9	77	0	71	59	7	42	295	6.6

*East Carolina



TREY ALFONSO

Guard // 6-1 // 165 // Freshman
Chalmette, La. // Fontainebleau HS

#21

CAREER HIGHS

Points	3
at LA Tech, Jan. 13, 2022	
Field Goals	1, 2x
Last: vs. SE Baptist, Jan. 19, 2022	
Field Goals Attempted	3
vs. Southeastern Baptist, Jan. 19, 2022	
Three-Point Field Goals	1
at LA Tech, Jan. 13, 2022	
Three-Point Field Goals Attempted	1, 2x
Last: vs. SE Baptist, Jan. 19, 2022	
Free Throws	--
Free Throws Attempted	--
Rebounds (Offensive)	--
Rebounds (Defensive)	--
Rebounds (Total)	--
Assists	--
Turnovers	2
vs. Southeastern Baptist, Jan. 19, 2022	
Blocks	--
Steals	3
vs. Southeastern Baptist, Jan. 19, 2022	
Minutes	6
vs. Southeastern Baptist, Jan. 19, 2022	

Player Notes

- Prepped at Fontainebleau High School in Chalmette, La.
- Three-time All-District and 1,000 point scorer.
- Averaged 18.0 ppg and 7apg as a senior.
- Father, Steve, played collegiate basketball at Loyola (La.).



2021-22 Southern Miss. Men's Basketball Individual Game-by-Game All games

Page 11/15
as of Mar 07, 2022

#21 ALFONSO, Trey


Opponent	Date	GS	MIN	Total		3-Pointers		Free throws		Rebounds				PF	A	TO	BLK	STL	PTS	AVG
				FG-FGA	PCT	3FG-3FGA	PCT	FT-FTA	PCT	OFF	DEF	TOT	AVG							
vs UNCW	11/24/2021		00:21	0-0	.000	0-0	.000	0-0	.000	0	0	0	0.0	0	0	0	0	0	0	0.0
at South Alabama	12/01/2021		01:23	0-0	.000	0-0	.000	0-0	.000	0	0	0	0.0	0	0	0	0	0	0	0.0
at UTEP	01/08/2022		00:53	0-0	.000	0-0	.000	0-0	.000	0	0	0	0.0	0	0	0	0	0	0	0.0
at Louisiana Tech	01/13/2022		00:39	1-1	1.000	1-1	1.000	0-0	.000	0	0	0	0.0	0	0	0	0	0	3	0.8
Southeastern Bap.	01/19/2022		05:07	1-3	.333	0-1	.000	0-0	.000	0	0	0	0.0	0	0	2	0	3	2	1.0
at Fla. Atlantic	02/05/2022		00:59	0-0	.000	0-0	.000	0-0	.000	0	2	2	0.3	0	0	0	0	0	0	0.8
at North Texas	02/24/2022		01:12	0-0	.000	0-0	.000	0-0	.000	0	0	0	0.3	0	0	0	0	0	0	0.7
Totals		0	10:33	2-4	.500	1-2	.500	0-0	.000	0	2	2	0.3	0	0	2	0	3	5	0.7

Player Averages

Games Played	Minutes/game	Points/game	FG Pct	3FG Pct	FT Pct	Rebounds/game	Assists/game	Turnovers/game	Assist/Turnover ratio	Steals/game	Blocks/game
7	1.5	0.7	50.0	50.0	0.0	0.3	0.0	0.3	0.0	0.4	0.0

EXTRAS	CAREER
Double-Doubles	0
Triple-Doubles	0
Double Figure Scoring	0
Double Figure Rebounds	0
Double Figure Assists	0
Southern Miss Leader Scoring	0
Southern Miss Leader Rebounds	0
Southern Miss Leader Assists	0
Scoring 20+ Points	0
Scoring 30+ Points	0
3+ Three Pointers	0
5+ Assists	0
5+ Blocked Shots	0
5+ Steals	0

SEASON	TEAM	GP-GS	MIN/AVG	Field Goals		3-Point		F-Throws		Rebounds				Scoring						
				FG-FGA	FG%	3FG-3FGA	3FG%	FT-FTA	FT%	OFF	DEF	TOT	AVG	PF-FO	A	TO	BLK	STL	PTS	AVG
2021-22	USM	7-0	11/1.5	2-4	.500	1-2	.500	0-0	.000	0	2	2	0.3	0-0	0	2	0	3	5	0.7
TOTAL		7-0	11/1.5	2-4	.500	1-2	.500	0-0	.000	0	2	2	0.3	0-0	0	2	0	3	5	0.7



JEFFERY ARMSTRONG

#22

Guard // 6-0 // 175 // RS Freshman

Rainsville, Ala. // Massanutten Military Academy

CAREER HIGHS

Points	4
vs. Southeastern Baptist, Jan. 19, 2022	
Field Goals	2
vs. Southeastern Baptist, Jan. 19, 2022	
Field Goals Attempted	4
vs. Southeastern Baptist, Jan. 19, 2022	
Three-Point Field Goals	1, 2x
Last: vs. Charlotte, March 5, 2022	
Three-Point Field Goals Attempted	2, 2x
Last: vs. Charlotte, March 5, 2022	
Free Throws	1
vs. Florida Atlantic, Feb. 27, 2021	
Free Throws Attempted	3
vs. Florida Atlantic, Feb. 27, 2021	
Rebounds (Offensive)	2
vs. Southeastern Baptist, Jan. 19, 2022	
Rebounds (Defensive)	3
vs. Southeastern Baptist, Jan. 19, 2022	
Rebounds (Total)	5
vs. Southeastern Baptist, Jan. 19, 2022	
Assists	7
vs. Southeastern Baptist, Jan. 19, 2022	
Turnovers	1, 3x
Last: at UTEP, Jan. 8, 2022	
Blocks	--
Steals	1, 6x
Last: vs. SE Baptist, Jan. 19, 2022	
Minutes	25
vs. Charlotte, March 5, 2022	

EXTRAS CAREER

Double-Doubles	0
Triple-Doubles	0
Double Figure Scoring	0
Double Figure Rebounds	0
Double Figure Assists	0
Southern Miss Leader Scoring	0
Southern Miss Leader Rebounds	0
Southern Miss Leader Assists	1
Scoring 20+ Points	0
Scoring 30+ Points	0
3+ Three Pointers	0
5+ Assists	1
5+ Blocked Shots	0
5+ Steals	0

Player Notes

- Appeared in 11 games and totaled 34 minutes of action last season.
- Has yet to miss a shot during his Southern Miss career.
- Redshirted freshman season and provided a strong scout-team presence.



2021-22 Southern Miss. Men's Basketball
Individual Game-by-Game
All games

Page 12/15
as of Mar 07, 2022


#22 ARMSTRONG, Jeffery

Opponent	Date	GS	MIN	Total		3-Pointers		Free throws		Rebounds				PF	A	TO	BLK	STL	PTS	AVG
				FG-FGA	PCT	3FG-3FGA	PCT	FT-FTA	PCT	OFF	DEF	TOT	AVG							
William Carey	11/09/2021		01:30	0-0	.000	0-0	.000	0-0	.000	0	0	0	0.0	0	0	0	0	0	0	0.0
Louisiana	11/12/2021		00:37	0-0	.000	0-0	.000	0-0	.000	0	0	0	0.0	0	0	0	0	0	0	0.0
at TCU	11/15/2021		01:06	0-1	.000	0-1	.000	0-0	.000	0	1	1	0.3	0	0	0	0	0	0	0.0
Lamar University	11/21/2021		00:14	0-0	.000	0-0	.000	0-0	.000	0	0	0	0.3	0	0	0	0	0	0	0.0
vs UNCW	11/24/2021		00:21	0-0	.000	0-0	.000	0-0	.000	0	0	0	0.2	0	0	0	0	0	0	0.0
at South Alabama	12/01/2021		11:28	0-2	.000	0-1	.000	0-0	.000	0	0	0	0.2	0	0	0	0	1	0	0.0
at Southern Ill.	12/04/2021		01:16	0-0	.000	0-0	.000	0-0	.000	0	1	1	0.3	0	0	0	0	0	0	0.0
Jacksonville	12/14/2021		04:40	0-0	.000	0-0	.000	0-0	.000	0	0	0	0.3	1	0	1	0	0	0	0.0
at La.-Monroe	12/18/2021		16:17	0-1	.000	0-1	.000	0-0	.000	0	1	1	0.3	1	0	0	0	1	0	0.0
at East Carolina	12/21/2021		09:15	0-0	.000	0-0	.000	0-0	.000	0	2	2	0.5	1	3	0	0	1	0	0.0
at UTSA	01/06/2022		08:23	0-1	.000	0-1	.000	0-0	.000	0	1	1	0.5	2	1	0	0	1	0	0.0
at UTEP	01/08/2022		11:38	0-0	.000	0-0	.000	0-0	.000	0	0	0	0.5	1	1	1	0	0	0	0.0
at Louisiana Tech	01/13/2022		02:50	0-0	.000	0-0	.000	0-0	.000	0	1	1	0.5	0	0	0	0	0	0	0.0
Southeastern Bapt.	01/19/2022		17:01	2-4	.500	0-2	.000	0-0	.000	2	3	5	0.9	2	7	0	1	1	4	0.3
at Middle Tenn.	01/22/2022		02:14	0-0	.000	0-0	.000	0-0	.000	0	0	0	0.8	1	0	0	0	0	0	0.3
at Fla. Atlantic	02/05/2022		01:28	0-0	.000	0-0	.000	0-0	.000	0	1	1	0.8	0	0	0	0	0	0	0.3
at UAB	02/10/2022		03:42	0-0	.000	0-0	.000	0-0	.000	0	0	0	0.8	1	0	0	0	0	0	0.2
UTSA	02/17/2022		02:35	0-1	.000	0-1	.000	0-0	.000	0	0	0	0.7	1	0	0	0	0	0	0.2
at North Texas	02/24/2022		13:39	0-1	.000	0-1	.000	0-0	.000	0	1	1	0.7	1	0	0	0	0	0	0.2
at Rice	02/26/2022		17:19	0-1	.000	0-1	.000	0-0	.000	0	0	0	0.7	1	0	0	0	0	0	0.2
UAB	03/02/2022		11:40	0-0	.000	0-0	.000	0-0	.000	0	0	0	0.7	0	0	0	0	0	0	0.2
Charlotte	03/05/2022		25:06	1-2	.500	1-2	.500	0-0	.000	0	1	1	0.7	2	2	0	1	0	3	0.3
Totals		0	164:17	3-14	.214	1-11	.091	0-0	.000	2	13	15	0.7	15	14	2	2	5	7	0.3

Player Averages

Games Played	Minutes/game	Points/game	FG Pct	3FG Pct	FT Pct	Rebounds/game	Assists/game	Turnovers/game	Assist/Turnover ratio	Steals/game	Blocks/game
22	7.5	0.3	21.4	9.1	0.0	0.7	0.6	0.1	7.0	0.2	0.1

SEASON	TEAM	GP-GS	MIN/AVG	Field Goals		3-Point		F-Throws		Rebounds				Scoring						
				FG-FGA	FG%	3FG-3FGA	3FG%	FT-FTA	FT%	OFF	DEF	TOT	AVG	PF-FO	A	TO	BLK	STL	PTS	AVG
2020-21	USM	11-0	36/3.2	2-2	1.000	1-1	1.000	1-3	.333	1	2	3	0.3	4-0	1	2	0	3	6	0.5
2021-22	USM	22-0	164/7.5	3-14	.214	1-11	.091	0-0	.000	2	13	15	0.7	15-0	14	2	2	5	7	0.3
TOTAL		33-0	200/6.1	5-16	.313	2-12	.167	1-3	.333	3	15	18	0.5	19-0	15	4	2	8	13	0.4



TATE RYDER

#25

Guard // 6-0 // 175 // Sophomore
Oak Grove, Miss. // East Central CC

CAREER HIGHS

Points	2, 2x
Last: vs. SE Baptist, Jan. 19, 2022	
Field Goals	1
at TCU, Nov. 15, 2021	
Field Goals Attempted	4
vs. Southeastern Baptist, Jan. 19, 2022	
Three-Point Field Goals	--
Three-Point Field Goals Attempted	
vs. Southeastern Baptist, Jan. 19, 2022	
Free Throws	2
vs. Southeastern Baptist, Jan. 19, 2022	
Free Throws Attempted	2
vs. Southeastern Baptist, Jan. 19, 2022	
Rebounds (Offensive)	--
Rebounds (Defensive)	
Rebounds (Total)	
Assists	
Turnovers	
Blocks	
Steals	
Minutes	6
vs. Southeastern Baptist, Jan. 19, 2022	

Player Notes

- Averaged 7.0 ppg, 2.2 apg and 1.8 rpg at East Central CC last season.
- Provides a strong scout team presence from beyond the arc.
- Prepped at Oak Grove High School with Blake Roberts.
- Parents, Kim and Robin, ran track at Southern Miss. Father ranks No. 1 in school history in 3,000m run.



2021-22 Southern Miss. Men's Basketball Individual Game-by-Game All games

Page 13/15
as of Mar 07, 2022

#25 RYDER, Tate

Opponent	Date	GS	MIN	Total		3-Pointers		Free throws		Rebounds				PF	A	TO	BLK	STL	PTS	AVG
				FG-FGA	PCT	3FG-3FGA	PCT	FT-FTA	PCT	OFF	DEF	TOT	AVG							
William Carey	11/09/2021		00:43	0-0	.000	0-0	.000	0-0	.000	0	0	0	0.0	0	0	0	0	0	0	0.0
Louisiana	11/12/2021		00:37	0-0	.000	0-0	.000	0-0	.000	0	0	0	0.0	0	0	0	0	0	0	0.0
at TCU	11/15/2021		01:06	1-2	.500	0-0	.000	0-0	.000	0	0	0	0.0	0	0	0	0	0	2	0.7
vs UNCW	11/24/2021		00:21	0-0	.000	0-0	.000	0-0	.000	0	0	0	0.0	1	0	0	0	0	0	0.5
at South Alabama	12/01/2021		01:14	0-0	.000	0-0	.000	0-0	.000	0	0	0	0.0	0	0	0	0	0	0	0.4
at Southern Ill.	12/04/2021		01:16	0-0	.000	0-0	.000	0-0	.000	0	0	0	0.0	0	0	0	0	0	0	0.3
at UTEP	01/08/2022		01:37	0-0	.000	0-0	.000	0-0	.000	0	0	0	0.0	0	0	0	0	0	0	0.3
at Louisiana Tech	01/13/2022		00:39	0-1	.000	0-1	.000	0-0	.000	0	0	0	0.0	0	0	0	0	0	0	0.3
Southeastern Bapt.	01/19/2022		05:19	0-4	.000	0-2	.000	2-2	1.000	0	0	0	0.0	0	0	0	0	0	2	0.4
at Fla. Atlantic	02/05/2022		01:03	0-0	.000	0-0	.000	0-0	.000	0	0	0	0.0	0	0	0	0	0	0	0.4
at North Texas	02/24/2022		01:40	0-1	.000	0-1	.000	0-0	.000	0	0	0	0.0	1	0	0	0	0	0	0.4
Totals		0	15:34	1-8	.125	0-4	.000	2-2	1.000	0	0	0	0.0	2	0	0	0	0	4	0.4

Player Averages

Games Played	Minutes/game	Points/game	FG Pct	3FG Pct	FT Pct	Rebounds/game	Assists/game	Turnovers/game	Assist/Turnover ratio	Steals/game	Blocks/game
11	1.4	0.4	12.5	0.0	100.0	0.0	0.0	0.0	0.0	0.0	0.0

EXTRAS	CAREER
Double-Doubles	0
Triple-Doubles	0
Double Figure Scoring	0
Double Figure Rebounds	0
Double Figure Assists	0
Southern Miss Leader Scoring	0
Southern Miss Leader Rebounds	0
Southern Miss Leader Assists	0
Scoring 20+ Points	0
Scoring 30+ Points	0
3+ Three Pointers	0
5+ Assists	0
5+ Blocked Shots	0
5+ Steals	0

		Field Goals		3-Point		F-Throws		Rebounds				Scoring								
SEASON	TEAM	GP-GS	MIN/AVG	FG-FGA	FG%	3FG-3FGA	3FG%	FT-FTA	FT%	OFF	DEF	TOT	AVG	PF-FO	A	TO	BLK	STL	PTS	AVG
2021-22	USM	11-0	16/1.4	1-8	.125	0-4	.000	2-2	1.000	0	0	0	0.0	2-0	0	0	0	0	4	0.4
TOTAL		11-0	16/1.4	1-8	.125	0-4	.000	2-2	1.000	0	0	0	0.0	2-0	0	0	0	0	4	0.4



MARK JAAKSON

#44

Guard // 6-8 // 210 // Freshman

Tallinn, Estonia // Get Better Academy (Czech Republic)

CAREER HIGHS

Points	3, 2x
Last: at LA Tech, Jan. 13, 2022	
Field Goals	1, 2x
Last: at LA Tech, Jan. 13, 2022	
Field Goals Attempted	3
at Tulane, Dec. 9, 2020	
Three-Point Field Goals	1, 2x
Last: at LA Tech, Jan. 13, 2022	
Three-Point Field Goals Attempted	2, 2x
at Lamar, Dec. 15, 2020	
Free Throws	2, 3x
Last: at North Texas, Feb. 24, 2022	
Free Throws Attempted	3
at North Texas, Feb. 24, 2022	
Rebounds (Offensive)	--
Rebounds (Defensive)	--
Rebounds (Total)	--
Assists	1
at Tulane, Dec. 9, 2020	
Turnovers	1, 2x
Last: at TCU, Nov. 15, 2021	
Blocks	1
at Southern Illinois, Dec. 4, 2021	
Steals	1, 2x
at North Texas, Feb. 24, 2022	
Minutes	10
at Tulane, Dec. 9, 2020	

Player Notes

- Saw limited action during freshman campaign.
- Scored a season-best three points against Tulane on Dec. 9, 2020.
- Averaged 11.3 points, 4.5 rebounds and 2.5 assists at Get Better Academy



2021-22 Southern Miss. Men's Basketball Individual Game-by-Game All games

Page 14/15
as of Mar 07, 2022

#44 JAAKSON, Mark

Opponent	Date	GS	MIN	Total		3-Pointers		Free throws		Rebounds				PF	A	TO	BLK	STL	PTS	AVG
				FG-FGA	PCT	3FG-3FGA	PCT	FT-FTA	PCT	OFF	DEF	TOT	AVG							
at TCU	11/15/2021		05:25	0-1	.000	0-1	.000	0-0	.000	0	0	0	0.0	1	0	1	0	0	0	0.0
vs UNCW	11/24/2021		00:21	0-0	.000	0-0	.000	0-0	.000	0	0	0	0.0	0	0	0	0	0	0	0.0
at South Alabama	12/01/2021		02:50	0-0	.000	0-0	.000	2-2	1.000	0	0	0	0.0	0	0	0	0	0	2	0.7
at Southern Ill.	12/04/2021		01:16	0-0	.000	0-0	.000	0-0	.000	0	0	0	0.0	0	0	0	1	0	0	0.5
Jacksonville	12/14/2021		03:31	0-0	.000	0-0	.000	0-0	.000	0	0	0	0.0	1	0	0	0	0	0	0.4
at UTEP	01/08/2022		02:47	0-1	.000	0-0	.000	0-0	.000	0	0	0	0.0	0	0	0	0	0	0	0.3
at Louisiana Tech	01/13/2022		02:50	1-1	1.000	1-1	1.000	0-0	.000	0	0	0	0.0	0	0	0	0	0	3	0.7
Louisiana Tech	01/16/2022		02:08	0-0	.000	0-0	.000	0-0	.000	0	0	0	0.0	1	0	0	0	0	0	0.6
at Fla. Atlantic	02/05/2022		01:28	0-1	.000	0-0	.000	0-0	.000	0	0	0	0.0	0	0	0	0	0	0	0.6
at North Texas	02/24/2022		05:32	0-1	.000	0-0	.000	2-3	.667	0	0	0	0.0	0	0	0	0	1	2	0.7
Charlotte	03/05/2022		03:50	0-2	.000	0-1	.000	0-0	.000	0	1	1	0.1	0	0	0	0	0	0	0.6
Totals		0	31:58	1-7	.143	1-3	.333	4-5	.800	0	1	1	0.1	3	0	1	1	1	7	0.6

Player Averages

Games Played	Minutes/game	Points/game	FG Pct	3FG Pct	FT Pct	Rebounds/game	Assists/game	Turnovers/game	Assist/Turnover ratio	Steals/game	Blocks/game
11	2.9	0.6	14.3	33.3	80.0	0.1	0.0	0.1	0.0	0.1	0.1

EXTRAS CAREER

Double-Doubles	0
Triple-Doubles	0
Double Figure Scoring	0
Double Figure Rebounds	0
Double Figure Assists	0
Southern Miss Leader Scoring	0
Southern Miss Leader Rebounds	0
Southern Miss Leader Assists	0
Scoring 20+ Points	0
Scoring 30+ Points	0
3+ Three Pointers	0
5+ Assists	0
5+ Blocked Shots	0
5+ Steals	0

SEASON	TEAM	GP-GS	MIN/AVG	Field Goals		3-Point		F-Throws		Rebounds				Scoring						
				FG-FGA	FG%	3FG-3FGA	3FG%	FT-FTA	FT%	OFF	DEF	TOT	AVG	PF-FO	A	TO	BLK	STL	PTS	AVG
2020-21	USM	9-0	41/4.5	2-8	.250	2-6	.333	2-2	1.000	1	4	5	0.6	6-0	2	0	0	1	8	0.9
2021-22	USM	11-0	32/2.9	1-7	.143	1-3	.333	4-5	.800	0	1	1	0.1	3-0	0	1	1	1	7	0.6
TOTAL		20-0	72/3.6	3-15	.200	3-9	.333	6-7	.857	1	5	6	0.3	9-0	2	1	1	2	15	0.8



JARON PIERRE, JR.

#55

Guard // 6-5 // 185 // Freshman

New Orleans, La. // St. Augustine HS

CAREER HIGHS

Points	29
vs. Rice, Jan. 29, 2022	
Field Goals	10
vs. Rice, Jan. 29, 2022	
Field Goals Attempted	23
vs. Rice, Jan. 29, 2022	
Three-Point Field Goals	7
vs. Rice, Jan. 29, 2022	
Three-Point Field Goals Attempted	18
vs. Rice, Jan. 29, 2022	
Free Throws	6
vs. North Texas, Feb. 13, 2021	
Free Throws Attempted	6, 2x
Last: vs. SE Baptist, Jan. 19, 2022	
Rebounds (Offensive)	2, 2x
Last: at FIU, Feb. 3, 2022	
Rebounds (Defensive)	9
vs. Middle Tennessee, Jan. 15, 2021	
Rebounds (Total)	10, 2x
Last: vs. Middle Tenn., Jan. 15, 2021	
Assists	5
vs. Rice, Jan. 29, 2022	
Turnovers	7
vs. Middle Tennessee, Jan. 16, 2021	
Blocks	2, 2x
Last: SB Baptist, Jan. 19, 2022	
Steals	3, 3x
Last: vs. North Texaxs, Jan. 27, 2022	
Minutes	40
vs. Rice, Jan. 29, 2022	

EXTRAS CAREER

Double-Doubles	1
Triple-Doubles	0
Double Figure Scoring	18
Double Figure Rebounds	1
Double Figure Assists	0

Southern Miss Leader Scoring	11
Southern Miss Leader Rebounds	4
Southern Miss Leader Assists	10

Scoring 20+ Points	5
Scoring 30+ Points	0

3+ Three Pointers	12
5+ Assists	1
5+ Blocked Shots	0
5+ Steals	0

Player Notes

- Named to C-USA All-Freshman Team, the seventh in school history and first since DJ. Newbill in 2010-11
- His 25 points against South Alabama marked the most by a Golden Eagle freshman since R.L. Horton in 2007
- His 6-for-8 clip from deep against MT was team's best since LaDavius Draine did the same vs. Marshall in 2019 C-USA Quarterfinals
- Three-star prospect, ranked No. 4 in Louisiana and 240 nationally by MaxPreps.com

**2021-22 Southern Miss. Men's Basketball
Individual Game-by-Game
All games**Page 15/15
as of Mar 07, 2022**#55 PIERRE JR., Jaron**

Opponent	Date	GS	MIN	Total		3-Pointers		Free throws		Rebounds			PF	A	TO	BLK	STL	PTS	AVG	
				FG-FGA	PCT	3FG-3FGA	PCT	FT-FTA	PCT	OFF	DEF	TOT								AVG
William Carey	11/09/2021	*	22:05	6-12	.500	4-9	.444	0-0	.000	0	3	3	3.0	2	2	3	0	0	16	16.0
Louisiana	11/12/2021	*	24:00	1-9	.111	0-5	.000	0-0	.000	0	5	5	4.0	3	1	4	0	1	2	9.0
at TCU	11/15/2021	*	32:21	1-11	.091	1-5	.200	2-2	1.000	1	1	2	3.3	0	2	4	0	1	5	7.7
Lamar University	11/21/2021	*	23:06	4-11	.364	2-7	.286	0-0	.000	1	2	3	3.3	2	2	0	0	1	10	8.3
vs UNCW	11/24/2021	*	07:44	1-3	.333	0-1	.000	0-0	.000	0	1	1	2.8	1	1	1	0	1	2	7.0
vs UC San Diego	11/25/2021	*	34:11	6-10	.600	1-3	.333	0-0	.000	0	6	6	3.3	2	0	1	0	2	13	8.0
at Montana	11/26/2021	*	25:21	1-5	.200	0-0	.000	0-0	.000	2	2	4	3.4	5	0	1	0	0	2	7.1
at South Alabama	12/01/2021	*	19:08	0-5	.000	0-3	.000	0-0	.000	1	0	1	3.1	2	0	2	0	0	0	6.3
at Southern Ill.	12/04/2021	*	32:18	2-11	.182	2-6	.333	0-0	.000	0	3	3	3.1	1	1	0	0	0	6	6.2
Jacksonville	12/14/2021	*	33:14	6-13	.462	6-12	.500	0-0	.000	0	3	3	3.1	3	1	2	0	1	18	7.4
at La.-Monroe	12/18/2021	*	28:54	3-7	.429	2-3	.667	1-2	.500	0	7	7	3.5	2	3	4	0	0	9	7.5
at East Carolina	12/21/2021	*	36:03	8-17	.471	4-12	.333	0-0	.000	0	0	0	3.2	2	1	1	0	0	20	8.6
at UTSA	01/06/2022	*	28:07	8-17	.471	5-11	.455	0-0	.000	0	6	6	3.4	2	1	4	0	0	21	9.5
at UTEP	01/08/2022	*	30:01	1-9	.111	1-5	.200	0-0	.000	1	1	2	3.3	1	0	4	0	0	3	9.1
at Louisiana Tech	01/13/2022	*	26:42	4-13	.308	4-10	.400	0-0	.000	1	5	6	3.5	3	2	1	0	3	12	9.3
Louisiana Tech	01/16/2022	*	24:02	1-6	.167	1-5	.200	0-0	.000	0	2	2	3.4	2	2	3	0	0	3	8.9
Southeastern Bapt.	01/19/2022	*	18:54	4-6	.667	3-5	.600	4-6	.667	0	4	4	3.4	1	1	1	2	1	15	9.2
at Middle Tenn.	01/22/2022	*	24:58	0-6	.000	0-6	.000	2-2	1.000	0	1	1	3.3	1	1	3	0	0	2	8.8
North Texas	01/27/2022	*	38:56	3-12	.250	1-7	.143	1-2	.500	0	2	2	3.2	0	2	3	0	3	8	8.8
Rice	01/29/2022	*	40:00	10-23	.435	7-18	.389	2-2	1.000	0	5	5	3.3	1	5	1	0	0	29	9.8
at FIU	02/03/2022	*	38:28	8-15	.533	5-11	.455	0-0	.000	2	2	4	3.3	2	2	3	0	1	21	10.3
at Fla. Atlantic	02/05/2022	*	32:50	7-12	.583	4-6	.667	1-2	.500	0	3	3	3.3	0	1	1	0	1	19	10.7
at UAB	02/10/2022	*	26:56	0-8	.000	0-5	.000	0-0	.000	0	2	2	3.3	2	1	1	0	0	0	10.3
Western Ky.	02/14/2022	*	26:23	3-10	.300	3-6	.500	0-0	.000	0	4	4	3.3	0	2	2	0	0	9	10.2
Marshall	02/21/2022	*	15:48	3-9	.333	2-6	.333	1-2	.500	1	1	2	3.2	0	0	1	0	0	9	10.2
Totals			15	690:31	.350	91-260	.347	14-20	.700	10	71	81	3.2	40	34	51	2	16	254	10.2

Player Averages

Games Played	Minutes/game	Points/game	FG Pct	3FG Pct	FT Pct	Rebounds/game	Assists/game	Turnovers/game	Assist/Turnover ratio	Steals/game	Blocks/game
25	27.6	10.2	35.0	34.7	70.0	3.2	1.4	2.0	0.7	0.6	0.1

SEASON	TEAM	GP-GS	MIN/AVG	Field Goals		3-Point		F-Throws		Rebounds				Scoring						
				FG-FGA	FG%	3FG-3FGA	3FG%	FT-FTA	FT%	OFF	DEF	TOT	AVG	PF-FO	A	TO	BLK	STL	PTS	AVG
2020-21	USM	24-16	586/24.4	78-202	.386	31-92	.337	24-32	.750	9	76	85	3.5	39-0	37	52	4	27	211	8.8
2021-22	USM	25-15	691/27.6	91-260	.350	58-167	.347	14-20	.700	10	71	81	3.2	40-1	34	51	2	16	254	10.2
TOTAL		49-31	1276/26.0	169-462	.366	89-259	.344	38-52	.731	19	147	166	3.4	79-1	71	103	6	43	465	9.5



**2021-22 Southern Miss. Men's Basketball
Overall Team Statistics
All games**

Team Statistics

	USM	OPP
Scoring	2000	2321
Points per game	64.5	74.9
Scoring margin	-10.4	-
Field goals-att	755-1752	827-1841
Field goal pct	.431	.449
3 point fg-att	166-529	298-791
3-point FG pct	.314	.377
3-pt FG made per game	5.4	9.6
Free throws-att	324-475	369-520
Free throw pct	.682	.710
F-Throws made per game	10.5	11.9
Rebounds	1053	1122
Rebounds per game	34.0	36.2
Rebounding margin	-2.2	-
Assists	385	473
Assists per game	12.4	15.3
Turnovers	418	347
Turnovers per game	13.5	11.2
Turnover margin	-2.3	-
Assist/turnover ratio	0.9	1.4
Steals	152	216
Steals per game	4.9	7.0
Blocks	88	90
Blocks per game	2.8	2.9
Winning streak	0	-
Home win streak	0	-
Attendance	42208	45375
Home games-Avg/Game	14-3015	15-3025
Neutral site-Avg/Game	-	2-1522

Score by Periods

Team	1st	2nd	OT	TOT
Southern Miss.	953	1036	11	2000
Opponents	1077	1209	35	2321



2021-22 Southern Miss. Men's Basketball Combined Team Statistics All games

Page 1/1
as of Mar 07, 2022

Game Records

Record	Overall	Home	Away	Neutral
ALL GAMES	6-25	3-11	1-14	2-0
CONFERENCE	1-17	0-9	1-8	0-0
NON-CONFERENCE	5-8	3-2	0-6	2-0

Score by Periods

Team	1st	2nd	OT	TOT
Southern Miss.	953	1036	11	2000
Opponents	1077	1209	35	2321

Team Box Score

No.	Player	Overall			Total			3-Point		F-Throw		Rebounds				Other				PTS	AVG	
		GP-GS	MIN	AVG	FG-FGA	FG%	3FG-3FGA	3FG%	FT-FTA	FT%	OFF	DEF	TOT	AVG	PF	DQ	A	TO	BLK			STL
14	STEVENSON, Tyler	26-26	839:52	32.3	153-312	.490	1-7	.143	66-97	.680	40	160	200	7.7	57	0	17	49	27	17	373	14.3
10	HARDY, Tae	7-4	175:35	25.1	32-63	.508	10-26	.385	22-26	.846	2	12	14	2.0	10	0	12	12	1	12	96	13.7
11	MOORE, Isaih	27-17	769:37	28.5	130-245	.531	17-55	.309	76-111	.685	55	133	188	7.0	63	2	33	45	30	11	353	13.1
55	PIERRE JR., Jaron	25-15	690:31	27.6	91-260	.350	58-167	.347	14-20	.700	10	71	81	3.2	40	1	34	51	2	16	254	10.2
5	PINCKNEY, DeAndre	31-23	759:37	24.5	99-220	.450	28-89	.315	49-63	.778	44	122	166	5.4	75	2	13	35	12	14	275	8.9
1	NAPPER, Walyn	31-12	782:39	25.2	86-220	.391	22-68	.324	26-54	.481	21	65	86	2.8	61	1	128	63	1	29	220	7.1
4	BOLDEN, Rashad	31-28	831:41	26.8	81-224	.362	20-71	.282	33-41	.805	4	42	46	1.5	48	0	59	49	1	15	215	6.9
2	HARRIS, Denijay	30-11	415:43	13.9	33-69	.478	0-0	.000	19-32	.594	16	48	64	2.1	42	0	19	29	5	11	85	2.8
12	ARNOLD, Mo	27-19	505:33	18.7	30-82	.366	6-23	.261	6-10	.600	9	43	52	1.9	41	0	49	44	2	13	72	2.7
0	MORMAN, Tyler	26-0	243:24	9.4	12-20	.600	0-0	.000	7-14	.500	15	30	45	1.7	44	1	7	18	4	5	31	1.2
21	ALFONSO, Trey	7-0	10:33	1.5	2-4	.500	1-2	.500	0-0	.000	0	2	2	0.3	0	0	0	2	0	3	5	0.7
44	JAAKSON, Mark	11-0	31:58	2.9	1-7	.143	1-3	.333	4-5	.800	0	1	1	0.1	3	0	0	1	1	1	7	0.6
25	RYDER, Tate	11-0	15:34	1.4	1-8	.125	0-4	.000	2-2	1.000	0	0	0	0.0	2	0	0	0	0	0	4	0.4
22	ARMSTRONG, Jeffery	22-0	164:17	7.5	3-14	.214	1-11	.091	0-0	.000	2	13	15	0.7	15	0	14	2	2	5	7	0.3
3	ROBERTS, Blake	11-0	13:27	1.2	1-4	.250	1-3	.333	0-0	.000	0	3	3	0.3	0	0	0	0	0	0	3	0.3
Team											40	50	90				18					
Total		31	6250		755-1752	.431	166-529	.314	324-475	.682	258	795	1053	34.0	501	7	385	418	88	152	2000	64.5
Opponents		31	6250		827-1841	.449	298-791	.377	369-520	.710	307	815	1122	36.2	459	6	473	347	90	216	2321	74.9

Team Statistics

	USM	OPP
Scoring	2000	2321
Points per game	64.5	74.9
Scoring margin	-10.4	-
Field goals-att	755-1752	827-1841
Field goal pct	.431	.449
3 point fg-att	166-529	298-791
3-point FG pct	.314	.377
3-pt FG made per game	5.4	9.6
Free throws-att	324-475	369-520
Free throw pct	.682	.710
F-Throws made per game	10.5	11.9
Rebounds	1053	1122
Rebounds per game	34.0	36.2
Rebounding margin	-2.2	-
Assists	385	473
Assists per game	12.4	15.3
Turnovers	418	347
Turnovers per game	13.5	11.2
Turnover margin	-2.3	-
Assist/turnover ratio	0.9	1.4
Steals	152	216
Steals per game	4.9	7.0
Blocks	88	90
Blocks per game	2.8	2.9
Winning streak	0	-
Home win streak	0	-
Attendance	42208	45375
Home games-Avg/Game	14-3015	15-3025
Neutral site-Avg/Game	-	2-1522

Team Results

Date	Opponent	Score	Att.
11/09/2021	William Carey	W 81-67	2959
11/12/2021	Louisiana	L 45-66	3574
11/15/2021	at TCU	L 51-83	4915
11/21/2021	Lamar University	W 82-75	3037
11/24/2021	vs UNCW	W 80-66	2917
11/25/2021	vs UC San Diego	W 56-55	127
11/26/2021	at Montana	L 62-74	3135
12/01/2021	at South Alabama	L 55-85	2418
12/04/2021	at Southern Ill.	L 41-66	4513
12/14/2021	Jacksonville	L 51-62	3057
12/18/2021	at La.-Monroe	L 65-74	1423
12/21/2021	at East Carolina	L 67-68	2054
01/06/2022	at UTSA	W 74-73	718
01/08/2022	at UTEP	L 54-87	3841
01/13/2022	at Louisiana Tech	L 57-80	2731
01/16/2022	Louisiana Tech	L 62-76	3110
01/19/2022	Southeastern Bapt.	W 100-50	3056
01/22/2022	at Middle Tenn.	L 60-74	3512
01/27/2022	North Texas	L 54-63	3205
01/29/2022	Rice	L 62-76	3074
02/03/2022	at FIU	L 67-77	2874
02/05/2022	at Fla. Atlantic	L 57-84	1366
02/10/2022	at UAB	L 63-84	3638
02/14/2022	Western Ky.	L 77-87	2726
02/17/2022	UTSA	Lot 79-98	3339
02/19/2022	UTEP	L 70-84	2861
02/21/2022	Marshall	L 60-74	2690
02/24/2022	at North Texas	L 61-85	4150
02/26/2022	at Rice	Lot 72-77	4087
03/02/2022	UAB	L 68-81	2680
03/05/2022	Charlotte	L 67-70	2840



**2021-22 Southern Miss. Men's Basketball
Season/Career Statistics
All games**

Summary

Player	Season Statistics										Career Statistics									
	GP-GS	MIN/G	FG%	3FG%	FT%	R/G	A/G	STL	BLK	PTS/G	GP-GS	MIN/G	FG%	3FG%	FT%	R/G	A/G	STL	BLK	PTS/G
ALFONSO, Trey	7-0	1.5	.500	.500	.000	0.3	0.0	3	0	0.7	7-0	1.5	.500	.500	.000	0.3	0.0	3	0	0.7
ARMSTRONG, Jeffery	22-0	7.5	.214	.091	.000	0.7	0.6	5	2	0.3	33-0	6.1	.313	.167	.333	0.5	0.5	8	2	0.4
ARNOLD, Mo	27-19	18.7	.366	.261	.600	1.9	1.8	13	2	2.7	27-19	18.7	.366	.261	.600	1.9	1.8	13	2	2.7
BOLDEN, Rashad	31-28	26.8	.362	.282	.805	1.5	1.9	15	1	6.9	31-28	26.8	.362	.282	.805	1.5	1.9	15	1	6.9
HARDY, Tae	7-4	25.1	.508	.385	.846	2.0	1.7	12	1	13.7	30-26	28.8	.440	.364	.787	2.5	2.4	44	5	11.6
HARRIS, Denijay	30-11	13.9	.478	.000	.594	2.1	0.6	11	5	2.8	52-19	15.2	.481	.000	.603	3.1	0.5	24	7	3.1
JAAKSON, Mark	11-0	2.9	.143	.333	.800	0.1	0.0	1	1	0.6	20-0	3.6	.200	.333	.857	0.3	0.1	2	1	0.8
MOORE, Isaih	27-17	28.5	.531	.309	.685	7.0	1.2	11	30	13.1	27-17	28.5	.531	.309	.685	7.0	1.2	11	30	13.1
MORMAN, Tyler	26-0	9.4	.600	.000	.500	1.7	0.3	5	4	1.2	43-1	9.1	.576	.000	.462	1.7	0.3	8	8	1.2
NAPPER, Walyn	31-12	25.2	.391	.324	.481	2.8	4.1	29	1	7.1	31-12	25.2	.391	.324	.481	2.8	4.1	29	1	7.1
PIERRE JR., Jaron	25-15	27.6	.350	.347	.700	3.2	1.4	16	2	10.2	49-31	26.0	.366	.344	.731	3.4	1.4	43	6	9.5
PINCKNEY, DeAndre	31-23	24.5	.450	.315	.778	5.4	0.4	14	12	8.9	52-38	23.7	.481	.303	.703	5.2	0.6	24	25	8.6
ROBERTS, Blake	11-0	1.2	.250	.333	.000	0.3	0.0	0	0	0.3	14-0	1.4	.167	.333	.000	0.4	0.0	0	0	0.2
RYDER, Tate	11-0	1.4	.125	.000	1.000	0.0	0.0	0	0	0.4	11-0	1.4	.125	.000	1.000	0.0	0.0	0	0	0.4
STEVENSON, Tyler	26-26	32.3	.490	.143	.680	7.7	0.7	17	27	14.3	97-74	27.3	.521	.143	.667	6.4	0.9	49	55	12.1

Scoring

Player	Season Statistics								Career Statistics							
	FG-FGA	FG%	3FG-3FGA	3FG%	FT-FTA	FT%	PTS	PTS/G	FG-FGA	FG%	3FG-3FGA	3FG%	FT-FTA	FT%	PTS	PTS/G
ALFONSO, Trey	2-4	.500	1-2	.500	0-0	.000	5	0.7	2-4	.500	1-2	.500	0-0	.000	5	0.7
ARMSTRONG, Jeffery	3-14	.214	1-11	.091	0-0	.000	7	0.3	5-16	.313	2-12	.167	1-3	.333	13	0.4
ARNOLD, Mo	30-82	.366	6-23	.261	6-10	.600	72	2.7	30-82	.366	6-23	.261	6-10	.600	72	2.7
BOLDEN, Rashad	81-224	.362	20-71	.282	33-41	.805	215	6.9	81-224	.362	20-71	.282	33-41	.805	215	6.9
HARDY, Tae	32-63	.508	10-26	.385	22-26	.846	96	13.7	121-275	.440	32-88	.364	74-94	.787	348	11.6
HARRIS, Denijay	33-69	.478	0-0	.000	19-32	.594	85	2.8	62-129	.481	0-1	.000	35-58	.603	159	3.1
JAAKSON, Mark	1-7	.143	1-3	.333	4-5	.800	7	0.6	3-15	.200	3-9	.333	6-7	.857	15	0.8
MOORE, Isaih	130-245	.531	17-55	.309	76-111	.685	353	13.1	130-245	.531	17-55	.309	76-111	.685	353	13.1
MORMAN, Tyler	12-20	.600	0-0	.000	7-14	.500	31	1.2	19-33	.576	0-0	.000	12-26	.462	50	1.2
NAPPER, Walyn	86-220	.391	22-68	.324	26-54	.481	220	7.1	86-220	.391	22-68	.324	26-54	.481	220	7.1
PIERRE JR., Jaron	91-260	.350	58-167	.347	14-20	.700	254	10.2	169-462	.366	89-259	.344	38-52	.731	465	9.5
PINCKNEY, DeAndre	99-220	.450	28-89	.315	49-63	.778	275	8.9	166-345	.481	37-122	.303	78-111	.703	447	8.6
ROBERTS, Blake	1-4	.250	1-3	.333	0-0	.000	3	0.3	1-6	.167	1-3	.333	0-0	.000	3	0.2
RYDER, Tate	1-8	.125	0-4	.000	2-2	1.000	4	0.4	1-8	.125	0-4	.000	2-2	1.000	4	0.4
STEVENSON, Tyler	153-312	.490	1-7	.143	66-97	.680	373	14.3	472-906	.521	1-7	.143	226-339	.667	1171	12.1

Totals

Player	Season Statistics								Career Statistics							
	O-REB	D-REB	TOTAL	PF	FO	A	TO	A/TO	O-REB	D-REB	TOTAL	PF	FO	A	TO	A/TO
ALFONSO, Trey	0	2	2	0	0	0	2	0.0	0	2	2	0	0	0	2	0.0
ARMSTRONG, Jeffery	2	13	15	15	0	14	2	7.0	3	15	18	19	0	15	4	3.8
ARNOLD, Mo	9	43	52	41	0	49	44	1.1	9	43	52	41	0	49	44	1.1
BOLDEN, Rashad	4	42	46	48	0	59	49	1.2	4	42	46	48	0	59	49	1.2
HARDY, Tae	2	12	14	10	0	12	12	1.0	7	69	76	63	0	72	63	1.1
HARRIS, Denijay	16	48	64	42	0	19	29	0.7	47	114	161	67	0	28	50	0.6
JAAKSON, Mark	0	1	1	3	0	0	1	0.0	1	5	6	9	0	2	1	2.0
MOORE, Isaih	55	133	188	63	2	33	45	0.7	55	133	188	63	2	33	45	0.7
MORMAN, Tyler	15	30	45	44	1	7	18	0.4	25	50	75	73	1	14	27	0.5
NAPPER, Walyn	21	65	86	61	1	128	63	2.0	21	65	86	61	1	128	63	2.0
PIERRE JR., Jaron	10	71	81	40	1	34	51	0.7	19	147	166	79	1	71	103	0.7
PINCKNEY, DeAndre	44	122	166	75	2	13	35	0.4	73	195	268	118	3	31	63	0.5
ROBERTS, Blake	0	3	3	0	0	0	0	0.0	1	4	5	0	0	0	0	0.0
RYDER, Tate	0	0	0	2	0	0	0	0.0	0	0	0	2	0	0	0	0.0
STEVENSON, Tyler	40	160	200	57	0	17	49	0.3	148	468	616	190	2	88	151	0.6



**2021-22 Southern Miss. Men's Basketball
Season Box Score
All games**

Page 1/1
as of Mar 07, 2022

Game Records

Record	Overall	Home	Away	Neutral
ALL GAMES	6-25	3-11	1-14	2-0
CONFERENCE	1-17	0-9	1-8	0-0
NON-CONFERENCE	5-8	3-2	0-6	2-0

Team Box Score

No.	Player	Total					3-Point		F-Throw		Rebounds											
		GP-GS	MIN	AVG	FG-FGA	FG%	3FG-3FGA	3FG%	FT-FTA	FT%	OFF	DEF	TOT	AVG	PF	DQ	A	TO	BLK	STL	PTS	AVG
14	STEVENS ON, Tyler	26-26	839:52	32.3	153-312	.490	1-7	.143	66-97	.680	40	160	200	7.7	57	0	17	49	27	17	373	14.3
10	HARDY, Tae	7-4	175:35	25.1	32-63	.508	10-26	.385	22-26	.846	2	12	14	2.0	10	0	12	12	1	12	96	13.7
11	MOORE, Isaih	27-17	769:37	28.5	130-245	.531	17-55	.309	76-111	.685	55	133	188	7.0	63	2	33	45	30	11	353	13.1
55	PIERRE JR., Jaron	25-15	690:31	27.6	91-260	.350	58-167	.347	14-20	.700	10	71	81	3.2	40	1	34	51	2	16	254	10.2
5	PINCKNEY, DeAndre	31-23	759:37	24.5	99-220	.450	28-89	.315	49-63	.778	44	122	166	5.4	75	2	13	35	12	14	275	8.9
1	NAPPER, Waly n	31-12	782:39	25.2	86-220	.391	22-68	.324	26-54	.481	21	65	86	2.8	61	1	128	63	1	29	220	7.1
4	BOLDEN, Rashad	31-28	831:41	26.8	81-224	.362	20-71	.282	33-41	.805	4	42	46	1.5	48	0	59	49	1	15	215	6.9
2	HARRIS, Denijay	30-11	415:43	13.9	33-69	.478	0-0	.000	19-32	.594	16	48	64	2.1	42	0	19	29	5	11	85	2.8
12	ARNOLD, Mo	27-19	505:33	18.7	30-82	.366	6-23	.261	6-10	.600	9	43	52	1.9	41	0	49	44	2	13	72	2.7
0	MORMAN, Tyler	26-0	243:24	9.4	12-20	.600	0-0	.000	7-14	.500	15	30	45	1.7	44	1	7	18	4	5	31	1.2
21	ALFONSO, Trey	7-0	10:33	1.5	2-4	.500	1-2	.500	0-0	.000	0	2	2	0.3	0	0	0	2	0	3	5	0.7
44	JAAKSON, Mark	11-0	31:58	2.9	1-7	.143	1-3	.333	4-5	.800	0	1	1	0.1	3	0	0	1	1	1	7	0.6
25	RYDER, Tate	11-0	15:34	1.4	1-8	.125	0-4	.000	2-2	1.000	0	0	0	0.0	2	0	0	0	0	0	4	0.4
22	ARMSTRONG, Jeffery	22-0	164:17	7.5	3-14	.214	1-11	.091	0-0	.000	2	13	15	0.7	15	0	14	2	2	5	7	0.3
3	ROBERTS, Blake	11-0	13:27	1.2	1-4	.250	1-3	.333	0-0	.000	0	3	3	0.3	0	0	0	0	0	0	3	0.3
Team											40	50	90					18				
Total		31	6250		755-1752	.431	166-529	.314	324-475	.682	258	795	1053	34.0	501	7	385	418	88	152	2000	64.5
Opponents		31	6250		827-1841	.449	298-791	.377	369-520	.710	307	815	1122	36.2	459	6	473	347	90	216	2321	74.9

Score by Periods

Team	1st	2nd	OT	TOT
Southern Miss.	953	1036	11	2000
Opponents	1077	1209	35	2321



**2021-22 Southern Miss. Men's Basketball
Season Schedule/Results & Leaders
All games**

Game Records

Record	Overall	Home	Away	Neutral
ALL GAMES	6-25	3-11	1-14	2-0
CONFERENCE	1-17	0-9	1-8	0-0
NON-CONFERENCE	5-8	3-2	0-6	2-0

Team Results

Date	Opponent		Score	Att.	High Points	High Rebounds
11/09/2021	William Carey	W	81-67	2959	(30) HARDY, Tae	(11) MOORE, Isaih
11/12/2021	Louisiana	L	45-66	3574	(19) MOORE, Isaih	(7) MOORE, Isaih (7) STEVENSON, Tyler
11/15/2021	at TCU	L	51-83	4915	(18) HARDY, Tae	(8) PINCKNEY, DeAndre
11/21/2021	Lamar University	W	82-75	3037	(23) HARDY, Tae	(12) STEVENSON, Tyler
11/24/2021	vs UNCW	W	80-66	2917	(29) BOLDEN, Rashad	(11) MOORE, Isaih
11/25/2021	vs UC San Diego	W	56-55	127	(13) STEVENSON, Tyler (13) PIERRE JR., Jaron	(11) STEVENSON, Tyler
11/26/2021	at Montana	L	62-74	3135	(21) STEVENSON, Tyler	(11) STEVENSON, Tyler
12/01/2021	at South Alabama	L	55-85	2418	(18) STEVENSON, Tyler	(6) MOORE, Isaih (6) STEVENSON, Tyler
12/04/2021	at Southern Ill.	L	41-66	4513	(13) NAPPER, Walyn	(14) STEVENSON, Tyler
12/14/2021	Jacksonville	L	51-62	3057	(18) PIERRE JR., Jaron	(8) STEVENSON, Tyler
12/18/2021	at La.-Monroe	L	65-74	1423	(19) BOLDEN, Rashad	(7) PIERRE JR., Jaron
12/21/2021	at East Carolina	L	67-68	2054	(20) PIERRE JR., Jaron	(9) MOORE, Isaih
01/06/2022	at UTSA	W	74-73	718	(21) PIERRE JR., Jaron	(7) MOORE, Isaih
01/08/2022	at UTEP	L	54-87	3841	(13) MOORE, Isaih	(12) STEVENSON, Tyler
01/13/2022	at Louisiana Tech	L	57-80	2731	(17) STEVENSON, Tyler	(9) PINCKNEY, DeAndre
01/16/2022	Louisiana Tech	L	62-76	3110	(21) STEVENSON, Tyler (21) PINCKNEY, DeAndre	(11) PINCKNEY, DeAndre
01/19/2022	Southeastern Bapt.	W	100-50	3056	(29) STEVENSON, Tyler	(6) STEVENSON, Tyler
01/22/2022	at Middle Tenn.	L	60-74	3512	(20) STEVENSON, Tyler	(11) STEVENSON, Tyler
01/27/2022	North Texas	L	54-63	3205	(17) STEVENSON, Tyler	(5) PINCKNEY, DeAndre
01/29/2022	Rice	L	62-76	3074	(29) PIERRE JR., Jaron	(7) STEVENSON, Tyler
02/03/2022	at FIU	L	67-77	2874	(21) STEVENSON, Tyler (21) PIERRE JR., Jaron	(10) STEVENSON, Tyler
02/05/2022	at Fla. Atlantic	L	57-84	1366	(19) PIERRE JR., Jaron	(5) PINCKNEY, DeAndre
02/10/2022	at UAB	L	63-84	3638	(24) STEVENSON, Tyler	(6) MOORE, Isaih
02/14/2022	Western Ky.	L	77-87	2726	(25) MOORE, Isaih	(12) MOORE, Isaih
02/17/2022	UTSA	Lot	79-98	3339	(21) NAPPER, Walyn	(12) STEVENSON, Tyler
02/19/2022	UTEP	L	70-84	2861	(25) MOORE, Isaih	(10) MOORE, Isaih
02/21/2022	Marshall	L	60-74	2690	(19) MOORE, Isaih	(10) STEVENSON, Tyler
02/24/2022	at North Texas	L	61-85	4150	(17) NAPPER, Walyn	(7) MOORE, Isaih (7) PINCKNEY, DeAndre
02/26/2022	at Rice	Lot	72-77	4087	(29) NAPPER, Walyn	(8) NAPPER, Walyn
03/02/2022	UAB	L	68-81	2680	(16) MOORE, Isaih (16) NAPPER, Walyn	(10) MOORE, Isaih
03/05/2022	Charlotte	L	67-70	2840	(20) MOORE, Isaih	(13) MOORE, Isaih



**2021-22 Southern Miss. Men's Basketball
Season Schedule/Results & Leaders
All games**

Page 2/2
as of Mar 07, 2022

Attendance Summary

	Games	Attend	Avg/Game
Home	14	42208	3015
Away	15	45375	3025
Neutral	2	3044	1522
Total	31	90627	2923



**2021-22 Southern Miss. Men's Basketball
Team Game-by-Game
All games**

Opponent	Date	Score	W	Total			3-Pointers			Free throws		Rebounds				PF	A	TO	BLK	STL	PTS	AVG
				FG-FGA	PCT	3FG-3FGA	PCT	FT-FTA	PCT	OFF	DEF	TOT	AVG									
William Carey	11/09/2021	81-67	W	28-61	.459	10-24	.417	15-22	.682	11	32	43	43.0	12	13	12	1	8	81	81.0		
Louisiana	11/12/2021	45-66	L	18-52	.346	2-19	.105	7-14	.500	7	30	37	40.0	20	4	25	2	7	45	63.0		
at TCU	11/15/2021	51-83	L	21-63	.333	3-21	.143	6-6	1.000	7	20	27	35.7	16	11	16	3	8	51	59.0		
Lamar University	11/21/2021	82-75	W	27-57	.474	8-20	.400	20-28	.714	10	27	37	36.0	16	19	11	2	9	82	64.8		
vs UNCW	11/24/2021	80-66	W	30-48	.625	7-15	.467	13-15	.867	1	31	32	35.2	12	20	15	1	5	80	67.8		
vs UC San Diego	11/25/2021	56-55	W	25-63	.397	1-10	.100	5-7	.714	11	32	43	36.5	15	12	10	1	5	56	65.8		
at Montana	11/26/2021	62-74	L	24-59	.407	4-10	.400	10-19	.526	14	28	42	37.3	20	11	11	3	0	62	65.3		
at South Alabama	12/01/2021	55-85	L	21-55	.382	2-12	.167	11-18	.611	10	21	31	36.5	14	12	16	4	5	55	64.0		
at Southern Ill.	12/04/2021	41-66	L	16-47	.340	6-16	.375	3-5	.600	4	24	28	35.6	13	8	15	7	3	41	61.4		
Jacksonville	12/14/2021	51-62	L	17-42	.405	7-16	.438	10-16	.625	7	27	34	35.4	16	7	19	7	6	51	60.4		
at La.-Monroe	12/18/2021	65-74	L	25-52	.481	7-14	.500	8-15	.533	7	27	34	35.3	17	12	18	1	2	65	60.8		
at East Carolina	12/21/2021	67-68	L	28-56	.500	8-23	.348	3-3	1.000	5	27	32	35.0	19	22	14	4	2	67	61.3		
at UTSA	01/06/2022	74-73	W	28-57	.491	6-20	.300	12-18	.667	6	30	36	35.1	17	12	13	7	8	74	62.3		
at UTEP	01/08/2022	54-87	L	19-55	.345	3-11	.273	13-22	.591	13	22	35	35.1	12	8	14	1	3	54	61.7		
at Louisiana Tech	01/13/2022	57-80	L	22-59	.373	8-20	.400	5-7	.714	7	24	31	34.8	16	12	14	2	6	57	61.4		
Louisiana Tech	01/16/2022	62-76	L	21-64	.328	6-19	.316	14-19	.737	15	25	40	35.1	17	12	11	1	2	62	61.4		
Southeastern Bapt.	01/19/2022	100-50	W	40-69	.580	6-22	.273	14-19	.737	7	32	39	35.4	11	25	11	7	13	100	63.7		
at Middle Tenn.	01/22/2022	60-74	L	22-45	.489	1-12	.083	15-19	.789	2	23	25	34.8	23	5	17	1	2	60	63.5		
North Texas	01/27/2022	54-63	L	21-49	.429	5-17	.294	7-8	.875	6	11	17	33.8	13	11	12	3	10	54	63.0		
Rice	01/29/2022	62-76	L	24-60	.400	8-26	.308	6-9	.667	5	25	30	33.7	15	15	7	1	3	62	63.0		
at FIU	02/03/2022	67-77	L	27-56	.482	8-18	.444	5-8	.625	9	23	32	33.6	14	15	9	3	2	67	63.1		
at Fla. Atlantic	02/05/2022	57-84	L	21-56	.375	6-17	.353	9-16	.563	7	25	32	33.5	13	6	11	3	3	57	62.9		
at UAB	02/10/2022	63-84	L	21-59	.356	4-17	.235	17-18	.944	10	24	34	33.5	15	7	9	1	2	63	62.9		
Western Ky.	02/14/2022	77-87	L	30-66	.455	8-20	.400	9-10	.900	16	23	39	33.8	18	18	13	2	5	77	63.5		
UTSA	02/17/2022	79-98	Lot	29-66	.439	6-22	.273	15-23	.652	11	32	43	34.1	20	16	15	7	4	79	64.1		
UTEP	02/19/2022	70-84	L	29-53	.547	3-7	.429	9-17	.529	10	25	35	34.2	16	17	18	4	5	70	64.3		
Marshall	02/21/2022	60-74	L	24-63	.381	5-18	.278	7-12	.583	13	28	41	34.4	16	11	15	1	5	60	64.1		
at North Texas	02/24/2022	61-85	L	20-49	.408	3-13	.231	18-26	.692	10	18	28	34.2	25	8	16	2	6	61	64.0		
at Rice	02/26/2022	72-77	Lot	31-66	.470	5-19	.263	5-8	.625	5	26	31	34.1	24	14	9	2	3	72	64.3		
UAB	03/02/2022	68-81	L	22-52	.423	4-16	.250	20-28	.714	4	29	33	34.0	13	9	13	1	6	68	64.4		
Charlotte	03/05/2022	67-70	L	24-53	.453	6-15	.400	13-20	.650	8	24	32	34.0	13	13	9	3	4	67	64.5		
Total		2000		755-1752	.431	166-529	.314	324-475	.682	258	795	1053	34.0	501	385	418	88	152	2000	64.5		
Opponents		2321		827-1841	.449	298-791	.377	369-520	.710	307	815	1122	36.2	459	473	347	90	216	2321	74.9		

Southern Miss. Averages

Games Played	Points/game	FG Pct	3FG Pct	FT Pct	Rebounds/game	Assists/game	Turnovers/game	Assist/Turnover ratio	Steals/game	Blocks/game
31	64.5	43.1	31.4	68.2	34.0	12.4	13.5	0.9	4.9	2.8



**2021-22 Southern Miss. Men's Basketball
Team Overall Conference
All games**

Page 1/2
as of Mar 07, 2022

Summary

Player	Overall Statistics										Conference Statistics									
	GP-GS	MIN/G	FG%	3FG%	FT%	R/G	A/G	STL	BLK	PTS/G	GP-GS	MIN/G	FG%	3FG%	FT%	R/G	A/G	STL	BLK	PTS/G
STEVENSON, Tyler	26-26	32.3	.490	.143	.680	7.7	0.7	17	27	14.3	14-14	33.7	.465	.167	.704	7.3	0.6	11	12	15.1
HARDY, Tae	7-4	25.1	.508	.385	.846	2.0	1.7	12	1	13.7	0-0	0.0	.000	.000	.000	0.0	0.0	0	0	0.0
MOORE, Isaih	27-17	28.5	.531	.309	.685	7.0	1.2	11	30	13.1	15-8	28.5	.510	.344	.714	7.1	1.1	5	17	13.8
PIERRE JR., Jaron	25-15	27.6	.350	.347	.700	3.2	1.4	16	2	10.2	12-7	29.4	.343	.344	.700	3.3	1.6	8	0	11.3
PINCKNEY, DeAndre	31-23	24.5	.450	.315	.778	5.4	0.4	14	12	8.9	18-18	28.7	.472	.370	.804	5.9	0.6	8	7	10.8
NAPPER, Walyne	31-12	25.2	.391	.324	.481	2.8	4.1	29	1	7.1	18-8	26.0	.410	.318	.486	3.1	3.9	18	1	8.1
BOLDEN, Rashad	31-28	26.8	.362	.282	.805	1.5	1.9	15	1	6.9	18-18	28.2	.313	.170	.810	1.8	2.2	11	1	6.4
HARRIS, Denijay	30-11	13.9	.478	.000	.594	2.1	0.6	11	5	2.8	18-7	17.1	.490	.000	.679	2.6	0.8	9	3	3.8
ARNOLD, Mo	27-19	18.7	.366	.261	.600	1.9	1.8	13	2	2.7	14-10	21.1	.429	.294	.500	1.8	1.8	5	1	4.0
MORMAN, Tyler	26-0	9.4	.600	.000	.500	1.7	0.3	5	4	1.2	17-0	10.0	.538	.000	.500	1.7	0.1	2	2	1.1
ALFONSO, Trey	7-0	1.5	.500	.500	.000	0.3	0.0	3	0	0.7	4-0	0.9	1.000	1.000	.000	0.5	0.0	0	0	0.8
JAAKSON, Mark	11-0	2.9	.143	.333	.800	0.1	0.0	1	1	0.6	6-0	3.1	.167	.500	.667	0.2	0.0	1	0	0.8
RYDER, Tate	11-0	1.4	.125	.000	1.000	0.0	0.0	0	0	0.4	4-0	1.2	.000	.000	.000	0.0	0.0	0	0	0.0
ARMSTRONG, Jeffery	22-0	7.5	.214	.091	.000	0.7	0.6	5	2	0.3	11-0	9.1	.167	.167	.000	0.5	0.4	1	1	0.3
ROBERTS, Blake	11-0	1.2	.250	.333	.000	0.3	0.0	0	0	0.3	4-0	0.9	.000	.000	.000	0.0	0.0	0	0	0.0
Totals	31		.431	.314	.682	34.0	12.4	152	88	64.5	18		.423	.309	.691	33.0	11.6	79	45	64.7
Opponent	31		.449	.377	.710	36.2	15.3	216	90	74.9	18		.477	.403	.723	36.1	16.3	114	48	79.4

Scoring

Player	Overall Statistics								Conference Statistics							
	FG-FGA	FG%	3FG-3FGA	3FG%	FT-FTA	FT%	PTS	PTS/G	FG-FGA	FG%	3FG-3FGA	3FG%	FT-FTA	FT%	PTS	PTS/G
STEVENSON, Tyler	153-312	.490	1-7	.143	66-97	.680	373	14.3	86-185	.465	1-6	.167	38-54	.704	211	15.1
HARDY, Tae	32-63	.508	10-26	.385	22-26	.846	96	13.7	0-0	.000	0-0	.000	0-0	.000	0	0.0
MOORE, Isaih	130-245	.531	17-55	.309	76-111	.685	353	13.1	73-143	.510	11-32	.344	50-70	.714	207	13.8
PIERRE JR., Jaron	91-260	.350	58-167	.347	14-20	.700	254	10.2	48-140	.343	33-96	.344	7-10	.700	136	11.3
PINCKNEY, DeAndre	99-220	.450	28-89	.315	49-63	.778	275	8.9	67-142	.472	20-54	.370	41-51	.804	195	10.8
NAPPER, Walyne	86-220	.391	22-68	.324	26-54	.481	220	7.1	57-139	.410	14-44	.318	18-37	.486	146	8.1
BOLDEN, Rashad	81-224	.362	20-71	.282	33-41	.805	215	6.9	45-144	.313	8-47	.170	17-21	.810	115	6.4
HARRIS, Denijay	33-69	.478	0-0	.000	19-32	.594	85	2.8	25-51	.490	0-0	.000	19-28	.679	69	3.8
ARNOLD, Mo	30-82	.366	6-23	.261	6-10	.600	72	2.7	24-56	.429	5-17	.294	3-6	.500	56	4.0
MORMAN, Tyler	12-20	.600	0-0	.000	7-14	.500	31	1.2	7-13	.538	0-0	.000	4-8	.500	18	1.1
ALFONSO, Trey	2-4	.500	1-2	.500	0-0	.000	5	0.7	1-1	1.000	1-1	1.000	0-0	.000	3	0.8
JAAKSON, Mark	1-7	.143	1-3	.333	4-5	.800	7	0.6	1-6	.167	1-2	.500	2-3	.667	5	0.8
RYDER, Tate	1-8	.125	0-4	.000	2-2	1.000	4	0.4	0-2	.000	0-2	.000	0-0	.000	0	0.0
ARMSTRONG, Jeffery	3-14	.214	1-11	.091	0-0	.000	7	0.3	1-6	.167	1-6	.167	0-0	.000	3	0.3
ROBERTS, Blake	1-4	.250	1-3	.333	0-0	.000	3	0.3	0-0	.000	0-0	.000	0-0	.000	0	0.0
Totals	755-1752	.431	166-529	.314	324-475	.682	2000	64.5	435-1028	.423	95-307	.309	199-288	.691	1164	64.7
Opponent	827-1841	.449	298-791	.377	369-520	.710	2321	74.9	508-1064	.477	184-457	.403	230-318	.723	1430	79.4



**2021-22 Southern Miss. Men's Basketball
Team Overall Conference
All games**

Totals																		
Player	Overall Statistics									Conference Statistics								
	O-REB	D-REB	TOTAL	PF	FO	A	TO	A/TO	HI PTS	O-REB	D-REB	TOTAL	PF	FO	A	TO	A/TO	HI PTS
STEVENSOn, Tyler	40	160	200	57	0	17	49	0.3	29	25	77	102	29	0	8	25	0.3	24
HARDY, Tae	2	12	14	10	0	12	12	1.0	30	0	0	0	0	0	0	0	0.0	0
MOORE, Isaih	55	133	188	63	2	33	45	0.7	25	33	74	107	36	2	17	19	0.9	25
PIERRE JR., Jaron	10	71	81	40	1	34	51	0.7	29	5	34	39	14	0	19	27	0.7	29
PINCKNEY, DeAndre	44	122	166	75	2	13	35	0.4	21	29	78	107	53	2	10	19	0.5	21
NAPPER, WalyN	21	65	86	61	1	128	63	2.0	29	14	41	55	42	1	70	34	2.1	29
BOLDEN, Rashad	4	42	46	48	0	59	49	1.2	29	4	29	33	31	0	39	33	1.2	17
HARRIS, Denijay	16	48	64	42	0	19	29	0.7	12	13	33	46	30	0	15	23	0.7	12
ARNOLD, Mo	9	43	52	41	0	49	44	1.1	14	6	19	25	20	0	25	21	1.2	14
MORMAN, Tyler	15	30	45	44	1	7	18	0.4	7	10	19	29	33	1	2	13	0.2	6
ALFONSO, Trey	0	2	2	0	0	0	2	0.0	3	0	2	2	0	0	0	0	0.0	3
JAAKSON, Mark	0	1	1	3	0	0	1	0.0	3	0	1	1	1	0	0	0	0.0	3
RYDER, Tate	0	0	0	2	0	0	0	0.0	2	0	0	0	1	0	0	0	0.0	0
ARMSTRONG, Jeffery	2	13	15	15	0	14	2	7.0	4	0	5	5	10	0	4	1	4.0	3
ROBERTS, Blake	0	3	3	0	0	0	0	0.0	3	0	0	0	0	0	0	0	0.0	0
Totals	258	795	1053	501	7	385	418	0.9	100	157	437	594	300	6	209	225	0.9	79
Opponent	307	815	1122	459	6	473	347	1.4	98	168	481	649	264	2	294	174	1.7	98



**2021-22 Southern Miss. Men's Basketball
Category Leaders
All games**

Page 1/3
as of Mar 07, 2022

Points

##	Player	G	Pts	Pts/G
14	Stevenson, Tyler	26	373	14.3
11	Moore, Isaih	27	353	13.1
5	Pinckney, DeAndre	31	275	8.9
55	Pierre Jr., Jaron	25	254	10.2
1	Napper, Walyn	31	220	7.1
4	Bolden, Rashad	31	215	6.9
10	Hardy, Tae	7	96	13.7
2	Harris, Denijay	30	85	2.8
12	Arnold, Mo	27	72	2.7
0	Morman, Tyler	26	31	1.2
44	Jaakson, Mark	11	7	0.6
22	Armstrong, Jeffery	22	7	0.3
21	Alfonso, Trey	7	5	0.7
25	Ryder, Tate	11	4	0.4
3	Roberts, Blake	11	3	0.3

Scoring Average

##	Player	G	Pts	Pts/G
14	Stevenson, Tyler	26	373	14.3
10	Hardy, Tae	7	96	13.7
11	Moore, Isaih	27	353	13.1
55	Pierre Jr., Jaron	25	254	10.2
5	Pinckney, DeAndre	31	275	8.9
1	Napper, Walyn	31	220	7.1
4	Bolden, Rashad	31	215	6.9
2	Harris, Denijay	30	85	2.8
12	Arnold, Mo	27	72	2.7
0	Morman, Tyler	26	31	1.2
21	Alfonso, Trey	7	5	0.7
44	Jaakson, Mark	11	7	0.6
25	Ryder, Tate	11	4	0.4
22	Armstrong, Jeffery	22	7	0.3
3	Roberts, Blake	11	3	0.3

Field Goal Percentage

##	Player	FG	Att	Pct
0	Morman, Tyler	12	20	.600
11	Moore, Isaih	130	245	.531
10	Hardy, Tae	32	63	.508
21	Alfonso, Trey	2	4	.500
14	Stevenson, Tyler	153	312	.490
2	Harris, Denijay	33	69	.478
5	Pinckney, DeAndre	99	220	.450
1	Napper, Walyn	86	220	.391
12	Arnold, Mo	30	82	.366
4	Bolden, Rashad	81	224	.362
55	Pierre Jr., Jaron	91	260	.350
3	Roberts, Blake	1	4	.250
22	Armstrong, Jeffery	3	14	.214
44	Jaakson, Mark	1	7	.143
25	Ryder, Tate	1	8	.125

Field Goal Attempts

##	Player	G	Att	Att/G
14	Stevenson, Tyler	26	312	12.0
55	Pierre Jr., Jaron	25	260	10.4
11	Moore, Isaih	27	245	9.1
4	Bolden, Rashad	31	224	7.2
5	Pinckney, DeAndre	31	220	7.1

Field Goals Made

##	Player	G	Made	Made/G
14	Stevenson, Tyler	26	153	5.9
11	Moore, Isaih	27	130	4.8
5	Pinckney, DeAndre	31	99	3.2
55	Pierre Jr., Jaron	25	91	3.6
1	Napper, Walyn	31	86	2.8



**2021-22 Southern Miss. Men's Basketball
Category Leaders
All games**

3-Point FG Percentage

##	Player	3FG	Att	Pct
21	Alfonso, Trey	1	2	.500
10	Hardy, Tae	10	26	.385
55	Pierre Jr., Jaron	58	167	.347
44	Jaakson, Mark	1	3	.333
3	Roberts, Blake	1	3	.333
1	Napper, Walyn	22	68	.324
5	Pinckney, DeAndre	28	89	.315
11	Moore, Isaih	17	55	.309
4	Bolden, Rashad	20	71	.282
12	Arnold, Mo	6	23	.261
14	Stevenson, Tyler	1	7	.143
22	Armstrong, Jeffery	1	11	.091

3-Point FG Attempts

##	Player	G	Att	Att/G
55	Pierre Jr., Jaron	25	167	6.7
5	Pinckney, DeAndre	31	89	2.9
4	Bolden, Rashad	31	71	2.3
1	Napper, Walyn	31	68	2.2
11	Moore, Isaih	27	55	2.0

3-Point FG Made

##	Player	G	Made	Made/G
55	Pierre Jr., Jaron	25	58	2.3
5	Pinckney, DeAndre	31	28	0.9
1	Napper, Walyn	31	22	0.7
4	Bolden, Rashad	31	20	0.6
11	Moore, Isaih	27	17	0.6

Free Throw Percentage

##	Player	Made	Att	Pct
25	Ryder, Tate	2	2	1.000
10	Hardy, Tae	22	26	.846
4	Bolden, Rashad	33	41	.805
44	Jaakson, Mark	4	5	.800
5	Pinckney, DeAndre	49	63	.778
55	Pierre Jr., Jaron	14	20	.700
11	Moore, Isaih	76	111	.685
14	Stevenson, Tyler	66	97	.680
12	Arnold, Mo	6	10	.600
2	Harris, Denijay	19	32	.594
0	Morman, Tyler	7	14	.500
1	Napper, Walyn	26	54	.481

Free Throw Attempts

##	Player	G	Att	Att/G
11	Moore, Isaih	27	111	4.1
14	Stevenson, Tyler	26	97	3.7
5	Pinckney, DeAndre	31	63	2.0
1	Napper, Walyn	31	54	1.7
4	Bolden, Rashad	31	41	1.3

Free Throws Made

##	Player	G	Made	Made/G
11	Moore, Isaih	27	76	2.8
14	Stevenson, Tyler	26	66	2.5
5	Pinckney, DeAndre	31	49	1.6
4	Bolden, Rashad	31	33	1.1
1	Napper, Walyn	31	26	0.8

Rebounds

##	Player	G	Reb	Reb/G
14	Stevenson, Tyler	26	200	7.7
11	Moore, Isaih	27	188	7.0
5	Pinckney, DeAndre	31	166	5.4
1	Napper, Walyn	31	86	2.8
55	Pierre Jr., Jaron	25	81	3.2

Assists

##	Player	G	Ast	Ast/G
1	Napper, Walyn	31	128	4.1
4	Bolden, Rashad	31	59	1.9
12	Arnold, Mo	27	49	1.8
55	Pierre Jr., Jaron	25	34	1.4
11	Moore, Isaih	27	33	1.2

Rebounds Average

##	Player	G	Reb	Reb/G
14	Stevenson, Tyler	26	200	7.7
11	Moore, Isaih	27	188	7.0
5	Pinckney, DeAndre	31	166	5.4
55	Pierre Jr., Jaron	25	81	3.2
1	Napper, Walyn	31	86	2.8

Steals

##	Player	G	Stl	Stl/G
1	Napper, Walyn	31	29	0.9
14	Stevenson, Tyler	26	17	0.7
55	Pierre Jr., Jaron	25	16	0.6
4	Bolden, Rashad	31	15	0.5
5	Pinckney, DeAndre	31	14	0.5



**2021-22 Southern Miss. Men's Basketball
Category Leaders
All games**

Page 3/3
as of Mar 07, 2022

Offensive Rebounds

##	Player	G	OReb	OReb/G
11	Moore, Isaih	27	55	2.0
5	Pinckney, DeAndre	31	44	1.4
14	Stevenson, Tyler	26	40	1.5
1	Napper, Walyn	31	21	0.7
2	Harris, Denijay	30	16	0.5

Blocked Shots

##	Player	G	Blk	Blk/G
11	Moore, Isaih	27	30	1.1
14	Stevenson, Tyler	26	27	1.0
5	Pinckney, DeAndre	31	12	0.4
2	Harris, Denijay	30	5	0.2
0	Morman, Tyler	26	4	0.2

Defensive Rebounds

##	Player	G	DReb	DReb/G
14	Stevenson, Tyler	26	160	6.2
11	Moore, Isaih	27	133	4.9
5	Pinckney, DeAndre	31	122	3.9
55	Pierre Jr., Jaron	25	71	2.8
1	Napper, Walyn	31	65	2.1

Minutes

##	Player	G	Min	Min/G
14	Stevenson, Tyler	26	840	32:18
4	Bolden, Rashad	31	832	26:50
1	Napper, Walyn	31	783	25:15
11	Moore, Isaih	27	770	28:30
5	Pinckney, DeAndre	31	760	24:30

Fouls

##	Player	G	PF	PF/G
5	Pinckney, DeAndre	31	75	2.4
11	Moore, Isaih	27	63	2.3
1	Napper, Walyn	31	61	2.0
14	Stevenson, Tyler	26	57	2.2
4	Bolden, Rashad	31	48	1.5

Turnovers

##	Player	G	TO	TO/G
1	Napper, Walyn	31	63	2.0
55	Pierre Jr., Jaron	25	51	2.0
14	Stevenson, Tyler	26	49	1.9
4	Bolden, Rashad	31	49	1.6
11	Moore, Isaih	27	45	1.7

Foul Outs

##	Player	G	FO
11	Moore, Isaih	27	2
5	Pinckney, DeAndre	31	2
55	Pierre Jr., Jaron	25	1
1	Napper, Walyn	31	1
0	Morman, Tyler	26	1



**2021-22 Southern Miss. Men's Basketball
Season Box - Average per 40 Minutes
All games**

##	Player	min	fgm	fga	pct	3fgm	3fga	pct	ftm	fta	pct	oreb	dreb	treb	pf	a	to	blk	stl	pts
21	ALFONSO, Trey	40	7.6	15.2	.500	3.8	7.6	.500	0.0	0.0	.000	0.0	7.6	7.6	0.0	0.0	7.6	0.0	11.4	19.0
22	ARMSTRONG, Jeffery	40	0.7	3.4	.214	0.2	2.7	.091	0.0	0.0	.000	0.5	3.2	3.7	3.7	3.4	0.5	0.5	1.2	1.7
12	ARNOLD, Mo	40	2.4	6.5	.366	0.5	1.8	.261	0.5	0.8	.600	0.7	3.4	4.1	3.2	3.9	3.5	0.2	1.0	5.7
4	BOLDEN, Rashad	40	3.9	10.8	.362	1.0	3.4	.282	1.6	2.0	.805	0.2	2.0	2.2	2.3	2.8	2.4	0.0	0.7	10.3
10	HARDY, Tae	40	7.3	14.4	.508	2.3	5.9	.385	5.0	5.9	.846	0.5	2.7	3.2	2.3	2.7	2.7	0.2	2.7	21.9
2	HARRIS, Denijay	40	3.2	6.6	.478	0.0	0.0	.000	1.8	3.1	.594	1.5	4.6	6.2	4.0	1.8	2.8	0.5	1.1	8.2
44	JAAKSON, Mark	40	1.3	8.8	.143	1.3	3.8	.333	5.0	6.3	.800	0.0	1.3	1.3	3.8	0.0	1.3	1.3	1.3	8.8
11	MOORE, Isaih	40	6.8	12.7	.531	0.9	2.9	.309	4.0	5.8	.685	2.9	6.9	9.8	3.3	1.7	2.3	1.6	0.6	18.3
0	MORMAN, Tyler	40	2.0	3.3	.600	0.0	0.0	.000	1.2	2.3	.500	2.5	4.9	7.4	7.2	1.2	3.0	0.7	0.8	5.1
1	NAPPER, Walyn	40	4.4	11.2	.391	1.1	3.5	.324	1.3	2.8	.481	1.1	3.3	4.4	3.1	6.5	3.2	0.1	1.5	11.2
55	PIERRE JR., Jaron	40	5.3	15.1	.350	3.4	9.7	.347	0.8	1.2	.700	0.6	4.1	4.7	2.3	2.0	3.0	0.1	0.9	14.7
5	PINCKNEY, DeAndre	40	5.2	11.6	.450	1.5	4.7	.315	2.6	3.3	.778	2.3	6.4	8.7	3.9	0.7	1.8	0.6	0.7	14.5
3	ROBERTS, Blake	40	3.0	11.9	.250	3.0	8.9	.333	0.0	0.0	.000	0.0	8.9	8.9	0.0	0.0	0.0	0.0	0.0	8.9
25	RYDER, Tate	40	2.6	20.6	.125	0.0	10.3	.000	5.1	5.1	1.000	0.0	0.0	0.0	5.1	0.0	0.0	0.0	0.0	10.3
14	STEVENSON, Tyler	40	7.3	14.9	.490	0.0	0.3	.143	3.1	4.6	.680	1.9	7.6	9.5	2.7	0.8	2.3	1.3	0.8	17.8

Note: All statistics are pro-rated based on an average per 40-minute game.

Opponent	Date	Score	W	MORMAN, TYL NAPPER, WAL HARRIS, DEN ROBERTS, BL BOLDEN, RAS PINCKNEY, D HARDY, TAE MOORE, ISAI ARNOLD, MO STEVENSON, ALFONSO, TR															
				0	1	2	3	4	5	10	11	12	14	21					
William Carey	11/09/2021	81-67	W	2-1-0	0-2-3	0-2-1	0-0-0	13-1-2	3-6-0	30-1-4	10-11-0	0-2-1	7-6-0	DNP					
Louisiana	11/12/2021	45-66	L	DNP	2-3-1	0-0-0	0-0-0	2-1-0	4-4-0	14-5-0	19-7-1	0-3-1	2-7-0	DNP					
at TCU	11/15/2021	51-83	L	0-3-0	0-0-4	2-0-0	0-1-0	2-0-0	9-8-0	18-2-1	11-4-0	2-4-4	DNP	DNP					
Lamar University	11/21/2021	82-75	W	0-0-1	4-2-5	2-2-0	DNP	0-0-0	13-5-0	23-2-4	19-6-2	0-2-3	11-12-2	DNP					
vs UNCW	11/24/2021	80-66	W	DNP	6-3-6	2-3-1	0-0-0	29-0-1	2-4-0	9-2-2	13-11-3	2-2-4	15-5-2	0-0-0					
vs UC San Diego	11/25/2021	56-55	W	DNP	12-4-7	0-1-0	DNP	0-1-0	4-4-0	2-1-1	10-10-4	2-2-0	13-11-0	DNP					
at Montana	11/26/2021	62-74	L	DNP	3-2-7	0-1-1	DNP	7-1-0	12-8-1	0-1-0	17-4-1	0-1-0	21-11-1	DNP					
at South Alabama	12/01/2021	55-85	L	0-3-1	16-3-8	2-2-0	0-0-0	2-0-1	0-4-0	DNP	12-6-1	3-4-1	18-6-0	0-0-0					
at Southern Ill.	12/04/2021	41-66	L	0-0-0	13-2-3	0-0-0	0-0-0	2-1-1	4-2-1	DNP	7-2-0	0-1-1	9-14-1	DNP					
Jacksonville	12/14/2021	51-62	L	4-1-0	3-4-0	0-1-0	DNP	4-1-4	0-2-0	DNP	10-7-0	2-3-2	10-8-0	DNP					
at La.-Monroe	12/18/2021	65-74	L	0-3-0	7-2-3	0-1-0	DNP	19-4-3	7-3-0	DNP	9-4-0	3-2-3	11-4-0	DNP					
at East Carolina	12/21/2021	67-68	L	0-0-0	2-3-6	DNP	DNP	12-2-5	8-4-0	DNP	9-9-4	0-0-2	16-8-1	DNP					
at UTSA	01/06/2022	74-73	W	0-1-0	7-2-4	0-1-0	DNP	17-3-5	8-3-0	DNP	10-7-1	0-5-0	11-6-0	DNP					
at UTEP	01/08/2022	54-87	L	0-1-0	8-2-2	2-1-0	0-0-0	3-1-1	11-7-0	DNP	13-7-3	3-0-0	11-12-1	0-0-0					
at Louisiana Tech	01/13/2022	57-80	L	0-1-0	0-2-4	3-4-2	0-0-0	4-1-3	10-9-1	DNP	DNP	5-1-0	17-6-0	3-0-0					
Louisiana Tech	01/16/2022	62-76	L	1-3-0	4-4-4	4-2-1	DNP	5-1-0	21-11-2	DNP	DNP	3-3-3	21-10-0	DNP					
Southeastern Bapt.	01/19/2022	100-50	W	7-5-3	6-1-5	8-5-1	3-2-0	8-1-3	14-5-1	DNP	DNP	2-1-2	29-6-2	2-0-0					
at Middle Tenn.	01/22/2022	60-74	L	0-0-0	2-1-1	7-4-0	DNP	8-1-1	9-2-0	DNP	DNP	12-1-0	20-11-2	DNP					
North Texas	01/27/2022	54-63	L	2-0-0	3-0-0	0-0-1	DNP	6-0-2	15-5-0	DNP	3-3-0	0-2-5	17-3-1	DNP					
Rice	01/29/2022	62-76	L	0-1-0	0-1-4	0-1-1	DNP	5-1-2	7-5-1	DNP	7-6-1	0-1-1	14-7-0	DNP					
at FIU	02/03/2022	67-77	L	0-2-1	0-1-3	2-2-2	DNP	0-1-2	7-5-1	DNP	9-3-0	7-3-4	21-10-0	DNP					
at Fla. Atlantic	02/05/2022	57-84	L	0-3-0	0-2-4	10-4-1	0-0-0	0-2-0	12-5-0	DNP	3-1-0	5-2-0	8-4-0	0-2-0					
at UAB	02/10/2022	63-84	L	0-1-0	3-3-1	2-4-2	DNP	11-1-1	12-4-0	DNP	11-6-1	0-3-1	24-4-0	DNP					
Western Ky.	02/14/2022	77-87	L	DNP	9-3-11	2-3-0	DNP	3-0-0	12-10-1	DNP	25-12-2	2-1-1	15-3-1	DNP					
UTSA	02/17/2022	79-98	Lot	1-2-0	21-4-6	0-0-0	DNP	4-3-3	17-11-0	DNP	15-7-2	2-0-4	19-12-1	DNP					
UTEP	02/19/2022	70-84	L	1-6-0	5-4-2	5-2-0	DNP	8-2-6	12-3-0	DNP	25-10-4	14-2-3	0-4-2	DNP					
Marshall	02/21/2022	60-74	L	2-2-0	7-7-4	2-3-0	DNP	2-2-3	3-3-0	DNP	19-9-1	3-1-3	13-10-0	DNP					
at North Texas	02/24/2022	61-85	L	4-1-0	17-5-5	6-2-1	0-0-0	11-3-2	7-7-0	DNP	14-7-0	DNP	DNP	0-0-0					
at Rice	02/26/2022	72-77	Lot	6-5-1	29-8-7	4-3-3	DNP	15-4-3	1-4-0	DNP	17-6-0	DNP	DNP	DNP					
UAB	03/02/2022	68-81	L	1-0-0	16-2-4	12-7-1	DNP	9-4-2	14-8-1	DNP	16-10-1	DNP	DNP	DNP					
Charlotte	03/05/2022	67-70	L	0-0-0	15-4-4	8-3-0	DNP	4-3-3	17-5-3	DNP	20-13-1	DNP	DNP	DNP					



2021-22 Southern Miss. Men's Basketball
Points-rebounds-assists
All games

Opponent	Date	Score		22	25	44	55
				ARMSTRONG, RYDER, TATE	JAAKSON, MA	PIERRE JR.	
William Carey	11/09/2021	81-67	W	0-0-0	0-0-0	DNP	16-3-2
Louisiana	11/12/2021	45-66	L	0-0-0	0-0-0	DNP	2-5-1
at TCU	11/15/2021	51-83	L	0-1-0	2-0-0	0-0-0	5-2-2
Lamar University	11/21/2021	82-75	W	0-0-0	DNP	DNP	10-3-2
vs UNCW	11/24/2021	80-66	W	0-0-0	0-0-0	0-0-0	2-1-1
vs UC San Diego	11/25/2021	56-55	W	DNP	DNP	DNP	13-6-0
at Montana	11/26/2021	62-74	L	DNP	DNP	DNP	2-4-0
at South Alabama	12/01/2021	55-85	L	0-0-0	0-0-0	2-0-0	0-1-0
at Southern Ill.	12/04/2021	41-66	L	0-1-0	0-0-0	0-0-0	6-3-1
Jacksonville	12/14/2021	51-62	L	0-0-0	DNP	0-0-0	18-3-1
at La.-Monroe	12/18/2021	65-74	L	0-1-0	DNP	DNP	9-7-3
at East Carolina	12/21/2021	67-68	L	0-2-3	DNP	DNP	20-0-1
at UTSA	01/06/2022	74-73	W	0-1-1	DNP	DNP	21-6-1
at UTEP	01/08/2022	54-87	L	0-0-1	0-0-0	0-0-0	3-2-0
at Louisiana Tech	01/13/2022	57-80	L	0-1-0	0-0-0	3-0-0	12-6-2
Louisiana Tech	01/16/2022	62-76	L	DNP	DNP	0-0-0	3-2-2
Southeastern Bapt.	01/19/2022	100-50	W	4-5-7	2-0-0	DNP	15-4-1
at Middle Tenn.	01/22/2022	60-74	L	0-0-0	DNP	DNP	2-1-1
North Texas	01/27/2022	54-63	L	DNP	DNP	DNP	8-2-2
Rice	01/29/2022	62-76	L	DNP	DNP	DNP	29-5-5
at FIU	02/03/2022	67-77	L	DNP	DNP	DNP	21-4-2
at Fla. Atlantic	02/05/2022	57-84	L	0-1-0	0-0-0	0-0-0	19-3-1
at UAB	02/10/2022	63-84	L	0-0-0	DNP	DNP	0-2-1
Western Ky.	02/14/2022	77-87	L	DNP	DNP	DNP	9-4-2
UTSA	02/17/2022	79-98	Lot	0-0-0	DNP	DNP	DNP
UTEP	02/19/2022	70-84	L	DNP	DNP	DNP	DNP
Marshall	02/21/2022	60-74	L	DNP	DNP	DNP	9-2-0
at North Texas	02/24/2022	61-85	L	0-1-0	0-0-0	2-0-0	DNP
at Rice	02/26/2022	72-77	Lot	0-0-0	DNP	DNP	DNP
UAB	03/02/2022	68-81	L	0-0-0	DNP	DNP	DNP
Charlotte	03/05/2022	67-70	L	3-1-2	DNP	0-1-0	DNP



2021-22 TV/Radio Roster




0
Tyler Morman
F | 6-8 | 220 | RJr.
Mableton, Ga.




1
Walyn Napper
G | 6-0 | 182 | So.
Columbia, S.C.



2
Denijay Harris
F | 6-6 | 203 | RSo.
Columbus, Miss.



3
Blake Roberts
G | 6-2 | 187 | Fr.
Hattiesburg, Miss.



4
Rashad Bolden
G | 6-0 | 168 | Fr.
Jackson, Miss.



5
DeAndre Pinckney
F | 6-8 | 206 | Jr.
Carol City, Fla.



10
Tae Hardy
G | 6-3 | 191 | Jr.
Calhoun City, Miss.



11
Isaih Moore
F | 6-10 | 197 | Jr.
Columbia, S.C.



12
Mo Arnold
G | 5-10 | 195 | So.
Picayune, Miss.




14
Tyler Stevenson
F | 6-8 | 215 | Jr.
Columbus, Miss.



21
Trey Alfonso
G | 6-1 | 165 | Fr.
Chalmette, La.




22
Jeffery Armstrong
G | 6-0 | 175 | RFr.
Rainsville, Ala.



25
Tate Ryder
G | 6-0 | 175 | So.
Oak Grove, Miss.



44
Mark Jaakson
F | 6-7 | 216 | Fr.
Tallinn, Estonia



55
Jaron Pierre Jr.
G | 6-4 | 182 | Fr.
New Orleans, La.



Jay Ladner
Head Coach
Third Season



Kyle Roane
Assoc. Head Coach
Third Season




Anthony Winchester
Assistant Coach
First Season



Clarence Weatherspoon
Assistant Coach
Sixth Season



Garland Wilson
Director of Ops.
Third Season



Christian Barnhill
Video Coordinator
First Season



Isaiah Carson
Graduate Assistant
Second Season



Frank Miskelly
Graduate Assistant
First Season



Jeremy Tekulve
Admin. Assistant
Third Season