



LOUISIANA TECH

27 NCAA Tournaments * 13 Final Fours *

8 National Title Games * 3 National Titles (1981 AIAW, 1982 NCAA, 1988 NCAA)

Game 16 LA Tech vs UTSA

Matchup: LA Tech vs. UTSA
Date/Time: Monday, January 17 at 1 p.m.
Location: Thomas Assembly Center (Ruston, La.)
Series History: LA Tech leads 14-5
Last Meeting: LA Tech 74, UTSA 48
Jan. 16, 2021

Media: CUSATV
Radio: LA Tech Sports Network (97.7 FM)
Talent: Kyle Roberts (PxP)

2021-22 Schedule

November	Media	Time/Result
9	Jarvis Christian College CUSA.tv	W, 103-53
12	LSU-Alexandria CUSA.tv	W, 95-48
19	at Ole Miss SEC Network+	L, 44-62
22	Nicholls State CUSA.tv	W, 77-48
26	vs. Boise State % pac12.com	W, 60-57
27	at Colorado % pac12.com	L, 48-59
December		
2	at Louisiana-Monroe ESPN+	W, 64-48
5	Mississippi Valley State CUSA.tv	W, 69-56
10	Sam Houston CUSA.tv	W, 77-52
19	at Louisiana-Lafayette ESPN+	L, 57-69
22	at McNeese State TBA	W, 74-57
30	at Marshall* CUSA.tv	L, 44-62
January		
1	at WKU* CUSA.tv	L, 50-64
6	UTEP* CUSA.tv	Postponed
8	UTSA* CUSA.tv	Postponed
9	Southern Miss* CUSA.tv	L, 59-65
13	at Southern Miss* CUSA.tv	L, 60-65
17	UTSA TBA	1 p.m.
22	at UAB* CUSA.tv	2 p.m.
27	at Rice* CUSA.tv	6 p.m.
29	at North Texas* CUSA.tv	3:30 p.m.
February		
3	FAU* CUSA.tv	6:30 p.m.
5	FIU* ESPN+	2 p.m.
10	Charlotte* CUSA.tv	6:30 p.m.
17	at UTEP* CUSA.tv	8 p.m.
19	at UTSA* CUSA.tv	2 p.m.
24	Rice* ESPN+	6:30 p.m.
26	North Texas* CUSA.tv	2 p.m.
March		
2	Old Dominion* CUSA.tv	5:30 p.m.
5	UAB* CUSA.tv	2 p.m.
8-12	at C-USA Tourney^	

All Game Times are CT and subject to change

* indicates C-USA contest

% Rocky Mountain Hoops Classic (Boulder, Colo.)

^ - C-USA Tournament (Frisco, Texas)

MATCHUP



LA TECH LADY TECHSTERS (8-6, 0-3)

Head Coach: Brooke Stoehr
Record at LA Tech: 88-74 (6th year)
Career Record: 159-132 (10th year)



UTSA ROADRUNNERS (4-11, 1-3)

Head Coach: Karen Aston
Record at School: 4-10 (1st year)
Career Record: 289-156 (14th year)

LA Tech Storylines

* Louisiana Tech (8-7, 0-4 C-USA) looks to earn their first conference win of the year when they face UTSA (4-11, 1-3 C-USA) on Monday, Jan. 17 at 1 p.m. inside the Thomas Assembly Center.

* Louisiana Tech and UTSA meet for the 20th times in women's basketball as the Lady Techsters lead the all-time series 14-5. LA Tech is 5-2 all-time in games played in Ruston, but has not beaten UTSA inside the Thomas Assembly Center since Jan. 5, 2018.

* LA Tech has struggled on the offensive end through the first four game of league play. Tech is averaging just 53.3 points per game and is shooting just 37 percent from the field and 18 percent from the three-point line in league play. Tech hasn't scored more than 60 points in any of its four C-USA games.

* Sophomore Anna Larr Roberson collected her sixth double-double of the season and the 13th of her career on Jan. 13 with 15 points and 10 rebounds at Southern Miss. Roberson currently ranks second in Conference USA in double-doubles. She is tied for 32nd in school history with 13 career double-doubles.

* Junior Keiunna Walker ranked among the best Conference USA leaders in getting to the free throw line last season and she has continued to do so again this season. Walker currently leads Conference USA in free throws attempts (107) and free throws made (85). Her 85 free throws made and 107 attempts ranks her fifth in the NCAA this season.

* Walker has had a milestone season thus far. The junior from Lonark, Ark. has surpass career milestones in points (1,000), steals (100), assists (100) and charges taken (100). Walker is currently 43rd on the all-time scoring list with 1,032 points (one point behinds Amy Brown for 42nd). She is the first Lady Techsters to surpass 1,000 career points since Kierra Anthony crossed the mark during the 2017-18 season.

* The Lady Techsters are one of the top defensive teams in Conference USA, ranking No. 3 in scoring defense (57.7 ppg), No. 4 in blocked shots (3.5 bpg), No. 4 in turnovers forces (19.7 tfg) and No. 6 in steals (9.4 spg).














WE ARE ... "LOUISIANA TECH"

WE ASK THAT YOU REFER TO US BY OUR CORRECT NAME AND ABBREVIATION. WHEN REFERRING TO US AS LA TECH, PLEASE KNOW ITS PRONOUNCED "LAH TECH". REFRAIN FROM SAYING "EL AYE TECH".

CORRECT -- Louisiana Tech, LA Tech (pronounced lah), Lady Techsters
INCORRECT -- LT OR LUTU, La Tech, La. Tech, "El Aye" Tech

LA TECH WOMEN'S BASKETBALL **BY THE NUMBERS****1,161****Program wins (#4 all-time)****36****Conference Championships****27****NCAA Tournament Appearances****21****WNBA Players****19****Conference Players of the Year****17****30-Plus Win Seasons****16****Kodak All-Americans****8****National Title Games (79, 81, 82, 83, 87, 88, 94, 98)****8****Women's Basketball Hall of Famers****4****Olympians (Mulkey, Lawrence, Weatherspoon, Lacy)****3****National Championships (81, 82, 88)****3****Wade Trophy Winners (Kelly, Lawrence, Weatherspoon)****3****Naismith Basketball Hall of Famers (Barmore, Weatherspoon, Mulkey)****2****WNBA Rookies of the Year (Lennox - 2000, Ford - 2003)**

2021-22 LOUISIANA TECH WOMEN'S BASKETBALL

1		AUTUMN SMITH • Fr. • G • 5-7 • Arlington, Texas <u>PTS</u> <u>RBS</u> <u>STLS</u> <u>FG%</u> <u>3FG</u> <u>FT%</u> 0.7 0.3 0.9 42.9 0.0 0.0	<ul style="list-style-type: none"> • Led Martin HS to the 35-5 record and a district, bi-district and regional quarterfinal championship • Named a Class 6A TGCA All-State, All-District and Academic All-District selection as a junior • Collected two points and two steals in her first game as a Lady Techster
2		KEIUNNA WALKER • Jr. • G • 5-6 • Lonoke, Ark. <u>PTS</u> <u>RBS</u> <u>STLS</u> <u>FG%</u> <u>3FG</u> <u>FT%</u> 16.9 3.3 1.8 40.3 20.6 79.4	<ul style="list-style-type: none"> • Named 2nd Team All-Conference USA (2020-21) • Became 43rd Lady Techster to surpass 1,000 career points with 17 points against Southern Miss. • Took her 100th career charge against Southern Miss on Jan. 9. • Leads LA Tech with 19 charges drawn this season (had 42 on 2021-21 and 29 in 2019-20)
3		ROBYN LEE • Fr. • G • 5-8 • Moss Point, Miss. <u>PTS</u> <u>RBS</u> <u>ASTS</u> <u>FG%</u> <u>3FG</u> <u>FT%</u> 5.5 3.4 1.0 35.9 30.0 55.0	<ul style="list-style-type: none"> • Saw action in 18 games as a true freshman last season • Score 10 points in her first game as a Lady Techster • Scored a career-high 17 points in 95-48 win over LSU-Alexandria • 2020-21 C-USA Commissioner's Honor Roll • Interdisciplinary Studies major
4		LOTTE SANT • So. • G • 6-1 • Amsterdam, The Netherland <u>PTS</u> <u>RBS</u> <u>AST</u> <u>FG%</u> <u>3FG</u> <u>FT%</u> 4.0 2.5 1.0 35.8 32.5 100.0	<ul style="list-style-type: none"> • 2019-20 C-USA Academic Medalist and two-time C-USA Commissioner's Honor Roll • Saw action in 24 games, making 23 starts last season • First LA Tech player to ever come from The Netherlands • Interdisciplinary Studies major (psychology, Spanish, and kinesiology)
10		SALMA BATES • So • G • 5-7 • Kenner, La. <u>PTS</u> <u>RBS</u> <u>AST</u> <u>FG%</u> <u>3FG</u> <u>FT%</u> 7.7 3.1 3.3 32.6 29.1 51.9	<ul style="list-style-type: none"> • Transferred to LA Tech after two seasons with Tulane • Dished six assists in the Lady Techsters 95-48 win over LSU-Alexandria • Scored a career-high 16 points in the Lady Techsters 77-48 win over Nicholls State • Averaged 3.9 points and 2.0 assists during her two season with the Green Wave • Communications Major
12		GABBIE GREEN • Sr. • G • 5-7 • Bellville, Texas <u>PTS</u> <u>RBS</u> <u>ASTS</u> <u>FG%</u> <u>3FG</u> <u>FT%</u> 0.0 0.0 0.0 0.0 0.0 0.0	<ul style="list-style-type: none"> • Transferred to LA Tech from Pittsburgh • Started 47-out-of 48 games with the Panthers • Averaged 8.3 points, 2.8 rebounds and 1.0 assist per game last season • Helped her South Plains College to first-ever No. 1 national ranking as a sophomore • Tabbed NJCAA First Team All-America as a sophomore at South Plains College
14		RHI OCKWELL • Fr. • F • 6-1 • Kilsyth, Victoria, Australia <u>PTS</u> <u>RBS</u> <u>ASTS</u> <u>FG%</u> <u>3FG</u> <u>FT%</u> 1.0 1.0 0.0 66.7 50.0 0.0	<ul style="list-style-type: none"> • First LA Tech player to ever come from Australia • Averaged 16.2 points and 8.1 rebounds per game for Box Hill Senior Secondary College • Led Box Hill to a 2019 Seniors Australian School Championship • Represented Victoria in the School Sports Australian nationals winning a bronze medal • Interdisciplinary Studies major
15		JADONNA DAVIS • Sr • C • 6-5 • Buckatunna, Miss. <u>PTS</u> <u>RBS</u> <u>BLK</u> <u>FG%</u> <u>3FG</u> <u>FT%</u> 2.4 1.9 0.4 30.0 0.0 69.2	<ul style="list-style-type: none"> • Nickname is JD • Transferred to Tech from South Alabama • Averaged 4.9 points and 3.1 rebounds in 21 games last season • Scored a season-high 10 points in 10 minutes of action against Miss. Valley State • Nutrition and Dietetics graduate major
23		SILVIA NATIVI • Fr. • G • 5-10 • Ferrara, Italy <u>PTS</u> <u>RBS</u> <u>ASTS</u> <u>FG%</u> <u>3FG</u> <u>FT%</u> 3.9 1.7 1.5 50.0 26.7 71.4	<ul style="list-style-type: none"> • Played on Italy's National team in the 2021 FIBA U19 World Cup this past summer • Helped LA Tech to a 95-48 win over LSU-Alexandria with 13 points • First LA Tech player to ever come from Italy • Played for Pallacanestro Vigarano in the Serie A1 in 2018-19 and 2019-20 against several WNBA players • Interdisciplinary Studies major
24		AMAYA BRANNON • Fr. • G • 5-11 • Plano, Texas <u>PTS</u> <u>RBS</u> <u>STLS</u> <u>FG%</u> <u>3FG</u> <u>FT%</u> 6.9 4.5 1.2 39.4 28.6 62.9	<ul style="list-style-type: none"> • Named Conference USA Freshman on the Week on Nov. 15, 2021 • Became 13th true freshman since 2000-01 to start season opener. • Scored a season-high 15 points in the win over Nicholls State • Honored as a McDonalds All-American as a senior • Interdisciplinary Studies major
32		KATE THOMPSON • Fr. • F • 6-2 • Denham Springs, La. <u>PTS</u> <u>RBS</u> <u>BLK</u> <u>FG%</u> <u>3FG</u> <u>FT%</u> 3.9 2.0 0.6 49.0 0.0 91.7	<ul style="list-style-type: none"> • Transferred to Tech from Wisconsin • Set new career-high with 14 points while grabbing eight rebounds at McNeese State • Tied her career-high with nine points in her first game as a Lady Techster • Kinesiology and Health major
33		MACKENZIE WURM • Fr. • F • 6-3 • Allen, Texas <u>PTS</u> <u>RBS</u> <u>BLK</u> <u>FG%</u> <u>3FG</u> <u>FT%</u> 2.3 2.1 0.5 33.3 0.0 80.0	<ul style="list-style-type: none"> • Helped lead Allen HS to the school's first ever trip to the Texas State HS Tournament as a sophomore • Named C-USA Freshman of the week after collecting her first career double-double with 12 points and 12 rebounds at McNeese State on Dec. 22 • Went 2-of-2 shooting while scoring 5 points in her first game as a Lady Techster
44		ANNA LARR ROBERSON • So. • F • 6-3 • Ruston, La. <u>PTS</u> <u>RBS</u> <u>BLK</u> <u>FG%</u> <u>3FG</u> <u>FT%</u> 13.2 9.7 1.1 48.9 20.0 83.6	<ul style="list-style-type: none"> • Collected her fifth double-double of the season with 18 points and 15 rebounds against USM on Jan. 9 • Earned Second Team All-State Honors from the Louisiana Sports Writers Association • Named to the C-USA Commissioner's Honor Roll in 2019-20 & 2020-21 • Management major

Head Coach Brooke Stoehr



BROOKE STOEHR KNOWS THE STORIED TRADITION OF LADY TECHSTER BASKETBALL. SHE WAS A BIG PART OF THAT HISTORY AS A PLAYER UNDER LEGENDARY HALL OF FAME HEAD COACH LEON BARMORE DURING HER FOUR YEARS IN RUSTON.

THIS FACT COMBINED WITH HER ALREADY ESTABLISHED TRACK RECORD OF WINNING ON THE HARDWOOD AS A HEAD COACH LED LOUISIANA TECH ATHLETICS DIRECTOR TOMMY MCCLELLAND TO NAME STOEHR THE SEVENTH HEAD COACH IN LADY TECHSTER BASKETBALL HISTORY IN APRIL OF 2016.

STOEHR CAME BACK TO HER ALMA MATER AFTER FOUR TREMENDOUSLY SUCCESSFUL YEARS AT NORTHWESTERN STATE, WHERE SHE GUIDED THE LADY DEMONS TO THREE POSTSEASON TOURNAMENTS, INCLUDING A PAIR OF NCAA TOURNAMENT APPEARANCES.

"I HAVE A DEEP PASSION FOR THIS PROGRAM AND HAVE A PERSONAL INVESTMENT IN IT FROM MY TIME HERE AS A STUDENT ATHLETE," SAID STOEHR. "I TAKE GREAT PRIDE AND RESPONSIBILITY IN LEADING THIS GROUP OF YOUNG WOMEN AND HELPING MOVE THE LADY TECHSTER PROGRAM FORWARD."

STOEHR SURPASSED THE 150-WIN MILESTONE WITH A ROAD WIN AT UAB LAST SEASON. STOEHR ENTERS THE 2021-22 SEASON WITH AN OVERALL RECORD OF 151-125, INCLUDING A 74-61 MARK IN RUSTON.

"BROOKE WAS THE LAST POINT GUARD I EVER COACHED AT LOUISIANA TECH," BARMORE SAID. "WHEN THINGS WERE TOUGH AND THE GAME WAS ON THE LINE, I WANTED BROOKE TO HAVE THE BALL. TO BE HONEST WITH YOU, I'M GLAD SHE HAS THE BALL NOW. I LOVE HER, AND I'M GLAD SHE IS IN CHARGE OF THIS PROGRAM."

WITH THE BALL IN HER COURT SO-TO-SPEAK, STOEHR RECORDED BACK-TO-BACK WINNING SEASONS DURING HER FIRST TWO YEARS AT THE HELM. AFTER BEING PICKED TO FINISH 12TH IN THE 14-TEAM CONFERENCE USA IN THE PRESEASON COACHES' POLL PRIOR TO 2016-17, STOEHR LED THE LADY TECHSTERS TO 18 WINS, A FOURTH-PLACE FINISH IN THE REGULAR SEASON STANDINGS AND THE PROGRAM'S FIRST NATIONAL POSTSEASON BERTH SINCE 2011 DURING HER FIRST YEAR.

LA TECH WON SEVEN STRAIGHT C-USA REGULAR SEASON GAMES DOWN THE STRETCH, ADVANCED TO THE SEMIFINALS OF THE LEAGUE TOURNAMENT BEFORE FALLING TO TOURNAMENT CHAMPION WKU AND THEN TOOK SMU TO OVERTIME IN DALLAS IN THE FIRST ROUND OF THE WNIT. SHE FOLLOWED THAT UP WITH A 19-12 RECORD IN 2017-18, A THIRD PLACE FINISH IN THE C-USA REGULAR SEASON AND A SECOND STRAIGHT BERTH IN THE WNIT. IT MARKED THE MOST WINS AND THE HIGHEST LEAGUE FINISH SINCE 2011-12.

THE TECHSTERS POSTED A WIN OVER BIG TEN FOE PENN STATE, ITS FIRST OVER A P5 PROGRAM SINCE 2011-12. LA TECH ALSO RECORDED A ROAD WIN OVER EVENTUAL C-USA REGULAR SEASON CHAMPION UAB, AND SNAPPED THE RICE OWL'S PROGRAM-RECORD 15-GAME WINNING STREAK.

SHE HAS ALSO SEEN SOME IMPRESSIVE WINS THE PAST FEW YEARS, INCLUDING WINS OVER P5 PROGRAMS IN ALABAMA AND OLE MISS. OTHER IMPRESSIVE WINS INCLUDE A ROAD WIN OVER A 14-1 UAB IN 2018-19 AS WELL AS A VICTORY OVER THE BLAZERS IN THE FIRST ROUND OF THE 2020 C-USA TOURNAMENT (FIRST TIME A 12 SEED HAD DEFEATED A 5 SEED IN THE EVENT).

STOEHR LEAD THE LADY TECHSTERS TO A 14-10 RECORD IN 2020-21, INCLUDING AN OVERTIME WIN ON THE ROAD AT MARSHALL TO OPEN UP CONFERENCE USA PLAY, AS WELL AS A FIRST ROUND WIN OVER THE THUNDERING HERD IN THE CONFERENCE USA TOURNAMENT.

OFF THE COURT, THE LADY TECHSTERS HAVE BEEN VERY INVOLVED IN THE LOCAL COMMUNITY, VOLUNTEERING COUNTLESS HOURS OF COMMUNITY SERVICE WITH A NUMBER OF ORGANIZATIONS, INCLUDING DART, BUDDY BALL, THE SPECIAL OLYMPICS AND ELEMENTARY SCHOOLS.

THE LADY TECHSTERS CONTINUED TO MAKE STRIDES IN THE CLASSROOM AS WELL. OVER THE PAST FIVE YEARS 33 PLAYERS WERE NAMED TO THE CONFERENCE USA COMMISSIONER'S HONOR ROLL, INCLUDING AA RECORD-HIGH SEVEN LADY TECHSTERS DURING THE 2020-21 SEASON. TAYLOR STAHLY BECAME THE FIRST TECHSTERS SINCE JOINING THE LEAGUE IN 2013 TO EARN A SPOT ON THE WOMEN'S BASKETBALL ALL-ACADEMIC TEAM, RECORDING THE HONOR IN BACK-TO-BACK SEASONS. STAHLY, LOTTE SANT AND ASHLEY SANTOS HAVE ALL EARNED THE C-USA COMMISSIONERS ACADEMIC MEDAL.

STAHLY, WHO FINISHED HER ACADEMIC CAREER WITH A PERFECT 4.0 GRADE POINT AVERAGE, WAS ALSO NAMED A GOOGLE CLOUD ACADEMIC ALL-AMERICAN IN 2018-19, JUST THE 16TH SUCH RECIPIENT OF THE HIGHEST ACADEMIC HONOR IN LOUISIANA TECH ATHLETICS HISTORY.

STOEHR INHERITED A NORTHWESTERN STATE WOMEN'S BASKETBALL PROGRAM THAT HAD WON A TOTAL OF SIX GAMES THE PREVIOUS SEASON. IN FOUR SEASONS, NSU COMPILED A RECORD OF 71-58 AS THE LADY DEMONS WON BACK-TO-BACK SOUTHLAND CONFERENCE TOURNAMENT CHAMPIONSHIPS IN 2014 AND 2015. THOSE VICTORIES PRODUCED THE FIRST CONSECUTIVE NCAA TOURNAMENT APPEARANCES IN PROGRAM HISTORY.

IN HER LAST SEASON IN NATCHITOCHE, NORTHWESTERN STATE EARNED AN APPEARANCE IN THE WOMEN'S BASKETBALL INVITATIONAL, EXTENDING ITS RUN OF NATIONAL POSTSEASON APPEARANCES TO THREE.

OFF THE COURT, STOEHR DEMANDS JUST AS MUCH OR MORE FROM HER PLAYERS AND THE NUMBERS PROVE IT. IN THE CLASSROOM, NORTHWESTERN STATE FINISHED WITH THE NATION'S 16TH-BEST CUMULATIVE GPA (3.461) IN THE 2014-15 SEASON AND HAD THE FIFTH-HIGHEST AMONG NCAA TOURNAMENT TEAMS THAT SEASON. THE TEAM GPA FOR THE FALL 2015 SEMESTER WAS 3.48, TRENDING NSU TOWARD ANOTHER HIGH RANKING NATIONALLY WHEN THE 2015-16 REVIEW IS RELEASED THIS SUMMER BY THE WOMEN'S BASKETBALL COACHES ASSOCIATION.

EACH PLAYER WHO COMPLETED HER ATHLETIC ELIGIBILITY DURING THE STOEHR'S TENURE EARNED A DEGREE FROM NORTHWESTERN STATE. "BROOKE NEEDS NO INTRODUCTION TO LOUISIANA TECH UNIVERSITY," SAID BAYLOR HEAD COACH KIM MULKEY. "SHE IS LADY TECHSTER BASKETBALL! HER HISTORY WITH THE PROGRAM SPEAKS VOLUMES. SHE WAS LOVED AS A LADY TECHSTER PLAYER, AND SHE WILL BE LOVED AS THE HEAD COACH."

IN ADDITION TO HER TIME AT NORTHWESTERN STATE, STOEHR SPENT TIME AS AN ASSISTANT COACH AT TEXAS TECH (2009-12), SOUTHERN MISSISSIPPI (2008-09), LA TECH (2005-08) AND UALR (2003-05).

STOEHR PLAYED FOR THE LADY TECHSTERS FROM 1998 THROUGH 2002 AND HELPED GUIDE THE PROGRAM TO FOUR NCAA TOURNAMENT APPEARANCES, TWO ELITE EIGHTS AND ONE FINAL FOUR. SHE ENDED HER LA TECH CAREER AS THE NCAA'S ALL-TIME LEADER IN FREE THROW PERCENTAGE.

BROOKE AND HUSBAND SCOTT HAVE A 11-YEAR-OLD DAUGHTER, AUBREY, AND A 9-YEAR-OLD SON, COOPER.

Year	School	Record	Conference	Finish	Postseason
2012-13	NORTHWESTERN STATE	12-18	7-11	8th	None
2013-14	NORTHWESTERN STATE	21-13	11-7	4th*	NCAA, L, 1st Rd
2014-15	NORTHWESTERN STATE	19-15	10-8	5th*	NCAA, L, 1st Rd
2015-16	NORTHWESTERN STATE	19-12	13-5	2nd	WBI, L, 1st Rd
2016-17	LA TECH	18-14	12-6	4th	WNIT, L, 1st Rd
2017-18	LA TECH	19-12	10-6	3rd	WNIT, L, 1st Rd
2018-19	LA TECH	14-16	6-10	10th	None
2019-20	LA TECH	15-15	6-12	12th	
2020-21	LA TECH	14-10	8-8	4th/West Division	None
2021-22	LA TECH	8-7	0-4		
Totals		159-132	82-76		

*, Won the Southland Conference Tournament

Numerical Roster

# Name	Pos.	Ht	Cl/Exp.	Hometown (Last School)
1 Autumn Smith	G	5-7	Fr./HS	Arlington, Texas (Martin HS)
2 Keiunna Walker	G	5-6	Jr./3L	Lonoke, Ark. (Lonoke HS)
3 Robyn Lee	G	5-8	Fr./1L	Moss Point, Miss. (Moss Point HS)
4 Lotte Sant	G	6-1	So./2L	Amsterdam, The Netherlands (Calandlyceum HS)
10 Salma Bates	G	5-7	So./2L	Kenner, La. (Tulane)
12 Gabbie Green	G	5-7	Sr./4L	Bellville, Texas (Pittsburgh)
14 Rhi Ockwell	F	6-1	Fr./HS	Kilsyth, Victoria, Australia (Box Hill Senior Secondary College)
15 Jadona Davis	C	6-5	Sr./4L	Buckatunna, Miss. (South Alabama)
23 Silvia Nativi	G	5-10	Fr./HS	Ferrara, Italy (Istituto di Istruzione Superiore Benedetto Varchi)
24 Amaya Brannon	G	5-11	Fr./HS	Plano, Texas (Plano Senior HS)
32 Kate Thompson	F	6-2	Fr./1L	Denham Springs, La. (Wisconsin)
33 Mackenzie Wurm	F	6-3	Fr./HS	Allen, Texas (Allen HS)
44 Anna Larr Roberson	F	6-3	So./2L	Ruston, La. (Cedar Creek HS)

By Location

Arkansas (1)

Keiunna Walker

Louisiana (3)

Salma Bates
Anna Larr Roberson
Kate Thompson

Mississippi (2)

Robyn Lee
Jadona Davis

Texas (4)

Autumn Smith
Gabbie Green
Amaya Brannon
Mackenzie Wurm

Coaching and Support Staff

Title	Name	Experience	Alma Mater
Head Coach	Brooke Stoehr	6th Year	LA Tech, '02
Assistant Coach	Scott Stoehr	6th Year	Nebraska-Wesleyan, '97
Assistant Coach	Bojan Jankovic	3rd Year	College of the Ozarks, '06
Assistant Coach	Kasondra McKay	2nd Year	North Texas, '12
Director of Operations	Nick Long	6th Year	ULM, '12
Assistant Director of Comm.	Patrick Davis	1st Year	Wayne State College (Neb.), '19
Head Athletic Trainer	Mandy Miller	9th Year	UAB, '96
Strength/Conditioning Coach	Charlotte Matheson-Watts	1st Year	Lincoln Memorial
Academics Counselor	Ryan Amodei	2nd Year	
Administrative Assistant	Kim Tanner	17th Year	LA Tech
Graduate Manager	Caleb Thomas	1st Year	LA Tech '21
Manager	Anja Jankovic	3rd Year	
Manager	Jonathan Walker	3rd Year	
Manager	Parker Brown	2nd Year	
Manager	Isabella Dunbar	1st Year	

International (3)

Lotte Sant (Netherlands)
Rhi Ockwell (Australia)
Silvia Nativi (Italy)

By Class

Freshman (7)

Amaya Brannon
Robyn Lee
Silvia Nativi
Rhi Ockwell
Autumn Smith
Kate Thompson
Mackenzie Wurm

Sophomores (3)

Salma Bates
Anna Larr Roberson
Lotte Sant

Juniors (1)

Keiunna Walker

Seniors (2)

Jadona Davis
Gabbie Green

The Names

#2 Keiunna (KEY-ah-nuh) Walker
#4 Lotte (LOW-tuh) Sant (Sah-nt)
#14 Rhi (REE) Ockwell
#15 Jadona (Juh-Donna) Davis
#23 Silvia Nativi (Nuh-TEE-vee)
#24 Amaya (A-maya) Brannon (Bran-non)
#33 Mackenzie Wurm (Worm)
#44 Anna Larr Roberson (ROBB-ers-son)
Bojan (BOY-yen) Jankovic (YAHN-ko-vitch)



**2021-22 Preseason
C-USA Polls and Team**

COACHES POLL

1. CHARLOTTE (6)
2. OLD DOMINION (6)
- T3. MIDDLE TENNESSEE (2)
- T3. NORTH TEXAS
- T3. UTEP
6. LOUISIANA TECH
7. FIU
8. RICE
9. MARSHALL
10. FLORIDA ATLANTIC
11. UAB
12. WKU
13. SOUTHERN MISS
14. UTSA

ALL-CONFERENCE

- *Quincy Noble, North Texas
- *Octavia Jett-Wilson, Charlotte
- Iggy Allen, Old Dominion
- Katia Gallegos, UTEP
- Savannah Wheeler, Marshall
- Amari Young, Old Dominion
- Jada McMillian, Charlotte
- Ajah Wayne, Old Dominion
- *, Preseason co-POY

Statistical Comparison



Record	8-7, 0-4	4-11, 1-3
PG	65.4	53.1
PPGA	57.7	65.5
FG%	.402	.311
3FG%	.279	.200
FT%	.745	.682
DFG%	.389	.378
D3FG%	.347	.289
Reb Margin	+2.1	+3.5
Assists pg	11.9	8.5
T/O pg	15.9	20.7
Steals pg	9.4	7.9
Blocks pg	3.5	3.0

Today's Game Notes

Series History

Louisiana Tech and UTSA meet for the 20th times in women's basketball as the Lady Techsters lead the all-time series 14-5. LA Tech is 5-2 all-time in games played in Ruston. LA Tech defeated UTSA twice in San Antonio last year (69-51 and 74-48). Three of UTSA's five wins in the series have come by two points or less and all three of those wins came on last second field goals. Tech has won the last three meeting between the two schools, but has not won inside the Thomas Assembly Center since Jan. 5, 2018.

All-Time: Tech leads 14-5
 in Ruston: LA Tech 5-2
 in San Antonio: LA Tech 6-3
 at Neutral Site: Tech leads 3-0

- 1984-85 LA Tech 80-39 Dallas
- 2005-06 LA Tech 75-67 Houston
- 2009-10 LA Tech 82-72 San Antonio
- 2012-13 UTSA 51-50 Ruston
- 2012-13 LA Tech 79-73 San Antonio
- 2012-13 LA Tech 85-58 Las Vegas
- 2013-14 LA Tech 71-50 Ruston
- 2014-15 LA Tech 79-74 Ruston

- 2014-15 UTSA 60-53 San Antonio
- 2015-16 LA Tech 82-72 OT San Antonio
- 2015-16 LA Tech 75-66 Ruston
- 2016-17 UTSA 64-62 San Antonio
- 2016-17 LA Tech 77-71 Ruston
- 2017-18 LA Tech 63-55 Ruston
- 2018-19 UTSA 70-68 San Antonio
- 2019-20 UTSA 82-73 Ruston
- 2019-20 LA Tech 69-30 San Antonio
- 2020-21 LA Tech 69-51 San Antonio
- 2020-21 LA Tech 74-48 San Antonio

LA Tech vs. C-USA Schools

Louisiana Tech is 152-101 all-time against current members of Conference USA.

Western Kentucky	27-24
Old Dominion	17-9
Rice	15-14
North Texas	13-4
UTEP	14-8
FIU	12-1
UTSA	14-5
Southern Miss	10-12
Florida Atlantic	7-1
Middle Tennessee	6-8
Charlotte	5-5
UAB	6-6
Marshall	6-5

Lady Techsters Record When ...

At Home.....	5-1	Outrebounds Opponent.....	7-1	Shoots more FT than opponents.....	8-4
On the Road.....	2-6	Opponent outrebounds Tech.....	0-6	Less than opponents.....	0-3
At Neutral Site.....	1-0	Rebounds are even.....	1-0	Same.....	0-0
Leading End of 1st Qtr.....	8-3	Commits 15 or more turnovers.....	6-4	More assists than opponents.....	5-1
Trailing End of 1st Qtr.....	0-4	Less than 15.....	2-3	Fewer.....	2-6
Tied End of 1st Qtr.....	0-0	Forces 15 or more turnovers.....	8-3	Same.....	1-0
Leading At Half.....	8-1	Less than 15.....	0-4	More Steals than opponents.....	3-2
Trailing At Half.....	0-5	Shoots .500 or better.....	2-0	Fewer.....	3-5
Tied At Half.....	0-1	.400-.499.....	3-2	Same.....	2-0
Leading End of 3rd Qtr.....	8-2	.300-.399.....	2-2	In White Uniforms.....	5-1
Trailing End of 3rd Qtr.....	1-5	Less than .300.....	1-3	Blue Uniforms.....	1-4
Tied end of 3rd Qtr.....	0-0	Opponents shoot .500 or better.....	0-1	Red Uniforms.....	2-2
In Overtime.....	0-0	.400-.499.....	2-4	Pink Uniforms.....	0-0
Tech Scores Less Than 60.....	0-6	.300-.399.....	4-2	Record on Monday.....	1-0
60-69.....	3-1	Less than .300.....	2-0	Tuesday.....	1-0
70-79.....	3-0	Attempts 20 or more 3-pt. FG.....	1-1	Wednesday.....	1-0
80-89.....	0-0	10-19.....	4-5	Thursday.....	1-2
90-99.....	2-0	Less than 10.....	3-1	Friday.....	3-1
100+.....	1-0	Opponent attempts 20 or more 3-pt. FG.....	2-2	Saturday.....	0-2
Opponent Scores Less Than 60.....	8-1	10-19.....	6-4	Sunday.....	1-2
60-69.....	0-6	Less than 10.....	0-1	Record in November.....	4-2
70-79.....	0-0			December.....	4-2
80-89.....	0-0			January.....	0-3
90-99.....	0-0			February.....	0-0
100+.....	0-0			March.....	0-0
Margin is 21 or more.....	4-0				
16-20.....	2-2				
10-15.....	1-3				
6-9.....	0-1				
3-5.....	1-1				
2.....	0-0				
1.....	0-0				



In Season Notes

Southern Miss 65, LA Tech 60 (Jan. 13)

- *LA Tech falls to 10-12 in the all-time series against Southern Miss and has now lost the last six games played in Hattiesburg.
- *The Lady Techsters fell to 0-4 in conference play for the first time since the 2013-14 season.
- *Keiunna Walker scored a game-high 19 points on 9-of-16 shooting. Walker has now scored in double-figures in 15 straight games.
- *Walker collected her 100th career steal.
- *Anna Larr Roberson collected her sixth double-double of the season and the 13th of her career with 15 points and 10 rebounds.
- *Roberson has now scored in double-figures in eight straight games and has grabbed double figure rebounds in seven games this season.
- *Tech was outrebounded 30-29 and collected a season-low three steals.

Southern Miss 65, LA Tech 59 (Jan. 9)

- *LA Tech falls to 10-11 all-time against Southern Miss.
- *The Lady Techsters fell 586-100 all-time in games played in Ruston.
- *Keiunna Walker became the 43rd Lady Techster in program history to surpass the 1,000 career points plateau with 17 points.
- *Walker took her 100th career charge and 19th of the season.
- *Anna Larr Roberson recorded her fifth double-double of the season with a team-high 18 points and 15 rebounds.
- *Tech outrebounded Southern Miss 39-36
- *Tech dished out 18 assists on 23 made field goals.

Western Kentucky 64, LA Tech 50 (Jan. 1)

- *The Lady Techsters falls to 27-24 all-time against the Lady Toppers and to 9-15 in games played in Bowling Green.
- *Tech shot just 29.6 percent from the field, going 16-of-54 from the field.
- *Tech turned the ball over 23 times, its second most of the season and most in a conference game since turning it over 27 time at Marshall on Jan. 24, 2019.
- *The Lady Techsters forced 29 Western Kentucky turnovers but only turned those into 22 points.
- *Keiunna Walker scored a team-high 18 points, extending her double-figures scoring streak to 14 games.
- *Anna Larr Roberson added 14 points and a team-high eight rebounds for the Lady Techsters.

Marshall 62, LA Tech 44 (Dec. 30)

- *The Lady Techsters fell to 6-5 all-time against Marshall, including a 4-4 mark in Huntington.
- *LA Tech fell to 25-10 all-time in conference openers. The Lady Techsters are just 3-6 in conference openers since joining Conference USA in 2013.
- *Tech's 44 points marks the ninth lowest point total in school history. It matched the season-low, set at Ole Miss on Nov. 19.
- *Keiunna Walker extended her streak of scoring in double-figures to 13 straight game with 21 points and is just one of four players to have scored in double-figures in every game this season.
- *Walker has scored 20 or more points in 14 game in her career, including three times this season.
- *Anna Larr Roberson surpassed 600 career points by scoring 12

points tonight. It was her 30th career game scoring in double-figures.

- *Roberson also grabbed a team-high seven rebounds, while tying her career-high dishing out three assists.

LA Tech 74, McNeese State 57 (Dec. 22)

- *The Lady Techsters improve 24-7 all-time against the Cowgirls and 7-4 in games played at McNeese State
- *Tech broke a 37-year record by making 40 free throws against the Cowgirls.
- *Tech's 40 made free throws are the most by any team in the NCAA this season and the third most in C-USA history.
- *Amaya Brannon scored a season-high 16 points to lead the Lady Techsters.
- *Mackenzie Wurm secured her first career double-double with 12 points and 12 rebounds while adding three blocks.
- *Kate Thompson made her first start as a Lady Techster, collecting a new career-high 14 points and eight rebounds.
- *Keiunna Walker contributed 12 points and has now scored in double-figures in 12 straight games.
- *Silvia Nativi made her first career start as a Lady Techster, pulling in a new season-high six rebounds.
- *The Lady Techsters shot just 28.1 percent from the field, its lowest mark of the season. It was the first win when shooting under 30 percent from the field since defeating Marshall with a 28.9 percent shoot performance on January 1, 2021.
- *The Lady Techsters collected a season-high 58 rebounds, the most since grabbing 66 at UTSA on March 5, 2020.

UL-Lafayette 69, LA Tech 57 (Dec. 19)

- *The Lady Techsters fall to 41-3 all-time against UL-Lafayette and 16-3 in games played in Lafayette.
- *Salma Bates led Tech with 15 points, one-point shy of her career-high, on four three-pointers.
- *Keiunna Walker reached double-figures for the 51st time in her career with 12 points this afternoon.
- *Anna Larr Roberson recorded her fourth double-double this season with 10 points and 11 rebounds.
- *The Lady Techsters forced the Ragin' Cajuns into 18 turnovers while only turning the ball over 11 times.
- *LA Tech grabbed 15 offensive rebounds leading to 20 second chance points and 26 points in the paint.
- *UL-Lafayette shot 73.9 percent in the second half and a season-high 56.0 percent from the field.

LA Tech 77, Sam Houston 52 (Dec. 10)

- *The Lady Techsters improve to 3-0 all-time against Sam Houston, including a 2-0 mark in Ruston.
- *LA Tech extends its home winning streak against non-conference opponents to 16 straight games, the fourth longest in school history.
- *Keiunna Walker tied her season-high with 26 points, on 10-of-15 shooting. It was her 13th time scoring 20+ points in a game.
- *Kate Thompson set a new career-high by scoring 10 points on 5-of-6 shooting.
- *Tech outrebounded Sam Houston 29-27, the fifth time this season outrebounding its opponents.
- *The Lady Techsters forced Sam Houston into 25 turnovers,

fourth time this season forcing 20 or more turnovers.

LA Tech 69, Mississippi Valley State 56 (Dec. 5)

- * LA Tech improves to 2-0 all-time against Mississippi Valley State.
- * The Lady Techsters have now won 15 straight non-conference home contests.
- * Anna Larr Roberson surpassed 400 career rebounds while collecting her 10th career double-double with 18 points and a new career-high 15 rebounds.
- * Keiunna Walker dished out a career-high eight assists while surpassing 900 career points with 11 points today against the Devilettes.
- * Jadona Davis scored a season-high 10 points and tied her season-high with four rebounds.
- * Robyn Lee grabbed a career-high seven rebounds, including five on the offensive end of the floor.
- * Lotte Sant scored a season-high nine points on a trio of three-pointers.

LA Tech 64, ULM 48 (Dec. 2)

- * LA Tech improves to 48-9 all-time against ULM, including a 19-7 mark in games played in Monroe.
- * Anna Larr Roberson collected her ninth career double-double with a game-high 20 points and 14 rebounds.
- * Roberson has now collected double-digit rebounds in three straight games, the longest streak in her career. Her 14 rebounds also ties her career-high set last season against Marshall.
- * Keiunna Walker reached double-figures in her ninth straight game with 11 points. She is one of just six players in Conference USA to have scored in double-figures in every game their team has played in this season.

* Salma Bates grabbed a season-high five rebounds while dishing out four assists and scoring eight points.

*The Lady Techsters outrebounded the Warhawks 46-34, the fourth time outrebounding the opponent this season and a season-high 46 rebounds.

Colorado 59, LA Tech 48 (Nov. 27)

- * LA Tech falls to 3-2 all-time against Colorado, including a 1-2 mark in Boulder, Colo.
- * Keiunna Walker scored a game-high 17 points, all in the second half, her eighth straight game in double-figures and her 47th career game in double figures.
- * Anna Larr Roberson collected a game-high 11 rebounds while adding eight points. Her 11 rebounds were her 12th career game with double-digit rebounds.
- * Colorado out-rebounded Tech 40-36 and controlled the paint outscoring the Lady Techsters 40-24 down low.
- * The Buffalos dished out 18 assists on 25 made baskets compared to just two assists for Tech.

LA Tech 60, Boise State 57 (Nov. 26)

- *LA Tech improves to 17-7 all-time against Boise State. The Lady Techsters are also a perfect 5-0 against the Broncos at neutral sites.
- *Bates' three as time expired was the first buzzard-beater for Tech since Whitney Frazier hit a three-pointer to lift Lech to a 64-62 win over Idaho on Feb. 16, 2013.
- *Anna Larr Roberson collected her eighth career double-double scoring a game-high 17 points and grabbing a game-high 13 rebounds.
- *Keiunna Walker scored 14 points, her seventh straight game in double-figures and her 46th career game in double figures.

LA Tech 2020-21 Specialty Stats

Game	W/L	Points in the Paint			Pts Off Turnovers			2nd Chance Points			Bench Points		
		Tech	Opp	Diff	Tech	Opp	Diff	Tech	Opp	Diff	Tech	Opp	Diff
Jarvis Christian	W	62	14	+48	43	3	+40	22	11	+11	31	14	+17
LSU-Alexandria	W	48	12	+36	35	21	+14	9	5	+4	32	23	+9
Ole Miss	L	18	30	-12	19	13	+6	3	11	-8	6	31	-25
Nicholls State	W	38	12	+26	29	8	+21	15	18	-3	13	7	+6
Boise State	W	26	34	-8	16	13	+3	6	12	-6	10	19	-9
Colorado	L	24	40	-16	11	11	--	8	7	+1	2	18	-16
ULM	W	26	26	--	19	6	+13	17	11	+6	9	16	-7
Miss. Valley State	W	36	16	+20	14	16	-2	10	8	+2	23	16	+7
Sam Houston	W	50	28	+22	29	19	+10	10	10	--	29	9	+20
UL-Lafayette	L	26	34	-8	15	15	--	20	8	+12	8	18	-10
McNeese State	W	18	14	+4	19	12	+7	27	7	+20	27	26	+1
Marshall	L	30	20	+10	2	20	-18	6	16	-10	4	10	-6
WKU	L	26	26	--	22	19	+3	5	5	--	10	13	-3
USM	L	26	28	-2	17	8	+9	10	7	+3	4	9	-5
USM	L	26	32	-6	8	12	-4	8	8	--	14	13	+1
UTSA													
UAB													
FAU													
FIU													
Charlotte													
UTEP													
UTSA													
Rice													
NT													
ODU													
UAB													
Totals		480	366	+114	298	196	+102	176	144	+32	222	242	-20

- *Salma Bates tied her season-high with six assists while adding 11 points
- *Roberson tied her career-high with four blocks against the Broncos today.
- *Amaya Brannon collected a season-high nine rebounds, while contributing eight points on offense.

LA Tech 77, Nicholls State (Nov. 22)

- *LA Tech improves to 19-1 all-time against Nicholls State.
- *The Lady Techsters are also a perfect 10-0 against the Colonels in Ruston.
- *The Lady Techsters forced 29 Nicholls State turnovers, the 102nd times forcing 20 or more turnovers in a game since the start of the 2010-11 season.
- *Tech collected a season-high 20 steals against the Colonels. The 20 steals were the most steals in a game since collecting 20 steals at Fresno State on Jan. 13, 2011.
- * Keiunna Walker scored a game-high 18 points, her 45th career game of scoring in double-figures.
- *Salma Bates recorded a career-high 16 points on 6-of-10 shooting while adding five steals.
- *Amaya Brannon scored a season-high 15 points and collected a season-high five steals.

Ole Miss 62, LA Tech 44 (Nov. 19)

- * LA Tech falls to 7-4 all-time against Ole Miss.
- * Keiunna Walker scored a game-high 18 points, her 44th double-figure performance of her career.
- * The Lady Techsters shot 29.5 percent from the floor, their lowest since shooting 27.8 percent at Southern Miss last season.
- * Robyn Lee tied her career-high by grabbed a team-high five rebounds.
- * Ole Miss outrebounded the Tech 50-29, the most rebounds allowed since Missouri State grabbed 50 on Dec. 20, 2018.

LA Tech 95, LSU-Alexandria 48 (Nov. 12)

- * LA Tech moves to 5-0 all-time against LSU-Alexandria.
- * Robyn Lee led the Lady Techsters with 17 points, setting a new career high.
- * Tech shot 61.9 percent (39-of-63) from the field, the first time shooting above 60 percent in a game since shooting 62.5 percent in a 106-85 win over Southern Miss on February 9, 2019.
- * LA Tech outrebounded the Generals 42-30, while holding LSU-Alexandria to just 30.2 percent shooting.
- * 11-of-the-12 Lady Techsters that played scored, while all 12 collected at least one rebound.
- * Salma Bates dished out six assists, one shy of tying her career-high, while setting a new career-high with five steals.

LA Tech 103, Jarvis Christian College 53 (Nov. 9)

- * LA Tech moved to 1-0 all-time against Jarvis Christian College.
- * LA Tech improved to 35-12 all-time in season openers, including five straight win.
- *All 12 Lady Techsters scored at least two points with 10 Lady Techsters grabbing atleast one rebound.
- *Keiunna Walker scored a game-high 26 points, two shy of her career-high.
- * LA Tech collected 19 steals forcing Jarvis Christian College into 33 turnovers, the most steals and turnovers forces since

2007.

Stoehr as a Techster

Brooke (Lassiter) Stoehr played for Louisiana Tech from 1998-2002 and helped guide the program to four straight regular season conference titles, four straight tournament titles, four straight NCAA Tournament appearances and a berth in the 1999 NCAA Final Four.

- * Overall record of 119-16 record
- * Record of 61-1 in regular season league games
- * Record of 11-0 in conference tournament games
- * 4 regular season titles (3 Sun Belt, 1 WAC)
- * 4 conference tournament titles (3 Sun Belt, 1 WAC)
- * 4 NCAA Tournaments
- * 1 Final Four (1999)
- * 2 Elite Eights (1999, 2000)

Stoehr Era in Ruston

Brooke Stoehr is the seventh head coaches in Louisiana Tech Lady Techster basketball history. She was hired in late April of 2016, with her husband Scott Stoehr, following the resignation of former LA Tech head coach Tyler Summitt.

Head Coach	Years	Record
Sonja Hogg	1974-85	307-55
Leon Barmore	1982-2002	576-87
Kurt Budke	2002-2005	80-16
Chris Long	2005-2009	71-44
Teresa Weatherspoon	2009-2014	99-71
Tyler Summitt	2014-16	30-31
Brooke Stoehr	2016-present	88-74

All-Time Wins by Coach

Brooke Stoehr entered the 2021-22 season with 80 career wins at Louisiana Tech. She moved into fourth place with a win over Jarvis Christian College and into third by the end of the season.

1. Leon Barmore 576
2. Sonja Hogg 307
3. Teresa Weatherspoon 99
- 4. Brooke Stoehr 88**
5. Kurt Budke 80
6. Chris Long 71
7. Tyler Summitt 30

Head Coaching Debuts

Louisiana Tech head coaches are 4-3 all-time in their first game on the sideline for the Lady Techsters.

Sonja Hogg	1974-75 L, Southeastern LA, 59-55
Leon Barmore	1982-73 W, Mississippi College, 95-62
Kurt Budke	2002-03 W, #7 Texas Tech, 85-76
Chris Long	2005-06 L, WKU, 80-59
Teresa Weatherspoon	2008-09 W, Hawaii 68-56
Tyler Summitt	2014-15 W, Stephen F. Austin, 76-69
Brooke/Scott Stoehr	2016-17 L, LSU, 77-73

Walker Joins 1,000-Point Club

Junior Keiunna Walker become just the 43rd Lady Techsters in program history to surpass the 1,000 career points. Walker passed the milestone with 17 points against Southern Miss on Jan. 9. She is the first Lady Techsters to surpass 1,000 career points since Kierra Anthony crossed the mark during the 2017-18 season. The Lonark, Arkansas native is averaging 16.9 points per game while shooting 40.3 percent from the field this season.

Cleaning the Glass

After not recording a double digit rebounding game in the first four games of the season, third year sophomore Anna Larr Roberson registered a stretch of four straight game with double-digit rebounds. Roberson entered the season with 10 double digit rebound games, and has since added seven to that number. The Ruston, native had just 25 rebounds through the first four games, but has dominated the boards since then pulling down 111 boards.

10-plus Rebound Games

- 13 vs. Boise State (11/26/21)
- 11 at Colorado (11/27/21)
- 14 at ULM (12/2/21)
- 15 vs. Mississippi Valley State (12/5/21)
- 11 at UL-Lafayette (12/19/21)
- 15 vs. Southern Miss (1/9/22)
- 10 at Southern Miss (1/13/22)

On The Double

Sophomore Anna Larr Roberson has made her presence known as one of the top post players in the conference so far this season. Roberson collected second double-double of the season against Southern Miss with 15 points and 10 rebounds on the road on Jan. 13.

Roberson, who currently has 13 career double-doubles, dropped an 18 point and a new career-high 15 rebounds double-double against Southern Miss on Jan. 9.

She became the first time a Lady Techsters to grab double digit rebounds in four straight games since Jasmine LeBlanc grabbed 10 or more rebounds in six straight contests in the 2016-17 season, earlier this season after posting another 18 point, 15 rebounds game against Mississippi Valley State on Dec. 5.

Roberson has also collected double-doubles this year against Boise State (17 points, 13 rebounds), at ULM (20 points, 14 rebounds) and at UL-Lafayette (10 points. 11 rebounds.)

We Will Just Charge It

Junior Keiunna Walker took a pair of charges against Southern Miss on Jan. 9, surpassing 100 career charges taken. Walker led the Lady Techsters in charges last season with 42 while the Lady Techster took 74 as a team.

Louisiana Tech took eight charges in the season opener against Jarvis Christian College and have since added to that total in nearly every game. Keiunna Walker leads the charge with 19 charges drawn with Amaya Brannon following with eight so far this season. Here is a look at the individual leaders for charges.

Player	2021-22	Career
Keiunna Walker	19	100
Amaya Brannon	8	8
Anna Larr Roberson	0	3

Lotte Sant	0	2
Robyn Lee	3	3
Jadona Davis	1	1
Totals	31	115

Getting to the Stripe

Keiunna Walker has a knack for getting opposing players into foul trouble. Through this point of the season, Walker has drawn 94 fouls against the opposition leading to 107 free throw attempts (both are team highs).

Player	Fouls Drawn	FTA
Keiunna Walker	94	107
Anna Larr Roberson	45	55
Amaya Brannon	36	35
Salma Bates	27	27
Robyn Lee	23	20
Silvia Nativi	19	14
Lotte Sant	10	9
Kate Thompson	10	12
Jadona Davis	10	13
Mackenzie Wurm	7	10
Rhi Ockwell	1	0
Autumn Smith	0	0

Getting to the Stripe Part 2

Keiunna Walker ranked among the best Conference USA leaders in getting to the free throw line last season and she has continued to do so again this season. Walker currently leads Conference USA in free throws attempts (107) and free throws made (85). Her 85 free throws made and 107 attempts ranks her fifth in the NCAA this season. She is averaging 7.1 free throw attempts per game.

Keiunna Walker (LA Tech)	107
Meral Abdelgawad (WKU)	93
Savannah Wheeler (Marshall)	86
LaPraisjah Johnson (UTSA)	74
Ajah Wayne (ODU)	70
Domonique Davis (USM)	70

D...D...Defense

After allowing 60.1 points per game last season, LA Tech has improved its defense thus far this year. The Lady Techsters rank No. 3 in Conference USA in scoring defense. Only six opponents have eclipsed the 60 point plateau in a game this year, while Tech has held three opponents to under 50 points. The Lady Techster rank third in scoring defense (57.7), fourth in blocked shots (3.5) and turnovers forced (19.7) and sixth in steals (9.4) on defense per game. The last time a LA Tech team held the opponent to under 55 points per game for an entire season was in 2001-02 (53.5 ppga).

PPG Allow	Overall
1. Old Dominion	50.3
2. Middle Tennessee	55.3
3. LA Tech	57.7
4. FIU	58.1
5. UAB	59.6

Walking Bucket

Keiunna Walker ranks fourth in Conference USA in scoring so far this season averaging 16.9 points per game. She has scored in double-figures in 34-of-her-last-36 contest, including in each of her last 16 games. Keiunna has reached double-digits in all 15 games this season, the most games in double-figures to start the season since Kierra Anthony reached double-figures in the first 27 games of the season in 2018-19.

Walker is also one of just three players in Conference USA to have scored in double-figures in every game their team has played in this season.

Wurm Named C-USA Freshman of the Week

Louisiana Tech's Mackenzie Wurm became the second Lady Techster to be named the Conference USA Freshman of the week on December 27.

The Allen, Texas native helped the Lady Techsters to a 74-57 win over McNeese State on Dec. 22 with a 12 point, 12 rebound double-double, the first of her career.

Wurm went a perfect 8-of-8 from the free throw line, as the Lady Techsters shattered a 37-year old school record by making 40 free throws against the Cowgirls.

She is just the second Tech player this season to grab double-digit rebounds by collecting 12 boards, while setting new season-highs in points, rebounds, blocks and minutes during the win.

NEW SCHOOL RECORD

The Lady Techsters shattered a 37-year old school record by making 40 free throws in a 74-57 win over McNeese State on Dec. 22.

The 40 made free throws surpassed the previous mark of 34 set in a win over Auburn in 1984. It is also the most made free throws in any game this season in the NCAA.

LA Tech's 40 made free throws ranks third most in Conference USA, trailing only UTEP's 42 (12/17/17) and Memphis' 41 (1/7/96) made free throws.

Get on Board

Facing the fifth best offensive rebounding team in Division I in McNeese State, the Lady Techsters collected a season-high 58 rebounds. It was the most rebounds in a game since grabbing 66 boards at UTSA on March 5, 2020.

Tech held the Cowgirls to just 31 rebounds, the third lowest total this season, and only 11 offensive rebounds in the win.

Winning in the TAC

With the Lady Techsters win over Sam Houston, Tech has now won 16 straight non-conference home games. The last time LA Tech was defeated on its home court by a non-conference opponent was on Nov. 20, 2019 by Wichita State, 88-80.

The 16-game non-conference home win streak is tied for the fourth longest in program history. The longest streak in Lady Techsters basketball history is 107 straight games inside the TAC against non-conference regular season opponents. Below is a list of the longest home winning streaks against non-conference opponents.

No. of Game Dates

107	Nov. 30, 1978 (vs. Arkansas) - Feb. 15, 1986 (vs. Creighton)
31	Feb. 26, 1986 (vs. SFA) - Feb. 9, 1989 (vs. ODU)
20	Jan. 30, 1976 (vs. New Orleans) - Feb. 11, 1978 (vs. SFA)
16	Nov. 26, 2019 (vs. Loyola-New Orleans) - Present
15	Dec. 1, 1995 (vs. St. Johns) - Dec. 30, 1997 (vs. #3 Tennessee)
12	Dec. 16, 1998 (vs. SMU) - Dec. 7, 2000 (vs. Mississippi State)

Roberson and Walker Reach Milestones

It was a milestone day in the win over Mississippi Valley State on Dec. 5. Third-year sophomore Anna Larr Roberson grabbed a new career-high 15 rebounds to surpass 400 rebounds for her career. She is the first Lady Techsters to collect 400 rebounds in her career since Alexis Malone surpassed 400 rebounds during the 2017-18 season.

Junior Keiunna Walker also surpassed the 900 career points milestone with 11 points against the Devilettes. She is the first Lady Techster to pass 900 career points since Kierra Anthony passed the mark in the 2017-18 season.

Late Game Dramics

Salma Bates' buzzer-beating three as time expired helped the Lady Techsters take down Boise State Friday afternoon. It was the latest game-winner since Whitney Frazier hit a three with .2 seconds left to beat Idaho on Feb. 16, 2013.

Taking It Away

In the Lady Techsters win over Nicholls State on Nov. 22, Tech collected 20 steals while forcing Nicholls State into 29 turnovers. The 20 steals were the most steals Tech has had in a single game since also collecting 20 steals at Fresno State on Jan. 13, 2011. Sophomore Salma Bates and freshman Amaya Brannon each set career-highs by collecting five steals each.

Forcing Turnovers

One of Louisiana Tech's strenghts since Brooke Stoehr took over as head coach has been forcing turnovers. That played true in the Lady Techsters non-conference portion of the season.

The Lady Techsters pressured Jarvis Christian College into 33 turnovers, the most since forcing Mississippi State into 36 turnover on Dec. 13, 2007. The Lady Techsters followed that up by forcing LSU-Alexandria into 24 turnovers on Nov. 12. Tech added to that number on Nov. 22 as the Lady Techsters forced Nicholls State into 29 more turnovers and Sam Houston into 25 tournovers on Dec. 10.

Since the 2010-11 season the Lady Techsters have forced 103 opponents into 20 or more turnovers, include just four times forcing teams into 30-plus turnovers.

Year	Turnovers in a Game	
	20+	30+
2021-22	5	1 (Jarvis Christian College - 33)
2020-21	6	0
2019-20	12	1 (McNeese State - 30)
2018-19	10	0
2017-18	12	0
2016-17	4	0
2015-16	6	1 (Southern Miss - 30)
2014-15	7	0
2013-14	5	0
2012-13	9	1 (San Jose State - 30)

2011-12	11	0
2010-11	17	0
Total	104	4

Brannon Named C-USA Freshman of the Week

Louisiana Tech’s Amaya Brannon was named the Conference USA Freshman of the week for the first time in her young career on Nov. 15.

The Plano, Texas native helped the Lady Techsters to a pair of wins last week as she averaged 12.5 points and 5.0 rebounds in victories over Jarvis Christian College (103-53) and LSU-Alexandria (95-48) in the first week of the season. She shot 57.9 percent (11-19) from the floor and 50.0 percent (3-6) from three-point range.

Brannon had 11 points and four rebounds while becoming just the 13th true freshman since the 2000-01 season to start the season opener for the Lady Techster. She grabbed four rebounds, two offensive, while shooting 5-of-12 from the field to help Tech to a 103-53 win over Jarvis Christian College.

Brannon added 14 points, six rebounds and two assists in the Lady Techsters win over LSU-Alexandria on Nov. 12. She went 6-of-7 from the field, including a perfect 2-of-2 from behind the arc in the win.

Share the Love

The Lady Techsters dished out 25 assists in the 95-48 win over LSU-Alexandria on Nov. 12. The last time the Lady Techsters recorded 25 or more assists in a game was when they dished out 26 assists against LSU-Alexandria on Nov. 6, 2018. Since then the Lady Techsters have dished out 20 or more assists in just eight other contests, including last Friday’s game against the Generals.

Lee Breaks Out

After scoring just 48 total points during her freshman campaign, COVID freshman Robyn Lee has delivered career highs in points (17), field goals (7), field goals attempted (14), rebounds (5), assists (4), steals (3) and minutes (31) all during the first four games of the season.

Multiple Threats

LA Tech’s 12 players had no problem getting into the action in the season opener against Jarvis Christian College on Nov. 9. All five starters scored in double-figures for the first time since six Lady Techsters scored in double-figures in a 92-78 win over Southeastern Louisiana on Dec. 13, 2019. All 12 Lady Techsters that suit up score at least two points, led by 26 from junior Keiuna Walker.

Century Mark

Louisiana Tech eclipsed the 100-point plateau in its 103-53 win over Jarvis Christian College on Nov. 9, 2021. This marked the first time the Lady Techsters had scored 100 or more points in a game since Feb. 9, 2019 vs. Southern Miss (W, 106-85). This was just the fifth time scoring 100 or more points since defeating Nevada 108-72 on Feb. 5, 2005. Tech is 111-2 all-time in games it has scored 100 or more points.

Opening Statements

Including this year’s 103-53 victory vs. Jarvis Christian College, Brooke Stoehr has won each of the last five season openers she has coached in, and is 9-1 all-time in lid-lifters. Stoehr’s only loss

came in her first game at the helm of the Lady Techsters to LSU, 73-77. Stoehr is 5-0 against teams outside Division I, winning by an average of 39.2 points per game.

Year	School	Opponent	Result
2021-22	Louisiana Tech	Jarvis Christian	W 103-53
2020-21	Louisiana Tech	McNeese State	W 90-45
2019-20	Louisiana Tech	LSU-Alexandria	W 93-61
2018-19	Louisiana Tech	LSU-Alexandria	W 112-70
2017-18	Louisiana Tech	Grambling State	W 64-53
2016-17	Louisiana Tech	LSU	L 73-77
2015-16	Northwestern State	Letourneau	W 73-44
2014-15	Northwestern State	Letourneau	W 78-35
2013-14	Northwestern State	Houston	W 74-70
2012-13	Northwestern State	New Orleans	W 53-52

Freshman Starts Almost Unheard Of

Between 2000-01 and 2018-19, only 10 true freshman started Louisiana Tech’s regular-season opener. Then in 2019-20 Anna Larr Roberson got the nod on opening night and in 2020-21 Tyler Jackson started for the Lady Techsters.

In Nov. 9th win over Jarvis Christian College, Amaya Brannon got the starting nod in her first game as a Lady Techster. Brannon had 11 points and pulled down four rebounds in 31 minutes of action.

Amber Obaze and Essence Perry did so in 2000-01. Erica Smith-Taylor started the season opener in 2002-03. Tiffany Thompson and Tasha Williams did so in 2003-04. The next freshman to start the opener came in 2006-07 when Tiawana Pringle got the nod. Jasmin Bendolph got the start in 2008-09, as did Whitney Frazier in 2011-12 and Kierra Anthony in 2015-16.

With Brannon getting the nod, three true freshman have started in season openers under Brooke Stoehr, each getting the starting jobs the last three years. Anna Larr Roberson started her first game as a lady Techster in 2019-20, collecting a 10 point, 14 rebound double-double. Tyler Jackson got the starting nod last season against McNeese State, scoring five points and recording two steals.

Who’s New

Louisiana Tech welcomes nine newcomers to the roster this year in Division I transfers Salma Baters (Kenner, La./Tulane), Gabbie Green (Bellville, Texas/Pittsburg), Jadona Davis (Buckatunna, Miss./South Alabama) and Kate Thompson (Denham Springs, La./Wisconsin) and true freshman Autumn Smith (Arlington, Texas/Martin HS), Rhi Ockwell (Kilsyth, Victoria, Australia/Box Hill Senior Secondary College), Silvia Nativi (Ferrara, Italy/Istituto di Istruzione Superiore Benedetto Varchi), Amaya Brannon (Plano, Texas/Plano Senior HS) and Mackenzie Wurn (Allen, Texas/Allen HS)

International Flavor

This year’s roster will have a similar international flare as last year’s team did with Lotte Sant (Amsterdam, The Netherlands), Rhi Ockwell (Kilsyth, Victoria, Australia) and Silvia Nativi (Ferrara, Italy). Tech will add another international player next season as they have signed Anja Bukvic (Belgrad, Serbia). Below is a list of the international players that LA Tech has had on its roster in the program history.

Historical Notes

1,000-Win Club

Louisiana Tech is one of the winningest programs in the history of the game. LA Tech won its 1000th game defeating Nevada 66-59 on March 11, 2011 in the semifinals of the 2011 WAC Tournament in Las Vegas.

Program (Entering 21-22)	Current Wins (as of Jan. 12)
1. Tennessee (1401)	1417
2. Connecticut (1210)	1219
3. James Madison (1162)	1168
4. Louisiana Tech (1153)	1161
5. Stanford (1149)	1161
6. Texas (1128)	1139
6. Stephen F. Austin (1127)	1139
8. Old Dominion (1097)	1108
9. Ohio State (1074)	1086
10. Maryland (1055)	1067

Winning at a High Percentage

Louisiana Tech ranks No. 4 all-time in the history of women's basketball in winning percentage. The Lady Techsters have won .761 percent of its games (through the start of this season). Tech trails only Tennessee, Connecticut and Stanford. The below list is through the end of the 2020-21 season.

Program	Pct (Entering 2021-22 season)
1. Tennessee	.799 (1401-351)
2. UConn	.798 (1201-306)
3. Stanford	.771 (1149-342)
4. LA Tech	.761 (1153-363)
5. Notre Dame	.739 (1022-361)
6. Green Bay	.737 (1039-370)
7. Texas	.729 (1128-419)
8. Maryland	.709 (1055-434)
9. SFA	.707 (1127-466)
10. South Dakota State	.703 (1039-438)

Milestone Wins

Louisiana Tech recorded win No. 1,100 in its programs history with an 87-50 victory over Alcorn State on Dec. 29, 2017. Below is a list of milestone wins for Louisiana Tech in the program's history.

No. 1	LSU 97-83	1974-75
No. 100	Southern 105-83	1978-79
No. 200	Oral Roberts 94-53	1981-82
No. 300	Oral Roberts 78-59	1984-85
No. 400	Holy Cross 79-51	1988-89
No. 500	Alabama 93-72	1992-93
No. 600	Western Kentucky 89-49	1995-96
No. 700	New Orleans 97-57	1998-99
No. 800	New Mexico 67-54	2002-03
No. 900	Iowa 77-59	2006-07
No. 1000	Nevada 66-59	2010-11
No. 1100	Alcorn State 87-50	2017-18

Toughest Places to Play

Louisiana Tech is one of the hardest places in the country to play

in women's basketball as the Lady Techsters have won 85.33 percent of their games in Ruston since the program's inception in 1974, third only to Knoxville, Tenn. and Stanford, Calif. The below list is through the end of the 2020-21 season.

Records are through the 2020-21 season

Cities (Program)	Record	Percentage
1. Knoxville, Tenn. (Tennessee)	SEC 629-74	89.47%
2. Stanford, Calif. (Stanford)	Pac-12 572-95	85.76%
3. Ruston, La. (Louisiana Tech)	C-USA 575-99	85.33%
4. Missoula, Mont. (Montana)	Big Sky 578-108	84.26%
5. South Bend, Ind. (Notre Dame)	ACC 495-105	82.50%
6. Austin, Texas (Texas)	Big 12 602-128	82.47%
7. Bowling Green, Kent. (WKU)	C-USA 534-123	81.28%
8. College Park, Md. (Maryland)	Big Ten 566-136	80.63%
9. Salt Lake City, Utah (Utah)	Pac-12 508-124	80.38%
10. Grand Forks, N.D. (N Dakota)	Summit 514-129	79.74%

Down But Not Out

Louisiana Tech has produced some great come-from-behind wins during its history, including a program record 21-point come-from-behind win over Old Dominion in 1989-90. Below are the top 10 come-from-behind wins.

1. Old Dominion (89-90)	-21	W, 72-71
2. Idaho (12-13)	-20	W, 67-58
3. Iowa (05-06)	-19	W, 95-91 (2OT)
3. Florida Atlantic (14-15)	-19	W, 73-68
5. UAB (14-15)	-18	W, 61-55
6. Houston (18-19)	-16	W, 100-88 (OT)
6. Prairie View (11-12)	-16	W, 89-83 (3OT)
6. Rice (04-05)	-16	W, 76-66
6. UAB (16-17)	-16	W, 64-63
10. Fresno State (04-05)	-15	W, 92-87 (2OT)
10. Lamar (90-91)	-15	W, 77-76

Postseason History

Louisiana Tech has a storied history of postseason play. Louisiana Tech has played in 27 NCAA Tournaments and 3 AIAW (the AIAW governed all of women's basketball until the NCAA took over in July of 1981). Tech has not only played in these events, they have recorded success that very few programs can match. LA Tech had advanced to 13 Final Fours, 8 national title games and won three national titles (1981 AIAW, 1982 NCAA, 1988 NCAA). LA Tech also has three appearances in the WNIT.

Milestones In Ruston

Since the program's inception in 1974, Louisiana Tech has won 500 games in the city of Ruston between the old Memorial Gym and the Thomas Assembly Center. Below is a list of Tech's milestone wins in Ruston.

No. 1 Tech 97, LSU 83	Jan. 24, 1975 Memorial Gym
No. 50 Tech 93, LSU 61	Feb. 2, 1980 Memorial Gym
No. 90 Tech 82, Kentucky 60	March 20, 1982 Memorial Gym (Last in arena)

Historical Notes

- No. 91 Tech 83, Alabama 56
Dec. 9, 1982 Thomas Assembly Center (1st in arena)
- No. 100 Tech 94, South Carolina 54
Jan. 15, 1983 Thomas Assembly Center
- No. 200 Tech 109, Lamar 49
March 11, 1989 Thomas Assembly Center
- No. 300 Tech 84, Southern Miss 46
March 18, 1996 Thomas Assembly Center
- No. 400 Tech 87, Fresno State 62
Feb. 13, 2003 Thomas Assembly Center
- No. 500 Tech 64, New Mexico State 50
Feb. 25, 2012 Thomas Assembly Center

Milestone Wins at TAC

Louisiana Tech is approaching its 500th win at the Thomas Assembly Center. LA Tech is at 496 wins and only 94 losses in the facilities history.

- No. 1 LA Tech 83, Alabama 56
Dec. 9, 1982
- No. 100 LA Tech 88, Stephen F. Austin 54
Jan. 17, 1989
- No. 200 LA Tech 111, UL-Lafayette 36
Jan. 10, 1996
- No. 300 LA Tech 95, Nevada 65
March 2, 2002
- No. 400 LA Tech 62, San Jose State 53
Feb. 19, 2011
- No. 500 ????

Victorious Despite Lack of Offense

Below is a list of the wins where LA Tech scored the fewest amount of points and still found a way to win.

- 43-38 vs. Little Rock (Dec. 2, 2019)
- 48-36 vs. Oklahoma (March 18, 1995)
- 50-42 vs. UNO (March 11, 1994)
- 50-42 vs. ULL (March 5, 1986)
- 50-39 vs. Little Rock (Dec. 20, 2013)

Fewest Points Scored

The fewest points Louisiana Tech has ever scored in a game came in a 77-26 loss to Texas A&M on Dec. 4, 2012 in College Station, Texas. Incidentally, it came exactly 10 years to the day of the previous program low of 35 points in a 60-35 loss to Tennessee on Dec. 4, 2002.

- 26 vs. Texas A&M (77-26) on Dec. 4, 2012
- 35 vs. Tennessee (60-35) on Dec. 4, 2002
- 37 vs. Charlotte (55-37) on Jan. 31, 2020
- 38 vs. Middle Tennessee (75-38) on Jan. 12, 2019
- 41 vs. LSU (51-41) on Dec. 15, 2008
- 42 vs. Boise State (52-42) on Jan. 25, 2009
- 42 vs. Mississippi State (72-42) on Dec. 3, 2008
- 43 vs. Little Rock (43-38) on Dec. 2, 2019
- 44 vs. Southeastern Louisiana (81-44) on Feb. 8, 1975
- 44 vs. Tennessee (67-44) on March 29, 1987
- 44 vs. LSU (61-44) on Dec. 30, 2006

- 44 vs. Southern Miss (57-44) on Jan. 30, 2021
- 44 at Ole Miss (62-44) on Nov. 19, 2021
- 44 at Marshall (62-44) on Dec. 30, 2021

Overtime History

Tech is 25-21 all-time in OT games. Below is a list of LA Tech's all-time overtime results.

OT History	Overall	Home	Road	Neutral	League
Overall:	25-21	5-7	15-11	5-3	14-10
1 OT	20-20	4-7	13-10	3-3	11-9
2 OT	3-0	1-0	1-0	1-0	2-0
3 OT	2-1	0-0	1-1	1-0	1-1

1974-75	Northwestern State	L 86-77	Neutral
1974-75	Northwestern State	W 87-83	Neutral
1976-77	Southeastern LA	L 104-102	Ruston
1977-78	Kansas	W 90-82	Neutral
1979-80	Rutgers	W 89-83	Piscataway
1984-85	ULM	W 79-77	Ruston
1984-85	Southern Cal	W 83-79	Los Angeles
1986-87	Long Beach State	L 99-95	Long Beach
1987-88	Texas	W 83-80	Austin
1988-89	Tennessee	L 62-61	Neutral
1990-91	Texas Tech	L 79-67	Lubbock
1990-91	Stephen F. Austin	L 77-74	Ruston
1991-92	Western Kentucky	L 72-66	Bowling Green
1991-92	Northern Illinois	L 77-71	DeKalb
1992-93	Ole Miss	W 68-64	Oxford
1993-94	Western Kentucky	W 87-82	Bowling Green
1995-96	Connecticut	W 83-81	Neutral
2003-04	Rice	L 87-84	Houston
2004-05	Illinois	L 71-65	Ruston
2004-05	Hawaii	L 79-78	Honolulu
2004-05	Fresno State	W 92-87 2ot	Neutral
2005-06	Iowa	W 95-91 2ot	Ruston
2005-06	Hawaii	W 71-66	Honolulu
2008-09	Utah State	W 90-82	Logan
2008-09	Idaho	W 67-63	Moscow
2008-09	Nevada	L 91-88	Reno
2009-10	Idaho	W 74-71	Ruston
2009-10	Fresno State	L 81-78	Ruston
2010-11	Hawaii	W 74-69	Honolulu
2010-11	Fresno State	W 94-92 3ot	Fresno
2010-11	Fresno State	W 90-84	Ruston
2011-12	Prairie View	W 89-83 3ot	Neutral
2012-13	Denver	W 82-77 2ot	Denver
2012-13	Utah State	L 76-75	Ruston
2013-14	Tulsa	W 82-75	Tulsa
2014-15	Southern Miss	L 79-77	Ruston
2015-16	UTSA	W 82-72	San Antonio
2015-16	Rice	L 72-67	Birmingham
2016-17	Clemson	L 78-67	Clemson
2016-17	Rice	W 70-67	Houston
2016-17	SMU	L 75-70	Dallas
2018-19	Houston	W, 100-88	Ruston
2018-19	Marshall	L, 90-88 3ot	Huntington
2019-20	North Texas	L, 74-69	Denton
2019-20	Rice	L, 73-60	Ruston
2020-21	Marshall	W, 61-51	Huntington

TAC Domination

Historical Notes

Over the past 38 seasons, Louisiana Tech has dominated opponents in the Thomas Assembly Center. Below are some impressive home numbers.

- * Home winning streaks of 52 and 62 games, which both rank in the Top 10 in NCAA history
- * Record of 496-94 all-time in the arena
- * Record of 211-48 in regular season conference games
- * Record of 15-2 in conference tournament games
- * 53-19 vs. ranked opponents
- * 33-0 in NCAA Tournament games
- * 47-1 in national postseason games

42 of 47

Since the program's inception in 1974, Louisiana Tech has recorded 42 winning seasons (out of 47). The only losing seasons in the history of the program came in 2012-13 (14-17), 2013-14 (12-20), 2015-16 (14-16) and 2018-19 (14-16). Tech posted its first ever .500 season in 2019-20 when the Lady Techsters went 15-15.

Post-season Play

With Louisiana Tech's bid to the 2018 WNIT, the Lady Techsters have now competed in 33 national postseason tournaments, including three AIAW Tournaments, 27 NCAA Tournaments and 3 WNITs. Below is a chart that shows Louisiana Tech's national postseason history (Tech participated as a member of the AIAW until 1981-82 when the NCAA took over women's basketball).

	NCAA	AIAW	WNIT
Appearances	27	3	3 (09, 17, 18)
Final 4s	10	3	0
Title Games	6	2	0
Titles	2 (1981, 1988)	1 (1980)	0

Basketball Hall of Famers

A total of nine former Louisiana Tech coaches and/or players have been enshrined into the Women's Basketball Hall of Fame. The list is a who's who of Louisiana Tech's women's basketball lore. Leon Barmore, Teresa Weatherspoon and Kim Mulkey are also a part of the Naismith Memorial Basketball Hall of Fame.

	<u>WBB HOF</u>	<u>Naismith HOF</u>
Kim Mulkey	Class of 2000	Class of 2020
Leon Barmore	Class of 2003	Class of 2003
Janice Lawrence	Class of 2006	
Pam Kelly	Class of 2007	
Sonja Hogg	Class of 2009	
Teresa Weatherspoon	Class of 2010	Class of 2019
Gary Blair	Class of 2013	
Kurt Budke	Class of 2014	
Sue Donohoe	Class of 2020	

Kodak/State Farm Factory

Louisiana Tech boasts 16 Kodak/State Farm All-Americans in its history.

Player	Year
--------	------

Tamicha Jackson	2000
Amanda Wilson	1999
Debra Williams	1996
Vickie Johnson	1995, 1996
Venus Lacy	1990
Nora Lewis	1989
Teresa Weatherspoon	1987, 1988
Pam Gant	1985
Janice Lawrence	1983, 1984
Angela Turner	1982
Pam Kelly	1980, 1981, 1982

Wade Trophy Winners

Louisiana Tech also boasts three Wade Trophy recipients. The Wade Trophy is named after 3-time national champion Delta State coach Margaret Wade and is annually presented to the best player in the country (it debut in 1978). Today, State Farm sponsors the award. LA Tech's three recipients of the award are Pam Kelly (1981-82), Janice Lawrence (1983-84) and Teresa Weatherspoon (1987-88).

1. UConn	8
2. LA Tech	3
2. Old Dominion	3
2. Texas	3
2. Baylor	3

WNBA Factory

Adrienne Johnson became the 16th Louisiana Tech player selected in the WNBA Draft in 2011 as she was taken with the 28th overall selection (4th in the third round) by the Connecticut Sun. Tech has had a total of 21 former players that have played in the WNBA (includes free agent signees).

Year	Player	Team (Round)
2011	Adrienne Johnson	Connecticut Sun (3rd)
2010	Shanavia Dowdell	Washington Mystics (2nd)
2005	Erica Smith-Taylor	Washington Mystics (2nd)
2004	Amisha Carter	New York Liberty (2nd)
2004	Trina Frierson	Seattle Storm (2nd)
2003	Cheryl Ford	Detroit Shock (1st)
2002	Ayana Walker	Detroit Shock (2nd)
2002	Takeisha Lewis	Seattle Storm (3rd)
2000	Betty Lennox	Minnesota Lynx (1st)
2000	Tamicha Jackson	Detroit Shock (1st)
2000	Shaka Massey	Charlotte Sting (4th)
1999	Amanda Wilson	Phoenix Mercury (4th)
1999	Alisa Burras*	Portland Fire (1st)*
1997	Vickie Johnson	New York Liberty (2nd)
1997	Racquel Spurlock	Houston Comets (3rd)
1997	Debra Williams	Charlotte Sting (3rd)

*, Expansion Draft

Additional Techsters in WNBA (free agent, supplemental drafts)

Teresa Weatherspoon, New York Liberty
 Monica Maxwell, Washington Mystics
 Venus Lacy, New York Liberty
 Janice Lawrence, Cleveland Rockers
 LaShawn Brown, Washington Mystics

Conference USA Notes

LA Tech in Conference Openers

Louisiana Tech is 25-10 all-time in regular season conference openers. Tech won last year's C-USA opener, defeating Marshall 61-51 in overtime (Tech is just 3-6 all-time in C-USA openers).

1987-88 W 113-50 vs. Arkansas State
 1988-89 W 66-44 at Arkansas State
 1989-90 W 98-35 vs. Texas-Pan American
 1990-91 L 76-75 at Arkansas State
 1991-92 W 65-60 at New Orleans
 1992-93 W 71-62 at New Orleans
 1993-94 W 98-44 at UL-Lafayette
 1994-95 W 92-33 at Texas-Pan American
 1995-96 W 97-57 vs. Lamar
 1996-97 W 87-30 at UL-Lafayette
 1997-98 W 72-53 at South Alabama
 1998-99 W 71-64 vs. FIU
 1999-00 W 95-40 at UL-Lafayette
 2000-01 W 62-59 at Arkansas State
 2001-02 W 102-58 at Nevada
 2002-03 W 74-64 at SMU
 2003-04 W 63-60 at Tulsa
 2004-05 W 63-47 vs. Tulsa
 2005-06 W 75-61 vs. Boise State
 2006-07 W 65-52 at San Jose State
 2007-08 L 75-52 at Fresno State
 2008-09 L 64-57 at Nevada
 2009-10 L 69-66 vs. Utah State
 2010-11 W 69-34 at San Jose State
 2011-12 W 66-54 vs. Idaho
 2012-13 W 82-77 at Denver (2OT)
 2013-14 L 67-56 vs. USM
 2014-15 L 79-77 vs. USM (OT)
 2015-16 L, 69-58 at USM
 2016-17 W, 72-61 vs. USM
 2017-18 W, 61-53 vs. North Texas
 2018-19 L, 65-54 vs. North Texas
 2019-20 L, 66-60 at Southern Miss
 2020-21 W, 61-51 at Marshall (OT)
 2021-22 L, 44-62 at Marshall

LA Tech vs. C-USA Schools

Louisiana Tech is 152-101 all-time against current members of Conference USA.

Western Kentucky	27-24
Old Dominion	17-9
Rice	15-14
North Texas	13-4
UTEP	14-8
FIU	12-1
UTSA	14-5
Southern Miss	10-12
Florida Atlantic	7-1
Middle Tennessee	6-8
Charlotte	5-5
UAB	6-6
Marshall	6-5

All Day -- Conference USA

This is the fourth conference that the Lady Techster basketball program has been affiliated with during its history, including the American South (1987-1991), the Sun Belt (1991-2001), the WAC (2001-2013) and Conference USA (2013-present).

League	Years	Overall	League
Independent	1974-87	364-63	NA
American South	1987-91	114-19	38-3
Sun Belt	1991-01	290-46	135-9
Western Athletic	2001-13	263-116	157-43
C-USA	2013- present	130-125	66-74
Totals		1161-365	396-129

Techsters Against Conference Foes

This year marks Louisiana Tech's ninth as a member of Conference USA and 35th as a member of a conference. During the course of Tech's conference affiliations, the Lady Techsters have had plenty of success against conference opponents.

American South:	38-3 regular season (20-1 home, 18-2 road) 8-0 conference tournaments (8-0 at home) 46-3 overall (28-1 home, 18-2 road)
Sun Belt	135-9 regular season (71-1 home, 64-8 road) 24-3 tournament (7-2 home, 4-1 road, 13-0 neutral) 159-12 overall (78-3 home, 68-9 road, 13-0 neutral)
WAC	157-43 regular season (84-16 home, 73-27 road) 23-7 tournament (0-0 home, 3-2 road, 20-5 neutral) 180-50 overall (84-16 home, 76-29 road, 20-5 neutral)
C-USA	66-74 in regular season (37-31 home, 29-43 road) 6-7 tournament (0-0 home, 0-1 road, 6-6 neutral) 72-81 overall (37-31 home, 29-44 road, 6-6 neutral)
All-Time	396-129 regular season (212-49 home, 184-80 road) 61-17 tournament (14-2 home, 7-5 road, 40-11 neutral) 457-146 overall (226-51 home, 191-84 road, 40-11 neutral)

Conference History

In their 35th year of conference affiliation, the Lady Techsters

have recorded plenty of success. Tech has won 20 regular season titles, 16 conference tournament titles.

34th season of conference affiliation

- American South 1987-91
- Sun Belt 1991-2001
- WAC 2001-13
- C-USA 2013-present

20 regular season conference titles

- American South 1988, 89, 90
- Sun Belt 1993*, 94, 95, 96, 97*, 98, 99, 2000, 01
- WAC 2002, 03, 04, 05*, 06, 07*, 09*, 11
- C-USA None
- * = shared regular season title

16 conference tournament titles

- American South | 1988, 89, 90, 91
- Sun Belt | 1994, 96, 97, 98, 99, 2000, 2001
- WAC | 2002, 03, 04, 06, 2010
- C-USA | None

Conference Champs

Louisiana Tech has won 20 regular season conference titles in its 33 years of conference affiliation dating back to the 1987-88 season when it joined the American South Conference. Tech had a 15-year streak of regular season conference titles come to an end in 2007-08 when the Lady Techsters finished fifth.

Year	Regular Season	Tournament	Finish
87-88	ASC LA Tech	LA Tech	9-0/1st
88-89	ASC LA Tech	LA Tech	10-0/1st
89-90	ASC LA Tech	LA Tech	10-0/1st
90-91	ASC Lamar	LA Tech	9-3/2nd
91-92	SBC Lamar/WKU	WKU	12-4/3rd
92-93	SBC LA Tech	WKU	13-1/1st
93-94	SBC LA Tech	LA Tech	14-0/1st
94-95	SBC LA Tech	WKU	13-1/1st
95-96	SBC LA Tech	LA Tech	14-0/1st
96-97	SBC LA Tech/WKU	LA Tech	12-2/T1st
97-98	SBC LA Tech	LA Tech	13-1/1st
98-99	SBC LA Tech	LA Tech	12-0/1st
99-00	SBC LA Tech	LA Tech	16-0/1st
2000-01	SBC LA Tech	LA Tech	16-0/1st
2001-02	WAC LA Tech	LA Tech	17-1/1st
2002-03	WAC LA Tech	LA Tech	18-0/1st
2003-04	WAC LA Tech	LA Tech	17-1/1st
2004-05	WAC LA Tech/Rice	Rice	14-4/T1st
2005-06	WAC LA Tech	LA Tech	15-1/1st
2006-07	WAC LA Tech/Boise	Boise St	12-4/T1st
2007-08	WAC Boise/Fresno	Fresno State	9-7/5th
2008-09	WAC LA Tech/Fresno	Fresno State	12-4/T1st
2009-10	WAC Fresno St.	LA Tech	11-5/2nd
2010-11	WAC LA Tech	Fresno St.	15-1/1st
2011-12	WAC Fresno St.	Fresno St.	8-6/3rd
2012-13	WAC Seattle	Idaho	9-9/5th
2013-14	C-USA MT	MT	5-11/14th
2014-15	C-USA WKU	WKU	10-8/7th
2015-16	C-USA UTEP	MT	9-9/7th

2016-17	C-USA WKU	WKU	12-6/4th
2017-18	C-USA UAB	WKU	10-6/3rd
2018-19	C-USA Rice	Rice	6-10/10th
2019-20	C-USA Rice		6-12/12th
2020-21	C-USA Rice	MT	8-8/4th WD

Conference Tournament History

2021 marked the 34th appearance in a conference tournament for the Louisiana Tech Lady Techsters, their sixth as a member of Conference USA. Tech has competed in the American South, Sun Belt, Western Athletic Conference and Conference USA in their respective postseason tournaments. Tech is 61-17 overall all-time in conference tournament games, and it has captured 16 conference tournament championships in its history.

No. of Tournaments:	34
No. of Titles:	16
Overall:	61-17
In American South:	8-0
In Sun Belt:	24-3
In WAC:	23-7
In C-USA:	6-7
Opening Round	4-2
Second Round	1-1
Quarterfinals:	19-4
Semifinal Games:	21-5
Finals:	16-5
In Ruston:	14-2
On Road:	7-4
Neutral Site:	39-11
Seeded No. 1:	44-4
Seeded No. 2:	6-2
Seeded No. 3:	3-4
Seeded No. 4:	2-2
Seeded No. 5	2-1
Seeded No. 7	1-2
Seeded No. 10	0-1
Seeded No. 12	1-0
Seeded No. 14	2-1

Bipolar Experience

Below are lists of the most lopsided wins and losses in Conference USA games since the Lady Techsters joined the league in 2013.

Largest Margin of Victory (in C-USA games)

1. 39 vs. UTSA (69-30) March 5, 2020
2. 37 vs. Charlotte (88-51) Jan. 19, 2019
3. 35 vs. Southern Miss (72-37) Jan. 24, 2016
3. 35 vs. North Texas (92-57) Jan. 22, 2015
5. 32 vs. Southern Miss (89-57) Feb. 17, 2018

Largest Margin of Defeat (in C-USA Games)

1. 37 vs. Middle Tennessee (75-38) Jan. 12, 2019
2. 31 by East Carolina (86-55) Jan. 18, 2014
3. 26 by UAB (95-69) March 7, 2019
4. 24 vs. Middle Tennessee (68-44) Feb. 7, 2015
4. 24 vs. Charlotte (85-61) Feb. 13, 2015

All-Time Record Breakdown

Year	Overall	Home	Road	Neutral	Home Attendance	Average Attendance
74-75**	13-9	3-1*	3-2	7-6		
75-76**	19-10	8-2*	6-4	5-4		
76-77**	22-9	10-2*	6-4	6-3		
77-78**	20-8	8-1*	7-5	5-2		
78-79**	34-4	10-0*	11-2	13-2	21,534	2,153
79-80**	40-5	21-0*	11-2	8-3	58,188	2,909
80-81**	34-0	14-0*	10-0	10-0	51,851	3,988
81-82**	35-1	16-0*	11-1	8-0	63,680	4,866
82-83	31-2	18-1	9-0	4-1	81,620	4,296
83-84	30-3	15-0	13-2	2-1	79,945	5,330
84-85	29-4	16-0	7-4	6-0	62,110	3,882
85-86	27-5	15-1	11-3	1-1	54,345	3,392
86-87	30-3	14-0	11-2	5-1	45,710	3,265
87-88	32-2	15-0	11-2	6-0	39,365	2,460
88-89	32-4	19-1	12-1	1-2	68,738	3,437
89-90	32-1	15-0	15-0	2-1	44,183	2,945
90-91	18-12	12-4	5-7	1-1	35,089	2,193
91-92	20-10	11-3	6-6	3-1	21,454	1,532
92-93	26-6	14-2	10-3	2-1	51,057	3,191
93-94	31-4	15-0	9-3	7-1	43,963	2,935
94-95	28-5	15-2	11-1	2-2	63,428	4,229
95-96	31-2	15-0	10-1	6-1	55,181	3,679
96-97	31-4	17-0	8-3	6-1	65,990	3,882
97-98	31-4	18-0	7-2	6-2	71,254	3,959
98-99	30-3	12-1	14-0	4-2	58,715	4,517
99-00	31-3	15-0	10-2	6-1	57,071	3,805
00-01	31-5	16-2	9-2	6-1	71,840	3,991
01-02	25-5	13-0	10-3	2-2	48,857	3,758
02-03	31-3	15-1	12-1	4-1	57,960	3,623
03-04	29-3	13-0	12-2	4-1	47,119	3,625
04-05	20-10	11-2	7-5	2-3	42,719	3,286
05-06	26-5	13-0	10-4	3-1	39,852	3,066
06-07	17-13	7-6	9-5	1-2	33,176	2,552
07-08	16-15	8-6	6-8	2-1	30,514	2,180
08-09	21-13	13-3	6-10	2-0	34,802	2,175
09-10	23-9	9-4	11-5	3-0	32,450	2,319
10-11	24-8	13-1	9-4	2-3	31,611	2,258
11-12	17-15	7-6	6-5	4-4	45,161	3,474
12-13	14-17	9-5	4-10	1-2	33,260	2,376
13-14	12-20	8-7	2-12	2-1	28,776	1,918
14-15	16-15	7-4	7-10	2-1	22,672	2,061
15-16	14-16	9-6	4-8	1-2	29,306	1,954
16-17	18-14	10-5	7-8	1-1	28,868	1,925
17-18	19-12	12-5	6-5	1-2	39,497	2,323
18-19	14-16	8-5	5-9	1-2	21,528	1,656
19-20	15-15	11-6	3-9	1-0	28,449	1,673
20-21	14-10	8-4	5-5	1-1	14,400	1,200
21-22	8-7	5-1	2-6	1-0	9,401	1,567
Totals	1161-369	586-100	396-198	179-71	1,662,233	2,423

*, Memorial Gym

90-6 Memorial Gym

496-94 TAC

Starting Lineups

<u>Game</u>	<u>Result</u>	<u>Player</u>	<u>Player</u>	<u>Player</u>	<u>Player</u>	<u>Player</u>
Jarvis Christian	W, 103-53	Walker	Lee	Bates	Brannon	Roberson
LSU-Alexandria	W, 95-48	Walker	Lee	Bates	Brannon	Roberson
at Ole Miss	L, 44-62	Walker	Lee	Bates	Brannon	Roberson
Nicholls State	W, 77-48	Walker	Lee	Bates	Brannon	Roberson
vs. Boise State	W, 60-57	Walker	Lee	Bates	Brannon	Roberson
at Colorado	L, 48-59	Walker	Lee	Bates	Brannon	Roberson
at ULM	W, 64-48	Walker	Lee	Bates	Brannon	Roberson
Mississippi Valley State	W, 69-56	Walker	Lee	Bates	Brannon	Roberson
Sam Houston	W, 77-52	Walker	Lee	Bates	Brannon	Roberson
at Louisiana-Lafayette	L, 57-69	Walker	Lee	Bates	Brannon	Roberson
at McNeese State	W, 74-57	Walker	Nativi	Bates	Brannon	Thompson
at Marshall	L, 44-62	Walker	Nativi	Bates	Brannon	Roberson
at Western Kentucky	L, 50-64	Walker	Nativi	Bates	Brannon	Roberson
UTEP				POSTPONED		
UTSA				POSTPONED		
Southern Miss	L, 59-65	Walker	Nativi	Bates	Thompson	Roberson
at Southern Miss	L, 60-65	Walker	Nativi	Bates	Thompson	Roberson
UTSA						
at UAB						
at Rice						
at North Texas						
FAU						
FIU						
Charlotte						
at UTEP						
at UTSA						
Rice						
North Texas						
at Old Dominion						
UAB						

Record by Lineups

Lineup 1:	Walker, Lee, Bates, Brannon, Roberson	7-3
Lineup 2:	Walker, Nativi, Bates, Brannon, Thompson	1-0
Lineup 3:	Walker, Nativi, Bates, Brannon, Roberson	0-2
Lineup 4:	Walker, Nativi, Bates, Thompson, Roberson	0-2

<u>Name</u>	<u>Season Starts</u>	<u>Career Starts</u>	<u>Career GP</u>	<u>Career Statistical Totals</u>					<u>10+ Points</u>	<u>10+ Reb</u>	<u>Double Doubles</u>
				<u>Points</u>	<u>Reb</u>	<u>Assists</u>	<u>Steals</u>	<u>Blocks</u>			
Green	0	105	113	1218	378	245	136	4	55	2	0
Walker	15	65	91	1032	267	111	100	10	56	0	0
Sant	0	35	69	286	171	64	27	7	4	0	0
Roberson	14	40	68	657	471	36	46	46	33	17	13
Bates	15	19	61	288	116	138	46	10	9	1	1
Thompson	3	6	39	132	92	11	12	18	2	0	0
Davis	0	1	54	174	101	12	14	33	4	0	0
Lee	10	10	33	131	60	16	13	1	4	0	0
Brannon	13	13	15	104	68	10	18	2	4	0	0
Smith	0	0	9	6	3	2	8	0	0	0	0
Ockwell	0	0	5	5	5	0	0	0	0	0	0
Nativi	5	5	15	58	25	22	18	3	2	0	0
Wurm	0	0	8	18	17	1	1	4	1	1	1

Leads & Deficits

Date	Opponent	Largest Lead	Largest Deficit	Time Led	Time Trailed	Time Tied	Result
Nov. 9	Jarvis Christian	50 (4th 1:48)	2 (1st 9:07)	38:21	0:21	1:18	W, 103-53
Nov. 12	LSU-Alexandria	53 (4th 6:37)	----	39:46	----	0:14	W, 95-48
Nov. 19	at Ole Miss	1 (1st 4:03)	21 (4th 8:23)	0:13	39:26	0:21	L, 44-62
Nov. 22	Nicholls State	31 (4th 3:26)	----	39:09	----	0:51	W, 77-48
Nov. 26	vs. Boise State	8 (2nd 7:24)	6 (4th 9:26)	23:09	11:39	5:12	W, 60-57
Nov. 27	at Colorado	4 (1st 8:13)	12 (3rd 9:29)	6:27	31:43	1:50	L, 48-59
Dec. 2	at ULM	16 (4th 0:07)	4 (1st 5:20)	30:47	7:16	1:57	W, 64-48
Dec. 5	Mississippi Valley State	14 (3rd 4:19)	5 (1st 5:30)	32:15	5:45	2:00	W, 69-56
Dec. 10	Sam Houston	25 (4th 0:20)	4 (1st 5:07)	33:38	2:50	3:32	W, 77-52
Dec. 19	at Louisiana-Lafayette	3 (1st 6:26)	18 (4th 5:16)	6:08	31:46	2:06	L, 57-69
Dec. 22	at McNeese State	20 (3rd 0:58)	---	39:28	---	0:32	W, 74-57
Dec. 30	at Marshall	7 (1st 2:28)	18 (4th 0:07)	9:07	27:28	3:25	L, 44-62
Jan. 1	at Western Kentucky	6 (1st 7:53)	14 (4th 0:22)	4:01	35:24	0:35	L, 50-64
Jan. 6	UTEP			POSTPONED			
Jan. 8	UTSA			POSTPONED			
Jan. 9	Southern Miss	8 (1st 4:27)	8 (4th 0:55)	29:33	5:40	4:47	L, 59-65
Jan. 13	at Southern Miss	7 (4th 6:51)	10 (3rd 6:55)	16:14	15:14	8:32	L, 60-65
Jan. 17	UTSA						
Jan. 22	at UAB						
Jan. 27	at Rice						
Jan. 29	at North Texas						
Feb. 3	FAU						
Feb. 5	FIU						
Feb. 10	Charlotte						
Feb. 17	at UTEP						
Feb. 19	at UTSA						
Feb. 24	Rice						
Feb. 26	North Texas						
March 2	at Old Dominion						
March 5	UAB						

Game-By-Game Leaders

Date	Opponent	Points	Rebounds	Assists
Nov. 9	Jarvis Christian	Keiunna Walker (26)	Anna Larr Roberson (6) Keiunna Walker (6)	Salma Bates (5)
Nov. 12	LSU-Alexandria	Robyn Lee (17)	Anna Larr Roberson (8)	Salma Bates (6)
Nov. 19	at Ole Miss	Keiunna Walker (18)	Robyn Lee (5)	Anna Larr Roberson (3) Amaya Brannon (3)
Nov. 22	Nicholls State	Keiunna Walker (18)	Anna Larr Roberson (7)	Robyn Lee (4)
Nov. 26	vs. Boise State	Anna Larr Roberson (17)	Anna Larr Roberson (13)	Salma Bates (6)
Nov. 27	at Colorado	Keiunna Walker (17)	Anna Larr Roberson (11)	Salma Bates (2)
Dec. 2	at ULM	Anna Larr Roberson (20)	Anna Larr Roberson (14)	Salma Bates (4)
Dec. 5	Mississippi ValleyState	Anna Larr Roberson (18)	Anna Larr Roberson (15)	Keiunna Walker (8)
Dec. 10	Sam Houston	Keiunna Walker (26)	Anna Larr Roberson (7)	Salma Bates (3)
Dec. 19	at Louisiana-Lafayette	Salma Bates (15)	Anna Larr Roberson (11)	Salma Bates (3)
Dec. 22	at McNeese State	Amaya Brannon (16)	Mackenzie Wurm (16)	Silvia Nativi (4)
Dec. 30	at Marshall	Keiunna Walker (21)	Anna Larr Roberson (7)	Anna Larr Roberson (3)
Jan. 1	at Western Kentucky	Keiunna Walker (18)	Anna Larr Roberson (8)	Salma Bates (3)
Jan. 6	UTEP		POSTPONED	
Jan. 8	UTSA		POSTPONED	
Jan. 9	Southern Miss	Anna Larr Roberson (18)	Anna Larr Roberson (15)	Keiunna Walker (5)
Jan. 13	at Southern Miss	Keiunna Walker (19)	Anna Larr Roberson (10)	Salma Bates (4)
Jan. 17	UTSA			
Jan. 22	at UAB			
Jan. 27	at Rice			
Jan. 29	at North Texas			
Feb. 3	FAU			
Feb. 5	FIU			
Feb. 10	Charlotte			
Feb. 17	at UTEP			
Feb. 19	at UTSA			
Feb. 24	Rice			
Feb. 26	North Texas			
March 2	at Old Dominion			
March 5	UAB			

Games Leading in	Points	Rebounds	Assists
	Keiunna Walker -8	Anna Larr Roberson -13	Salma Bates - 9
	Anna Larr Roberson -4	Keiunna Walker - 1	Anna Larr Roberson - 2
	Robyn Lee - 1	Robyn Lee - 1	Keiunna Walker - 2
	Salma Bates - 1	Mackenzie Wurm - 1	Robyn Lee - 1
	Amaya Brannon - 1		Amaya Brannon - 1
			Silvia Nativi - 1



Autumn SMITH

FRESHMAN / GUARD
5-7 / ARLINGTON, TEXAS
MARTIN HS

SEASON HIGHS

- Points**
4 vs. LSU-Alexandria (Nov. 12)
- Rebounds**
1 (3x) last at McNeese State (Dec. 22)
- Assists**
1 (2x) last vs. Nicholls State (Nov. 22)
- Blocks**
None
- Steals**
2 (2x) last vs. Nicholls State (Nov. 22)
- Minutes**
12 vs. LSU-Alexandria (Nov. 12)

CAREER HIGHS

- Points**
Same
- Rebounds**
Same
- Assists**
Same
- Blocks**
None
- Steals**
Same
- Minutes**
Same

GAME-BY-GAME STATS

DATE	OPPONENT	GP-GS	MIN	FG	3FG	FT	O-D-T	PF	A	TO	B	S	TP
Nov. 9	Jarvis Christian	1-0	9	1-3	0-1	0-0	0-0-0	0	1	0	0	2	2
Nov. 12	LSU-Alexandria	1-0	12	2-4	0-1	0-0	0-1-1	0	0	1	0	1	4
Nov. 19	at Ole Miss						DNP						
Nov. 22	Nicholls State	1-0	5	0-0	0-0	0-0	0-0-0	0	1	0	0	2	0
Nov. 26	vs. Boise State						DNP						
Nov. 27	at Colorado						DNP						
Dec. 2	at ULM	1-0	1	0-0	0-0	0-0	0-0-0	1	0	1	0	0	0
Dec. 5	Mississippi Valley State						DNP						
Dec. 10	Sam Houston	1-0	4	0-0	0-0	0-0	0-1-1	0	0	0	0	1	0
Dec. 19	at Louisiana-Lafayette	1-0	2	0-0	0-0	0-0	0-0-0	0	0	0	0	1	0
Dec. 22	at McNeese State	1-0	4	0-0	0-0	0-0	0-1-1	0	0	0	0	0	0
Dec. 30	at Marshall	1-0	1	0-0	0-0	0-0	0-0-0	0	0	0	0	1	0
Jan. 1	at Western Kentucky						DNP						
Jan. 6	UTEP						POSTPONED						
Jan. 8	UTSA						POSTPONED						
Jan. 9	Southern Miss	1-0	0+	0-0	0-0	0-0	0-0-0	2	0	0	0	0	0
Jan. 13	at Southern Miss						DNP						
Jan. 17	UTSA												
Jan. 22	at UAB												
Jan. 27	at Rice												
Jan. 29	at North Texas												
Feb. 3	FAU												
Feb. 5	FIU												
Feb. 10	Charlotte												
Feb. 17	at UTEP												
Feb. 19	at UTSA												
Feb. 24	Rice												
Feb. 26	North Texas												
March 2	at Old Dominion												
March 5	at UAB												



CAREER STATS

YEAR	GP	GS	MIN	AVG.	FG	FGA	PCT.	3FG	3FGA	PCT.	FT	FTA	PCT.	Rebounds			AVG	PF	FO	A	TO	BLK	STL	PTS	AVG
														OFF	DEF	TOTAL									
2021-22	9	0	36	4.0	3	7	.429	0	2	.000	0	0	.000	0	3	3	0.3	3	0	2	2	0	8	6	0.7
Total	9	0	36	4.0	3	7	.429	0	2	.000	0	0	.000	0	3	3	0.3	3	0	2	2	0	8	6	0.7



Keiunna WALKER

JUNIOR / GUARD
5-6 / LONOKE, ARKANSAS
LONOKE HS

SEASON HIGHS

- Points**
26 (2x) last vs. Sam Houston (Dec. 10)
- Rebounds**
6 (3x) last vs. Southern Miss (Jan. 9)
- Assists**
8 vs. Mississippi Valley State (Dec. 5)
- Blocks**
2 vs. Sam Houston (Dec. 10)
- Steals**
5 vs. Jarvis Christian College (Nov. 9)
- Minutes**
39 (2x) last at WKU (Jan. 1)

CAREER HIGHS

- Points**
28 vs. UTEP (1/11/20)
- Rebounds**
9, vs. North Texas (2/5/21)
- Assists**
8 vs. Mississippi Valley State (12/5/21)
- Blocks**
2 vs. Sam Houston (12/10/21)
- Steals**
6 vs. UTEP (1/11/20)
- Minutes**
39 (2x) last at WKU (1/1/22)

GAME-BY-GAME STATS

DATE	OPPONENT	GP-GS	MIN	FG	3FG	FT	O-D-T	PF	A	TO	B	S	TP
Nov. 9	Jarvis Christian	1-1	22	8-12	1-2	9-10	2-4-6	3	2	1	0	5	26
Nov. 12	LSU-Alexandria	1-1	27	5-9	0-1	3-4	0-3-3	2	4	4	0	2	13
Nov. 19	at Ole Miss	1-1	32	4-11	1-3	9-14	0-3-3	4	2	3	0	2	18
Nov. 22	Nicholls State	1-1	33	5-12	0-3	8-10	1-1-2	2	3	1	1	3	18
Nov. 26	vs. Boise State	1-1	30	5-17	1-2	3-3	0-4-4	2	1	2	0	2	14
Nov. 27	at Colorado	1-1	25	4-9	0-3	9-10	0-3-3	4	0	1	0	2	17
Dec. 2	at ULM	1-1	36	4-16	0-2	3-3	2-3-5	1	2	6	0	2	11
Dec. 5	Mississippi Valley State	1-1	39	4-13	0-3	3-6	0-6-6	2	8	2	0	1	11
Dec. 10	Sam Houston	1-1	35	10-15	1-2	5-6	1-2-3	3	2	4	2	1	26
Dec. 19	at Louisiana-Lafayette	1-1	29	5-13	1-2	2-2	0-1-1	4	0	3	0	2	13
Dec. 22	at McNeese State	1-1	23	1-12	0-0	10-12	2-1-3	4	0	3	0	0	12
Dec. 30	at Marshall	1-1	37	8-15	1-4	4-6	0-0-0	2	1	4	0	1	21
Jan. 1	at Western Kentucky	1-1	39	4-12	0-1	10-13	0-0-0	2	1	2	0	1	18
Jan. 6	UTEP						POSTPONED						
Jan. 8	UTSA						POSTPONED						
Jan. 9	Southern Miss	1-1	37	5-19	0-4	7-8	2-4-6	4	5	2	0	3	17
Jan. 13	at Southern Miss	1-1	29	9-16	1-2	0-0	0-5-5	4	3	3	0	0	19
Jan. 17	UTSA												
Jan. 22	at UAB												
Jan. 27	at Rice												
Jan. 29	at North Texas												
Feb. 3	FAU												
Feb. 5	FIU												
Feb. 10	Charlotte												
Feb. 17	at UTEP												
Feb. 19	at UTSA												
Feb. 24	Rice												
Feb. 26	North Texas												
March 2	at Old Dominion												
March 5	at UAB												



CAREER STATS

YEAR	GP	GS	MIN	AVG.	FG	FGA	PCT.	3FG	3FGA	PCT.	FT	FTA	PCT.	Rebounds			AVG	PF	FO	A	TO	BLK	STL	PTS	AVG
														OFF	DEF	TOTAL									
2018-19	23	0	214	9.3	29	85	.341	3	15	.200	16	28	.571	12	15	27	1.2	29	0	6	23	2	9	77	3.3
2019-20	29	27	727	25.1	105	262	.401	11	48	.229	95	130	.731	27	65	92	3.2	63	2	36	42	2	44	316	10.9
2020-21	24	23	701	29.2	132	345	.383	13	48	.271	108	152	.711	18	80	98	4.1	78	3	35	49	3	20	385	16.0
2021-22	15	15	468	31.2	81	201	.403	7	34	.206	85	107	.794	10	40	50	3.3	43	0	34	41	3	27	254	16.9
Total	91	65	2110	23.2	347	893	.389	34	145	.234	304	417	.729	67	200	267	2.9	213	5	111	155	10	100	1032	11.3



Robyn
LEE

FRESHMAN / GUARD
5-8 / MOSS POINT, MISS.
MOSS POINT HS

SEASON HIGHS

- Points**
17 vs. LSU-Alexandria (Nov. 12)
- Rebounds**
7 vs. Mississippi Valley State (Dec. 5)
- Assists**
4 vs. Nicholls State (Nov. 22)
- Blocks**
1 vs. Sam Houston (Dec. 10)
- Steals**
3 vs. Jarvis Christian College (Nov. 9)
- Minutes**
34 vs. Sam Houston (Dec. 10)

CAREER HIGHS

- Points**
17 vs. LSU-Alexandria (11/12/21)
- Rebounds**
7 vs. Mississippi Valley State (12/5/21)
- Assists**
4 vs. Nicholls State (11/22/21)
- Blocks**
1 vs. Sam Houston (12/10/21)
- Steals**
3 vs. Jarvis Christian College (11/9/21)
- Minutes**
34 vs. Sam Houston (12/10/21)

GAME-BY-GAME STATS

DATE	OPPONENT	GP-GS	MIN	FG	3FG	FT	O-D-T	PF	A	TO	B	S	TP
Nov. 9	Jarvis Christian	1-1	31	5-14	1-2	0-1	3-2-5	3	1	2	0	3	11
Nov. 12	LSU-Alexandria	1-1	25	7-10	2-4	1-1	1-3-4	2	3	0	0	0	17
Nov. 19	at Ole Miss	1-1	28	1-8	0-0	0-0	1-4-5	2	0	1	0	0	2
Nov. 22	Nicholls State	1-1	23	1-6	0-2	1-4	2-1-3	2	4	0	0	2	3
Nov. 26	vs. Boise State	1-1	20	0-6	0-1	0-0	2-1-3	2	2	0	0	1	0
Nov. 27	at Colorado	1-1	22	1-3	1-2	0-0	1-2-3	0	0	0	0	0	3
Dec. 2	at ULM	1-1	26	5-7	1-2	2-2	1-1-2	3	1	0	0	2	13
Dec. 5	Mississippi Valley State	1-1	21	3-6	0-2	0-2	5-2-7	2	0	4	0	0	6
Dec. 10	Sam Houston	1-1	34	1-6	0-0	3-5	2-2-4	2	2	2	1	0	5
Dec. 19	at Louisiana-Lafayette	1-1	20	2-9	1-3	3-4	3-0-3	2	0	0	0	2	8
Dec. 22	at McNeese State	1-0	21	3-5	0-0	0-0	0-3-3	1	1	1	0	0	6
Dec. 30	at Marshall	1-0	12	1-2	0-0	0-0	0-2-2	4	1	3	0	0	2
Jan. 1	at Western Kentucky	1-0	18	2-8	0-2	0-0	2-4-6	0	0	3	0	2	4
Jan. 6	UTEP						POSTPONED						
Jan. 8	UTSA						POSTPONED						
Jan. 9	Southern Miss	1-0	11	0-1	0-0	0-0	1-0-1	2	0	0	0	0	0
Jan. 13	at Southern Miss	1-0	4	1-1	0-0	1-1	0-0-0	1	0	1	0	0	3
Jan. 17	UTSA												
Jan. 22	at UAB												
Jan. 27	at Rice												
Jan. 29	at North Texas												
Feb. 3	FAU												
Feb. 5	FIU												
Feb. 10	Charlotte												
Feb. 17	at UTEP												
Feb. 19	at UTSA												
Feb. 24	Rice												
Feb. 26	North Texas												
March 2	at Old Dominion												
March 5	at UAB												



CAREER STATS

YEAR	GP	GS	MIN	AVG.	FG	FGA	PCT.	3FG	3FGA	PCT.	FT	FTA	PCT.	Rebounds			AVG	PF	FO	A	TO	BLK	STL	PTS	AVG
														OFF	DEF	TOTAL									
2020-21	18	0	129	7.2	18	50	.360	3	9	.333	9	18	.500	1	8	9	0.5	12	0	1	16	0	1	48	2.7
2021-22	15	10	314	20.9	33	92	.359	6	20	.300	11	20	.550	24	27	51	3.4	28	0	15	17	1	12	83	5.5
Total	33	10	441	13.4	51	142	.359	9	29	.310	20	38	.526	25	35	60	1.8	40	0	16	33	1	13	131	4.0



Lotte SANT

SOPHOMORE / GUARD

6-1 / AMSTERDAM, THE NETHERLANDS
CALANDLYCEUM HS

SEASON HIGHS

- Points**
9 vs. Mississippi Valley State (Dec. 5)
- Rebounds**
6 at ULM (Dec. 2)
- Assists**
2 (5x) last at Southern Miss (Jan. 13)
- Blocks**
1 (2x) last vs. Southern Miss (Jan. 9)
- Steals**
2 (4x) last at McNeese State (Dec. 22)
- Minutes**
29 at Colorado (Nov. 27)

CAREER HIGHS

- Points**
15, vs. LSU-Alexandria (11/7/19)
- Rebounds**
7, (2x) last at UTSA (3/5/20)
- Assists**
4, (2x) last vs. UTSA (1/9/20)
- Blocks**
1, (7x) last vs. Southern Miss (1/9/22)
- Steals**
2, (6x) last at McNeese State (12/22/21)
- Minutes**
38 vs. UAB (2/13/21)

GAME-BY-GAME STATS

DATE	OPPONENT	GP-GS	MIN	FG	3FG	FT	O-D-T	PF	A	TO	B	S	TP
Nov. 9	Jarvis Christian	1-0	12	2-3	1-1	0-0	2-2-4	0	1	3	0	0	5
Nov. 12	LSU-Alexandria	1-0	14	0-1	0-1	0-0	1-1-2	0	2	0	0	2	0
Nov. 19	at Ole Miss	1-0	13	0-0	0-0	2-2	2-2-4	1	0	0	0	0	2
Nov. 22	Nicholls State	1-0	12	3-5	1-3	0-0	0-1-1	0	1	2	1	2	7
Nov. 26	vs. Boise State	1-0	26	2-2	2-2	0-0	0-1-1	1	2	2	0	0	6
Nov. 27	at Colorado	1-0	29	0-2	0-2	0-0	0-2-2	0	0	0	0	2	0
Dec. 2	at ULM	1-0	23	1-4	1-2	2-2	3-3-6	1	1	1	0	0	5
Dec. 5	Mississippi Valley State	1-0	23	3-5	3-5	0-0	0-1-1	1	1	2	0	1	9
Dec. 10	Sam Houston	1-0	10	2-2	0-0	2-2	2-0-2	0	2	1	0	0	6
Dec. 19	at Louisiana-Lafayette	1-0	12	0-5	0-5	0-0	0-0-0	1	2	0	0	0	0
Dec. 22	at McNeese State	1-0	22	2-6	2-5	0-0	3-2-5	1	1	1	0	2	6
Dec. 30	at Marshall	1-0	15	0-2	0-2	0-0	0-1-1	1	0	0	0	1	0
Jan. 1	at Western Kentucky	1-0	20	1-3	1-2	3-3	1-1-2	1	0	0	0	0	6
Jan. 6	UTEP						POSTPONED						
Jan. 8	UTSA						POSTPONED						
Jan. 9	Southern Miss	1-0	18	1-5	0-3	0-0	2-0-2	3	0	0	1	0	2
Jan. 13	at Southern Miss	1-0	26	2-8	2-7	0-0	2-2-4	4	2	0	0	1	6
Jan. 17	UTSA												
Jan. 22	at UAB												
Jan. 27	at Rice												
Jan. 29	at North Texas												
Feb. 3	FAU												
Feb. 5	FIU												
Feb. 10	Charlotte												
Feb. 17	at UTEP												
Feb. 19	at UTSA												
Feb. 24	Rice												
Feb. 26	North Texas												
March 2	at Old Dominion												
March 5	at UAB												



CAREER STATS

YEAR	GP	GS	MIN	AVG.	FG	FGA	PCT.	3FG	3FGA	PCT.	FT	FTA	PCT.	Rebounds			AVG	PF	FO	A	TO	BLK	STL	PTS	AVG
														OFF	DEF	TOTAL									
2019-20	30	11	643	21.4	52	137	.380	38	108	.352	10	14	.714	25	44	69	2.3	14	0	28	25	2	7	152	5.1
2020-21	24	23	633	26.4	24	104	.231	20	93	.215	6	8	.750	15	40	65	2.7	24	0	21	11	3	9	74	3.1
2021-22	15	0	270	18.0	19	53	.358	13	40	.325	9	9	1.000	18	19	37	2.5	15	0	15	12	2	11	60	4.0
Total	69	34	1549	22.4	95	294	.335	71	241	.295	25	31	.806	68	103	171	2.5	53	0	64	48	7	27	286	4.1



Salma BATES

SOPHOMORE / GUARD
5-7 / KENNER, LOUISIANA
JOHN CURTIS HS

SEASON HIGHS

- Points**
16 vs. Nicholls State (Nov. 22)
- Rebounds**
7 at McNeese State (Dec. 22)
- Assists**
6 (2x) last vs. Boise State (Nov. 26)
- Blocks**
1 (5x) last at Marshall (Dec. 30)
- Steals**
5 (2x) last vs. Nicholls State (Nov. 22)
- Minutes**
40 at ULM (Dec. 2)

CAREER HIGHS

- Points**
16, vs. Nicholls State (11/22/21)
- Rebounds**
10, vs. Tulsa (2/10/21)
- Assists**
7, vs. Nicholls State (11/25/20)
- Blocks**
1, (7x) last at Marshall (12/30/21)
- Steals**
5, (2x) last vs. Nicholls State (11/22/21)
- Minutes**
40 at ULM (12/2/21)

GAME-BY-GAME STATS

DATE	OPPONENT	GP-GS	MIN	FG	3FG	FT	O-D-T	PF	A	TO	B	S	TP
Nov. 9	Jarvis Christian	1-1	29	4-8	0-0	2-2	0-3-3	1	5	1	0	3	10
Nov. 12	LSU-Alexandria	1-1	18	3-6	1-2	0-0	0-2-2	0	6	0	1	5	7
Nov. 19	at Ole Miss	1-1	39	3-11	1-3	0-0	0-1-1	2	1	2	0	2	7
Nov. 22	Nicholls State	1-1	35	6-10	4-8	0-0	0-3-3	2	3	2	1	5	16
Nov. 26	vs. Boise State	1-1	37	4-10	2-5	1-2	1-1-2	0	6	2	1	2	11
Nov. 27	at Colorado	1-1	37	4-14	0-4	1-3	0-2-2	0	2	5	0	0	9
Dec. 2	at ULM	1-1	40	2-9	1-3	3-4	0-5-5	0	4	4	2	0	8
Dec. 5	Mississippi Valley State	1-1	30	1-4	0-1	1-3	1-3-4	3	2	2	1	2	3
Dec. 10	Sam Houston	1-1	26	2-6	0-1	0-0	0-3-3	2	3	6	0	2	4
Dec. 19	at Louisiana-Lafayette	1-1	39	4-12	4-10	3-6	0-4-4	0	3	2	1	0	15
Dec. 22	at McNeese State	1-1	38	0-3	0-2	1-2	0-7-7	1	3	4	0	1	1
Dec. 30	at Marshall	1-1	38	2-7	1-4	0-0	0-5-5	3	0	1	1	1	5
Jan. 1	at Western Kentucky	1-1	32	1-9	0-4	0-0	0-3-3	0	3	6	0	2	2
Jan. 6	UTEP												
Jan. 8	UTSA												
Jan. 9	Southern Miss	1-1	39	5-13	2-5	0-2	0-1-1	3	4	4	0	0	12
Jan. 13	at Southern Miss	1-1	35	2-10	0-3	2-3	0-1-1	0	4	3	0	1	6
Jan. 17	UTSA												
Jan. 22	at UAB												
Jan. 27	at Rice												
Jan. 29	at North Texas												
Feb. 3	FAU												
Feb. 5	FIU												
Feb. 10	Charlotte												
Feb. 17	at UTEP												
Feb. 19	at UTSA												
Feb. 24	Rice												
Feb. 26	North Texas												
March 2	at Old Dominion												
March 5	at UAB												



CAREER STATS

YEAR	GP	GS	MIN	AVG.	FG	FGA	PCT.	3FG	3FGA	PCT.	FT	FTA	PCT.	Rebounds		AVG	PF	FO	A	TO	BLK	STL	PTS	AVG	
														OFF	DEF										TOTAL
2019-20*	19	2	214	11.3	15	50	.300	7	24	.292	8	15	.533	6	10	16	0.8	7	0	33	21	0	7	45	2.4
2020-21*	27	2	461	17.1	47	108	.435	15	44	.341	18	35	.514	5	46	51	1.9	17	0	56	45	2	13	127	4.7
2021-22	15	15	512	34.1	43	132	.326	16	55	.291	14	27	.519	2	44	46	3.1	17	0	49	44	8	26	116	7.7
Total	60	19	1180	19.7	105	290	.362	38	123	.309	40	77	.519	13	100	113	1.9	41	0	138	110	10	46	288	4.8

*Tulane Stats



Gabbie GREEN

SENIOR / GUARD
5-7 / BELLVILLE, TEXAS
BELLVILLE HS

SEASON HIGHS

Points

Rebounds

Assists

Blocks

Steals

Minutes

CAREER HIGHS

Points

23, vs. Miami (OH) (12/17/19)

Rebounds

10, vs. Duquesne (11/23/19)

Assists

3, (3x) last vs. Miami (1/21/21)

Blocks

None

Steals

4, at UCF (11/6/19)

Minutes

40, (2x) last at Virginia (2/27/20)

GAME-BY-GAME STATS

DATE	OPPONENT	GP-GS	MIN	FG	3FG	FT	O-D-T	PF	A	TO	B	S	TP
Nov. 9	Jarvis Christian												DNP-Injury
Nov. 12	LSU-Alexandria												DNP-Injury
Nov. 19	at Ole Miss												DNP-Injury
Nov. 22	Nicholls State												DNP-Injury
Nov. 26	vs. Boise State												DNP-Injury
Nov. 27	at Colorado												DNP-Injury
Dec. 2	at ULM												DNP-Injury
Dec. 5	Mississippi Valley State												DNP-Injury
Dec. 10	Sam Houston												DNP-Injury
Dec. 19	at Louisiana-Lafayette												DNP-Injury
Dec. 22	at McNeese State												DNP-Injury
Dec. 30	at Marshall												DNP-Injury
Jan. 1	at Western Kentucky												DNP-Injury
Jan. 6	UTEP												POSTPONED
Jan. 8	UTSA												POSTPONED
Jan. 9	Southern Miss												DNP-Injury
Jan. 13	at Southern Miss												DNP-Injury
Jan. 17	UTSA												
Jan. 22	at UAB												
Jan. 27	at Rice												
Jan. 29	at North Texas												
Feb. 3	FAU												
Feb. 5	FIU												
Feb. 10	Charlotte												
Feb. 17	at UTEP												
Feb. 19	at UTSA												
Feb. 24	Rice												
Feb. 26	North Texas												
March 2	at Old Dominion												
March 5	at UAB												



CAREER STATS

YEAR	GP	GS	MIN	AVG.	FG	FGA	PCT.	3FG	3FGA	PCT.	FT	FTA	PCT.	Rebounds			AVG	PF	FO	A	TO	BLK	STL	PTS	AVG	
														OFF	DEF	TOTAL										
2017-18*	30	23	881	29.4	119	313	.380	38	127	.299	41	58	.707	29	69	98	3.3	52	1	63	88	1	34	317	10.6	
2018-19*	35	35	1007	28.8	197	422	.467	29	96	.302	81	103	.786	43	104	147	4.2	51	1	136	72	3	71	504	14.4	
2019-20^	31	31	979	31.6	103	310	.332	60	191	.314	31	37	.838	40	63	103	3.3	54	0	34	62	0	19	297	9.6	
2020-21 ^	17	16	348	20.6	35	101	.347	25	72	.347	5	7	.714	13	17	30	1.8	14	0	12	23	0	12	100	5.9	
2021-22																										
Total	113	105	3215	28.4	454	1146	.396	152	486	.313	158	205	363	125	253	378	3.3	171	2	245	245	4	136	1218	10.8	

* South Plains College Stats ^ Pittsburgh Stats



Rhi OCKWELL

FRESHMAN / FORWARD

6-1 / KILSYTH, VICTORIA, AUSTRALIA

BOX HILL SENIOR SECONDARY COLLEGE

SEASON HIGHS

- Points**
3 vs. LSU-Alexandria (Nov. 12)
- Rebounds**
3 vs. LSU-Alexandria (Nov. 12)
- Assists**
None
- Blocks**
None
- Steals**
None
- Minutes**
8 vs. LSU-Alexandria (Nov. 12)

CAREER HIGHS

- Points**
Same
- Rebounds**
Same
- Assists**
None
- Blocks**
None
- Steals**
None
- Minutes**
Same

GAME-BY-GAME STATS

DATE	OPPONENT	GP-GS	MIN	FG	3FG	FT	O-D-T	PF	A	TO	B	S	TP
Nov. 9	Jarvis Christian	1-0	3	1-1	0-0	0-0	0-0-0	0	0	0	0	0	2
Nov. 12	LSU-Alexandria	1-0	8	1-1	1-1	0-0	0-3-3	1	0	1	0	0	3
Nov. 19	at Ole Miss						DNP						
Nov. 22	Nicholls State	1-0	2	0-1	0-1	0-0	1-1-2	0	0	0	0	0	0
Nov. 26	vs. Boise State						DNP						
Nov. 27	at Colorado						DNP						
Dec. 2	at ULM						DNP						
Dec. 5	Mississippi Valley State						DNP						
Dec. 10	Sam Houston						DNP						
Dec. 19	at Louisiana-Lafayette	1-0	1	0-0	0-0	0-0	0-0-0	0	0	0	0	0	0
Dec. 22	at McNeese State	1-0	1	0-0	0-0	0-0	0-0-0	0	0	0	0	0	0
Dec. 30	at Marshall						DNP						
Jan. 1	at Western Kentucky						DNP						
Jan. 6	UTEP						POSTPONED						
Jan. 8	UTSA						POSTPONED						
Jan. 9	Southern Miss						DNP						
Jan. 13	at Southern Miss						DNP						
Jan. 17	UTSA												
Jan. 22	at UAB												
Jan. 27	at Rice												
Jan. 29	at North Texas												
Feb. 3	FAU												
Feb. 5	FIU												
Feb. 10	Charlotte												
Feb. 17	at UTEP												
Feb. 19	at UTSA												
Feb. 24	Rice												
Feb. 26	North Texas												
March 2	at Old Dominion												
March 5	at UAB												



CAREER STATS

YEAR	GP	GS	MIN	AVG.	FG	FGA	PCT.	3FG	3FGA	PCT.	FT	FTA	PCT.	Rebounds			AVG	PF	FO	A	TO	BLK	STL	PTS	AVG
														OFF	DEF	TOTAL									
2021-22	5	0	13	2.6	2	3	.667	1	2	.500	0	0	.000	1	4	5	1.0	1	0	0	1	0	0	5	1.0
Total	5	0	13	2.6	2	3	.667	1	2	.500	0	0	.000	1	4	5	1.0	1	0	0	1	0	0	5	1.0



Jadona DAVIS

SENIOR / CENTER / 6 - 5
MUCKATUNNA, MISSISSIPPI
WAYNE COUNTY HS

SEASON HIGHS

- Points**
10 vs. Mississippi Valley State (Dec. 5)
- Rebounds**
5 vs. Southern Miss (Jan. 9)
- Assists**
2 (2x) last vs. Southern Miss (Jan. 9)
- Blocks**
1 (4x) last vs. Mississippi Valley State (Dec. 5)
- Steals**
1 (4x) last at UL-Lafayette (Dec. 19)
- Minutes**
15 vs. Southern Miss (Jan. 9)

CAREER HIGHS

- Points**
12, vs. William Carey (12/8/20)
- Rebounds**
7, vs. William Carey (12/8/20)
- Assists**
2, (3x) last vs. Southern Miss (1/9/21)
- Blocks**
3, (2x) last vs. Troy (2/13/21)
- Steals**
2, (2x) last vs. Georgia Southern (2/1/20)
- Minutes**
22, vs. William Carey (12/8/20)

GAME-BY-GAME STATS

DATE	OPPONENT	GP-GS	MIN	FG	3FG	FT	O-D-T	PF	A	TO	B	S	TP
Nov. 9	Jarvis Christian	1-0	10	2-6	0-0	0-3	3-1-4	3	0	0	0	0	4
Nov. 12	LSU-Alexandria	1-0	13	1-3	0-0	2-2	0-2-2	1	1	3	1	1	4
Nov. 19	at Ole Miss	1-0	6	1-2	0-0	0-0	0-0-0	0	0	1	0	0	2
Nov. 22	Nicholls State	1-0	10	1-4	0-0	0-0	2-2-4	3	1	1	1	1	2
Nov. 26	vs. Boise State	1-0	1	0-0	0-0	0-0	0-0-0	0	0	0	0	0	0
Nov. 27	at Colorado	1-0	6	0-2	0-0	0-0	1-0-1	0	0	1	0	0	0
Dec. 2	at ULM	1-0	9	1-4	0-0	0-0	0-3-3	2	0	1	1	0	2
Dec. 5	Mississippi Valley State	1-0	10	3-6	0-0	4-4	3-1-4	2	0	1	1	1	10
Dec. 10	Sam Houston	1-0	3	1-2	0-0	0-0	0-0-0	0	0	0	0	0	2
Dec. 19	at Louisiana-Lafayette	1-0	11	1-3	0-0	0-0	2-0-2	2	2	0	0	1	2
Dec. 22	at McNeese State	1-0	6	0-2	0-0	3-4	0-0-0	1	0	1	0	0	3
Dec. 30	at Marshall						DNP						
Jan. 1	at Western Kentucky	1-0	2	0-0	0-0	0-0	0-1-1	0	0	1	0	0	0
Jan. 6	UTEP						POSTPONED						
Jan. 8	UTSA						POSTPONED						
Jan. 9	Southern Miss	1-0	15	1-6	0-0	0-0	3-2-5	0	2	3	0	0	2
Jan. 13	at Southern Miss	1-0	2	0-0	0-0	0-0	0-0-0	0	0	0	0	0	0
Jan. 17	UTSA												
Jan. 22	at UAB												
Jan. 27	at Rice												
Jan. 29	at North Texas												
Feb. 3	FAU												
Feb. 5	FIU												
Feb. 10	Charlotte												
Feb. 17	at UTEP												
Feb. 19	at UTSA												
Feb. 24	Rice												
Feb. 26	North Texas												
March 2	at Old Dominion												
March 5	at UAB												



CAREER STATS

YEAR	GP	GS	MIN	AVG.	FG	FGA	PCT.	3FG	3FGA	PCT.	FT	FTA	PCT.	Rebounds			AVG	PF	FO	A	TO	BLK	STL	PTS	AVG	
														OFF	DEF	TOTAL										
2017-18*	11	0	61	5.5	10	28	.357	3	6	.500	8	10	.800	3	4	7	0.6	5	0	0	9	5	2	31	2.8	
2018-19*	8	0	26	3.3	3	12	.250	0	1	.000	1	1	1.000	0	3	3	0.4	7	0	1	3	1	1	7	0.9	
2019-20^																										
2020-21^	21	1	292	13.9	36	90	.400	1	2	.500	30	41	.732	23	42	65	3.1	37	0	5	35	22	7	103	4.9	
2021-22	14	0	102	7.3	12	40	.300	0	0	.000	9	13	.692	14	12	26	1.9	14	0	6	13	5	4	33	2.4	
Total	54	1	481	8.9	61	170	.359	4	9	.444	48	65	.738	40	61	101	1.9	63	0	12	60	33	14	174	3.2	

* Middle Tennessee Stats ^ South Alabama Stats



Silvia NATIVI

FRESHMAN / GUARD / 5-10

FERRARA, ITALY

ISTITUTO DI ISTRUZION SUPERIORE BENEDETTO VARCHI

SEASON HIGHS

Points
13 vs. LSU-Alexandria (Nov. 12)

Rebounds
6 at McNeese State (Dec. 22)

Assists
5 vs. LSU-Alexandria (Nov. 12)

Blocks
1 (2x) last vs. Nicholls State (Nov. 22)

Steals
5 at WKU (Jan. 1)

Minutes
28 at Southern Miss (Jan. 13)

CAREER HIGHS

Points
Same

Rebounds
Same

Assists
Same

Blocks
Same

Steals
Same

Minutes
Same

GAME-BY-GAME STATS

DATE	OPPONENT	GP-GS	MIN	FG	3FG	FT	O-D-T	PF	A	TO	B	S	TP
Nov. 9	Jarvis Christian	1-0	14	3-5	0-2	1-3	1-1-2	3	1	0	0	3	7
Nov. 12	LSU-Alexandria	1-0	27	5-6	2-3	1-1	0-2-2	3	5	3	1	2	13
Nov. 19	at Ole Miss	1-0	7	0-1	0-0	0-0	0-0-0	1	0	2	0	0	0
Nov. 22	Nicholls State	1-0	15	0-3	0-0	0-0	1-0-1	1	1	3	1	0	0
Nov. 26	vs. Boise State	1-0	12	1-3	0-0	0-0	0-1-1	0	1	0	0	0	2
Nov. 27	at Colorado	1-0	10	1-1	0-0	0-0	0-1-1	1	0	1	0	1	2
Dec. 2	at ULM	1-0	5	0-0	0-0	0-0	0-1-1	0	0	1	0	0	0
Dec. 5	Mississippi Valley State	1-0	16	1-1	0-0	0-0	0-2-2	0	3	1	0	2	2
Dec. 10	Sam Houston	1-0	16	4-4	1-1	2-2	0-0-0	3	1	1	0	2	11
Dec. 19	at Louisiana-Lafayette	1-0	20	2-5	0-1	0-1	2-0-2	0	0	0	0	2	4
Dec. 22	at McNeese State	1-1	24	0-2	0-1	4-4	1-5-6	3	4	2	0	0	4
Dec. 30	at Marshall	1-1	22	1-5	0-2	0-0	2-2-4	2	0	4	0	0	2
Jan. 1	at Western Kentucky	1-1	25	1-3	0-2	1-2	0-0-0	2	2	2	0	5	3
Jan. 6	UTEP												
Jan. 8	UTSA												
Jan. 9	Southern Miss	1-1	25	2-4	1-3	1-1	0-2-2	2	4	1	0	1	6
Jan. 13	at Southern Miss	1-1	28	1-1	0-0	0-0	0-1-1	0	0	1	1	0	2
Jan. 17	UTSA												
Jan. 22	at UAB												
Jan. 27	at Rice												
Jan. 29	at North Texas												
Feb. 3	FAU												
Feb. 5	FIU												
Feb. 10	Charlotte												
Feb. 17	at UTEP												
Feb. 19	at UTSA												
Feb. 24	Rice												
Feb. 26	North Texas												
March 2	at Old Dominion												
March 5	at UAB												



CAREER STATS

YEAR	GP	GS	MIN	AVG.	FG	FGA	PCT.	3FG	3FGA	PCT.	FT	FTA	PCT.	Rebounds			AVG	PF	FO	A	TO	BLK	STL	PTS	AVG
														OFF	DEF	TOTAL									
2021-22	15	5	262	17.5	22	44	.500	4	15	.267	10	14	.714	7	18	25	1.7	21	0	22	22	3	18	58	3.9
Total	15	5	262	17.5	22	44	.500	4	15	.267	10	14	.714	7	18	25	1.7	21	0	22	22	3	18	58	3.9



Amaya BRANNON

FRESHMAN / GUARD / 5-11
PLANO, TEXAS
PLANO SENIOR HS

SEASON HIGHS

- Points**
16 at McNeese State (Dec. 22)
- Rebounds**
9 vs. Boise State (Nov. 26)
- Assists**
3 at Ole Miss (Nov. 19)
- Blocks**
1 (2x) last at McNeese State (Dec. 22)
- Steals**
5 vs. Nicholls State (Nov. 22)
- Minutes**
35 vs. Colorado (Nov. 27)

CAREER HIGHS

- Points**
Same
- Rebounds**
Same
- Assists**
Same
- Blocks**
None
- Steals**
Same
- Minutes**
Same

GAME-BY-GAME STATS

DATE	OPPONENT	GP-GS	MIN	FG	3FG	FT	O-D-T	PF	A	TO	B	S	TP
Nov. 9	Jarvis Christian	1-1	31	5-12	1-4	0-0	2-2-4	0	0	0	0	1	11
Nov. 12	LSU-Alexandria	1-1	22	6-7	2-2	0-0	2-4-6	1	2	3	0	1	14
Nov. 19	at Ole Miss	1-1	32	2-3	1-1	2-4	0-4-4	3	3	6	0	1	7
Nov. 22	Nicholls State	1-1	33	6-13	1-3	2-2	3-2-5	0	0	3	0	5	15
Nov. 26	vs. Boise State	1-1	30	3-7	2-4	0-0	1-8-9	1	1	1	1	0	8
Nov. 27	at Colorado	1-1	35	4-13	1-4	0-0	2-3-5	0	0	2	0	1	9
Dec. 2	at ULM	1-1	25	1-4	0-0	1-2	3-4-7	1	0	2	0	2	3
Dec. 5	Mississippi Valley State	1-1	21	2-6	0-2	4-5	1-0-1	3	0	6	0	1	8
Dec. 10	Sam Houston	1-1	19	2-6	0-0	0-0	0-3-3	2	0	0	0	3	2
Dec. 19	at Louisiana-Lafayette	1-1	25	1-4	0-1	1-2	2-4-6	2	0	2	0	0	3
Dec. 22	at McNeese State	1-1	29	3-6	0-1	10-12	5-1-6	3	2	1	1	1	16
Dec. 30	at Marshall	1-1	32	0-3	0-3	0-0	0-4-4	0	1	2	0	1	0
Jan. 1	at Western Kentucky	1-1	13	1-4	0-0	1-4	1-2-3	0	0	2	0	1	3
Jan. 6	UTEP						POSTPONED						
Jan. 8	UTSA						POSTPONED						
Jan. 9	Southern Miss	1-0	8	0-2	0-0	0-2	1-2-3	0	0	1	0	0	0
Jan. 13	at Southern Miss	1-0	27	2-6	0-2	1-2	1-3-4	1	1	1	0	0	5
Jan. 17	UTSA												
Jan. 22	at UAB												
Jan. 27	at Rice												
Jan. 29	at North Texas												
Feb. 3	FAU												
Feb. 5	FIU												
Feb. 10	Charlotte												
Feb. 17	at UTEP												
Feb. 19	at UTSA												
Feb. 24	Rice												
Feb. 26	North Texas												
March 2	at Old Dominion												
March 5	at UAB												



CAREER STATS

YEAR	GP	GS	MIN	AVG.	FG	FGA	PCT.	3FG	3FGA	PCT.	FT	FTA	PCT.	Rebounds			AVG	PF	FO	A	TO	BLK	STL	PTS	AVG
														OFF	DEF	TOTAL									
2021-22	15	13	380	25.3	37	94	.394	8	28	.286	22	35	.629	25	43	68	4.5	17	0	10	32	2	18	104	6.9
Total	15	13	380	25.3	37	94	.394	8	28	.286	22	35	.629	25	43	68	4.5	17	0	10	32	2	18	104	6.9



Kate THOMPSON

FRESHMAN / FORWARD
6-2 / DENHAM SPRINGS, LOUISIANA
DENHAM SPRINGS HS

SEASON HIGHS

- Points**
14 at McNeese State (Dec. 22)
- Rebounds**
8 at McNeese State (Dec. 22)
- Assists**
2 (2x) last vs. Sam Houston (Dec. 10)
- Blocks**
2 (3x) last at McNeese State (Dec. 22)
- Steals**
2 at McNeese State (Dec. 22)
- Minutes**
20 vs. Sam Houston (Dec. 10)

CAREER HIGHS

- Points**
14 at McNeese State (Dec. 22)
- Rebounds**
8 at McNeese State (Dec. 22)
- Assists**
2 (2x) last vs. Sam Houston (Dec. 10)
- Blocks**
3 vs. North Dakota (12/13/20)
- Steals**
2 (2x) last at McNeese State (Dec. 22)
- Minutes**
22, (2x) last vs. Michigan State (3/6/21)

GAME-BY-GAME STATS

DATE	OPPONENT	GP-GS	MIN	FG	3FG	FT	O-D-T	PF	A	TO	B	S	TP
Nov. 9	Jarvis Christian	1-0	18	3-9	0-0	3-4	5-0-5	3	2	1	1	1	9
Nov. 12	LSU-Alexandria	1-0	13	1-2	0-0	2-2	0-2-2	0	1	1	1	1	4
Nov. 19	at Ole Miss	1-0	10	1-2	0-0	0-0	0-1-1	0	0	0	0	0	2
Nov. 22	Nicholls State	1-0	11	1-2	0-0	2-2	3-1-4	2	1	2	1	0	4
Nov. 26	vs. Boise State	1-0	11	1-4	0-0	0-0	1-0-1	1	0	1	0	0	2
Nov. 27	at Colorado	1-0	5	0-0	0-0	0-0	0-0-0	1	0	0	0	0	0
Dec. 2	at ULM	1-0	4	1-1	0-0	0-0	0-0-0	1	0	1	0	0	2
Dec. 5	Mississippi Valley State	1-0	8	1-2	0-0	0-0	1-3-4	2	0	3	2	0	2
Dec. 10	Sam Houston	1-0	20	5-6	0-0	0-0	1-1-2	0	2	1	2	1	10
Dec. 19	at Louisiana-Lafayette	1-0	7	1-1	0-0	0-0	0-0-0	2	0	0	0	0	2
Dec. 22	at McNeese State	1-1	19	5-13	0-0	4-4	6-2-8	3	0	3	2	2	14
Dec. 30	at Marshall	1-0	9	1-1	0-0	0-0	1-0-1	2	0	1	0	0	2
Jan. 1	at Western Kentucky	1-0	16	0-3	0-0	0-0	1-1-2	2	0	5	0	1	0
Jan. 6	UTEP						POSTPONED						
Jan. 8	UTSA						POSTPONED						
Jan. 9	Southern Miss	1-1	9	1-1	0-0	0-0	0-0-0	1	1	0	0	0	2
Jan. 13	at Southern Miss	1-1	12	2-2	0-0	0-0	0-0-0	0	0	0	0	0	4
Jan. 17	UTSA												
Jan. 22	at UAB												
Jan. 27	at Rice												
Jan. 29	at North Texas												
Feb. 3	FAU												
Feb. 5	FIU												
Feb. 10	Charlotte												
Feb. 17	at UTEP												
Feb. 19	at UTSA												
Feb. 24	Rice												
Feb. 26	North Texas												
March 2	at Old Dominion												
March 5	at UAB												



CAREER STATS

YEAR	GP	GS	MIN	AVG.	FG	FGA	PCT.	3FG	3FGA	PCT.	FT	FTA	PCT.	Rebounds			AVG	PF	FO	A	TO	BLK	STL	PTS	AVG
														OFF	DEF	TOTAL									
2020-21*	24	3	290	12.1	28	84	.333	0	2	.000	17	29	.586	20	42	62	2.6	41	0	4	18	6	9	73	3.0
2021-22	15	3	171	11.4	24	49	.490	0	0	.000	11	12	.917	19	11	30	2.0	20	0	7	19	9	6	59	3.9
Total	39	6	458	11.8	52	133	.391	0	2	.000	28	41	.683	39	53	92	2.4	61	0	11	37	18	12	132	3.4

*Wisconsin Stats



Mackenzie WURM

FRESHMAN / FORWARD

6-3 / ALLEN, TEXAS

ALLEN HS

SEASON HIGHS

Points
12 at McNeese State (Dec. 22)

Rebounds
12 at McNeese State (Dec. 22)

Assists
1 vs. Sam Houston (Dec. 10)

Blocks
3 at McNeese State (Dec. 22)

Steals
1 vs. LSU-Alexandria (Nov. 12)

Minutes
16 at McNeese State (Dec. 22)

CAREER HIGHS

Points
Same

Rebounds
Same

Assists
None

Blocks
None

Steals
None

Minutes
Same

GAME-BY-GAME STATS

DATE	OPPONENT	GP-GS	MIN	FG	3FG	FT	O-D-T	PF	A	TO	B	S	TP
Nov. 9	Jarvis Christian	1-0	6	1-1	0-0	0-0	1-1-2	2	0	0	0	0	2
Nov. 12	LSU-Alexandria	1-0	8	2-5	0-0	0-2	0-1-1	0	0	0	0	1	4
Nov. 19	at Ole Miss						DNP						
Nov. 22	Nicholls State	1-0	3	0-0	0-0	0-0	0-0-0	1	0	0	0	0	0
Nov. 26	vs. Boise State						DNP						
Nov. 27	at Colorado						DNP						
Dec. 2	at ULM						DNP						
Dec. 5	Mississippi Valley State	1-0	2	0-1	0-0	0-0	0-0-0	1	0	0	0	0	0
Dec. 10	Sam Houston	1-0	5	0-0	0-0	0-0	0-2-2	0	1	0	1	0	0
Dec. 19	at Louisiana-Lafayette	1-0	5	0-0	0-0	0-0	0-0-0	0	0	0	0	0	0
Dec. 22	at McNeese State	1-0	16	2-8	0-0	8-8	5-7-12	1	0	2	3	0	12
Dec. 30	at Marshall	1-0	2	0-0	0-0	0-0	0-0-0	0	0	0	0	0	0
Jan. 1	at Western Kentucky						DNP						
Jan. 6	UTEP						POSTPONED						
Jan. 8	UTSA						POSTPONED						
Jan. 9	Southern Miss						DNP						
Jan. 13	at Southern Miss						DNP						
Jan. 17	UTSA												
Jan. 22	at UAB												
Jan. 27	at Rice												
Jan. 29	at North Texas												
Feb. 3	FAU												
Feb. 5	FIU												
Feb. 10	Charlotte												
Feb. 17	at UTEP												
Feb. 19	at UTSA												
Feb. 24	Rice												
Feb. 26	North Texas												
March 2	at Old Dominion												
March 5	at UAB												



CAREER STATS

YEAR	GP	GS	MIN	AVG.	FG	FGA	PCT.	3FG	3FGA	PCT.	FT	FTA	PCT.	Rebounds			AVG	PF	FO	A	TO	BLK	STL	PTS	AVG
														OFF	DEF	TOTAL									
2021-22	8	0	47	5.9	5	15	.333	0	0	.000	8	10	.800	6	11	17	2.1	5	0	1	2	4	1	18	2.3
Total	8	0	47	5.9	5	15	.333	0	0	.000	8	10	.800	6	11	17	2.1	5	0	1	2	4	1	18	2.3



Anna Larr ROBERSON

FRESHMAN / FORWARD
6-3 / RUSTON, LOUISIANA
CEDAR CREEK HS

SEASON HIGHS

- Points**
20 at ULM (Dec. 2)
- Rebounds**
15 (2x) last vs. Southern Miss (Jan. 9)
- Assists**
3 (2x) last at Marshall (Dec. 30)
- Blocks**
4 vs. Boise State (Nov. 26)
- Steals**
2 (2x) last vs. Southern Miss (Jan. 9)
- Minutes**
39 vs. Southern Miss (Jan. 9)

CAREER HIGHS

- Points**
22 vs. Marshall (3/10/21)
- Rebounds**
15, (2x) last vs. Southern Miss (1/9/22)
- Assists**
3 (2x) last at Marshall (12/30/21)
- Blocks**
4, (2x) last vs. Boise State (11/26/21)
- Steals**
3, (2x) last vs. Southern Miss (1/28/21)
- Minutes**
39, (2x) last vs. Southern Miss (1/9/22)

GAME-BY-GAME STATS

DATE	OPPONENT	GP-GS	MIN	FG	3FG	FT	O-D-T	PF	A	TO	B	S	TP
Nov. 9	Jarvis Christian	1-1	18	4-7	0-0	6-7	4-2-6	3	0	1	1	1	14
Nov. 12	LSU-Alexandria	1-1	17	6-9	0-0	0-1	2-6-8	1	1	1	1	1	12
Nov. 19	at Ole Miss	1-1	35	1-6	0-1	2-4	0-4-4	3	3	2	2	0	4
Nov. 22	Nicholls State	1-1	20	5-8	0-0	2-2	3-4-7	2	2	2	0	0	12
Nov. 26	vs. Boise State	1-1	35	8-17	0-1	1-2	5-8-13	4	2	2	4	1	17
Nov. 27	at Colorado	1-1	32	2-10	0-1	4-4	2-9-11	3	0	0	3	0	8
Dec. 2	at ULM	1-1	33	5-11	0-0	10-11	9-14	1	0	1	0	0	20
Dec. 5	Mississippi Valley State	1-1	33	6-10	0-0	6-8	3-12-15	4	1	2	2	1	18
Dec. 10	Sam Houston	1-1	30	5-10	0-0	1-2	1-6-7	2	1	0	1	0	11
Dec. 19	at Louisiana-Lafayette	1-1	32	4-10	0-1	2-2	4-7-11	1	2	3	1	1	10
Dec. 22	at McNeese State												
Dec. 30	at Marshall	1-1	33	5-9	0-0	2-2	2-5-7	3	3	3	0	0	12
Jan. 1	at Western Kentucky	1-1	34	6-12	0-0	2-2	3-5-8	3	0	1	0	2	14
Jan. 6	UTEP												
Jan. 8	UTSA												
Jan. 9	Southern Miss	1-1	39	8-14	0-0	2-2	3-12-15	1	2	0	0	2	18
Jan. 13	at Southern Miss	1-1	37	4-8	1-1	6-6	4-6-10	3	0	3	0	1	15
Jan. 17	UTSA												
Jan. 22	at UAB												
Jan. 27	at Rice												
Jan. 29	at North Texas												
Feb. 3	FAU												
Feb. 5	FIU												
Feb. 10	Charlotte												
Feb. 17	at UTEP												
Feb. 19	at UTSA												
Feb. 24	Rice												
Feb. 26	North Texas												
March 2	at Old Dominion												
March 5	at UAB												



CAREER STATS

YEAR	GP	GS	MIN	AVG.	FG	FGA	PCT.	3FG	3FGA	PCT.	FT	FTA	PCT.	Rebounds			AVG	PF	FO	A	TO	BLK	STL	PTS	AVG
														OFF	DEF	TOTAL									
2019-20	30	15	603	20.1	81	157	.516	1	4	.250	38	56	.679	69	95	164	5.5	50	0	12	30	15	15	201	6.7
2020-21	24	11	611	25.5	103	213	.484	4	11	.364	61	70	.871	56	115	171	7.1	60	1	7	25	16	21	271	11.3
2021-22	14	14	426	30.4	69	141	.489	1	5	.200	46	55	.836	41	95	136	9.7	34	0	17	21	15	10	185	13.2
Total	68	40	1649	24.3	253	511	.495	6	20	.300	145	181	.801	166	305	471	6.9	144	1	36	76	46	46	657	9.7-

High/Low Analysis

LA TECH HIGHS

POINTS	103	Jarvis Christian (11/9)
	95	LSU-Alexandria (11/12)
FGs MADE	39	LSU-Alexandria (11/12)
	39	Jarvis Christian (11/9)
FG ATTEMPTS	81	Jarvis Christian (11/9)
	66	vs. Boise State (11/26)
FG%	61.9	LSU-Alexandria (11/12)
	56.4	Sam Houston (12/10)
3-PT FGs MADE	8	LSU-Alexandria (11/12)
	7	vs. Boise State (11/26)
3-PT FG ATTEMPTS	23	at UL-Lafayette (12/19)
	20	Nicholls State (11/22)
	16	at Colorado (11/27)
3-PT FG%	53.3	LSU-Alexandria (11/12)
	46.7	vs. Boise State (11/26)
FTs MADE	40	at McNeese State (12/22)
	21	at ULM (12/2)
	21	Jarvis Christian (11/9)
FT ATTEMPTS	46	at McNeese State (12/22)
	30	Jarvis Christian (11/9)
FT%	87.5	at ULM (12/2)
	87.0	at McNeese State (12/22)
REBOUNDS	58	at McNeese State (12/22)
	49	Miss. Valley State (12/5)
ASSISTS	25	LSU-Alexandria (11/12)
	18	Southern Miss (1/9)
STEALS	20	Nicholls State (11/22)
	19	Jarvis Christian (11/9)
BLOCKS	7	Sam Houston (12/10)
	6	at McNeese State (12/22)
	6	Miss. Valley State (12/5)
	6	vs. Boise State (11/26)
	6	Nicholls State (11/22)
TURNOVERS	24	Miss. Valley State (12/5)
	23	at WKU (1/1)
FOULS	21	Jarvis Christian (11/9)
	20	Miss. Valley State (12/5)

LA TECH LOWS

POINTS	44	at Marshall (12/30)
	44	at Ole Miss (11/19)
	48	at Colorado (11/27)
FGs MADE	13	at Ole Miss (11/19)
	16	at WKU (1/1)
	16	at McNeese State (12/22)
	16	at Colorado (11/27)
FG ATTEMPTS	44	at Marshall (12/30)
	44	at Ole Miss (11/19)
FG%	28.1	at McNeese State (12/22)
	29.5	at Ole Miss (11/19)
3-PT FGs MADE	1	at WKU (1/1)
	2 (4x)	last at Marshall (12/30)
3-PT FG ATTEMPTS	8	at Ole Miss (11/19)
	9	at McNeese State (12/22)
	9	at ULM (12/2)
3-PT FG%	9.1	at WKU (1/1)
	12.5	at Colorado (11/27)
	13.3	at Marshall (12/30)
FTs MADE	5	vs. Boise State (11/26)
	6	at Marshall (12/30)
FT ATTEMPTS	7	vs. Boise State (11/26)
	8	at Marshall (12/30)
FT%	62.5	at Ole Miss (11/19)
	64.3	Miss. Valley State (12/5)
REBOUNDS	25	at Marshall (12/30)
	29 (3x)	at Southern Miss (1/13)
ASSISTS	2	at Colorado (11/27)
	6	at WKU (1/1)
	6	at Marshall (12/30)
STEALS	3	at Southern Miss (1/13)
	5	at Marshall (12/30)
	5	at Ole Miss (11/19)
BLOCKS	0	at WKU (1/1)
	1 (3x)	at Southern Miss (1/13)
TURNOVERS	9	Jarvis Christian (11/9)
	11(3x)	last vs. Southern Miss (1/9)
FOULS	9	at Colorado (11/27)
	10	at WKU (1/1)

OPPONENT HIGHS

POINTS	69	at UL-Lafayette (12/19)
	65	Southern Miss (1/9)
FGs MADE	28	at UL-Lafayette (12/19)
	26	vs. Boise State (11/26)
FG ATTEMPTS	67	Miss. Valley State (12/5)
	64	at Ole Miss (11/19)
FG%	56.0	at UL-Lafayette (12/19)
	47.2	at WKU (1/1)
3-PT FGs MADE	11	at WKU (1/1)
	9	at Marshall (12/30)
	9	LSU-Alexandria (11/12)
	9	at McNeese State (12/22)
3-PT FG ATTEMPTS	31	at McNeese State (12/22)
	28	at WKU (1/1)
3-PT FG%	46.2	at UL-Lafayette (12/19)
	44.4	(Southern Miss (1/9)
FTs MADE	16	Jarvis Christian (11/9)
	15	Southern Miss (1/9)
	15	at Marshall (12/30)
FT ATTEMPTS	25	Jarvis Christian (11/9)
	23	Southern Miss (1/9)
FT%	84.6	Miss. Valley State (12/5)
	77.8	at UL-Lafayette (12/19)
REBOUNDS	50	at Ole Miss (11/19)
	40	at Colorado (11/27)
	40	Jarvis Christian (11/9)
ASSISTS	21	vs. Boise State (11/26)
	20	at Ole Miss (11/19)
STEALS	13	Miss. Valley State (12/5)
	12	at Marshall (12/30)
	12	at ULM (12/2)
BLOCKS	4 (6x)	vs. Southern Miss (1/9)
TURNOVERS	33	Jarvis Christian (11/9)
	29	at WKU (1/1)
	29	Nicholls State (11/22)
FOULS	32	at McNeese State (12/22)
	27	Jarvis Christian (11/9)

OPPONENT LOWS

POINTS	48	at ULM (12/5)
	48	Nicholls State (11/22)
	48	LSU-Alexandria (11/12)
FGs MADE	16	Jarvis Christian (11/9)
	18	at McNeese State (12/22)
	18	at ULM (12/2)
FG ATTEMPTS	49	Sam Houston (12/10)
	49	Jarvis Christian (11/9)
	50	at UL-Lafayette (12/19)
FG%	28.4	Miss. Valley State (12/5)
	29.5	at ULM (12/2)
3-PT FGs MADE	3	Nicholls State (11/22)
	4(4x)	last vs. Southern Miss (1/9)
3-PT FG ATTEMPTS	9	Southern Miss (1/9)
	12	at ULM (12/2)
3-PT FG%	12	vs. Boise State (11/26)
	22.2	at Colorado (11/27)
	23.1	Nicholls State (11/22)
FTs MADE	1	vs. Boise State (11/26)
	1	LSU-Alexandria (11/12)
FT ATTEMPTS	4	at WKU (1/1)
	4	LSU-Alexandria (11/12)
FT%	20.0	vs. Boise State (11/26)
	25.0	LSU-Alexandria (11/12)
REBOUNDS	28	Sam Houston (12/10)
	30	at Southern Miss (1/13)
	30	LSU-Alexandria (11/12)
ASSISTS	7	Jarvis Christian (11/9)
	8	at ULM (12/2)
STEALS	3	Jarvis Christian (11/9)
	5	UL-Lafayette (12/19)
BLOCKS	0	Miss. Valley State (12/5)
	0	Nicholls State (11/22)
	0	LSU-Alexandria (11/12)
TURNOVERS	11	Southern Miss (1/9)
	11	at Colorado (11/27)
	13	at Marshall (12/30)
FOULS	12	LSU-Alexandria (11/12)
	14	at Southern Miss (1/13)
	14	vs. Boise State (11/26)

LA TECH PLAYER HIGHS

POINTS	26	Walker vs. Jarvis Christian (11/9)
	26	Walker vs. Sam Houston (12/10)
	21	Walker at Marshall (12/30)
	20	Roberson at ULM (12/2)
	19	Walker at Southern Miss (1/13)
FGs MADE	10	Walker vs. Sam Houston (12/10)
	9	Walker at Southern Miss (1/13)
	8	Roberson vs. Southern Miss (1/9)
	8	Walker at Marshall (12/30)
	8	Roberson vs. Boise State (11/26)
	8	Walker vs. Jarvis Christian (11/9)
FG ATTEMPTS	19	Walker vs. Southern Miss (1/9)
	17	Roberson vs. Boise State (11/26)
	17	Walker vs. Boise State (11/26)
	16	Walker at Southern Miss (1/13)
	15	at Marshall (12/30)
	15	Walker vs. Sam Houston (12/10)
FG% (min 5 made)	85.7	Brannon vs. LSU-Alexandria (11/12)
	83.3	Thompson vs. Sam Houston (12/10)
	83.3	Nativi vs. LSU-Alexandria (11/12)
3-PT FGs MADE	4	Bates at UL-Lafayette (12/19)
	4	Bates vs. Nicholls State (11/22)
	3	Sant vs. Miss. Valley State (12/5)
3-PT FG ATT.	10	Bates at UL-Lafayette (12/19)
	8	Bates vs. Nicholls State (11/22)
	7	Sant at Southern Miss (1/13)
	5	Bates vs. Southern Miss (1/9)
	5	Sant vs. Miss. Valley State (12/5)
	5	Bates vs. Boise State (11/26)
3-PT FG% (100.0)	2-2	Sant vs. Boise State (11/26)
	2-2	Brannon vs. LSU-Alexandria (11/12)
	1-1	Roberson at Southern Miss (1/13)
	1-1	Nativi vs. Sam Houston (12/10)
FTs MADE	10	Walker at WKU (1/1)
	10	Brannon at McNeese St. (12/22)
	10	Walker at McNeese State (12/22)
	10	Roberson at ULM (12/2)
	9	Walker at Colorado (11/27)
	9	Walker at Ole Miss (11/19)
	9	Walker vs. Jarvis Christian (11/9)
FT ATTEMPTS	14	Walker at Ole Miss (11/19)
	13	Walker at WKU (1/1)
	12	Brannon at McNeese St. (12/22)
	12	Walker at McNeese State (12/22)
FT% (100.0)	8-8	Wurm at McNeese State (12/22)
(Min. 3 makes)	6-6	Roberson at Southern Miss (1/13)
	4-4	Thompson at McNeese St. (12/22)
	4-4	Davis vs. Miss. Valley State (12/5)
	4-4	Roberson at Colorado (11/27)
	3-3	Sant at WKU (1/1)
	3-3	Walker at ULM (12/2)
	3-3	Walker vs. Boise State (11/26)
REBOUNDS	15	Roberson vs. Southern Miss (1/9)
	15	Roberson vs. Miss. Valley State (12/5)
	14	Roberson at ULM (12/2)
ASSISTS	8	Walker vs. Miss. Valley State (12/5)
	6	Bates vs. Boise State (11/26)
	6	Bates vs. LSU-Alexandria (11/12)
STEALS	5	Nativi at WKU (1/1)
	5	Bates vs. Nicholls State (11/22)
	5	Brannon vs. Nicholls State (11/22)
	5	Bates vs. LSU-Alexandria (11/12)
	5	Walker vs. Jarvis Christian (11/9)
BLOCKS	4	Roberson vs. Boise State (11/26)
	3	Wurm at McNeese St. (12/22)
	3	Roberson at Colorado (11/27)
MINUTES	40	Bates at ULM (12/2)
	39	Roberson vs. Southern Miss (1/9)
	39	Bates vs. Southern Miss (1/9)
	39	Walker at WKU (1/1)
	39	Bates at UL-Lafayette (12/19)
	39	Walker vs. Miss. Valley State (12/5)
	39	Bates at Ole Miss (11/19)

TV/Radio Roster



#1 Autumn Smith
5-7 * FR * Guard
Arlington, Texas



#2 Keiunna Walker
5-6 * JR * Guard
Lonoke, Ark.



#3 Robyn Lee
5-8 * FR * Guard
Moss Point, Miss.



#4 Lotte Sant
6-1 * SO * Guard
Amsterdam, The Netherlands



#10 Salma Bates
5-7 * SO * Guard
Kenner, La.



#12 Gabbie Green
5-7 * SR * Guard
Bellville, Texas



#14 Rhi Ockwell
6-1 * FR * Forward
Kilsyth, Victoria, Australia



#15 Jadona Davis
6-5 * SR * Center
Buckatunna, Miss.



#23 Silvia Nativi
5-10 * FR * Guard
Ferrara, Italy



#24 Amaya Brannon
5-11 * FR * Guard
Plano, Texas



#32 Kate Thompson
6-2 * FR * Forward
Denham Springs, La.



#33 Mackenzie Wurm
6-3 * FR * Forward
Allen, Texas




#44 Anna Larr Roberson
6-3 * SO * Forward
Ruston, La.



Brooke Stoehr
Head Coach
6th Year



Scott Stoehr
Assistant Coach
6th Year



Bojan Jankovic
Assistant Coach
3rd Year



Kasondra McKay
Assistant Coach
2nd Year



Nick Long
Director of WBB Ops
6th Year




Mandy Miller
Athletic Trainer
9th Year



Patrick Davis
SID
1st Year



Charlotte Matheson-Watts
Strength & Conditioning
1st Year



Ryan Almodei
Academic Advisor
2nd Year



Caleb Thomas
Graduate Manager
1st Year



2021-22 Louisiana Tech Women's Basketball
 Combined Team Statistics
 All games

Team Records

Record	Overall	Home	Away	Neutral
ALL GAMES	8-7	5-1	2-4	1-0
CONFERENCE	0-4	0-1	0-3	0-0
NON-CONFERENCE	8-3	5-0	2-3	1-0

Score by Periods

Team	1st	2nd	3rd	4th	OT	TOT
Louisiana Tech	268	207	252	254	0	981
Opponents	213	213	208	231	0	865

Team Box Score

No.	Player	Total			3-Point		F-Throw		Rebounds				PF				A	TO	BLK	STL	PTS	AVG
		GP-GS	MIN	AVG	FG-FGA	FG%	3FG-3FGA	3FG%	FT-FTA	FT%	OFF	DEF	TOT	AVG	PF	DQ						
2	WALKER, Kelunna	15-15	468:24	31.2	81-201	.403	7-34	.206	85-107	.794	10	40	50	3.3	43	0	34	41	3	27	254	16.9
44	ROBERSON, Anna Larr	14-14	426:04	30.4	69-141	.489	1-5	.200	46-55	.836	41	95	136	9.7	34	0	17	21	15	10	185	13.2
10	BATES, Salma	15-15	511:31	34.1	43-132	.326	16-55	.291	14-27	.519	2	44	46	3.1	17	0	49	44	8	26	116	7.7
24	BRANNON, Amaya	15-13	379:37	25.3	37-94	.394	8-28	.286	22-35	.629	25	43	68	4.5	17	0	10	32	2	18	104	6.9
3	LEE, Robyn	15-10	313:38	20.9	33-92	.359	6-20	.300	11-20	.550	24	27	51	3.4	28	0	15	17	1	12	83	5.5
4	SANT, Lotte	15-0	270:20	18.0	19-53	.358	13-40	.325	9-9	1.000	18	19	37	2.5	15	0	15	12	2	11	60	4.0
32	THOMPSON, Kate	15-3	170:52	11.4	24-49	.490	0-0	.000	11-12	.917	19	11	30	2.0	20	0	7	19	9	6	59	3.9
23	NATIVI, Silvia	15-5	262:12	17.5	22-44	.500	4-15	.267	10-14	.714	7	18	25	1.7	21	0	22	22	3	18	58	3.9
15	DAVIS, Jadona	14-0	101:35	7.3	12-40	.300	0-0	.000	9-13	.692	14	12	26	1.9	14	0	6	13	5	4	33	2.4
33	WURM, Mackenzie	8-0	47:00	5.9	5-15	.333	0-0	.000	8-10	.800	6	11	17	2.1	5	0	1	2	4	1	18	2.3
14	OCKWELL, Rhi	5-0	12:57	2.6	2-3	.667	1-2	.500	0-0	.000	1	4	5	1.0	1	0	0	1	0	0	5	1.0
1	SMITH, Autumn	9-0	35:51	4.0	3-7	.429	0-2	.000	0-0	.000	0	3	3	0.3	3	0	2	2	0	8	6	0.7
Team											31	43	74				12					
Total		15	3000		350-871	.402	56-201	.279	225-302	.745	198	370	568	37.9	218	0	178	238	52	141	981	65.4
Opponents		15	3000		327-840	.389	91-262	.347	120-189	.635	175	362	537	35.8	281	5	202	295	37	136	865	57.7

Team Statistics

	LATECH	OPP
Scoring	981	865
Points per game	65.4	57.7
Scoring margin	+7.7	-
Field goals-att	350-871	327-840
Field goal pct	.402	.389
3 point fg-att	56-201	91-262
3-pt fg pct	.279	.347
3-pt FG made per game	3.7	3.4
Free throws-att	225-302	120-189
Free throw pct	.745	.635
F-Throws made per game	15.0	8.0
Rebounds	568	537
Rebounds per game	37.9	35.8
Rebounding margin	+2.1	-
Assists	178	202
Assists per game	11.9	13.5
Turnovers	238	295
Turnovers per game	15.9	19.7
Turnover margin	+3.8	-
Assist/turnover ratio	0.7	0.7
Steals	141	136
Steals per game	9.4	9.1
Blocks	52	37
Blocks per game	3.5	2.5
Winning streak	0	-
Home win streak	0	-
Attendance	7027	7100
Home games-attendance	8-1371	8-898
Neutral site-attendance	-	1-211

Team Results

Date	Opponent		Score	Att.
11/09/2021	Jarvis Christian	W	103-53	1148
11/12/2021	LSU-Alexandria	W	95-48	0
11/19/2021	at Ole Miss	L	44-62	1384
11/22/2021	Nicholls St.	W	77-48	1050
11/26/2021	vs Boise St.	W	60-57	212
11/27/2021	at Colorado	L	48-59	952
12/02/2021	at La.-Monroe	W	64-48	915
12/05/2021	Mississippi Val.	W	69-56	1460
12/10/2021	Sam Houston	W	77-52	1737
12/19/2021	at Louisiana	L	57-69	303
12/22/2021	at McNeese	W	74-57	1254
12/30/2021	at Marshall	L	44-62	437
01/01/2022	at Western Ky.	L	50-64	526
01/09/2022	Southern Miss.	L	59-65	1632
01/13/2022	at Southern Miss.	L	60-65	1329