



UTSA at Fla. Atlantic

02/23/23 Abessinio Court at Eleanor R. Baldwin Arena, Boca Raton, Fla.
2022-23 Men's Basketball

Game Time: 7:00 PM
Game Duration: 2:06
Attendance: 3,049

Officials: Rick Crawford, Darron George, Todd Austin

UTSA - 66

Record: 8-21 (2-16)

NO.	Name	F	Min	FG			3P			FT			Rebounds			Fouls		TP	AS	TO	ST	Blocks		+/-
				M-A	M-A	M-A	OR	DR	TOT	PF	FD	OR	DR	TOT	BS	BA								
14	Massal Diouf	F	10:49	0-1	0-0	0-0	1	2	3	5	1	0	0	0	0	0	0	0	0	0	0	0	-13	
0	John Buggs III	G	29:41	4-9	2-6	0-1	0	5	5	0	2	10	2	1	0	0	1	0	0	1	0	1	-31	
1	Japhet Medor	G	24:09	2-7	0-1	5-6	0	4	4	1	5	9	1	6	0	0	0	0	0	0	0	-28		
5	DJ Richards	G	27:10	5-11	2-6	7-8	0	1	1	3	4	19	0	1	0	0	1	0	0	1	0	-32		
20	Lamin Sabally	G	12:10	1-2	0-0	0-1	0	2	2	1	1	2	0	1	0	0	0	0	0	0	0	-12		
4	Josh Farmer		23:27	1-3	0-1	3-4	2	0	2	3	2	5	0	2	1	1	1	1	1	1	1	-25		
24	Jacob Germany		21:38	3-10	0-0	0-0	3	5	8	3	2	6	0	3	0	0	0	0	2	0	2	-19		
22	Christian Tucker		15:51	3-4	0-0	3-4	0	3	3	2	2	9	1	2	1	0	0	0	0	0	0	-12		
25	Isaiah Addo-Ankrah		13:36	1-3	0-2	0-0	0	1	1	0	0	2	0	0	0	0	0	0	0	0	0	-15		
10	Erik Czumbel		08:05	1-1	0-0	0-0	1	0	1	2	2	2	0	1	0	0	0	0	0	0	0	-2		
2	Aleu Aleu		05:44	0-1	0-0	0-0	0	0	0	0	0	0	0	1	0	0	0	0	0	0	0	-13		
3	Azavier Johnson		03:50	0-0	0-0	0-0	0	0	0	0	0	0	1	0	0	0	0	0	0	0	0	1		
11	Lachlan Bofinger		03:50	1-3	0-0	0-0	0	1	1	0	0	2	0	0	0	0	0	0	0	0	0	1		
Team							1	1	2			0		0										
Totals				22-55	4-16	18-24	8	25	33	20	21	66	5	18	2	1	5						-40	

Shooting By Period		
1 st FG%	11-27	40.7%
3PT%	4-8	50.0%
FT%	6-9	66.7%
2 nd FG%	11-28	39.3%
3PT%	0-8	0.0%
FT%	12-15	80%
GM FG%	22-55	40.0%
3PT%	4-16	25.0%
FT%	18-24	75.0%

Dead Ball Rebounds: 3, 0

Technical Fouls::NONE

Fla. Atlantic - 106

Record: 25-3 (15-2)

NO.	Name	F	Min	FG			3P			FT			Rebounds			Fouls		TP	AS	TO	ST	Blocks		+/-
				M-A	M-A	M-A	OR	DR	TOT	PF	FD	OR	DR	TOT	BS	BA								
50	Vladislav Goldin	F	18:25	5-8	0-0	4-6	4	5	9	1	5	14	0	0	1	3	0	19					19	
1	Johnell Davis	G	23:17	3-7	1-3	0-0	1	2	3	2	0	7	3	1	1	1	0	11					11	
2	Nick Boyd	G	29:34	4-7	4-7	0-0	1	7	8	3	1	12	2	2	1	0	0	32					32	
4	Bryan Greenlee	G	25:54	3-12	2-6	2-2	0	1	1	1	2	10	3	0	1	0	0	18					18	
15	Alijah Martin	G	17:23	5-7	1-3	1-2	0	2	2	4	2	12	2	0	2	0	0	33					33	
3	Giancarlo Rosado		17:01	4-5	0-0	6-7	0	1	1	2	4	14	0	0	1	0	1	19					19	
11	Michael Forrest		26:38	7-12	3-6	2-2	1	0	1	3	1	19	3	2	0	0	0	20					20	
23	Brandon Weatherspoon		19:31	2-7	1-4	2-2	1	4	5	2	3	7	3	0	0	0	0	28					28	
25	Tre Carroll		11:11	4-5	2-2	1-1	2	4	6	3	1	11	1	1	0	0	0	16					16	
0	Brenen Lorient		04:34	0-0	0-0	0-1	1	0	1	0	1	0	0	1	1	1	0	2					2	
5	Isaiah Gaines		03:16	0-0	0-0	0-0	0	1	1	1	0	0	0	0	0	0	0	1					1	
21	Alejandro Ralat		03:16	0-2	0-1	0-0	0	0	0	0	0	0	0	0	0	0	0	1					1	
Team							2	1	3			0		0										
Totals				37-72	14-32	18-23	13	28	41	22	20	106	17	7	8	5	1	40						

Shooting By Period		
1 st FG%	16-39	41.0%
3PT%	5-20	25.0%
FT%	8-11	72.7%
2 nd FG%	21-33	63.6%
3PT%	9-12	75.0%
FT%	10-12	83.3%
GM FG%	37-72	51.4%
3PT%	14-32	43.8%
FT%	18-23	78.3%

Dead Ball Rebounds: 2, 0

Technical Fouls: Davis 2nd 17:36

	UTS	FAU
Biggest lead	4 (1 st 18:49)	42 (2 nd 0:16)
Best Scoring Run	6 (1 st 18:49)	11 (1 st 8:34)
Lead Changes	4	
Times Tied	6	
Time with Lead	02:08	33:35

	UTS	FAU
Points from	UTS	FAU
Turnovers	7	25
Paint	22	46
Second Chance	7	18
Fast Breaks	6	17
Bench	26	51

	Period by Period Scoring		
	1st	2nd	TOT
UTS	32	34	66
FAU	45	61	106



Period 1

Quarter Starters:

FAU	1 Davis J	2 Boyd N	4 Greenlee B	15 Martin A	50 Goldin V
UTS	0 Buggs III J	1 Medor J	5 Richards D	14 Diouf M	20 Sabally L

Game Time	FAU	Score	Diff	UTS
20:00	50 GOLDIN V jumpball won			14 DIOUF M jumpball lost
19:46	50 GOLDIN V 2pt FG in the paint, layup missed			
19:43				14 DIOUF M defensive rebound (1)
19:37	50 GOLDIN V steal (1)			1 MEDOR J turnover bad pass (1)
19:32	15 MARTIN A 2pt FG fast break from turnover in the paint, driving layup made (2)	2-0	2	
19:32	4 GREENLEE B assist (1)			
19:09		2-3	-1	0 BUGGS III J 3pt FG , jump shot made (3)
19:09				1 MEDOR J assist (1)
18:58	4 GREENLEE B 3pt FG , jump shot missed			
18:54				20 SABALLY L defensive rebound (1)
18:49		2-6	-4	5 RICHARDS D 3pt FG , jump shot made (3)
18:20	50 GOLDIN V foul drawn (1)			14 DIOUF M foul shooting (1 - 1)
18:20	50 GOLDIN V free throw 1 - 2 made (1)	3-6	-3	
18:20	50 GOLDIN V free throw 2 - 2 made (2)	4-6	-2	
18:03		4-8	-4	20 SABALLY L 2pt FG in the paint, jump shot made (2)
17:48	50 GOLDIN V 2pt FG in the paint, layup made (4)	6-8	-2	
17:38	15 MARTIN A foul shooting (1 - 1)			1 MEDOR J foul drawn (1)
17:38		6-9	-3	1 MEDOR J free throw 1 - 2 made (1)
17:38				1 MEDOR J free throw 2 - 2 missed
17:37	50 GOLDIN V defensive rebound (1)			
17:33	15 MARTIN A 3pt FG , jump shot missed			
17:31	2 BOYD N offensive rebound (1)			
17:29	2 BOYD N 3pt FG second chance, jump shot made (3)	9-9	0	
17:29	1 DAVIS J assist (1)			
17:06				20 SABALLY L turnover bad pass (1)
16:48	50 GOLDIN V foul drawn (2)			20 SABALLY L foul personal (1 - 2)
16:47	2 BOYD N foul drawn (1)			5 RICHARDS D foul personal (1 - 3)
16:47	2 BOYD N foul personal (1 - 2)			1 MEDOR J foul drawn (2)
16:37	4 GREENLEE B foul drawn (1)			1 MEDOR J foul personal (1 - 4)
16:25	50 GOLDIN V 2pt FG in the paint, layup made (6)	11-9	2	
16:25	15 MARTIN A assist (1)			
16:13	2 BOYD N steal (1)			1 MEDOR J turnover lost ball (2)
16:07	2 BOYD N 3pt FG from turnover, jump shot missed			
16:07				0 BUGGS III J defensive rebound (1)
16:07	15 MARTIN A foul personal (2 - 3)			0 BUGGS III J foul drawn (1)
16:07	15 MARTIN A substitution out			
16:07	50 GOLDIN V substitution out			
16:07	3 ROSADO G substitution in			
16:07	11 FORREST M substitution in			
16:07				14 DIOUF M substitution out
16:07				20 SABALLY L substitution out
16:07				4 FARMER J substitution in



Game Time	FAU	Score	Diff	UTS
16:07				24 GERMANY J substitution in
15:51		11-11	0	1 MEDOR J 2pt FG in the paint, layup made (3)
15:41	1 DAVIS J 3pt FG , jump shot made (3)	14-11	3	
15:41	11 FORREST M assist (1)			
15:29		14-14	0	5 RICHARDS D 3pt FG , jump shot made (6)
15:09	11 FORREST M 2pt FG in the paint, layup missed			
15:07				24 GERMANY J defensive rebound (1)
14:46				24 GERMANY J 2pt FG in the paint, jump shot missed
14:44	2 BOYD N defensive rebound (2)			
14:34	3 ROSADO G 2pt FG in the paint, layup made (2)	16-14	2	
14:08		16-16	0	5 RICHARDS D 2pt FG outside the paint, jump shot made (8)
13:58	4 GREENLEE B 2pt FG in the paint, jump shot made (2)	18-16	2	
13:47		18-18	0	24 GERMANY J 2pt FG in the paint, layup made (2)
13:47				0 BUGGS III J assist (1)
13:31	4 GREENLEE B 3pt FG , jump shot missed			
13:29				5 RICHARDS D defensive rebound (1)
13:21	2 BOYD N foul shooting (2 - 4)			5 RICHARDS D foul drawn (1)
13:21	Timeout media			
13:21	2 BOYD N substitution out			
13:21	23 WEATHERSPOON B substitution in			
13:21				0 BUGGS III J substitution out
13:21				1 MEDOR J substitution out
13:21				22 TUCKER C substitution in
13:21				25 ADDO-ANKRAH I substitution in
13:21		18-19	-1	5 RICHARDS D free throw 1 - 2 made (9)
13:21		18-20	-2	5 RICHARDS D free throw 2 - 2 made (10)
12:53	11 FORREST M 2pt FG in the paint, driving layup made (2)	20-20	0	
12:38				24 GERMANY J 2pt FG in the paint, layup missed
12:36	1 DAVIS J defensive rebound (1)			
12:26	23 WEATHERSPOON B 3pt FG , jump shot missed			
12:23				defensive rebound (6)
12:11				24 GERMANY J turnover travel (1)
11:49	3 ROSADO G 2pt FG from turnover in the paint, layup made (4)	22-20	2	
11:49	23 WEATHERSPOON B assist (1)			
11:37	23 WEATHERSPOON B foul personal (1 - 5)			24 GERMANY J foul drawn (1)
11:37	Timeout media			
11:37	1 DAVIS J substitution out			
11:37	3 ROSADO G substitution out			
11:37	25 CARROLL T substitution in			
11:37	50 GOLDIN V substitution in			
11:37				5 RICHARDS D substitution out
11:37				0 BUGGS III J substitution in
11:26				24 GERMANY J 2pt FG in the paint, layup blocked
11:26	50 GOLDIN V block (1)			
11:23	50 GOLDIN V defensive rebound (2)			
11:02	23 WEATHERSPOON B 2pt FG in the paint, layup missed			
11:00				24 GERMANY J defensive rebound (2)
10:49				24 GERMANY J 2pt FG in the paint, jump shot missed
10:44	50 GOLDIN V defensive rebound (3)			



UTSA at Fla. Atlantic

02/23/23 Abessinio Court at Eleanor R. Baldwin Arena, Boca Raton, Fla.
2022-23 Men's Basketball

Game Time: 7:00 PM
Game Duration: 2:06
Attendance: 3,049

Officials: Rick Crawford, Darron George, Todd Austin

Game Time	FAU	Score	Diff	UTS
10:28	4 GREENLEE B 2pt FG outside the paint, jump shot missed			
10:26				22 TUCKER C defensive rebound (1)
10:15				22 TUCKER C 2pt FG in the paint, jump shot missed
10:13	25 CARROLL T defensive rebound (1)			
10:03	25 CARROLL T 2pt FG in the paint, layup missed			
10:01				25 ADDO-ANKRAH I defensive rebound (1)
09:54				25 ADDO-ANKRAH I 3pt FG , jump shot missed
09:52	50 GOLDIN V defensive rebound (4)			
09:44	23 WEATHERSPOON B 3pt FG , jump shot made (3)	25-20	5	
09:44	4 GREENLEE B assist (2)			
09:28				24 GERMANY J 2pt FG in the paint, layup blocked
09:28	50 GOLDIN V block (2)			
09:25	50 GOLDIN V defensive rebound (5)			
09:22	4 GREENLEE B 2pt FG in the paint, layup missed			
09:16	offensive rebound (10)			
09:16	4 GREENLEE B substitution out			
09:16	11 FORREST M substitution out			
09:16	50 GOLDIN V substitution out			
09:16	2 BOYD N substitution in			
09:16	3 ROSADO G substitution in			
09:16	15 MARTIN A substitution in			
09:16				22 TUCKER C substitution out
09:16				24 GERMANY J substitution out
09:16				25 ADDO-ANKRAH I substitution out
09:16				1 MEDOR J substitution in
09:16				5 RICHARDS D substitution in
09:16				14 DIOUF M substitution in
09:15	3 ROSADO G 2pt FG second chance in the paint, layup made (6)	27-20	7	
09:15	2 BOYD N assist (1)			
09:15	3 ROSADO G foul drawn (1)			4 FARMER J foul shooting (1 - 5)
09:15				14 DIOUF M substitution out
09:15				24 GERMANY J substitution in
09:15	3 ROSADO G free throw 1 - 1 missed			
09:15				24 GERMANY J defensive rebound (3)
08:55				1 MEDOR J 2pt FG in the paint, layup missed
08:53	25 CARROLL T defensive rebound (2)			
08:46	15 MARTIN A 3pt FG , jump shot missed			
08:40	23 WEATHERSPOON B offensive rebound (1)			
08:38	2 BOYD N 3pt FG second chance, jump shot missed			
08:35	25 CARROLL T offensive rebound (3)			
08:34	25 CARROLL T 2pt FG second chance in the paint, layup made (2)	29-20	9	
08:17				0 BUGGS III J 3pt FG , jump shot missed
08:11				4 FARMER J offensive rebound (1)
08:11		29-22	7	4 FARMER J 2pt FG second chance in the paint, layup made (2)
08:06	2 BOYD N 3pt FG fast break, jump shot made (6)	32-22	10	
07:49	25 CARROLL T foul personal (1 - 6)			1 MEDOR J foul drawn (3)
07:49				Timeout media
07:49				4 FARMER J substitution out



UTSA at Fla. Atlantic

02/23/23 Abessinio Court at Eleanor R. Baldwin Arena, Boca Raton, Fla.
2022-23 Men's Basketball

Game Time: 7:00 PM
Game Duration: 2:06
Attendance: 3,049

Officials: Rick Crawford, Darron George, Todd Austin

Game Time	FAU	Score	Diff	UTS
07:49				20 SABALLY L substitution in
07:36				1 MEDOR J turnover lost ball (3)
07:15	23 WEATHERSPOON B 2pt FG from turnover in the paint, layup missed			
07:13	offensive rebound (14)			
07:01	3 ROSADO G foul drawn (2)			24 GERMANY J foul shooting (1 - 6)
07:01	3 ROSADO G free throw 1 - 2 made (7)	33-22	11	
07:01	25 CARROLL T substitution out			
07:01	1 DAVIS J substitution in			
07:01	23 WEATHERSPOON B substitution out			
07:01	11 FORREST M substitution in			
07:01	3 ROSADO G free throw 2 - 2 made (8)	34-22	12	
06:43				1 MEDOR J 2pt FG outside the paint, jump shot missed
06:40				24 GERMANY J offensive rebound (4)
06:40				24 GERMANY J 2pt FG second chance in the paint, layup missed
06:38	3 ROSADO G defensive rebound (1)			
06:33	1 DAVIS J 2pt FG in the paint, layup made (5)	36-22	14	
06:12		36-24	12	5 RICHARDS D 2pt FG outside the paint, jump shot made (12)
06:12	3 ROSADO G foul shooting (1 - 7)			5 RICHARDS D foul drawn (2)
06:12	3 ROSADO G substitution out			
06:12	50 GOLDIN V substitution in			
06:12				24 GERMANY J substitution out
06:12				14 DIOUF M substitution in
06:12		36-25	11	5 RICHARDS D free throw 1 - 1 made (13)
05:54	15 MARTIN A 2pt FG in the paint, layup made (4)	38-25	13	
05:30	11 FORREST M foul personal (1 - 8)			20 SABALLY L foul drawn (1)
05:30				20 SABALLY L 1&1 free throw 1 missed
05:30	15 MARTIN A defensive rebound (1)			
05:22	11 FORREST M foul drawn (1)			5 RICHARDS D foul personal (2 - 7)
05:22				5 RICHARDS D substitution out
05:22				25 ADDO-ANKRAH I substitution in
05:22	11 FORREST M 1&1 free throw 1 made (3)	39-25	14	
05:22	11 FORREST M 1&1 free throw 2 made (4)	40-25	15	
05:10				1 MEDOR J 2pt FG in the paint, layup missed
05:08	2 BOYD N defensive rebound (3)			
04:57	50 GOLDIN V 2pt FG in the paint, dunk, missed			
04:53				20 SABALLY L defensive rebound (2)
04:47				20 SABALLY L 2pt FG in the paint, jump shot missed
04:45	2 BOYD N defensive rebound (4)			
04:31	2 BOYD N 3pt FG , jump shot missed			
04:27				14 DIOUF M defensive rebound (2)
04:20	15 MARTIN A foul personal (3 - 9)			14 DIOUF M foul drawn (1)
04:20	2 BOYD N substitution out			
04:20	15 MARTIN A substitution out			
04:20	4 GREENLEE B substitution in			
04:20	23 WEATHERSPOON B substitution in			
04:20				1 MEDOR J substitution out
04:20				20 SABALLY L substitution out
04:20				4 FARMER J substitution in



UTSA at Fla. Atlantic

02/23/23 Abessinio Court at Eleanor R. Baldwin Arena, Boca Raton, Fla.
2022-23 Men's Basketball

Game Time: 7:00 PM
Game Duration: 2:06
Attendance: 3,049

Officials: Rick Crawford, Darron George, Todd Austin

Game Time	FAU	Score	Diff	UTS
04:20				22 TUCKER C substitution in
04:20				0 BUGGS III J 1&1 free throw 1 missed
04:20	23 WEATHERSPOON B defensive rebound (2)			
04:02	11 FORREST M 3pt FG , jump shot made (7)	43-25	18	
04:02	1 DAVIS J assist (2)			
03:49		43-27	16	0 BUGGS III J 2pt FG outside the paint, jump shot made (5)
03:35	1 DAVIS J 3pt FG , jump shot missed			
03:32				22 TUCKER C defensive rebound (2)
03:26	Timeout media			
03:16		43-30	13	0 BUGGS III J 3pt FG , jump shot made (8)
03:04	50 GOLDIN V foul drawn (3)			14 DIOUF M foul shooting (2 - 8)
03:04	50 GOLDIN V free throw 1 - 2 missed			
03:04	offensive dead ball rebound (1)			
03:04	50 GOLDIN V free throw 2 - 2 made (7)	44-30	14	
02:49	23 WEATHERSPOON B foul drawn (1)			4 FARMER J foul offensive (2 - 9)
02:49				4 FARMER J turnover offensive (1)
02:49				4 FARMER J substitution out
02:49				5 RICHARDS D substitution in
02:34	4 GREENLEE B 3pt FG from turnover, jump shot missed			
02:28	11 FORREST M offensive rebound (1)			
02:27	11 FORREST M 3pt FG from turnover second chance, jump shot missed			
02:23				0 BUGGS III J defensive rebound (2)
02:13				0 BUGGS III J 3pt FG , jump shot blocked
02:13	50 GOLDIN V block (3)			
02:13				offensive rebound (17)
02:13	50 GOLDIN V substitution out			
02:13	3 ROSADO G substitution in			
02:13				14 DIOUF M substitution out
02:13				22 TUCKER C substitution out
02:13				1 MEDOR J substitution in
02:13				24 GERMANY J substitution in
01:56				0 BUGGS III J 2pt FG second chance in the paint, jump shot missed
01:54	23 WEATHERSPOON B defensive rebound (3)			
01:48	23 WEATHERSPOON B 3pt FG , jump shot missed			
01:45				1 MEDOR J defensive rebound (1)
01:41				25 ADDO-ANKRAH I 3pt FG , jump shot missed
01:38	4 GREENLEE B defensive rebound (1)			
01:21	11 FORREST M 3pt FG , jump shot missed			
01:16				1 MEDOR J defensive rebound (2)
00:57	1 DAVIS J steal (1)			1 MEDOR J turnover lost ball (4)
00:52	1 DAVIS J 3pt FG from turnover, jump shot missed			
00:47				24 GERMANY J defensive rebound (5)
00:45				Timeout 30 Sec
00:45	3 ROSADO G substitution out			
00:45	50 GOLDIN V substitution in			
00:45				5 RICHARDS D substitution out
00:45				10 CZUMBEL E substitution in
00:32	50 GOLDIN V foul shooting (1 - 10)			1 MEDOR J foul drawn (4)



Official Basketball Play by Play - First Half

UTSA at Fla. Atlantic

02/23/23 Abessinio Court at Eleanor R. Baldwin Arena, Boca Raton, Fla.
2022-23 Men's Basketball

Game Time: 7:00 PM
Game Duration: 2:06
Attendance: 3,049

Officials: Rick Crawford, Darron George, Todd Austin

Game Time	FAU	Score	Diff	UTS
00:32		44-31	13	1 MEDOR J free throw 1 - 2 made (4)
00:32				24 GERMANY J substitution out
00:32				25 ADDO-ANKRAH I substitution out
00:32				14 DIOUF M substitution in
00:32				20 SABALLY L substitution in
00:32		44-32	12	1 MEDOR J free throw 2 - 2 made (5)
00:05	50 GOLDIN V foul drawn (4)			14 DIOUF M foul shooting (3 - 10)
00:05	50 GOLDIN V free throw 1 - 2 made (8)	45-32	13	
00:05				10 CZUMBEL E substitution out
00:05				14 DIOUF M substitution out
00:05				20 SABALLY L substitution out
00:05				5 RICHARDS D substitution in
00:05				24 GERMANY J substitution in
00:05				25 ADDO-ANKRAH I substitution in
00:05	50 GOLDIN V free throw 2 - 2 missed			
00:05	1 DAVIS J offensive rebound (2)			
00:03	23 WEATHERSPOON B 3pt FG second chance, jump shot missed			
00:03	50 GOLDIN V offensive rebound (6)			
END OF PERIOD				
FAU 45-32 UTS				



UTSA at Fla. Atlantic

02/23/23 Abessinio Court at Eleanor R. Baldwin Arena, Boca Raton, Fla.
2022-23 Men's Basketball

Game Time: 7:00 PM
Game Duration: 2:06
Attendance: 3,049

Officials: Rick Crawford, Darron George, Todd Austin

UTSA - 32

NO.	Name	F	Min	FG			Rebounds			Fouls		TP	AS	TO	ST	Blocks		+/-
				M-A	M-A	M-A	OR	DR	TOT	PF	FD					BS	BA	
14	Massal Diouf	F	08:20	0-0	0-0	0-0	0	2	2	3	1	0	0	0	0	0	0	-6
0	John Buggs III	G	18:16	3-6	2-4	0-1	0	2	2	0	1	8	1	0	0	0	1	-11
1	Japhet Medor	G	13:48	1-4	0-0	3-4	0	2	2	1	4	5	1	4	0	0	0	-9
5	DJ Richards	G	14:27	4-4	2-2	3-3	0	1	1	2	2	13	0	0	0	0	0	-10
20	Lamin Sabally	G	07:49	1-2	0-0	0-1	0	2	2	1	1	2	0	1	0	0	0	-7
4	Josh Farmer		09:49	1-1	0-0	0-0	1	0	1	2	0	2	0	1	0	0	0	-7
24	Jacob Germany		11:40	1-7	0-0	0-0	1	4	5	1	1	2	0	1	0	0	2	-7
22	Christian Tucker		06:12	0-1	0-0	0-0	0	2	2	0	0	0	0	0	0	0	0	-4
25	Isaiah Addo-Ankrah		09:00	0-2	0-2	0-0	0	1	1	0	0	0	0	0	0	0	0	-5
10	Erik Czumbel		00:39	0-0	0-0	0-0	0	0	0	0	0	0	0	0	0	0	0	1
Team							1	1	2			0		0				
Totals				11-27	4-8	6-9	3	17	20	10	10	32	2	7	0	0	3	-13

Shooting By Period		
1st FG%	11-27	40.7%
3PT%	4-8	50.0%
FT%	6-9	66.7%
GM FG%	11-27	40.7%
3PT%	4-8	50.0%
FT%	6-9	66.7%

Dead Ball Rebounds: 0, 0

Technical Fouls: NONE

Fla. Atlantic - 45

NO.	Name	F	Min	FG			Rebounds			Fouls		TP	AS	TO	ST	Blocks		+/-
				M-A	M-A	M-A	OR	DR	TOT	PF	FD					BS	BA	
50	Vladislav Goldin	F	10:58	2-4	0-0	4-6	1	5	6	1	4	8	0	0	1	3	0	6
1	Johnell Davis	G	15:24	2-4	1-3	0-0	1	1	2	0	0	5	2	0	1	0	0	4
2	Nick Boyd	G	11:35	2-5	2-5	0-0	1	3	4	2	1	6	1	0	1	0	0	10
4	Bryan Greenlee	G	15:04	1-6	0-3	0-0	0	1	1	0	1	2	2	0	0	0	0	3
15	Alijah Martin	G	08:49	2-4	0-2	0-0	0	1	1	3	0	4	1	0	0	0	0	12
3	Giancarlo Rosado		09:02	3-3	0-0	2-3	0	1	1	1	2	8	0	0	0	0	0	7
11	Michael Forrest		13:52	2-5	1-3	2-2	1	0	1	1	1	7	1	0	0	0	0	5
23	Brandon Weatherspoon		10:40	1-6	1-4	0-0	1	2	3	1	1	3	1	0	0	0	0	9
25	Tre Carroll		04:36	1-2	0-0	0-0	1	2	3	1	0	2	0	0	0	0	0	9
Team							2	0	2			0		0				
Totals				16-39	5-20	8-11	8	16	24	10	10	45	8	0	3	3	0	13

Shooting By Period		
1st FG%	16-39	41.0%
3PT%	5-20	25.0%
FT%	8-11	72.7%
GM FG%	16-39	41.0%
3PT%	5-20	25.0%
FT%	8-11	72.7%

Dead Ball Rebounds: 1, 0

Technical Fouls: NONE

	UTS	FAU
Biggest lead	4 (1 st 18:49)	18 (1 st 4:02)
Best Scoring Run	6 (1 st 18:49)	11 (1 st 8:34)
Lead Changes	4	
Times Tied	6	
Time with Lead	02:08	13:35

	UTS	FAU
Points from		
Turnovers	0	6
Paint	8	22
Second Chance	2	9
Fast Breaks	0	7
Bench	4	20

	Period by Period Scoring		
	1st	2nd	TOT
UTS	32	34	66
FAU	45	61	106



Officials: Rick Crawford, Darron George, Todd Austin

Period 2

Quarter Starters:

FAU	1 Davis J	4 Greenlee B	50 Goldin V	2 Boyd N	11 Forrest M
UTS	0 Buggs III J	1 Medor J	5 Richards D	24 Germany J	20 Sabally L

Game Time	FAU	Score	Diff	UTS
20:00	23 WEATHERSPOON B substitution out			
20:00	2 BOYD N substitution in			
20:00				25 ADDO-ANKRAH I substitution out
20:00				20 SABALLY L substitution in
19:30				0 BUGGS III J 3pt FG , jump shot missed
19:28				24 GERMANY J offensive rebound (6)
19:28	4 GREENLEE B foul personal (1 - 1)			24 GERMANY J foul drawn (2)
19:19				1 MEDOR J 3pt FG second chance, jump shot missed
19:17	1 DAVIS J defensive rebound (3)			
19:08	11 FORREST M 2pt FG in the paint, layup missed			
19:03	50 GOLDIN V offensive rebound (7)			
19:02	50 GOLDIN V 2pt FG second chance in the paint, layup made (10)	47-32	15	
18:54		47-34	13	24 GERMANY J 2pt FG outside the paint, jump shot made (4)
18:33	1 DAVIS J 2pt FG in the paint, layup made (7)	49-34	15	
18:15		49-36	13	24 GERMANY J 2pt FG in the paint, jump shot made (6)
18:15				0 BUGGS III J assist (2)
18:01	50 GOLDIN V 2pt FG in the paint, layup missed			
17:58				1 MEDOR J defensive rebound (3)
17:54		49-38	11	1 MEDOR J 2pt FG fast break in the paint, driving layup made (7)
17:40	1 DAVIS J 2pt FG in the paint, layup missed			
17:37				24 GERMANY J defensive rebound (7)
17:36				1 MEDOR J turnover travel (5)
17:36	1 DAVIS J foul class A technical (1 - 2)			
17:36	1 DAVIS J turnover offensive (1)			
17:36		49-39	10	5 RICHARDS D free throw 1 - 2 made (14)
17:36		49-40	9	5 RICHARDS D free throw 2 - 2 made (15)
17:36	1 DAVIS J substitution out			
17:36	11 FORREST M substitution out			
17:36	15 MARTIN A substitution in			
17:36	23 WEATHERSPOON B substitution in			
17:19	4 GREENLEE B 2pt FG outside the paint, jump shot missed			
17:16	50 GOLDIN V offensive rebound (8)			
17:16	50 GOLDIN V 2pt FG second chance in the paint, layup made (12)	51-40	11	
17:00				1 MEDOR J turnover out of bounds (6)
16:47	15 MARTIN A foul drawn (1)			24 GERMANY J foul shooting (2 - 1)
16:47	15 MARTIN A free throw 1 - 2 missed			
16:47	offensive dead ball rebound (2)			
16:47	15 MARTIN A free throw 2 - 2 made (5)	52-40	12	
16:19				0 BUGGS III J 3pt FG , jump shot missed
16:17	2 BOYD N defensive rebound (5)			
16:05	2 BOYD N 3pt FG , jump shot made (9)	55-40	15	



Official Basketball Play by Play - Second Half
UTSA at Fla. Atlantic
 02/23/23 Abessinio Court at Eleanor R. Baldwin Arena, Boca Raton, Fla.
 2022-23 Men's Basketball

Game Time: 7:00 PM
Game Duration: 2:06
Attendance: 3,049

Officials: Rick Crawford, Darron George, Todd Austin

Game Time	FAU	Score	Diff	UTS
16:05	23 WEATHERSPOON B assist (2)			
15:50				5 RICHARDS D 3pt FG , jump shot missed
15:48	2 BOYD N defensive rebound (6)			
15:41	4 GREENLEE B 3pt FG , jump shot made (5)	58-40	18	
15:39				Timeout 60 Sec
15:39	50 GOLDIN V substitution out			
15:39	3 ROSADO G substitution in			
15:39				20 SABALLY L substitution out
15:39				24 GERMANY J substitution out
15:39				4 FARMER J substitution in
15:39				14 DIOUF M substitution in
15:25	3 ROSADO G foul shooting (2 - 3)			5 RICHARDS D foul drawn (3)
15:25	Timeout media			
15:25				5 RICHARDS D free throw 1 - 2 missed
15:25				offensive dead ball rebound (1)
15:25		58-41	17	5 RICHARDS D free throw 2 - 2 made (16)
15:25	3 ROSADO G foul drawn (3)			5 RICHARDS D foul flagrant 1 (3 - 2)
15:25	3 ROSADO G free throw 1 - 2 made (9)	59-41	18	
15:25	3 ROSADO G free throw 2 - 2 made (10)	60-41	19	
15:11	3 ROSADO G foul drawn (4)			14 DIOUF M foul shooting (4 - 3)
15:11	3 ROSADO G free throw 1 - 2 made (11)	61-41	20	
15:11	3 ROSADO G free throw 2 - 2 made (12)	62-41	21	
15:11				14 DIOUF M substitution out
15:11				24 GERMANY J substitution in
14:50				1 MEDOR J 2pt FG in the paint, layup missed
14:48				24 GERMANY J offensive rebound (8)
14:44		62-43	19	5 RICHARDS D 2pt FG second chance outside the paint, jump shot made (18)
14:42	23 WEATHERSPOON B foul shooting (2 - 4)			5 RICHARDS D foul drawn (4)
14:42				1 MEDOR J substitution out
14:42				22 TUCKER C substitution in
14:42		62-44	18	5 RICHARDS D free throw 1 - 1 made (19)
14:32	23 WEATHERSPOON B foul drawn (2)			4 FARMER J foul personal (3 - 4)
14:25	4 GREENLEE B 2pt FG in the paint, layup missed			
14:23				22 TUCKER C defensive rebound (3)
14:16				5 RICHARDS D 3pt FG , jump shot missed
14:13	15 MARTIN A defensive rebound (2)			
14:00	15 MARTIN A 2pt FG in the paint, dunk, made (7)	64-44	20	
13:38				22 TUCKER C turnover bad pass (1)
13:38	4 GREENLEE B substitution out			
13:38	11 FORREST M substitution in			
13:38				0 BUGGS III J substitution out
13:38				25 ADDO-ANKRAH I substitution in
13:21	3 ROSADO G 2pt FG from turnover in the paint, jump shot made (14)	66-44	22	
13:08				5 RICHARDS D 3pt FG , jump shot missed
13:06	23 WEATHERSPOON B defensive rebound (4)			
13:00	11 FORREST M 2pt FG fast break in the paint, driving layup made (9)	68-44	24	
12:35				24 GERMANY J 2pt FG outside the paint, jump shot missed



Officials: Rick Crawford, Darron George, Todd Austin

Game Time	FAU	Score	Diff	UTS
12:31	2 BOYD N defensive rebound (7)			
12:29	2 BOYD N turnover travel (1)			
12:29				5 RICHARDS D substitution out
12:29				10 CZUMBEL E substitution in
12:15	15 MARTIN A steal (1)			10 CZUMBEL E turnover lost ball (1)
12:09	23 WEATHERSPOON B 2pt FG fast break from turnover in the paint, dunk, made (5)	70-44	26	
12:09	15 MARTIN A assist (2)			
11:45		70-46	24	25 ADDO-ANKRAH I 2pt FG in the paint, jump shot made (2)
11:23	15 MARTIN A 3pt FG , jump shot made (10)	73-46	27	
11:23	11 FORREST M assist (2)			
11:09		73-48	25	22 TUCKER C 2pt FG outside the paint, jump shot made (2)
11:03	11 FORREST M turnover bad pass (1)			
11:03	Timeout media			
11:03	2 BOYD N substitution out			
11:03	3 ROSADO G substitution out			
11:03	23 WEATHERSPOON B substitution out			
11:03	1 DAVIS J substitution in			
11:03	4 GREENLEE B substitution in			
11:03	50 GOLDIN V substitution in			
11:03	15 MARTIN A foul drawn (2)			22 TUCKER C foul offensive (1 - 5)
11:03				22 TUCKER C turnover offensive (2)
11:01	4 GREENLEE B 3pt FG from turnover, jump shot made (8)	76-48	28	
11:01	11 FORREST M assist (3)			
10:40		76-50	26	22 TUCKER C 2pt FG in the paint, layup made (4)
10:24	50 GOLDIN V foul drawn (5)			24 GERMANY J foul personal (3 - 6)
10:22	11 FORREST M foul offensive (2 - 5)			22 TUCKER C foul drawn (1)
10:22	11 FORREST M turnover offensive (2)			
10:04	1 DAVIS J foul personal (2 - 6)			10 CZUMBEL E foul drawn (1)
10:01	15 MARTIN A steal (2)			24 GERMANY J turnover lost ball (2)
09:56	15 MARTIN A 2pt FG fast break from turnover in the paint, driving layup made (12)	78-50	28	
09:34				24 GERMANY J turnover travel (3)
09:34				24 GERMANY J substitution out
09:34				2 ALEU A substitution in
09:17	1 DAVIS J 2pt FG from turnover in the paint, layup missed			
09:08	50 GOLDIN V offensive rebound (9)			
09:08	50 GOLDIN V 2pt FG from turnover second chance in the paint, layup made (14)	80-50	30	
09:02	15 MARTIN A foul shooting (4 - 7)			4 FARMER J foul drawn (1)
09:02	15 MARTIN A substitution out			
09:02	2 BOYD N substitution in			
09:02				25 ADDO-ANKRAH I substitution out
09:02				5 RICHARDS D substitution in
09:02		80-51	29	4 FARMER J 1&1 free throw 1 made (3)
09:02		80-52	28	4 FARMER J 1&1 free throw 2 made (4)
08:53	4 GREENLEE B foul drawn (2)			10 CZUMBEL E foul personal (1 - 7)
08:53				10 CZUMBEL E substitution out
08:53				22 TUCKER C substitution out
08:53				0 BUGGS III J substitution in



Officials: Rick Crawford, Darron George, Todd Austin

Game Time	FAU	Score	Diff	UTS
08:53				1 MEDOR J substitution in
08:53	4 GREENLEE B 1&1 free throw 1 made (9)	81-52	29	
08:53	4 GREENLEE B 1&1 free throw 2 made (10)	82-52	30	
08:37				4 FARMER J 3pt FG , jump shot missed
08:32	defensive rebound (34)			
08:16	11 FORREST M 3pt FG , jump shot made (12)	85-52	33	
08:16	4 GREENLEE B assist (3)			
08:00	4 GREENLEE B steal (1)			2 ALEU A turnover lost ball (1)
07:57	4 GREENLEE B 2pt FG from turnover in the paint, layup missed			
07:57				1 MEDOR J defensive rebound (4)
07:57	11 FORREST M foul personal (3 - 8)			1 MEDOR J foul drawn (5)
07:57	Timeout media			
07:57	50 GOLDIN V substitution out			
07:57	3 ROSADO G substitution in			
07:57		85-53	32	1 MEDOR J 1&1 free throw 1 made (8)
07:57		85-54	31	1 MEDOR J 1&1 free throw 2 made (9)
07:39	4 GREENLEE B 3pt FG , jump shot missed			
07:37				0 BUGGS III J defensive rebound (3)
07:21	3 ROSADO G steal (1)			5 RICHARDS D turnover lost ball (1)
07:13	11 FORREST M 2pt FG fast break from turnover in the paint, driving layup made (14)	87-54	33	
06:47				5 RICHARDS D 3pt FG , jump shot missed
06:44	2 BOYD N defensive rebound (8)			
06:36	3 ROSADO G 2pt FG in the paint, layup blocked			
06:36				4 FARMER J block (1)
06:35				0 BUGGS III J defensive rebound (4)
06:35				0 BUGGS III J turnover lost ball (1)
06:35	4 GREENLEE B substitution out			
06:35	25 CARROLL T substitution in			
06:35				4 FARMER J substitution out
06:35				14 DIOUF M substitution in
06:24	25 CARROLL T 3pt FG from turnover, jump shot made (5)	90-54	36	
06:24	1 DAVIS J assist (3)			
06:08				2 ALEU A 2pt FG outside the paint, jump shot missed
06:05				14 DIOUF M offensive rebound (3)
06:04				14 DIOUF M 2pt FG second chance in the paint, layup missed
06:02	25 CARROLL T defensive rebound (4)			
05:45	11 FORREST M 3pt FG , jump shot missed			
05:43				0 BUGGS III J defensive rebound (5)
05:39				5 RICHARDS D 2pt FG in the paint, layup blocked
05:39	1 DAVIS J block (1)			
05:35	25 CARROLL T defensive rebound (5)			
05:34	25 CARROLL T foul offensive (2 - 9)			0 BUGGS III J foul drawn (2)
05:34	25 CARROLL T turnover offensive (1)			
05:34	1 DAVIS J substitution out			
05:34	23 WEATHERSPOON B substitution in			
05:19		90-56	34	0 BUGGS III J 2pt FG from turnover outside the paint, jump shot made (10)
04:56	11 FORREST M 3pt FG , jump shot made (17)	93-56	37	
04:56	23 WEATHERSPOON B assist (3)			



Officials: Rick Crawford, Darron George, Todd Austin

Game Time	FAU	Score	Diff	UTS
04:35				5 RICHARDS D 2pt FG outside the paint, jump shot missed
04:34	23 WEATHERSPOON B defensive rebound (5)			
04:34	23 WEATHERSPOON B foul drawn (3)			14 DIOUF M foul personal (5 - 8)
04:34				14 DIOUF M substitution out
04:34				4 FARMER J substitution in
04:34	23 WEATHERSPOON B 1&1 free throw 1 made (6)	94-56	38	
04:34	3 ROSADO G substitution out			
04:34	0 LORIENT B substitution in			
04:34	23 WEATHERSPOON B 1&1 free throw 2 made (7)	95-56	39	
04:15	0 LORIENT B steal (1)			4 FARMER J turnover lost ball (2)
03:58	11 FORREST M 2pt FG from turnover in the paint, layup made (19)	97-56	41	
03:50				Timeout 60 Sec
03:50				0 BUGGS III J substitution out
03:50				1 MEDOR J substitution out
03:50				2 ALEU A substitution out
03:50				5 RICHARDS D substitution out
03:50				3 JOHNSON A substitution in
03:50				10 CZUMBEL E substitution in
03:50				11 BOFINGER L substitution in
03:50				22 TUCKER C substitution in
03:35		97-58	39	10 CZUMBEL E 2pt FG in the paint, layup made (2)
03:35				3 JOHNSON A assist (1)
03:16	0 LORIENT B foul drawn (1)			10 CZUMBEL E foul personal (2 - 9)
03:16	11 FORREST M substitution out			
03:16	23 WEATHERSPOON B substitution out			
03:16	5 GAINES I substitution in			
03:16	21 RALAT A substitution in			
03:16	0 LORIENT B 1&1 free throw 1 missed			
03:14				11 BOFINGER L defensive rebound (1)
02:53				11 BOFINGER L 2pt FG in the paint, jump shot missed
02:51				4 FARMER J offensive rebound (2)
02:51	25 CARROLL T foul personal (3 - 10)			4 FARMER J foul drawn (2)
02:51				4 FARMER J free throw 1 - 2 missed
02:51				offensive dead ball rebound (2)
02:51		97-59	38	4 FARMER J free throw 2 - 2 made (5)
02:32	2 BOYD N 3pt FG , jump shot made (12)	100-59	41	
02:32	25 CARROLL T assist (1)			
02:07				11 BOFINGER L 2pt FG outside the paint, jump shot missed
02:05	5 GAINES I defensive rebound (1)			
01:55	21 RALAT A 3pt FG , jump shot missed			
01:51	0 LORIENT B offensive rebound (1)			
01:50	0 LORIENT B turnover lost ball (1)			4 FARMER J steal (1)
01:45				4 FARMER J 2pt FG from turnover in the paint, layup blocked
01:45	0 LORIENT B block (1)			
01:38				10 CZUMBEL E offensive rebound (1)
01:36	5 GAINES I foul shooting (1 - 11)			10 CZUMBEL E foul drawn (2)
01:36				22 TUCKER C free throw 1 - 2 missed
01:36				offensive dead ball rebound (3)



Official Basketball Play by Play - Second Half
UTSA at Fla. Atlantic
 02/23/23 Abessinio Court at Eleanor R. Baldwin Arena, Boca Raton, Fla.
 2022-23 Men's Basketball

Game Time: 7:00 PM
Game Duration: 2:06
Attendance: 3,049

Officials: Rick Crawford, Darron George, Todd Austin

Game Time	FAU	Score	Diff	UTS
01:36		100-60	40	22 TUCKER C free throw 2 - 2 made (5)
01:23	2 BOYD N turnover lost ball (2)			22 TUCKER C steal (1)
01:23	2 BOYD N foul personal (3 - 12)			22 TUCKER C foul drawn (2)
01:23		100-61	39	22 TUCKER C free throw fast break 1 - 2 made (6)
01:23		100-62	38	22 TUCKER C free throw fast break 2 - 2 made (7)
00:59	21 RALAT A 2pt FG in the paint, layup missed			
00:57	25 CARROLL T offensive rebound (6)			
00:57	25 CARROLL T 2pt FG second chance in the paint, layup made (7)	102-62	40	
00:57	25 CARROLL T foul drawn (1)			22 TUCKER C foul shooting (2 - 10)
00:57	25 CARROLL T free throw 1 - 1 made (8)	103-62	41	
00:37		103-64	39	11 BOFINGER L 2pt FG in the paint, layup made (2)
00:37				22 TUCKER C assist (1)
00:16	25 CARROLL T 3pt FG , jump shot made (11)	106-64	42	
00:16	2 BOYD N assist (2)			
00:11		106-66	40	22 TUCKER C 2pt FG in the paint, layup made (9)
END OF GAME				
FAU 106-66 UTS				



UTSA at Fla. Atlantic

02/23/23 Abessinio Court at Eleanor R. Baldwin Arena, Boca Raton, Fla.
2022-23 Men's Basketball

Game Time: 7:00 PM
Game Duration: 2:06
Attendance: 3,049

Officials: Rick Crawford, Darron George, Todd Austin

UTSA - 34

NO.	Name	Min	FG			Rebounds			Fouls		TP	AS	TO	ST	Blocks		+/-
			M-A	M-A	M-A	OR	DR	TOT	PF	FD					BS	BA	
14	Massal Diouf	F 02:29	0-1	0-0	0-0	1	0	1	2	0	0	0	0	0	0	0	-7
0	John Buggs III	G 11:25	1-3	0-2	0-0	0	3	3	0	1	2	1	1	0	0	0	-20
1	Japhet Medor	G 10:21	1-3	0-1	2-2	0	2	2	0	1	4	0	2	0	0	0	-19
5	DJ Richards	G 12:43	1-7	0-4	4-5	0	0	0	1	2	6	0	1	0	0	1	-22
20	Lamin Sabally	G 04:21	0-0	0-0	0-0	0	0	0	0	0	0	0	0	0	0	0	-5
4	Josh Farmer	13:38	0-2	0-1	3-4	1	0	1	1	2	3	0	1	1	1	1	-18
24	Jacob Germany	09:58	2-3	0-0	0-0	2	1	3	2	1	4	0	2	0	0	0	-12
22	Christian Tucker	09:39	3-3	0-0	3-4	0	1	1	2	2	9	1	2	1	0	0	-8
25	Isaiah Addo-Ankrah	04:36	1-1	0-0	0-0	0	0	0	0	0	2	0	0	0	0	0	-10
10	Erik Czumbel	07:26	1-1	0-0	0-0	1	0	1	2	2	2	0	1	0	0	0	-3
2	Aleu Aleu	05:44	0-1	0-0	0-0	0	0	0	0	0	0	0	1	0	0	0	-13
3	Azavier Johnson	03:50	0-0	0-0	0-0	0	0	0	0	0	0	1	0	0	0	0	1
11	Lachlan Bofinger	03:50	1-3	0-0	0-0	0	1	1	0	0	2	0	0	0	0	0	1
Team						0	0	0			0		0				
Totals			11-28	0-8	12-15	5	8	13	10	11	34	3	11	2	1	2	-27

Shooting By Period		
2 nd FG%	11-28	39.3%
3PT%	0-8	0.0%
FT%	12-15	80%
GM FG%	11-28	39.3%
3PT%	0-8	0.0%
FT%	12-15	80.0%

Dead Ball Rebounds: 3, 0

Technical Fouls::NONE

Fla. Atlantic - 61

NO.	Name	Min	FG			Rebounds			Fouls		TP	AS	TO	ST	Blocks		+/-
			M-A	M-A	M-A	OR	DR	TOT	PF	FD					BS	BA	
50	Vladislav Goldin	F 07:27	3-4	0-0	0-0	3	0	3	0	1	6	0	0	0	0	0	13
1	Johnell Davis	G 07:53	1-3	0-0	0-0	0	1	1	2	0	2	1	1	0	1	0	7
2	Nick Boyd	G 17:59	2-2	2-2	0-0	0	4	4	1	0	6	1	2	0	0	0	22
4	Bryan Greenlee	G 10:50	2-6	2-3	2-2	0	0	0	1	1	8	1	0	1	0	0	15
15	Alijah Martin	G 08:34	3-3	1-1	1-2	0	1	1	1	2	8	1	0	2	0	0	21
23	Brandon Weatherspoon	08:51	1-1	0-0	2-2	0	2	2	1	2	4	2	0	0	0	0	19
3	Giancarlo Rosado	07:59	1-2	0-0	4-4	0	0	0	1	2	6	0	0	1	0	1	12
11	Michael Forrest	12:46	5-7	2-3	0-0	0	0	0	2	0	12	2	2	0	0	0	15
25	Tre Carroll	06:35	3-3	2-2	1-1	1	2	3	2	1	9	1	1	0	0	0	7
0	Brenen Lorient	04:34	0-0	0-0	0-1	1	0	1	0	1	0	0	1	1	1	0	2
5	Isaiah Gaines	03:16	0-0	0-0	0-0	0	1	1	1	0	0	0	0	0	0	0	1
21	Alejandro Ralat	03:16	0-2	0-1	0-0	0	0	0	0	0	0	0	0	0	0	0	1
Team						0	1	1			0		0				
Totals			21-33	9-12	10-12	5	12	17	12	10	61	9	7	5	2	1	27

Shooting By Period		
2 nd FG%	21-33	63.6%
3PT%	9-12	75.0%
FT%	10-12	83.3%
GM FG%	21-33	63.6%
3PT%	9-12	75.0%
FT%	10-12	83.3%

Dead Ball Rebounds: 1, 0

Technical Fouls: Davis 2nd 17:36

	UTS	FAU
Biggest lead	0 (1 st 20:00)	42 (2 nd 0:16)
Best Scoring Run	6 (2 nd 17:36)	9 (2 nd 15:41)
Lead Changes	0	
Times Tied	0	
Time with Lead	00:00	19:30

	UTS	FAU
Points from	UTS	FAU
Turnovers	7	19
Paint	14	24
Second Chance	5	9
Fast Breaks	6	10
Bench	22	31

	Period by Period Scoring		
	1st	2nd	TOT
UTS	32	34	66
FAU	45	61	106



UTSA at Fla. Atlantic

02/23/23 Abessinio Court at Eleanor R. Baldwin Arena, Boca Raton, Fla.
2022-23 Men's Basketball

Game Time: 7:00 PM
Game Duration: 2:06
Attendance: 3,049

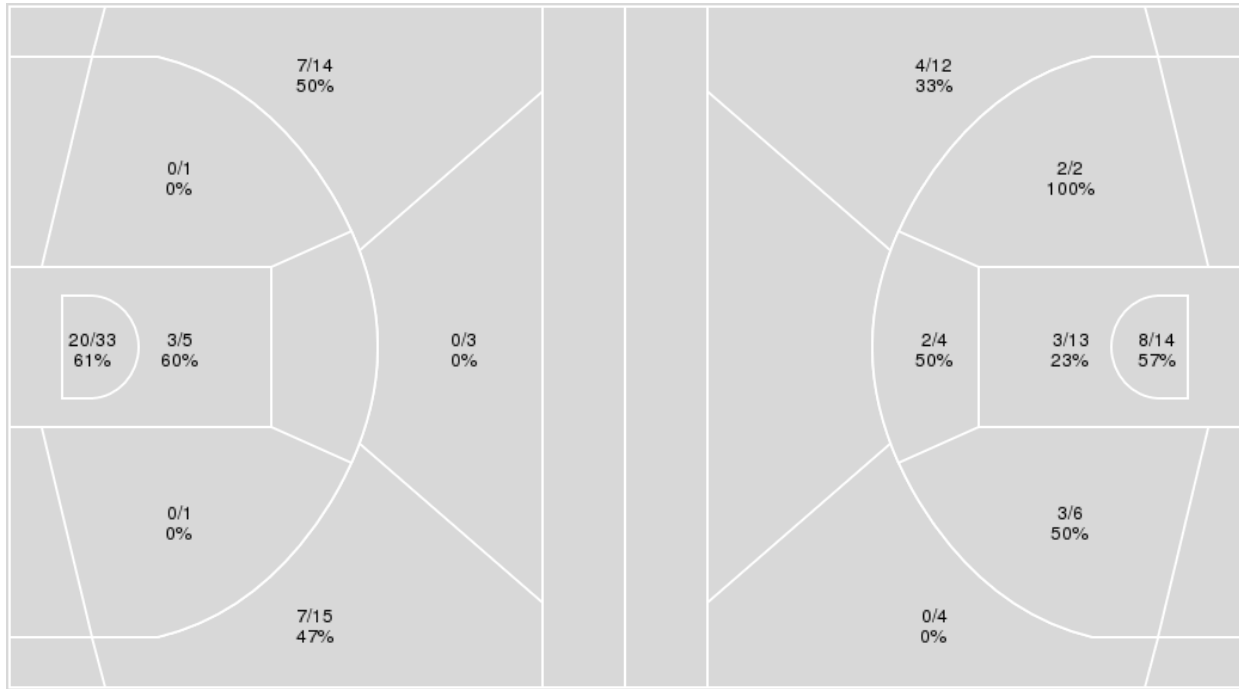
Officials: Rick Crawford, Darron George, Todd Austin

{ Players => 0, 1, 2, 3, 4, 5, 11, 12, 13, 15, 21, 23, 25, 30, 50; } FG
Types => All; Results => All;

{ Players => 0, 1, 2, 3, 4, 5, 10, 11, 12, 13, 14, 20, 22, 24, 25; } FG
Types => All; Results => All;

Fla. Atlantic

UTSA



Fla. Atlantic	M/A	%
Field Goals	37/72	51
2 Points	23/40	57
3 Points	14/32	44
Free Throws	18/23	78

UTSA	M/A	%
Field Goals	22/55	40
2 Points	18/39	46
3 Points	4/16	25
Free Throws	18/24	75



Officials: Rick Crawford, Darron George, Todd Austin

UTSA

No	Name	Mins		Score		Points Diff		Points per Min		Assists		Rebounds		Steals		Turnovers	
		On	Off	On	Off	On	Off	On	Off	On	Off	On	Off	On	Off	On	Off
0	John Buggs III	29:41	10:19	46 - 77	20 - 29	-31	-9	1.55	1.94	3	2	29	4	0	2	13	5
1	Japhet Medor	24:09	15:51	40 - 68	26 - 38	-28	-12	1.66	1.64	3	2	22	11	0	2	11	7
2	Aleu Aleu	05:44	34:16	6 - 19	60 - 87	-13	-27	1.05	1.75	0	5	5	28	0	2	4	14
3	Azavier Johnson	03:50	36:10	10 - 9	56 - 97	1	-41	2.61	1.55	2	3	3	30	2	0	0	18
4	Josh Farmer	23:27	16:33	42 - 67	24 - 39	-25	-15	1.79	1.45	3	2	17	16	2	0	11	7
5	DJ Richards	27:10	12:50	43 - 75	23 - 31	-32	-8	1.58	1.79	3	2	24	9	0	2	13	5
10	Erik Czumbel	08:05	31:55	20 - 22	46 - 84	-2	-38	2.47	1.44	2	3	3	30	2	0	4	14
11	Lachlan Bofinger	03:50	36:10	10 - 9	56 - 97	1	-41	2.61	1.55	2	3	3	30	2	0	0	18
14	Massal Diouf	10:49	29:11	19 - 32	47 - 74	-13	-27	1.76	1.61	1	4	10	23	0	2	4	14
20	Lamin Sabally	12:10	27:50	21 - 33	45 - 73	-12	-28	1.73	1.62	2	3	9	24	0	2	6	12
22	Christian Tucker	15:51	24:09	26 - 38	40 - 68	-12	-28	1.64	1.66	2	3	11	22	2	0	7	11
24	Jacob Germany	21:38	18:22	33 - 52	33 - 54	-19	-21	1.53	1.80	2	3	17	16	0	2	10	8
25	Isaiah Addo-Ankrah	13:36	26:24	14 - 29	52 - 77	-15	-25	1.03	1.97	0	5	12	21	0	2	7	11

Fla. Atlantic

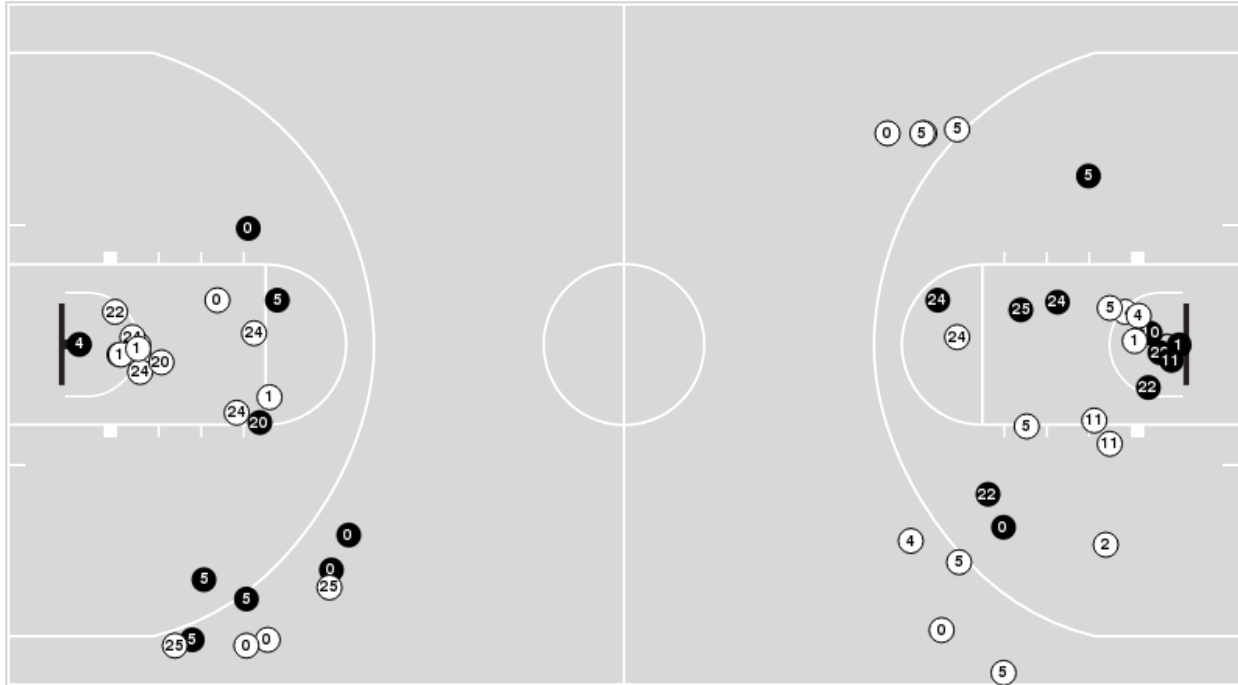
No	Name	Mins		Score		Points Diff		Points per Min		Assists		Rebounds		Steals		Turnovers	
		On	Off	On	Off	On	Off	On	Off	On	Off	On	Off	On	Off	On	Off
0	Brenen Lorient	04:34	35:26	12 - 10	94 - 56	2	38	2.63	2.65	2	15	3	38	1	7	2	5
1	Johnell Davis	23:17	16:43	55 - 44	51 - 22	11	29	2.36	3.05	9	8	21	20	6	2	3	4
2	Nick Boyd	29:34	10:26	87 - 55	19 - 11	32	8	2.94	1.82	13	4	27	14	6	2	6	1
3	Giancarlo Rosado	17:01	22:59	46 - 27	60 - 39	19	21	2.70	2.61	7	10	16	25	3	5	3	4
4	Bryan Greenlee	25:54	14:06	63 - 45	43 - 21	18	22	2.43	3.05	10	7	25	16	6	2	2	5
5	Isaiah Gaines	03:16	36:44	9 - 8	97 - 58	1	39	2.76	2.64	2	15	3	38	0	8	2	5
11	Michael Forrest	26:38	13:22	63 - 43	43 - 23	20	20	2.37	3.22	10	7	28	13	6	2	5	2
15	Alijah Martin	17:23	22:37	57 - 24	49 - 42	33	7	3.28	2.17	8	9	17	24	4	4	3	4
21	Alejandro Ralat	03:16	36:44	9 - 8	97 - 58	1	39	2.76	2.64	2	15	3	38	0	8	2	5
23	Brandon Weatherspoon	19:31	20:29	51 - 23	55 - 43	28	12	2.61	2.69	8	9	24	17	3	5	2	5
25	Tre Carroll	11:11	28:49	30 - 14	76 - 52	16	24	2.68	2.64	6	11	16	25	1	7	3	4
50	Vladislav Goldin	18:25	21:35	48 - 29	58 - 37	19	21	2.61	2.69	8	9	22	19	4	4	2	5



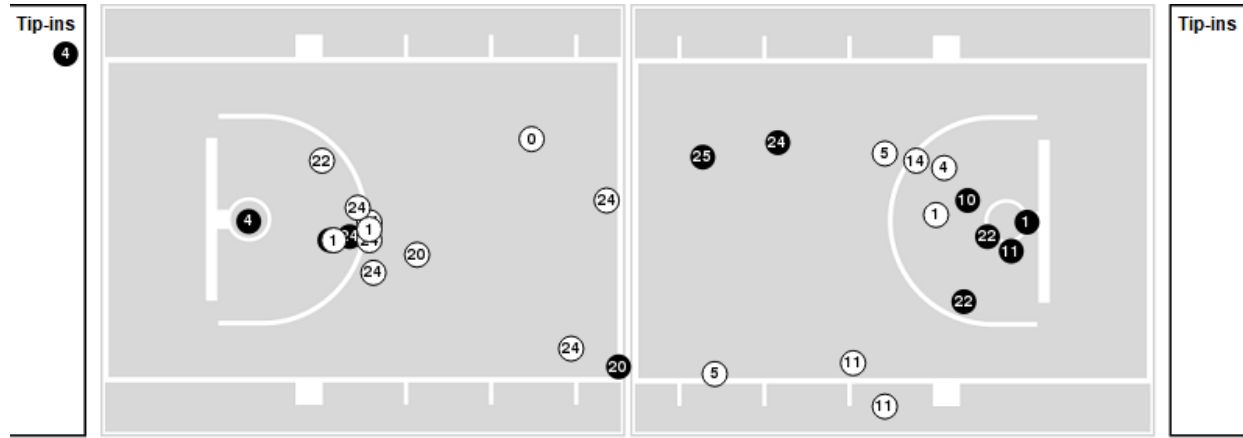
Players => 0, 1, 2, 3, 4, 5, 10, 11, 12, 13, 14, 20, 22, 24, 25 FG Types=>All Results=>All

UTSA

All Field Goals



Blow Up Chart



N Made **O** Missed N - Player Number

UTSA	M/A	%
Field Goals	22/55	40
2 Points	18/39	46
3 Points	4/16	25
Free Throws	18/24	75

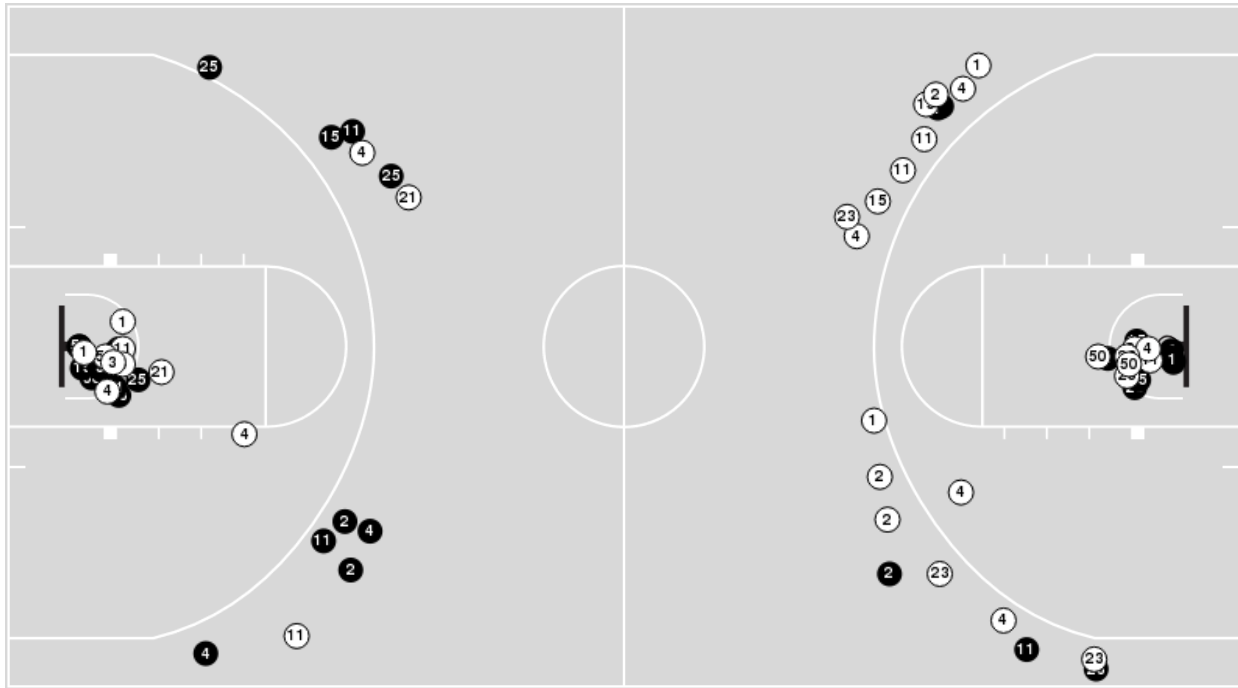
UTSA	M/A	%
Points in the Paint	22 (11 / 27)	41
Fast Break Points	6 (5/5)	100
Second Chance Points	7 (5/11)	45
Effective FG%	44	



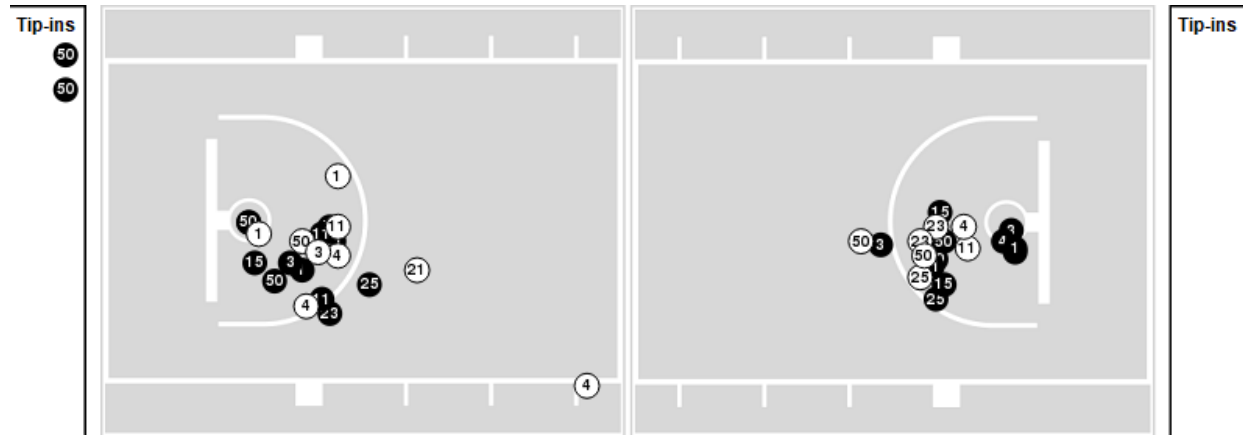
Players => 0, 1, 2, 3, 4, 5, 11, 12, 13, 15, 21, 23, 25, 30, 50FG Types=>AllResults=>All

Fla. Atlantic

All Field Goals



Blow Up Chart



● Made ○ Missed N - Player Number

Fla. Atlantic	M/A	%
Field Goals	37/72	51
2 Points	23/40	57
3 Points	14/32	44
Free Throws	18/23	78

Fla. Atlantic	M/A	%
Points in the Paint	46 (23 / 38)	61
Fast Break Points	17 (10/10)	100
Second Chance Points	18 (10/14)	71
Effective FG%	61	



UTSA at Fla. Atlantic

02/23/23 Abessinio Court at Eleanor R. Baldwin Arena, Boca Raton, Fla.
2022-23 Men's Basketball

Game Time: 7:00 PM
Game Duration: 2:06
Attendance: 3,049

Officials: Rick Crawford, Darron George, Todd Austin

UTSA

Lineup	Quarter On	Time On	Quarter Off	Time Off	Time on Court	Score	Score Diff	Reb	Stl	Tov	Ass	PPP
0- Buggs III J/ 1- Medor J/ 5- Richards D/ 14- Diouf M/ 20- Sabally L/	1	20:00	1	16:07	03:53	9-11	-2	3	0	3	1	1.3081
0- Buggs III J/ 1- Medor J/ 4- Farmer J/ 5- Richards D/ 24- Germany J/	1	16:07	1	13:21	02:46	9-7	2	2	0	0	1	1.8000
4- Farmer J/ 5- Richards D/ 22- Tucker C/ 24- Germany J/ 25- Addo-Ankrah V/	1	13:21	1	11:37	01:44	2-4	-2	1	0	1	0	0.6944
0- Buggs III J/ 4- Farmer J/ 22- Tucker C/ 24- Germany J/ 25- Addo-Ankrah V/	1	11:37	1	09:16	02:21	0-3	-3	3	0	0	0	0.0000
0- Buggs III J/ 1- Medor J/ 4- Farmer J/ 5- Richards D/ 14- Diouf M/	1	09:16	1	09:15	00:01	0-2	-2	0	0	0	0	0.0000
0- Buggs III J/ 1- Medor J/ 4- Farmer J/ 5- Richards D/ 24- Germany J/	1	09:15	1	07:49	01:26	2-5	-3	2	0	0	0	1.0000
0- Buggs III J/ 1- Medor J/ 5- Richards D/ 20- Sabally L/ 24- Germany J/	1	07:49	1	06:12	01:37	2-4	-2	1	0	1	0	0.6667
0- Buggs III J/ 1- Medor J/ 5- Richards D/ 14- Diouf M/ 20- Sabally L/	1	06:12	1	05:22	00:50	1-2	-1	0	0	0	0	1.1364
0- Buggs III J/ 1- Medor J/ 14- Diouf M/ 20- Sabally L/ 25- Addo-Ankrah V/	1	05:22	1	04:20	01:02	0-2	-2	2	0	0	0	0.0000
0- Buggs III J/ 4- Farmer J/ 14- Diouf M/ 22- Tucker C/ 25- Addo-Ankrah V/	1	04:20	1	02:49	01:31	5-4	1	1	0	1	0	1.4535
0- Buggs III J/ 5- Richards D/ 14- Diouf M/ 22- Tucker C/ 25- Addo-Ankrah V/	1	02:49	1	02:13	00:36	0-0	0	2	0	0	0	0.0000
0- Buggs III J/ 1- Medor J/ 5- Richards D/ 24- Germany J/ 25- Addo-Ankrah V/	1	02:13	1	00:45	01:28	0-0	0	3	0	1	0	0.0000
0- Buggs III J/ 1- Medor J/ 10- Czumbel E/ 24- Germany J/ 25- Addo-Ankrah V/	1	00:45	1	00:32	00:12	1-0	1	0	0	0	0	2.2727
0- Buggs III J/ 1- Medor J/ 10- Czumbel E/ 14- Diouf M/ 20- Sabally L/	1	00:32	1	00:05	00:27	1-1	0	0	0	0	0	2.2727
0- Buggs III J/ 1- Medor J/ 5- Richards D/ 24- Germany J/ 25- Addo-Ankrah V/	1	00:05	2	20:00	00:06	0-0	0	0	0	0	0	0.0000
0- Buggs III J/ 1- Medor J/ 5- Richards D/ 20- Sabally L/ 24- Germany J/	2	20:00	2	15:39	04:21	8-13	-5	3	0	2	1	0.9009
0- Buggs III J/ 1- Medor J/ 4- Farmer J/ 5- Richards D/ 14- Diouf M/	2	15:39	2	15:11	00:28	1-4	-3	0	0	0	0	1.1364
0- Buggs III J/ 1- Medor J/ 4- Farmer J/ 5- Richards D/ 24- Germany J/	2	15:11	2	14:42	00:29	2-0	2	1	0	0	0	2.0000
0- Buggs III J/ 4- Farmer J/ 5- Richards D/ 22- Tucker C/ 24- Germany J/	2	14:42	2	13:38	01:04	1-2	-1	1	0	1	0	0.4098
4- Farmer J/ 5- Richards D/ 22- Tucker C/ 24- Germany J/ 25- Addo-Ankrah V/	2	13:38	2	12:29	01:09	0-4	-4	0	0	0	0	0.0000
4- Farmer J/ 10- Czumbel E/ 22- Tucker C/ 24- Germany J/ 25- Addo-Ankrah V/	2	12:29	2	09:34	02:55	6-10	-4	0	0	4	0	0.8571
2- Aleu A/ 4- Farmer J/ 10- Czumbel E/ 22- Tucker C/ 25- Addo-Ankrah V/	2	09:34	2	09:02	00:32	0-2	-2	0	0	0	0	0.0000
2- Aleu A/ 4- Farmer J/ 5- Richards D/ 10- Czumbel E/ 22- Tucker C/	2	09:02	2	08:53	00:09	2-0	2	0	0	0	0	2.2727
0- Buggs III J/ 1- Medor J/ 2- Aleu A/ 4- Farmer J/ 5- Richards D/	2	08:53	2	06:35	02:18	2-7	-5	3	0	3	0	0.3401
0- Buggs III J/ 1- Medor J/ 2- Aleu A/ 5- Richards D/ 14- Diouf M/	2	06:35	2	04:34	02:01	2-6	-4	2	0	0	0	0.5000
0- Buggs III J/ 1- Medor J/ 2- Aleu A/ 4- Farmer J/ 5- Richards D/	2	04:34	2	03:50	00:44	0-4	-4	0	0	1	0	0.0000
3- Johnson A/ 4- Farmer J/ 10- Czumbel E/ 11- Bofinger L/ 22- Tucker C/	2	03:50	2	00:00	03:50	10-9	1	3	2	0	2	1.5060



UTSA at Fla. Atlantic

02/23/23 Abessinio Court at Eleanor R. Baldwin Arena, Boca Raton, Fla.
2022-23 Men's Basketball

Game Time: 7:00 PM
Game Duration: 2:06
Attendance: 3,049

Officials: Rick Crawford, Darron George, Todd Austin

Fla. Atlantic

Lineup	Quarter On	Time On	Quarter Off	Time Off	Time on Court	Score	Score Diff	Reb	Stl	Tov	Ass	PPP
1- Davis J/ 2- Boyd N/ 4- Greenlee B/ 15- Martin A/ 50- Goldin V/	1	20:00	1	16:07	03:53	11-9	2	2	2	0	3	1.3959
1- Davis J/ 2- Boyd N/ 3- Rosado G/ 4- Greenlee B/ 11- Forrest M/	1	16:07	1	13:21	02:46	7-9	-2	1	0	0	1	1.4000
1- Davis J/ 3- Rosado G/ 4- Greenlee B/ 11- Forrest M/ 23- Weatherspoon B/	1	13:21	1	11:37	01:44	4-2	2	1	0	0	1	1.3333
4- Greenlee B/ 11- Forrest M/ 23- Weatherspoon B/ 25- Carroll T/ 50- Goldin V/	1	11:37	1	09:16	02:21	3-0	3	6	0	0	1	0.7500
2- Boyd N/ 3- Rosado G/ 15- Martin A/ 23- Weatherspoon B/ 25- Carroll T/	1	09:16	1	07:01	02:15	8-2	6	4	0	0	1	2.0619
1- Davis J/ 2- Boyd N/ 3- Rosado G/ 15- Martin A/ 23- Weatherspoon B/	1	07:01	1	07:01	00:00	0-0	0	0	0	0	0	0.0000
1- Davis J/ 2- Boyd N/ 3- Rosado G/ 11- Forrest M/ 15- Martin A/	1	07:01	1	06:12	00:49	3-2	1	1	0	0	0	2.0833
1- Davis J/ 2- Boyd N/ 11- Forrest M/ 15- Martin A/ 50- Goldin V/	1	06:12	1	04:20	01:52	4-1	3	3	0	0	0	1.0309
1- Davis J/ 4- Greenlee B/ 11- Forrest M/ 23- Weatherspoon B/ 50- Goldin V/	1	04:20	1	02:13	02:07	4-5	-1	2	0	0	1	1.0309
1- Davis J/ 3- Rosado G/ 4- Greenlee B/ 11- Forrest M/ 23- Weatherspoon B/	1	02:13	1	00:45	01:28	0-0	0	2	1	0	0	0.0000
1- Davis J/ 4- Greenlee B/ 11- Forrest M/ 23- Weatherspoon B/ 50- Goldin V/	1	00:45	2	20:00	00:45	1-2	-1	2	0	0	0	8.3333
1- Davis J/ 2- Boyd N/ 4- Greenlee B/ 11- Forrest M/ 50- Goldin V/	2	20:00	2	17:36	02:24	4-8	-4	2	0	1	0	0.8000
2- Boyd N/ 4- Greenlee B/ 15- Martin A/ 23- Weatherspoon B/ 50- Goldin V/	2	17:36	2	15:39	01:57	9-0	9	3	0	0	1	2.3196
2- Boyd N/ 3- Rosado G/ 4- Greenlee B/ 15- Martin A/ 23- Weatherspoon B/	2	15:39	2	13:38	02:01	6-4	2	1	0	0	0	1.5957
2- Boyd N/ 3- Rosado G/ 11- Forrest M/ 15- Martin A/ 23- Weatherspoon B/	2	13:38	2	11:03	02:35	9-4	5	2	1	2	2	1.5000
1- Davis J/ 4- Greenlee B/ 11- Forrest M/ 15- Martin A/ 50- Goldin V/	2	11:03	2	09:02	02:01	7-2	5	1	1	1	1	1.7500
1- Davis J/ 2- Boyd N/ 4- Greenlee B/ 11- Forrest M/ 50- Goldin V/	2	09:02	2	07:57	01:05	5-2	3	1	1	0	1	1.7361
1- Davis J/ 2- Boyd N/ 3- Rosado G/ 4- Greenlee B/ 11- Forrest M/	2	07:57	2	06:35	01:22	2-2	0	1	1	0	0	0.6667
1- Davis J/ 2- Boyd N/ 3- Rosado G/ 11- Forrest M/ 25- Carroll T/	2	06:35	2	05:34	01:01	3-0	3	2	0	1	1	1.0000
2- Boyd N/ 3- Rosado G/ 11- Forrest M/ 23- Weatherspoon B/ 25- Carroll T/	2	05:34	2	04:34	01:00	4-2	2	1	0	0	1	2.7778
0- Lorient B/ 2- Boyd N/ 11- Forrest M/ 23- Weatherspoon B/ 25- Carroll T/	2	04:34	2	03:16	01:18	3-2	1	0	1	0	0	2.0833
0- Lorient B/ 2- Boyd N/ 5- Gaines I/ 21- Ralat A/ 25- Carroll T/	2	03:16	2	00:00	03:16	9-8	1	3	0	2	2	1.5306



UTSA at Fla. Atlantic

02/23/23 Abessinio Court at Eleanor R. Baldwin Arena, Boca Raton, Fla.
2022-23 Men's Basketball

Game Time: 7:00 PM
Game Duration: 2:06
Attendance: 3,049

Officials: Rick Crawford, Darron George, Todd Austin

UTSA

Lineup	Time	Score	Score Diff	Pts/Min	Reb	Stl	Tov	Ass	PPP
0- Buggs III J/ 1- Medor J/ 5- Richards D/ 20- Sabally L/ 24- Germany J/	05:58	10-17	-7	1.6760	4	0	3	1	0.8418
0- Buggs III J/ 1- Medor J/ 5- Richards D/ 14- Diouf M/ 20- Sabally L/	04:43	10-13	-3	2.1201	3	0	3	1	1.2887
0- Buggs III J/ 1- Medor J/ 4- Farmer J/ 5- Richards D/ 24- Germany J/	04:41	13-12	1	2.7758	5	0	0	1	1.6250
3- Johnson A/ 4- Farmer J/ 10- Czumbel E/ 11- Bofinger L/ 22- Tucker C/	03:50	10-9	1	2.6087	3	2	0	2	1.5060
0- Buggs III J/ 1- Medor J/ 2- Aleu A/ 4- Farmer J/ 5- Richards D/	03:02	2-11	-9	0.6593	3	0	4	0	0.2907
4- Farmer J/ 10- Czumbel E/ 22- Tucker C/ 24- Germany J/ 25- Addo-Ankrah I/	02:55	6-10	-4	2.0571	0	0	4	0	0.8571
4- Farmer J/ 5- Richards D/ 22- Tucker C/ 24- Germany J/ 25- Addo-Ankrah I/	02:53	2-8	-6	0.6936	1	0	1	0	0.4098
0- Buggs III J/ 4- Farmer J/ 22- Tucker C/ 24- Germany J/ 25- Addo-Ankrah I/	02:21	0-3	-3	0.0000	3	0	0	0	0.0000
0- Buggs III J/ 1- Medor J/ 2- Aleu A/ 5- Richards D/ 14- Diouf M/	02:01	2-6	-4	0.9917	2	0	0	0	0.5000
0- Buggs III J/ 1- Medor J/ 5- Richards D/ 24- Germany J/ 25- Addo-Ankrah I/	01:34	0-0	0	0.0000	3	0	1	0	0.0000
0- Buggs III J/ 4- Farmer J/ 14- Diouf M/ 22- Tucker C/ 25- Addo-Ankrah I/	01:31	5-4	1	3.2967	1	0	1	0	1.4535
0- Buggs III J/ 4- Farmer J/ 5- Richards D/ 22- Tucker C/ 24- Germany J/	01:04	1-2	-1	0.9375	1	0	1	0	0.4098
0- Buggs III J/ 1- Medor J/ 14- Diouf M/ 20- Sabally L/ 25- Addo-Ankrah I/	01:02	0-2	-2	0.0000	2	0	0	0	0.0000
0- Buggs III J/ 5- Richards D/ 14- Diouf M/ 22- Tucker C/ 25- Addo-Ankrah I/	00:36	0-0	0	0.0000	2	0	0	0	0.0000
2- Aleu A/ 4- Farmer J/ 10- Czumbel E/ 22- Tucker C/ 25- Addo-Ankrah I/	00:32	0-2	-2	0.0000	0	0	0	0	0.0000
0- Buggs III J/ 1- Medor J/ 4- Farmer J/ 5- Richards D/ 14- Diouf M/	00:29	1-6	-5	2.0690	0	0	0	0	1.1364
0- Buggs III J/ 1- Medor J/ 10- Czumbel E/ 14- Diouf M/ 20- Sabally L/	00:27	1-1	0	2.2222	0	0	0	0	2.2727
0- Buggs III J/ 1- Medor J/ 10- Czumbel E/ 24- Germany J/ 25- Addo-Ankrah I/	00:12	1-0	1	5.0000	0	0	0	0	2.2727
2- Aleu A/ 4- Farmer J/ 5- Richards D/ 10- Czumbel E/ 22- Tucker C/	00:09	2-0	2	13.3333	0	0	0	0	2.2727



UTSA at Fla. Atlantic

02/23/23 Abessinio Court at Eleanor R. Baldwin Arena, Boca Raton, Fla.
2022-23 Men's Basketball

Game Time: 7:00 PM
Game Duration: 2:06
Attendance: 3,049

Officials: Rick Crawford, Darron George, Todd Austin

Fla. Atlantic

Lineup	Time	Score	Score Diff	Pts/Min	Reb	Stl	Tov	Ass	PPP
1- Davis J/ 2- Boyd N/ 3- Rosado G/ 4- Greenlee B/ 11- Forrest M/	04:08	9-11	-2	2.1774	2	1	0	1	1.1250
1- Davis J/ 2- Boyd N/ 4- Greenlee B/ 15- Martin A/ 50- Goldin V/	03:53	11-9	2	2.8326	2	2	0	3	1.3959
1- Davis J/ 2- Boyd N/ 4- Greenlee B/ 11- Forrest M/ 50- Goldin V/	03:29	9-10	-1	2.5837	3	1	1	1	1.1421
0- Lorient B/ 2- Boyd N/ 5- Gaines I/ 21- Ralat A/ 25- Carroll T/	03:16	9-8	1	2.7551	3	0	2	2	1.5306
1- Davis J/ 3- Rosado G/ 4- Greenlee B/ 11- Forrest M/ 23- Weatherspoon B/	03:12	4-2	2	1.2500	3	1	0	1	0.6667
1- Davis J/ 4- Greenlee B/ 11- Forrest M/ 23- Weatherspoon B/ 50- Goldin V/	02:52	5-7	-2	1.7442	4	0	0	1	1.3298
2- Boyd N/ 3- Rosado G/ 11- Forrest M/ 15- Martin A/ 23- Weatherspoon B/	02:35	9-4	5	3.4839	2	1	2	2	1.5000
4- Greenlee B/ 11- Forrest M/ 23- Weatherspoon B/ 25- Carroll T/ 50- Goldin V/	02:21	3-0	3	1.2766	6	0	0	1	0.7500
2- Boyd N/ 3- Rosado G/ 15- Martin A/ 23- Weatherspoon B/ 25- Carroll T/	02:15	8-2	6	3.5556	4	0	0	1	2.0619
2- Boyd N/ 3- Rosado G/ 4- Greenlee B/ 15- Martin A/ 23- Weatherspoon B/	02:01	6-4	2	2.9752	1	0	0	0	1.5957
1- Davis J/ 4- Greenlee B/ 11- Forrest M/ 15- Martin A/ 50- Goldin V/	02:01	7-2	5	3.4711	1	1	1	1	1.7500
2- Boyd N/ 4- Greenlee B/ 15- Martin A/ 23- Weatherspoon B/ 50- Goldin V/	01:57	9-0	9	4.6154	3	0	0	1	2.3196
1- Davis J/ 2- Boyd N/ 11- Forrest M/ 15- Martin A/ 50- Goldin V/	01:52	4-1	3	2.1429	3	0	0	0	1.0309
0- Lorient B/ 2- Boyd N/ 11- Forrest M/ 23- Weatherspoon B/ 25- Carroll T/	01:18	3-2	1	2.3077	0	1	0	0	2.0833
1- Davis J/ 2- Boyd N/ 3- Rosado G/ 11- Forrest M/ 25- Carroll T/	01:01	3-0	3	2.9508	2	0	1	1	1.0000
2- Boyd N/ 3- Rosado G/ 11- Forrest M/ 23- Weatherspoon B/ 25- Carroll T/	01:00	4-2	2	4.0000	1	0	0	1	2.7778
1- Davis J/ 2- Boyd N/ 3- Rosado G/ 11- Forrest M/ 15- Martin A/	00:49	3-2	1	3.6735	1	0	0	0	2.0833
1- Davis J/ 2- Boyd N/ 3- Rosado G/ 15- Martin A/ 23- Weatherspoon B/	00:00	0-0	0	NaN	0	0	0	0	0.0000