

# RICE OWLS

2021 FOOTBALL

## 2021 SCHEDULE



## GAME 6



### RICE (2-3, 1-0 C-USA)

DATE	TV	RESULT/TIME
<b>SEPTEMBER</b>		
4 at Arkansas	SECN+	L, 17-38
11 Houston	CBSSN	L, 7-44
18 at Texas	LHN	L, 0-58
25 Texas Southern	ESPN3	W, 48-34
<b>OCTOBER</b>		
2 Southern Miss *	ESPN3	W, 24-19
16 at UTSA *	ESPN+	5 p.m.
23 at UAB *	ESPN+	2:30 p.m.
30 North Texas *	ESPN Networks	1 p.m.
<b>NOVEMBER</b>		
6 at Charlotte *	ESPN Networks	2:30 p.m.
13 WKU *	ESPN Networks	1 p.m.
20 at UTEP *	ESPN Networks	3 p.m.
27 Louisiana Tech *	ESPN Networks	12 p.m.

\* Conference USA game

### RICE (2-3, 1-0 C-USA)

AT

### UTSA (6-0, 2-0 C-USA)

OCTOBER 16, 2021 / 5 P.M. / SAN ANTONIO, TEXAS  
ALAMODOME (65,000)

TV: ESPN+

Lincoln Rose (PxP), LaDarrin McLane (Analyst)

AUDIO: RICEOWLS.COM/RICE MOBILE APP

(Play-by-Play: J.P. Heath, Analyst: Nate Griffin, Sideline: Jason Metko)

### RICE ATHLETIC COMMUNICATIONS

Twitter

@RiceFootball | @RiceAthletics

Facebook

Facebook.com/RiceOwlsFootball

Football Contact | **Chuck Pool**

Office Number | **713-348-5775**

Cell Number | **832-244-6476**

Email | **cpool@rice.edu**

Athletic Comms. Fax | **713-348-6019**

Rice Stadium Press Box | **713-348-5638**

Online | **RiceOwls.com**

### RICE

2021 Record:	2-3
2021 Conference USA Record:	2-0
Dunlevie Family Head Coach:	Mike Bloomgren
Record at Rice:	9-26 (4th)
Career Record:	9-26 (4th)
Bloomgren vs. UTSA:	0-2

### STAT LEADERS

RUSHING: Jordan Myers  
53 ATT, 244 YDS, 5 TDS, 4.6 YPC, 48.8 YPG

PASSING: Jake Constantine  
46 CMP, 60 ATT, 543 YDS, 3 TD/1 INT, 181.0 YPG

RECEIVING: Jake Bailey  
21 REC, 232 YDS, 1 TD, 11.0 YPC, 46.4 YPG

TACKLES: Antonio Montero  
39 TKLS; 1.5 SACK; 5.5 TFL; 2 PBU

### UTSA

2021 Record:	6-0
2021 C-USA Record:	2-0
Head Coach:	Jeff Traylor
Record at UTSA:	13-5 (2nd)
Career Record:	13-5 (2nd)
Traylor vs. Rice:	0-0

### STAT LEADERS

RUSHING: Sincere McCormick  
154 ATT, 661 YDS, 6 TDS, 4.3 YPC, 110.2 YPG

PASSING: Frank Harris  
127 CMP, 182 ATT, 1,475 YDS, 12 TDS/3 INTS, 245.8 YPG

RECEIVING: Joshua Cephus  
42 REC, 457 YDS, 3 TDS, 10.9 YPC, 76.2 YPG

TACKLES: Rashad Wisdom  
39 TKLS; 2.0 TFLS; 2 PBUS; 1 QBH; 1 FF

## TABLE OF CONTENTS

Depth Chart.....1	HC Mike Bloomgren ..... 19
Game Notes.....4	Scoring Drives..... 21
Career Games/Starts .....7	Superlatives..... 24
Starters .....9	2021 Stats..... 26
Owls in the NFL..... 11	2021 Box Scores..... 40
The Last Time ..... 12	
Roster..... 14	
Career Stats..... 16	
Career Highs..... 18	

## INSIDE THE SERIES

- This is the ninth meeting between the two schools, the last eight as members of Conference USA.
- The schools met for eight consecutive years (1 non-conference and seven in C-USA) before last year's meeting was cancelled due to COVID-19 related issues.
- The eight-games streak was one of the three longest vs. conference teams (UTEP 21, LA Tech 8) were all snapped due to COVID issues last year.
- UTSA leads the series 5-3 (5-2 in C-USA) and has won five straight. They have split the four games played at Rice Stadium.
- The two first met on 10/13/12 in a non-conference game that was part of Rice's Centennial Celebration, with Rice winning 34-14.
- Rice won the initial meeting as members of C-USA, 27-20 in 2013. Later that season, UTSA's 21-13 win at North Texas broke a tie between Rice and UNT and allowed Rice to capture the C-USA West and advance to the C-USA Championship game.



# UTSA TWO-DEEP

## OFFENSE

<b>WR (Z)</b>	88 August Pitre III (6-2, 181)
	16 Andrew Mason (5-10, 160)
<b>TE</b>	87 Jack Bradley (6-5, 258)
	82 Jaeger Bull (6-4, 236)
<b>LT</b>	71 Clay Servin (6-4, 300)
	63 Brandt Peterson (6-6, 291)
<b>LG</b>	73 Cole Garcia (6-5, 329)
	62 Faae Pepe (6-4, 330)
<b>C</b>	58 Shea Baker (6-1, 311)
	52 Braedon Nutter (6-3, 303)
<b>RG</b>	52 Braedon Nutter (6-3, 303)
	78 Ethan Onianwa (6-6, 300)
<b>RT</b>	70 Jovaun Woolford (6-5, 298)
	75 Derek Ferraro (6-6, 303)
<b>QB</b>	10 Jake Constantine (6-2, 200)
or	12 Luke McCaffrey (6-2, 200)
	9 TJ McMahon (6-0, 197)
<b>HB</b>	7 Jordan Myers (6-2, 216)
	6 Khalan Griffin (5-10, 215)
or	30 Ari Broussard (6-0, 215)
<b>FB</b>	85 Brendan Suckley (6-2, 252)
	32 Jerry Johnson III (6-1, 232)
<b>WR (X)</b>	4 Cedric Patterson III (5-10, 1800)
	84 Bennett Mecom (6-3, 197)
<b>WR (F)</b>	11 Jake Bailey (5-10, 180)
	16 Andrew Mason (5-10, 160)

## DEFENSE

<b>DE</b>	7 Trey Schuman (6-2, 261)
	18 Miles Adams (6-4, 238)
<b>DT</b>	91 Ikenna Enechukwu (6-4, 266)
	30 Elroyal Morris (6-3, 270)
<b>NT</b>	92 Elijah Garcia (6-5, 302)
	95 Caleb James (6-0, 282)
<b>OLB/RUSH</b>	12 Josh Percy (6-2, 242)
	0 Adrian Bickham (6-3, 214)
<b>OLB/VIPER</b>	9 Kirk Lockhart (5-11, 187)
	5 Chike Anibogu (5-10, 194)
<b>WILL</b>	6 Desmyn Baker (6-2, 230)
	33 Myron Morrison (6-3, 206)
<b>MIKE</b>	1 Antonio Montero (6-0, 222)
	35 Aidan Siano (6-0, 225)
<b>FS</b>	20 George Nyakwol (6-0, 181)
	4 Prudy Calderon (5-11, 213)
<b>SS</b>	3 Naeem Smith (5-11, 197)
	26 Gabe Taylor (5-10, 186)
<b>LCB</b>	25 Jordan Dunbar (5-11, 194)
	29 Sean Fresch (5-8, 170)
<b>RCB</b>	24 Miles McCord (6-1, 163)
	15 Andrew Bird (6-1, 185)

## SPECIAL TEAMS

<b>PK</b>	31 Christian VanSickle (6-0, 198)
	2 Collin Riccitelli (6-0, 198)
<b>H</b>	9 TJ McMahon (6-0, 197)
	99 Charlie Mendes (6-3, 195)
<b>P</b>	99 Charlie Mendes (6-3, 195)
	31 Christian VanSickle (6-0, 198)
<b>LS</b>	34 Campbell Riddle (6-2, 226)
	47 Thomas Thollen II (6-2, 228)
<b>PR</b>	29 Sean Fresch (5-8, 170)
	11 Jake Bailey (5-10, 180)
<b>KR</b>	29 Sean Fresch (5-8, 170)
	1 Cameron Montgomery (5-5, 160)

## PRONUNCIATIONS

No	Name	Pronunciation
5	Chike Anigbogu	Cheek-ay Anah-bo-goo
6	Desmyn Baker	Dez-man
82	Jaegar Bull	Jay-ger
4	Prudy Calderon	Proo-dee
17	Treshawn Chamberlain	Tra-shawn
2	Tre'shon Devones	Tray-shon Dee-vhones
34	Terrence Ellis	Terrence
91	Ikenna Enechukwu	Ee-ken-ah En-neh-chu-kwu
50	Izeya Floyd	Eye-zay-ah
6	Khalan Griffin	Kay-Lin
44	Geron Hargon	Gare-in Har-gin
98	Van Heitmann	HIGHT-man
53	Mike Leone	Lee-own
13	Lamont Narcisse	Nar-cese
27	Ayden Noriega	Nor-ee-ay-ga
20	George Nyakwol	Nie-ah-kwall
10	Kenneth Orji	Oar-gee
8	Juma Otoviano	Ju-mah Oh-toe-vee-ah-no
8	Kebreyun Page	Key-bron
88	August Pitre III	Peet
12	Josh Percy	Pier-see
0	Collin Riccitelli	Rick-a-TELL-ee
7	Trey Schuman	Shoo-man
3	Naeem Smith	Nah-eem
23	Casey Tawa	Tah-Wuh
70	Jovaun Woolford	Juh-von
41	Plae Wyatt	Play

## GAME DAY ASSIGNMENTS

### PRESS BOX



**Mike Kershaw**  
Wide Receivers



**Jim Jackson**  
Tight Ends



**Collin Spencer**  
Safeties



**Brian Smith**  
Def. Coord./  
Linebackers



**Cedric Calhoun**  
Defensive Line



**Sanders Davis**  
Offensive Line



**Marques Tuiasopopo**  
Offensive Coord./  
Quarterbacks



**Chris Monfletto**  
Special Teams  
Coordinator



**Robbie Picazo**  
Running Backs



**Gerard Wilcher**  
Cornerbacks

### FIELD



# 2021 STATISTICAL RANKINGS

Category	RICE			UTSA		
	Actual	FBS Rank	C-USA	Actual	FBS Rank	C-USA
Rushing Offense	163.6	67	7	166.5	63	6
Passing Offense	187.6	106	13	287.0	25	4
Total Offense	351.2	101	11	453.5	29	3
Scoring Offense	19.2	117	13	37.5	19	2
Rushing Defense	195.4	108	9	84.5	6	1
Pass Efficiency Defense	139.69	82	6	141.23	86	7
Total Defense	445.0	108	10	360.8	58	5
Scoring Defense	38.6	125	14	22.3	46	3
Net Punting	34.79	122	12	41.65	33	2
Punt Returns	6.33	82	8	16.15	12	1
Kickoff Returns	22.0	48	9	31.75	9	1
Turnover Margin	-0.40	103	10	0.67	27	3
Pass Defense	249.6	93	9	276.3	113	12
Passing Efficiency	132.47	85	11	159.69	21	2
Sacks pg	2.40	50	3	2.33	53	4
Tackles For Loss	5.0	94	11	5.8	63	4
Sacks Allowed	2.20	74	7	1.00	12	1
Fumbles Recovered	1	110	14	7	3	7
Fumbles Lost	3	48	3	4	85	9
Passes Intercepted	7	19	2	4	59	6
Interceptions Thrown	7	103	9	3	29	1
Turnovers Gained	8	60	10	11	18	2
Turnovers Lost	10	100	9	7	56	3
Fewest Penalties pg	6.80	86	5	3.67	2	1
Fewest Yards Penalized pg	53.00	61	5	35.67	7	1
Punt Return Yardage Defense	7.67	76	7	7.83	80	8
Kickoff Return Yardage Defense	24.50	107	12	22.27	89	9
3rd Down Conversions	.364	89	9	.490	15	3
4th Down Conversions	.500	71	7	.727	21	3
3rd Down Conv. Defense	.419	94	9	.365	56	5
4th Down Conv. Defense	.750	112	12	.375	30	4
Red Zone Offense	.562	129	14	.893	40	3
Red Zone Defense	.909	107	10	.765	35	7
First Downs	92	121	14	149	13	2
Time of Possession	31:55	28	5	32:02	27	4

# CONFERENCE USA

## 2021 STANDINGS

East Division	C-USA			Overall		
	W	L	Pct.	W	L	Pct.
Charlotte	2	0	1.000	4	2	.667
Florida Atlantic	1	1	.500	3	3	.500
Marshall	1	1	.500	3	3	.500
Middle Tennessee	1	2	.333	2	4	.333
WKU	0	1	.000	1	4	.200
Old Dominion	0	2	.000	1	5	.167
FIU	0	2	.000	1	5	.167

West Division	C-USA			Overall		
	W	L	Pct.	W	L	Pct.
UTSA	2	0	1.000	6	0	1.000
UTEP	2	0	1.000	5	1	.833
UAB	2	0	1.000	4	2	.667
Louisiana Tech	1	0	1.000	2	3	.400
Rice	1	0	.000	2	3	.400
North Texas	0	2	.000	1	4	.200
Southern Miss	0	2	.000	1	5	.167

## UPCOMING SCHEDULE (ALL TIMES CT)

### Friday, October 15

\*Marshall at North Texas <sup>CBSN</sup> 6 p.m.

### Saturday, October 16

\*UAB at Southern Miss <sup>Stadium</sup> 2:30 p.m.

\*WKU at Old Dominion <sup>ESPN3</sup> 2:30 p.m.

\*Rice at UTSA <sup>ESPN+</sup> 5 p.m.

\*Louisiana Tech at UTEP <sup>ESPN+</sup> 8 p.m.

## RICE FUTURE SCHEDULES

### 2022

9/3 @USC  
 9/10 McNeese State  
 9/17 Louisiana  
 9/24 @Houston

### 2023

9/2 @Texas  
 9/9 Houston  
 9/16 Texas Southern  
 9/29 @BYU

### 2024

8/31 - Sam Houston State  
 9/07 @LSU  
 10/5 Army

## RICE'S 2021 RECORD WHEN ...

Overall	2-3	Trailing at halftime	0-2
Conference USA	1-0	Tied at halftime	0-0
Home	2-1	Leading after third quarter	2-0
Away	0-2	Trailing after third quarter	0-2
Neutral Site	0-0	Tied after third quarter	0-1
Current Streak	W2	Overtime	0-0
Current Home Streak	W2	Scoring less than 20 points	0-3
Current Road Streak	L2	Scoring 20-29 points	1-0
Day Games	1-1	Scoring 30 or more points	1-0
Night Games	1-2	Allowing less than 20 points	1-0
On Television	2-3	Allowing 20-29 points	0-0
CBS Sports Network	0-1	Allowing 30 or more points	1-3
ESPN3	2-0	With a 100-yard rusher	1-0
ESPN+	0-1	Allowing a 100-yard rusher	0-2
Longhorn Network	0-1	With a 300-yard passer	0-0
In September	1-3	Allowing a 300-yard passer	1-0
In October	1-0	Outgaining opponent	1-0
In November	0-0	Opponent outgains	1-3
In December	0-0	300 or more yards of total offense	2-1
vs. Top 25 Teams (AP)	0-0	Allowing 300 or more yards total offense	2-3
vs. Unranked Opponents	2-3	No turnovers	1-0
On Natural Grass	0-0	One to three turnovers	1-3
On Artificial Turf	2-3	More than three turnovers	0-0
Scoring first	2-0	No takeaways	0-1
Opponent scores first	0-3	One to three takeaways	1-2
Scoring on opening drive	2-0	More than three takeaways	1-0
Opponent scores on opening drive	0-2	Committing fewer turnovers	1-0
Controlling time of possession	2-2	Turnovers are equal	0-1
Opponent controls time of possession	0-1	Committing more turnovers	1-2
Leading after first quarter	1-0		
Trailing after first quarter	0-3		
Tied after first quarter	1-0		
Leading at halftime	2-1		

## RICE QUICK FACTS

Location | **Houston, Texas 77005**  
 Founded | **1891**  
 Enrollment | **8,480**  
 Nickname | **Owls**  
 Mascot | **Sammy the Owl**  
 Colors | **Blue (281c) and Gray (424c)**  
 Conference | **Conference USA**  
 Stadium | **Rice Stadium (47,000)**  
 Playing Surface | **AstroTurf Rootzone 3D3**  
 President | **David Leebron (Harvard, '76)**  
 Athletics Director | **Joe Karlgaard (Stanford, '96)**  
 Rice Athletics Phone Number | **713-348-6920**  
 Rice Football Phone Number | **713-348-6900**  
 Ticket Office Phone Number | **713-348-OWLS**

## 2021 TEAM INFORMATION

**Starters Returning/Lost | 22/3**

**Offense | 9/2**  
**Defense | 10/1**  
**Specialists | 3/0**

**Lettermen Returning/Lost | 88/14**

**Offense | 42/6**  
**Defense | 43/7**  
**Specialists | 3/1**

## IN REMEMBRANCE

Rice Football will salute a pair of legendary performers who passed away in 2021 (**Dicky Maegle & Courtney Hall**) with a helmet decal.

Both Maegle and Hall enrolled at Rice before their 17th birthdays and went on to create lasting legacies.

Maegle was an All-American running back in his own right, but gained his greatest fame in the 1954 Cotton Bowl where he rushed for 265 yards on only 11 carries and his average of 24.1 yards per carry. 95 of his yards were awarded to him on a play that saw Alabama's Tommy Lewis come off the sidelines to tackle him. Maegle was inducted into the College Football Hall of Fame in 1979.

Hall made his college debut at 17, starting at center against the Miami Hurricanes in the 1985 season-opener and went on to be a two-time, All-SWC selection. He was the first Black center to earn that distinction and was named to the SWC All-Decade team. He went on to play eight seasons in the NFL, and was a team captain as the Chargers won their first AFC title in 1995 and advanced to Super Bowl XXIX in Miami. He was inducted into the Rice Athletics Hall of Fame in 1995 and the SWC Hall of Fame in 2019. He received a JD/MBA from the University of Chicago in 2003 and embarked on a business career in New York City and had been named to a term on the Rice Board of Trustees in January of 2021.



## RICE RECENTLY

The Owls opened C-USA play with a win for the first time since 2017 with their 24-19 victory over Southern Miss on October 2. The win was also their sixth in the last nine conference games. They come into Saturday looking to open a C-USA season with consecutive wins for the first time since 2015 (North Texas, @FAU), win their conference road opener for the first time since 2017 (UTEP) and win three consecutive games for the first time since 2019. The Owls have won four of their last five C-USA road contests (2019 @Middle Tennessee & UTEP; 2020 @Southern Miss & Marshall).

## C-USA

Rice is 54-72 (.429) in Conference USA since joining the league in 2005. Rice has an overall mark of 31-31 in Conference USA at Rice Stadium, 0-1 at NRG Stadium and 23-40 on the road.

## PICKING THEM OFF

Rice picked off four passes vs. Southern Miss, their highest total in a home game since the swiped five vs. Hawai'i in 2000 and their most in any game since they picked off five at Marshall last December. Those two efforts give the Owls nine interceptions in their last three conference games. Rice has also picked off at least one pass in the last three games, their longest streak since they had three at the start of the 2013 season. The 2013 Owls also had a streak of four consecutive games later that same year. The Owls have seven interceptions this season, their most since they had eight in 2018. The last time they had nine was in 2014 and the last time they reached double figures was in 2013 when they finished the 14 on their way to winning the C-USA title. A total of six Owls have an interception this season, matching the total from last year. The last time they had more than six players with an interception in a season was in 2014 when seven players picked off at least one pass.

## SETTING 'EM BACK

Rice's five sacks and nine total tackles for loss vs. Southern Miss were the most for the Owls under DC Brian Smith and their most sacks since they had five vs. FIU in 2017 and most tackles for loss since they had nine vs. North Texas that same year. Through five games, Rice defenders have 12 sacks and 25 tackles for loss, surpassing total for the five games of the 2020 season (7 & 22).

## NOTHING EARLY

George Nyakwol's interception on the first Southern Miss possession of the game allowed Rice to extend its streak to 16 conference games in which it has held the opponent scoreless on their first possession. The last team to score against the Owls on the first drive of the game was UTEP in 2018.

## DOUBLING UP

Josh Percy (11) and Trey Schuman (10) each recorded their first double-digit tackle game vs. Southern Miss. Rice now has four players to be credited with a least 10 tackles in a game this year, joining Antonio Montero (twice) and Treshawn Chamberlain and seven active Owls have not topped that mark at least once (Kirk Lockhart, 2020; George Nyakwol 2018; Kenneth Orji 2019).

## STARTING WITH THE COIN TOSS IN 2021

Opponent	Captain	Captain	Captain	Captain	Captain	Coin Toss	Kick/Receive	First Offensive Possession	First Defensive Possession	Jersey	Pants	Outcome
at Arkansas	Green	Myers	Schuman	Smith	Riddle	Rice	Kick	Punt	Punt	White	Blue	L, 17-38
Houston	Green	Myers	Schuman	Smith	Riddle	Houston	Kick	Punt	Touchdown	Blue	White	L, 7-44
at Texas	Green	Myers	Schuman	Smith	Riddle	Rice	Kick	Punt	Touchdown	White	White	L, 0-58
Texas Southern	Green	Myers	Schuman	Smith	Riddle	Texas Southern	Kick	Touchdown	Punt	Blue	White	W, 48-34
Southern Miss	Green	Myers	Schuman	Smith	Riddle	Rice	Kick	Interception	Touchdown	Gray	Blue	W, 24-19
at UTSA												
at UAB												
North Texas												
at Charlotte												
WKU												
at UTEP												
Louisiana Tech												



## EXPLOSIVE EFFORTS

The Owls fashioned 21 plays of more than 10 yards vs. Texas Southern, 10 came on the ground and 11 through the air. Seven of the 11 pass plays came in the first half while nine of the 10 rushing plays came in the second half. A total of 10 players either rushed or received a pass for a gain of at least 10 yards, including six on the ground (Luke McCaffrey 3; Ari Broussard & Jordan Myers 2; Jake Bailey, Khalan Griffin and Brendan Suckley 1). Jordan Myers led the team with five total plays of 10+ yards, followed by Bailey (4), McCaffrey (3), Broussard and Cedric Patterson III (2) while Jack Bradley, Jaeger Bull, Griffin, Cameron Montgomery and Suckley each had one,

## ANOTHER NEW FACE

Jake Constantine is the 11th different signal caller to start at least one game for Rice since 2017. Rice has started three different quarterbacks in 2017, 2018, 2019 and this season in addition to starting a pair in five games in 2020.

The 11 different starting QBs are the most at the FBS level over that time frame (Arkansas and Illinois each had 10).

Tyler Stehling started 11 of the first 12 in 2016 before suffering an injury in the 11th game that season. Driphus Jackson is the last QB to start an entire season for the Owls (12 games in 2015) and made 25 consecutive starts at QB from 2014-15.

### QB Starts since 2017

1. Wiley Green	11
2. Shawn Stankavage	9
3. Sam Glaesman	6
4. Miklo Smalls	4
Tom Stewart	4
6. Mike Collins	3
JoVoni Johnson	3
8. Luke McCaffrey	2
Jackson Tyner	2
Jake Constantine	2
11. Evan Marshman	1

## SUPER SENIORS

Due to the eligibility waivers created by the pandemic, Rice has one player on the 2021 roster who was a 2015 high school graduate (Jovaun Woolford) and will enter his seventh season of college football this fall. Woolford began his career as a redshirt at Colgate in 2015 and after missing all but one game in 2018 after an injury in the season opener, was granted an extra year of eligibility by the NCAA and joined the Owls as a grad transfer for the 2020 season, for which the NCAA did not count in terms of eligibility. Elijah Garcia and Jordan Meyers elected to return to Rice for their sixth seasons. Quarterback Jake Constantine transferred to Rice in the spring and will enter his fifth season of competition. He originally signed with Boise State in 2016 and redshirted, then played at Ventura College in 2017, Weber State in 2018 & 2019 and had transferred to Towson State as a grad transfer before their season was cancelled last fall. Wide receiver Keith CJ McCord III transferred to Rice from Yale to play his final season with his brother (Miles) but will now return for a sixth year. Two members of the 2021 Owls (Bradley Rozner and Collin Riccitelli) are in their sixth collegiate seasons, but have two years of athletic eligibility remaining.

## CHIPPING IN

While the primary duty may be as a blocker, fullback Brendan Suckley enjoyed a productive night vs. Texas Southern. He carried the ball twice for 19 yards, including a career-best tote of 12 yards and added a reception for nine yards. His 19 yards were the most for a Rice fullback since John Wall gained 67 vs. Houston in the final game of 2005. He's carried the ball four times for 26 yards on the season and added a pair of receptions for 13 yards, the most production the Owls have enjoyed from fullback since Geo Gentosi finished the 2018 season with 50 yards rushing and another 27 on four receptions.

## LONG WAIT

Rice has not returned an unblocked punt for a touchdown in nearly 22 years. LaDouphyous McCalla took one 84 yards for a score against TCU on Nov. 8, 1997 (276 games). Sam McGuffie scooped up a Tulsa punt he had blocked and returned it 12 yards for a score on October 20, 2012 for the last official punt return TD for the Owls.

## LETTERMEN NUMBERS

Mike Bloomgren made the decision to letter each member of the 2020 Owls who remained with the team throughout the pandemic, no matter if they participated in any games or not. A total of 102 letters were awarded last season.

## 300-YARD PASSING GAMES

**#5 QB Wiley Green (1)**  
313 vs. UTEP Nov. 3, 2018

## 100-YARD RUSHING GAMES

**#8 RB Juma Otoviano (2)**  
224 vs. Old Dominion Nov. 24, 2018  
111 at Southern Miss Oct. 31, 2020

**#7 RB Jordan Myers (1)**  
160 vs. Texas Southern Sept. 25, 2021

## 100-YARD RECEIVING GAMES

**#2 WR Bradley Rozner**  
138 at UTSA Oct. 19, 2019  
130 at Middle Tennessee Nov. 16, 2019  
103 vs. Wake Forest Sept. 6, 2019  
100 vs. Baylor Sept. 21, 2019

**#4 WR Cedric Patterson III (1)**  
108 vs. Texas Southern Sept. 25, 2021

## 10+ TACKLE GAMES

**#1 LB Antonio Montero (6)**  
11 at Army West Point Aug. 30, 2019  
11 vs. Marshall Nov. 2, 2019  
11 at UTEP Nov. 30, 2019  
11 at Arkansas Sept. 4, 2021  
10 at Southern Miss Oct. 31, 2020  
10 vs. Houston Sept. 11, 2021

**#17 LB Treshawn Chamberlain (2)**  
11 at Arkansas Sept. 4, 2021  
10 at LSU Nov. 17, 2018

**#9 S Kirk Lockhart (1)**  
12 vs. Middle Tennessee Oct. 24, 2020

**#20 CB George Nyakwol (1)**  
11 vs. UTEP Nov. 3, 2018

**#10 LB Kenneth Orji (1)**  
10 vs. Southern Miss Oct. 26, 2019

**#12 DE Josh Percy (1)**  
11 vs. Southern Miss Oct. 2, 2021

**#7 DE Trey Schuman (1)**  
10 vs. Southern Miss Oct. 2, 2021

## RECEPTIONS

### CAREER (100 or More)

1	Jarett Dillard (2005-08)	292
2	Eric Henley (1988-91)	186
3	Jordan Taylor (2011-14)	175
4	Toren Dixon (2006-09)	161
5	James Casey (2007-08)	157
6	David Houser (1974, 1976-78)	152
7	Austin Trammell (2017-20)	142
8	Vance McDonald (2009-12)	119
9	Doug Cunningham (1975-78)	117
10	Ed Lofton (1973-75)	112
11	Larry Davis (1967-69)	103
12	Sam McGuffie (2010-12)	102
	Zach Wright (2013-16)	102
14	Earl Cooper (1976-79)	101

**Jordan Myers (2017-present) 83**

## 2021 PRESEASON LISTS

### Shea Baker

Phil Steele Preseason 1st Team All-CUSA  
Athlon Sports Preseason 2nd Team All-CUSA  
C-USA Watch List

### Jake Bailey

Athlon Sports Preseason 3rd Team All-CUSA  
Phil Steele Preseason 4th Team All-CUSA

### Treshawn Chamberlain

Dave Campbell's TFBI All-Texas Preseason 2nd team  
Athlon Sports Preseason 4th Team All-CUSA

### De'Braylon Carroll

Athlon Sports Preseason 2nd Team All-CUSA

### Elijah Garcia

Phil Steele Preseason 3rd Team All-CUSA  
C-USA Watch List

### Jordan Myers

Athlon Sports Preseason 1st Team All-CUSA  
Phil Steele Preseason 2nd Team All-CUSA

### George Nyakwol

Phil Steele Preseason 4th Team All-CUSA

### Campbell Riddle

Phil Steele Preseason 2nd Team All-CUSA  
C-USA Watch List

### Bradley Rozner

Dave Campbell's TFBI All-Texas Preseason 2nd team  
Athlon Sports Preseason 3rd Team All-CUSA  
Phil Steele Preseason 3rd Team All-CUSA  
C-USA Watch List

### Trey Schuman

Phil Steele Preseason 3rd Team All-CUSA

### Clay Servin

Athlon Sports Preseason 4th Team All-CUSA

### Naeem Smith

C-USA Watch List

## CLIMBING THE LIST

Andrew Sendejo moved to within one game of matching Tommy Kramer for the seventh most NFL games by an Owl with his appearance on Monday night for the Colts against the Ravens.

### MOST CAREER NFL GAMES

1. Larry Izzo	200
2. Tobin Rote	149
3. Bill Howton	142
4. Daryl Grant	141
5. ND Kalu	136
6. Ryan Pontbriand	134
7. Tommy Kramer	129
8. <b>Andrew Sendejo</b>	<b>128</b>

## COACHING UPDATES

Rice added a pair of new members to the coaching staff over the winter and made a pair of internal moves to complete the staff for 2021. Marques Tuiasosopo joined the Owls from Cal as Offensive Coordinator and quarterbacks coach and Jim Jackson took over as tight ends coach after two seasons at Massachusetts. Chris Monfletto moved from tight ends to special teams coordinator and Collin Spencer was promoted to coach the safeties after DC Brian Smith took over coaching the linebackers.

## SILVER DEBUT

The Owls debuted their silver helmets in a game for the first time on 9/18 against Texas. The Owls have worn and alternate white helmet since the 2013 Liberty Bowl, but those

helmets were retired and replaced by the new silver version. Rice last wore silver helmets in 2006 during Todd Graham's season as the Owls' head coach. Rice first wore silver helmets in 1971 when Bill Peterson arrived from Florida State. That design remained until Homer Rice took over as head coach in 1976 and introduced a white helmet. Rice also wore silver helmets from 1979-81 and from 1984-89.

## MULTI-PURPOSE

Over 100,000 tests for the COVID-19 virus were administered at Rice Athletics facilities during the 2020-21 academic year as part of Rice University's comprehensive effort to combat the disease. The majority of the tests took place in the East Gym at Tudor Fieldhouse, in addition to The Roost at Reckling Park. The Waltrip Indoor Training Center was used as a testing site for incoming students in the fall of 2020 and also became a meeting area for the several football position groups to allow for maximum distancing. The west concourse of Rice Stadium became an outdoor voting location during the fall of 2021 and over 13,000 Houstonians cast ballots in during both the early voting period and on Election Day.

## THE MASTERS

A total of 10 Owls will take the field this fall while pursuing advanced degrees: Shea Baker, Collin Riccitelli, Trey Schuman and Christian VanSickle – MBA; Elijah Garcia, Jordan Myers & Naeem Smith – Master of Accounting; Keith CJ McCord II – Master of Bioscience and Health

## 2021 GAME-BY-GAME STARTERS (BOLD-1ST CAREER STARTS)

### OFFENSE

Opponent	LT	LG	C	RG	RT	WR	WR	TE	FB	RB	QB
at Arkansas	Servin	C. Garcia	Klarkowski	Baker	Woolford	Rozner	Bailey	Bradley	Bull (TE)	Griffin	Green
Houston	Servin	C. Garcia	Klarkowski	Baker	Woolford	<b>Montgomery</b>	Patterson	Bradley	Suckley	Griffin	McCaffrey
at Texas	Servin	C. Garcia	Klarkowski	Baker	Woolford	Bailey	Patterson	Bradley	Johnson	Griffin	McCaffrey
Texas Southern	Servin	C. Garcia	Baker	<b>Nutter</b>	Woolford	Bailey	Patterson	Bradley	Bull (TE)	Myers	<b>Constantine</b>
Southern Miss	Servin	C. Garcia	Baker	Nutter	Woolford	Patterson III	French (TE)	Bradley	Bull (TE)	Myers	Constantine
at UTSA											
at UAB											
North Texas											
at Charlotte											
WKU											
at UTEP											
Louisiana Tech											

### DEFENSE

Opponent	DE	NT	DT	DE	LB	VIPER	LB	CB	CB	SS	FS
at Arkansas	Schuman	E. Garcia	Enechukwu	Orji	Montero	Chamberlain	<b>Morrison</b>	<b>Dunbar</b>	Fresch	Nyakwol	Smith
Houston	Schuman	E. Garcia	Enechukwu	Orji	Montero	Chamberlain	Morrison	Dunbar	Fresch	Nyakwol	Smith
at Texas	Schuman	E. Garcia	Enechukwu	Orji	Montero	Taylor	Morrison	Dunbar	Fresch	Nyakwol	Smith
Texas Southern	Enechukwu	<b>Floyd</b>	E. Garcia	Orji	Montero	Lockhart	Morrison	Dunbar	McCord	Nyakwol	Smith
Southern Miss	Schuman	E. Garcia	Enechukwu	Pearcy	Montero	Chamberlain	Morrison	Dunbar	McCord	Nyakwol	Smith
at UTSA											
at UAB											
North Texas											
at Charlotte											
WKU											
at UTEP											
Louisiana Tech											



Policy; Cedric Patterson III – Master of Industrial-Organizational Psychology; Jovaun Woolford – Master of Global Affairs.

## FAMILIAR FACES

James Casey and Justin Hill, who played together at Rice in 2007 and 2008, are back on the same team again as members of Zac Taylor's Cincinnati Bengals coaching staff. Casey is in his third year as the Bengals tight ends coach while Hill is in his first year as their running backs coach after coaching the running backs at Tulsa from 2015-20. Hill rushed for 100 yards on 12 carries and one touchdown, while Casey played seven different positions as the Owls topped Southern Miss 31-29 on 10/3/07 in their most notable combined performance.

## 81 ON THE HOF BALLOT

Jarett Dillard, the record-setting receiver who led Rice to a pair of bowl appearances after a 45-year absence, is one of 78 players from the Football Bowl Subdivision on the 2022 ballot for induction into the College Football Hall of Fame. The 2022 induction class will be announced in early 2022 and formally inducted during the 64th NFF Annual Awards Dinner on Dec. 6, 2022. Dillard set NCAA career records for most touchdown receptions (60) and games with a touchdown catch (38). During a breakout sophomore season, he set NCAA single-season records for both games and consecutive games with a touchdown reception (13), despite playing with three different quarterbacks. He was named a Biletnikoff Award finalist while leading the Owls to their first bowl berth in 45 years. He caught 21 touchdown passes as a sophomore and then added 20 as a senior, becoming the only player in NCAA history to twice catch at least 20 touchdowns in a season. He was the first Owl to earn first team All-Conference USA three times and set conference career marks for touchdown receptions and receiving yards (4,138). He was the 10th receiver in NCAA history to pass 4,000 yards receiving. Dillard had caught at least two passes in each game of his career (49 games), the longest streak in NCAA history for players with multiple catches in every game of the streak. His 51 touchdown receptions from quarterback Chase Clement set the NCAA record for most touchdowns by a passing duo and the tandem added a 52nd in the Texas Bowl as Dillard threw a scoring pass to Clement. He was inducted into the Rice Athletics Hall of Fame in 2015 and was an inaugural member of the C-USA Hall of Fame in 2019.

## IN THE LEAGUE

Seven Owls are currently on NFL 53-man rosters (Calvin Anderson, Chris Boswell, Bryce Callahan, Christian Covington, Jack Fox, Nick Leverett, Andrew Sendejo) and four others are

on practice squads (Myles Adams, Emmanuel Ellerbee, Austin Trammell and Austin Walter). Last season a school-record 10 players saw action. The previous mark of nine players active in the league was set in 201. The Owls also had nine playing between the NFL and AFL in 1961 and also had nine between the NFL and the All American Football Conference in 1948. Of the 15 Rice products who have played in the NFL since 2009, Chris Boswell is the only one who came to Rice with more than two stars by any recruiting service (3 by Rivals).

## NOT HOW YOU START...

Each year, Dave Campbell's Texas Football takes a look back at the recently graduated recruiting classes of all the FBS programs in Texas to evaluate the actual impact of a class. While none of the Owls last 13 recruiting classes were ranked higher than eighth in Texas in the initial rankings, each class improved its ranking after those players had completed their eligibility. Rice is the only school to show improvement by each class over that span. In the most recent survey, the Owls 2016 class, which initially had been ranked 12th out of 12, was placed 10th overall with a score of 34.8 ranking ahead of Texas State (29.0) and UTEP (23.1). That 2016 class includes two members of the 2021 Owls (Elijah Garcia and Jordan Myers) who returned to the team this year as Super Seniors.

## BONUS BALL

Rice is 6-7 all-time in overtime games, including a 3-4 mark on the road and a 3-3 mark at home. The last seven have come in C-USA games (3-4). The Owls have won their last three road overtime games, including two in 2013. Luke Turner scored from 1-yard out to defeat UAB while Darik Dillard snared a 25-yard TD pass from Taylor McHargue at Tulsa. Darik Dillard's older brother Jarett caught a 25-yarder at Tulsa in 2006 to start the streak of road overtime wins. Rice's first OT game came in 1998 when they beat SMU 23-17

DATE	OPP	RESULT
9/5/98	SMU	W, 23-17
9/2/00	Houston	W, 30-27
10/20/01	Nevada	W 33-30
10/28/01	@LA Tech	L, 41-38
9/13/03	@Duke	L, 27-24
11/13/04	@UTEP	L, 35-28 (2 OT)
11/11/06	@Tulsa	W, 41-38
9/22/12	Marshall	L, 54-51 28 (2 OT)
10/5/13	@Tulsa	W, 30-27
11/21/13	@UAB	W, 37-34
9/24/16	North Texas	L, 42-35*
9/28/19	LA Tech	L, 23-20
10/24/20	Middle Tennessee	L, 34-40 (2 OT)

## C-USA LEADERS

### RECEPTIONS PER GAME

Year	Player	G	Rec.	Yards	TD	RPG
2008	James Casey	13	111	1,329	13	8.54

### SCORING

Year	Player	G	TD	XPT	FG	Pts.	PPG
2008	Jarett Dillard	13	20	0	0	120	9.2

### PUNTING

Year	Player	G	Att.	Yards	Avg.
2018	Jack Fox	13	80	3,636	45.5
2017	Jack Fox	12	57	2,520	44.2
2010	Kyle Martens	12	52	2,391	46.0

### FIELD GOALS

Year	Player	G	FG	FGA	Pct.	FG/G
2012	Chris Boswell	14	23	29	79.3	1.77

### INTERCEPTIONS

Year	Player	G	Int.	Yards	TD	IPG
2011	Bryce Callahan	12	6	25	0	0.50

### QUARTERBACK SACKS

Year	Player	G	UA	Ast.	Total
2017	Brian Womac	12	10	0	10

## TOP C-USA ROAD CROWDS\*\*

43,023	ECU, 2009
42,685	UTEP, 2006
38,157	UCF, 2010
33,213	ECU, 2005
32,112	Houston, 2011
31,768	Marshall, 2007
30,702	UTEP, 2008
30,680	Marshall, 2014

\*30,000 or more

## CONSECUTIVE GAME STREAKS

Team	Games	Next
North Texas	8#	10/30
Southern Miss	8	2022
UAB	4*	10/23

\*hosts Rice on 10/23

#plays at Rice on 10/30

## 2021 Roster Breakdown

Class	Total
Graduates	7
Seniors	4
Juniors	15
Sophomores	25
Redshirt Freshmen	19
Freshmen (2nd year)	26
True Freshmen	24

### Most Games Played

Player	Total
Elijah Garcia	43
Jordan Myers	43
George Nyakwol	40
Shea Baker	34
Antonio Montero	33
Campbell Riddle	33
Prudy Calderon	32
Jaegar Bull	31
Treshawn Chamberlain	31
Trey Schuman	29

### Most Games Started

Player	Total
Shea Baker	33
George Nyakwol	29
Elijah Garcia	27
Treshawn Chamberlain	25
Antonio Montero	25
Clay Servin	23
Jordan Myers	22
Jaegar Bull	17
Naeem Smith	16
Cole Garcia	15
Kenneth Orji	14
Prudy Calderon	13
Andrew Bird	11
Wiley Green	11

### Consecutive Games Played

Player	Total
Elijah Garcia	41
Shea Baker	34
Jordan Myers	29
Jaegar Bull	23
Jack Bradley	21
Isaiah Richardson	21
Jake Bailey	19
Ari Broussard	19

### Consecutive Games Started (3 or more)

Player	Total
Elijah Garcia	19
Clay Servin	17
Shea Baker	10
Jack Bradley	10
Jovaun Woolford	9
Naeem Smith	6
Ikenna Enechukwu	5
Cole Garcia	5
George Nyakwol	5
Antonio Montero	5
Myron Morrison	5

## CAREER GAMES/STARTED

Player	2016	2017	2018	2019	2020	2021	Total	Cons. Games	Cons. Starts
DE Miles Adams	-	-	-	1/0	2/0	5/0	9/0	9	-
S Chike Anigbogu	-	-	-	4/0	5/1	5/0	13/1	12	-
WR Jake Bailey	-	-	-	11/1	5/5	5/4	21/9	20	-
LB Desmyn Baker	-	-	-	-	-	3/0	3/0	1	-
OL Shea Baker	-	-	13/13	12/11	5/5	5/5	35/34	35	11
LB Jaren Banks	-	-	-	-	3/0	1/0	4/0	-	-
RUSH Adrian Bickham	-	-	-	12/0	3/0	5/0	20/0	5	-
CB Andrew Bird	-	-	3/1	10/8	3/2	4/0	20/11	-	-
OL Blake Boenisch	-	-	-	-	-	1/0	1/0	-	-
LB Garrett Braden	-	-	-	-	1/0	-	1/0	-	-
TE Jack Bradley	-	-	-	12/3	5/5	5/5	22/13	22	11
RB Ari Broussard	-	-	2/0	10/0	5/0	4/0	21/0	20	-
TE Jaegar Bull	-	-	10/6	12/6	5/2	5/3	32/17	24	2
DB Prudy Calderon	-	-	13/8	11/1	5/4	3/0	32/13	3	-
RB Kobie Campbell	-	-	-	-	5/0	3/0	8/0	-	-
DT De'Braylon Carroll	-	-	-	12/0	5/5	-	17/5	-	-
LB Treshawn Chamberlain	-	-	13/8	12/12	4/3	3/3	32/26	1	1
QB Jake Constantine	-	-	-	-	-	3/1	3/1	3	2
CB Tre'shon Devones	-	-	-	11/4	3/3	-	14/7	-	-
FB Jacob Doddridge	-	-	3/0	12/0	5/0	-	20/0	-	-
CB Jordan Dunbar	-	-	-	-	1/0	5/4	6/4	5	2
LB Terrence Ellis	-	-	-	-	2/0	3/0	5/0	4	-
LB Ikenna Enechukwu	-	-	1/0	11/3	5/2	5/5	22/10	15	5
OL Derek Ferraro	-	-	-	2/0	1/0	-	3/0	-	-
OL Izeya Floyd	-	-	-	3/0	3/2	4/1	9/3	-	-
TE Robert French	-	-	2/0	11/1	4/0	5/1	22/2	8	1
DB Sean Fresch	-	-	-	-	2/2	5/3	7/5	5	-
OL Cole Garcia	-	-	9/6	4/2	5/3	5/5	23/16	10	5
DL Elijah Garcia	-	9/0	13/8	12/10	5/5	5/5	44/28	42	20
QB Wiley Green	-	-	4/3	7/7	1/0	2/1	14/12	-	-
RB Khalan Griffin	-	-	-	-	5/3	5/3	10/6	10	-
WR Michael Haack	-	-	-	-	1/0	-	1/0	-	-
LB Geron Hargon	-	-	-	-	-	1/0	2/0	1	-
LB Van Heitmann	-	-	-	-	-	2/0	2/0	2	-
FB Brian Hibbard	-	-	-	-	1/0	1/0	2/0	1	-
DE Caleb James	-	-	-	-	3/0	5/0	8/0	8	-
FB Jerry Johnson III	-	-	-	3/0	5/2	4/0	12/2	11	-
QB JoVoni Johnson	-	-	-	4/1	4/2	-	8/3	-	-
OL Isaac Klarkowski	-	-	-	2/2	5/5	3/3	10/10	-	-
WR Zane Knipe	-	-	-	4/0	-	3/0	7/0	-	-
DB Kirk Lockhart	-	-	-	10/0	4/4	4/1	18/5	4	-
WR Andrew Mason	-	-	-	-	5/2	4/0	9/2	2	-
QB Luke McCaffrey	-	-	-	3/0	7/2	5/2	15/4	11	-
WR Keith CJ McCord II	-	-	-	-	-	2/0	4/0	1	-
CB Miles McCord	-	-	-	4/0	5/5	5/3	14/8	9	3
QB TJ McMahon	-	-	-	-	-	5/0	5/0	5	-
P Charlie Mendes	-	-	-	-	5/0	5/0	10/0	10	-
LB Antonio Montero	-	-	13/7	12/11	4/3	5/5	34/26	5	5
WR Cameron Montgomery	-	9/0	-	7/0	-	5/1	21/1	5	-
LB Myron Morrison	-	-	-	4/0	4/0	5/5	13/5	10	5
TE Jordan Myers	-	10/5	12/5	12/6	5/2	5/3	44/21	30	3
CB Lamont Narcisse	-	-	-	-	-	2/0	2/0	-	-
OL Braedon Nutter	-	-	-	-	4/0	4/2	8/2	3	2
DB George Nyakwol	-	11/0	13/13	12/12	-	5.5	41/30	5	5
LB Kenneth Orji	-	-	9/0	12/7	4/4	4/4	29/15	-	-
RB Juma Otoviano	-	-	12/1	3/0	2/2	1/0	18/3	-	-
LB Kebreyun Page	-	-	8/0	4/0	3/0	3/0	18/0	-	-
WR Cedric Patterson III	-	-	3/0	12/0	6/0	5/4	26/4	5	4
LB Josh Percy	-	-	-	4/0	5/1	5/1	14/2	10	1
OL Faece Pepe	-	-	-	-	-	2/0	2/0	2	-
OL Brandt Peterson	-	-	2/0	4/1	1/0	4/0	11/1	4	-
OT Trey Phillippi	-	-	-	-	-	1/0	1/0	-	-
WR August Pitre III	-	-	-	12/5	1/0	1/0	14/5	-	-
K Collin Riccitelli	-	-	3/0	-	5/0	4/0	12/0	-	-
DB Isaiah Richardson	-	4/0	1/0	12/0	5/0	5/0	27/0	22	-
LS Campbell Riddle	-	-	13/0	11/0	4/0	5/0	33/0	10	-
OL Regan Riddle	-	-	-	2/0	-	-	2/0	-	-
WR Bradley Rozner	-	-	-	12/10	-	1/1	13/11	-	-
DE Trey Schuman	-	-	13/0	8/8	5/3	4/4	30/15	1	1
OL Clay Servin	-	-	4/3	11/11	5/5	5/5	25/24	18	18
OL Adam Sheriff	-	-	-	-	-	1/0	1/0	-	-
LB Aidan Siano	-	-	-	-	-	5/0	5/0	5	-
S Naeem Smith	-	-	-	12/11	2/1	5/5	19/17	7	7
OL Charlie Stone	-	-	-	-	3/0	-	3/0	-	-
FB Brendan Suckley	-	-	-	10/3	-	4/1	14/4	4	-
S Gabe Taylor	-	-	-	-	5/1	5/1	10/2	10	-
K Christian VanSickle	-	-	-	-	-	3/0	3/0	2	-
CB Jason White	-	-	2/0	8/1	2/0	-	13/1	-	-
OL Jovaun Woolford	9/0	11/11	1/1	11/9	5/5	5/5	42/31	10	10
S Plae Wyatt	-	-	-	-	2/0	5/0	7/0	5	-





# OWLS IN THE NFL

## ACTIVE ROSTER



• **OT Calvin Anderson (Denver Broncos)** Undrafted free agent

Year	Team	G	GS
2019	DEN		
2020	DEN	16	
2021	DEN	5	
<b>Career</b>		<b>21</b>	



• **CB Bryce Callahan (Denver Broncos)** Undrafted free agent

Year	Team	G	GS	UA	AT	Total	SACK	INT	PD	FF	FR
2015	CHI	9	3	20	1	21	1.0	0	4	0	0
2016	CHI	11	10	31	1	32	0.0	0	5	0	0
2017	CHI	12	6	20	5	25	1.0	2	6	1	0
2018	CHI	13	10	39	6	45	2.0	2	6	0	0
2019	DEN	0	0	0	0	0	0.0	0	0	0	0
2020	DEN	10	10	36	6	42	0.0	2	5	0	1
2021	DEN	5	1	9	1	10	0.0	0	4	0	0
<b>Career</b>		<b>60</b>	<b>40</b>	<b>155</b>	<b>20</b>	<b>175</b>	<b>4.0</b>	<b>6</b>	<b>29</b>	<b>1</b>	<b>1</b>



• **DT Christian Covington (Los Angeles Chargers)** 6th round 2015

Year	Team	G	GS	UA	AT	Total	SACK	INT	PD	FF	FR
2015	HOU	15	0	5	3	8	2.0	0	0	0	0
2016	HOU	16	5	16	10	26	1.0	0	1	0	0
2017	HOU	7	2	10	6	16	1.0	0	0	1	0
2018	HOU	12	2	8	7	15	3.5	0	0	0	0
2019	DAL	16	6	20	8	28	1.0	0	1	0	0
2020	CIN	16	14	14	25	39	0.0	0	0	0	0
2021	LAC	5	2	11	4	10	1.0	0	0	0	0
<b>Career</b>		<b>87</b>	<b>31</b>	<b>84</b>	<b>63</b>	<b>147</b>	<b>9.5</b>	<b>0</b>	<b>2</b>	<b>1</b>	<b>0</b>



• **K Chris Boswell (Pittsburgh Steelers)** Undrafted free agent

Year	Team	G	FGM	FGA	Pct.	Lng	XPM	XPA	Pct.	KO	Avg	TB
2015	PIT	12	29	32	90.6	51	26	27	96.3	74	63.7	26
2016	PIT	15	21	25	84.0	49	36	36	100.0	80	63.1	49
2017	PIT	16	38	53	92.1	53	37	39	94.9	90	63.6	46
2018	PIT	15	13	20	65.0	50	43	48	89.6	81	62.9	50
2019	PIT	16	29	31	93.5	51	28	28	100.0	72	63.2	31
2020	PIT	13	19	20	95.0	59*	34	38	89.5	73	63.3	44
2021	PIT	5	8	9	88.9	56	10	10	1.000	23	63.1	11
<b>Career</b>		<b>92</b>	<b>154</b>	<b>175</b>	<b>88.0</b>	<b>59*</b>	<b>214</b>	<b>226</b>	<b>94.7</b>	<b>493</b>	<b>63.0</b>	<b>257</b>

\*franchise record



• **P Jack Fox (Detroit Lions)** Undrafted free agent

Year	Team	G	PUNTS	YDS	AVG	LONG	BLK	RET	I20	NET AVG
2020	DET	16	59	2,897	49.1	67	0	21	26	44.8
2021	DET	5	18	902	50.1	67	0	7	9	45.2
<b>Career</b>		<b>21</b>	<b>77</b>	<b>3,799</b>	<b>49.3</b>	<b>67</b>	<b>0</b>	<b>28</b>	<b>35</b>	<b>44.8</b>



• **OL Nick Leverett (Tampa Bay Buccaneers)** Undrafted free agent

Year	Team	G
2021	2020 TB	Practice Squad



• **SAF Andrew Sendejo (Cleveland Browns):** An undrafted free agent who earned his way into the league via a stint in the UFL.

Year	Team	G	GS	UA	AT	Total	SACK	INT	PD	FF	FR
2010	DAL	2	0	0	1	1	0.0	0	0	0	0
2011	MIN	3	0	2	1	3	0.0	0	0	0	0
2012	MIN	13	0	6	0	6	0.0	0	0	0	0
2013	MIN	16	10	52	32	84	0.0	1	2	0	0
2014	MIN	16	3	20	7	27	0.0	0	0	1	0
2015	MIN	13	13	58	16	74	0.5	1	3	0	0
2016	MIN	14	13	45	24	69	0.5	2	4	0	1
2017	MIN	13	13	54	26	80	0.0	2	7	0	0
2018	MIN	5	5	21	6	13	0.0	0	1	0	0
2019	PHIL/MIN	15	3	36	9	45	1.0	3	4	0	0
2020	CLE	14	14	51	16	67	0.0	0	2	1	0
2021	IND	4	2	5	2	1	0	0	1	0	0
<b>Career</b>		<b>128</b>	<b>77</b>	<b>350</b>	<b>140</b>	<b>490</b>	<b>2.0</b>	<b>9</b>	<b>24</b>	<b>2</b>	<b>1</b>

## PRACTICE SQUAD



• **DT Myles Adams (Seattle Seahawks)** Undrafted free agent

Year	Team	G
2020	SEA	Practice Squad
2021	SEA	Practice Squad



• **LB Emmanuel Ellerbee (Atlanta Falcons)** Undrafted free agent

Year	Team	G	GS	UA	AT	Total	SACK	INT	PD	FF	FR
2018	LAC/SEA	7									
2019	SEA	Practice squad									
2020	HOU	Practice squad									
2021	ATL										



• **WR Austin Trammell (Atlanta Falcons)** Undrafted free agent

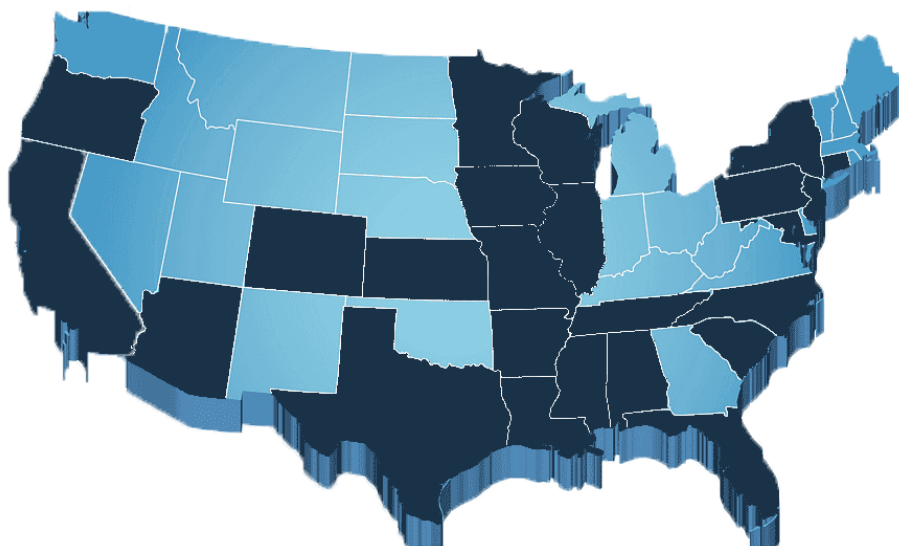
Year	Team	G
2021	ATL	



• **RB/KR Austin Walter (New York Jets)** Undrafted free agent

Year	Team	G	GS	RUSH	YDS	TD	REC	YDS	TD	KR	YDS	LONG
2019	NYG	1	0	0	0	0	0	0	0	0	0	0
2020	SF	4	0	1	3	0	1	27	0	5	93	34
2021	NYJ	Practice Squad										
<b>Career</b>		<b>5</b>	<b>0</b>	<b>1</b>	<b>3</b>	<b>0</b>	<b>1</b>	<b>27</b>	<b>0</b>	<b>5</b>	<b>93</b>	<b>34</b>

## EXPANDING THE SEARCH



Mike Bloomgren and staff have initiated a national recruiting search that found immediate results in his first two years. The Owls 2021 roster includes players from 19 states, compared with just five states on the roster of the team Bloomgren faced while with Stanford to open the 2017 season in Sydney, Australia.

<b>Texas</b>	<b>(65)</b>	<b>Maryland</b>	<b>(1)</b>
<b>Alabama</b>	<b>(5)</b>	<b>Minnesota</b>	<b>(1)</b>
<b>Arizona</b>	<b>(1)</b>	<b>Mississippi</b>	<b>(1)</b>
<b>Arkansas</b>	<b>(2)</b>	<b>Missouri</b>	<b>(1)</b>
<b>California</b>	<b>(9)</b>	<b>New Jersey</b>	<b>(2)</b>
<b>Colorado</b>	<b>(1)</b>	<b>New York</b>	<b>(2)</b>
<b>Connecticut</b>	<b>(1)</b>	<b>North Carolina</b>	<b>(1)</b>
<b>Florida</b>	<b>(6)</b>	<b>Oregon</b>	<b>(2)</b>
<b>Illinois</b>	<b>(1)</b>	<b>Pennsylvania</b>	<b>(2)</b>
<b>Iowa</b>	<b>(1)</b>	<b>South Carolina</b>	<b>(1)</b>
<b>Kansas</b>	<b>(1)</b>	<b>Tennessee</b>	<b>(1)</b>
<b>Louisiana</b>	<b>(7)</b>	<b>Wisconsin</b>	<b>(1)</b>

## COVERING THE OWLS

Members of the media should contact Chuck Pool, Rice's Assistant AD for Athletic Communications, to arrange player/coaches interviews as well as provide advance notice of intentions to cover practices.

Each Tuesday, head coach Mike Bloomgren along with selected players, meet with the media on Zoom. Coach Bloomgren addresses the media beginning at noon., followed by selected players.

Members of the media may access game notes and additional information by visiting the football page on Rice's athletics web site, RiceOwls.com.

## COLLEGEPRESSBOX.COM

Collegepressbox is the official media website for Division I football. Access and download game notes, quotes, statistics, media guides, headshots, logos and more for all FBS schools, conferences, postseason games, awards and the College Football Playoff. For access, please register for an account at collegepressbox.com/register.

## RADIO COVERAGE

Rice football will be broadcast on an internet only platform, as will Mike Bloomgren's weekly show, available on the Rice mobile (App Store / Google Play). Subscribers of the previous version of the app will be able to upgrade to the new version using the same links. The game will also be available on RiceOwls.com .

## FEDERAL GRADUATION RATES

(2013 Classes)

### National (All Sports)

1. Navy	100%
2. Stanford	93%
3. Notre Dame	92%
3. Northwestern	92%
5. Duke	88%
6. Rice	84%

### National (Football)

1. Northwestern	93%
2. Duke	92%
3. Louisville	89%
4. Rice	86%

### Texas (Football)

<b>1. Rice</b>	<b>86%</b>
2. Texas, SMU	64%
4. UTEP	63%
5. North Texas	62%
6. Texas State, UTSA	61%
8. Baylor, TCU	59%
10. Texas A&M, TCU	55%
11. Houston	53%
12. Texas Tech	

### C-USA (Football)

<b>1. Rice</b>	<b>86%</b>
2. Middle Tennessee	70%
3. Charlotte	69%
4. Marshall, UTEP	63%
6. North Texas	62%
7. UTSA	61%
8. FAU	60%
9. FIU, Southern Miss	55%
11. LA Tech, UAB	47%
13. WKU	46%
14. ODU	41%



# THE LAST TIME IT HAPPENED

TEAM	Rice	Opponent
Scored 30-39 Points	10/31/20, at Southern Miss (30)	9/25/21, vs. Texas Southern (34)
Scored 40-49 Points	9/25/21, vs. Texas Southern (487)	9/11/21, vs. Houston (44)
Scored 50-59 Points	9/5/15, vs. Wagner (56)	9/18/21, at Texas (58)
Scored 60-69 Points	10/22/16, vs. Prairie View A&M (65)	8/26/17, vs. Stanford (62)
Scored 70-79 Points	9/27/08, vs. North Texas (77)	9/26/15, at Baylor (70)
Recorded a Shutout	12/5/20, at Marshall (20-0)	10/13/18, vs. UAB (42-0)
Recorded a Safety	9/8/18, at Hawai'i	10/2/21, vs. Southern Miss
Rushed for 400+ Yards	9/5/15, vs. Wagner (401)	9/18/21, at Texas (427)
Rushed for 300-399 Yards	9/25/21, vs. Texas Southern (349)	10/21/17, at UTSA (314)
Rushed for Less than 50 Yards	11/21/20, at North Texas (49)	9/9/17, at UTEP (26)
Passed for 400+ Yards	10/22/16, vs. Prairie View A&M (434)	9/22/18, at Southern Miss (428)
Passed for 300-399 Yards	11/21/20, at North Texas (327)	10/2/21, vs. Southern Miss (321)
Passed for less than 50 yards	9/16/16, vs. Baylor (31)	10/7/17, vs. Army West Point (9)
Gained More Than 500 Yards Total Offense	9/25/21, vs. Texas Southern (620)	9/18/21, at Texas (620)
Recorded 25 or More First Downs	9/25/21, vs. Texas Southern (30)	9/18/21, at Texas (26)
Penalized for 100 Yards	12/24/14, vs. Fresno State (100)	9/4/21, at Arkansas (117)
Defense Intercepted 3 Passes	12/5/20, at Marshall (5)	10/2/21, vs. Southern Miss (8)
Overcame Halftime Deficit to Win	11/30/19, at UTEP (Trailed 16-14, won 30-16)	9/4/21, at Arkansas (Trailed 10-7, won 38-17)
Win Despite Trailing After Third Quarter	8/25/18, vs. Prairie View A&M (Trailed 28-19, won 31-28)	11/26/11, at SMU (Trailed 17-14, won 27-24)
Won Game on Final Play	8/25/18, vs. Prairie View A&M (J. Fox 23-yd. field goal, end of 4th)	10/24/20, vs. Middle Tennessee (A. O'Hara 14-yd. run, 2OT)

INDIVIDUAL	Rice	Opponent
75+ Yard Run	11/24/18, J. Otoviano vs. Old Dominion (80)	9/6/19, K. Walker III, Wake Forest (96)
100-199 Yards Rushing	9/25/21, J. Myers vs. Texas Southern (160)	9/18/21, B. Robinson (172), R. Johnson (112), Texas
200+ Yards Rushing	11/24/18, J. Otoviano vs. Old Dominion (224)	11/26/16, C. McCaffery, Stanford (205)
Three Rushing TDs	9/20/14, D. Dillard vs. Old Dominion (3)	9/18/21, B. Robinson, Texas (3)
Four Rushing TDs	9/25/21, J. Myers vs. Texas Southern (4)	10/8/09, R. Dobbs, Navy (4)
80+ Yard Pass Completion	10/25/14, D. Jackson to J. Taylor (88)	10/13/18, A. Erdelyi to X. Ubosi, UAB (95)
300+ Yards Passing	11/21/20, M. Collins at North Texas (327)	10/2/21, J. Lange, Southern Miss (304)
20 Pass Completions	11/21/20, M. Collins at North Texas (23)	10/2/21, J. Lange, Southern Miss (23)
Four Passing TDs	10/31/20, M. Collins at Southern Miss (4)	9/29/18, S. Hartman, Wake Forest (4)
300+ Yards Total Offense	11/3/18, W. Green vs. UTEP (322)	10/24/20, A. O'Hara, Middle Tennessee (402)
Scored Five TDs	11/16/13, C. Ross vs. LA Tech (5)	9/20/14, T. Heinicke, Old Dominion (6)
10 Receptions	10/27/18, A. Trammell at North Texas (10)	10/26/19, T. Jones, Southern Miss (10)
100-149 Receiving Yards	9/25/21, C. Patterson III vs. Texas Southern (108)	10/2/21, J. Brownlee, Southern Miss (127)
150+ Receiving Yards	9/19/15, D. Parks at North Texas (163)	9/25/21, K. Davis, Texas Southern (181)
Three Receiving TDs	10/31/20, A. Trammell at Southern Miss (3)	9/29/18, G. Dortch, Wake Forest (4)
50+ Yard Field Goal	11/17/18, H. Tobola at LSU (51)	9/14/19, C. Dicker, Texas (57)
Made Three Field Goals	12/12/20, C. Riccitelli vs. UAB (3)	10/20/18, J. Borregales, FIU (3)
70+ Yard Punt	10/27/18, J. Fox at North Texas (76)	8/31/13, D. Kaser, Texas A&M (76)
Returned Kickoff for TD	11/30/12, J. Eddington at UTEP (97)	10/2/21, C. Harrell, Southern Miss (95)
Returned Punt for TD	11/8/97, L. McCalla vs. TCU (84)	11/25/17, J. Darden, North Texas (81)
Returned Blocked Punt for TD	10/20/12, S. McGuffie at Tulsa (12)	10/13/18, C. Biles, UAB (0)
Blocked Punt	9/4/21, K. Orji at Arkansas	9/21/21, K. Robinson, Texas
Returned Interception for TD	12/5/20, N. Smith at Marshall (36)	9/11/21, A. Hogan, Houston (91)
Returned Fumble for TD	9/28/13, C. Bauer vs. FAU (7 yds.)	10/24/20, J. Butler, Middle Tennessee (32 yds.)
Blocked a Field Goal	10/2/21, S. Fresch vs. Southern Miss	10/24/20, J. Jackson, Middle Tennessee
Returned Blocked Field Goal for TD	9/21/13, A. Lyons vs. Houston (62)	11/19/16, K. Beverly, UTEP (80)
PAT Returned for Two Points	10/29/16, C. Thomas at Louisiana Tech	10/22/16, T. Single, Prairie View A&M
Blocked a PAT	10/29/16, G. Schantz at Louisiana Tech	11/30/19, P. Amaewhule, UTEP

## 300-YARD PASSING, 100-YARD RUSHING, 100-YARD RECEIVING GAMES C-USA ERA (2005-PRESENT)

### 300-YARD PASSING GAMES

541 Chase Clement vs. Tulsa	11/24/2007
444 Chase Clement vs. Southern Miss	10/18/2008
407 Tyler Stehling vs. Prairie View A&M	10/22/2016
405 Nick Fanuzzi vs. UTEP	11/5/2011
395 Chase Clement vs. UTEP	11/3/2007
384 Chase Clement vs. Army	11/8/2008
381 Chase Clement vs. Houston	11/29/2008
373 Driphus Jackson at North Texas	9/19/2015
372 Chase Clement at UTEP	11/1/2008
364 Chase Clement at SMU	11/10/2007
359 Driphus Jackson at UTSA	11/21/2015
355 Chase Clement at Houston	10/13/2007
345 Chase Clement vs. Tulane	11/17/2007
337 Driphus Jackson at Louisiana Tech	11/29/2014
327 Mike Collins at North Texas	11/21/2020
321 Chase Clement at Tulsa	10/4/2008
318 Chase Clement at Memphis	9/6/2008
318 Driphus Jackson vs. Fresno State	12/24/2014
315 Chase Clement vs. Marshall	11/22/2008
314 Taylor McHargue vs. Marshall	9/22/2012
<b>313 Wiley Green vs. UTEP</b>	<b>11/3/2018</b>
307 Chase Clement vs. Western Michigan	12/30/2008

### 100-YARD RUSHING GAMES

<b>224 Juma Otoviano vs. Old Dominion</b>	<b>11/24/2018</b>
215 Charles Ross vs. Louisiana Tech	11/16/2013
183 Quinton Smith at UCF	10/21/2006
178 Sam McGuffie at Tulsa	11/6/2010
173 Emmanuel Esukpa vs. Prairie View A&M	8/25/2018
171 Quinton Smith at UTEP	11/4/2006
167 Tyler Smith at Houston	10/27/2011
167 Charles Ross at New Mexico State	10/19/2013
165 Austin Walter at Wake Forest	9/29/2018
<b>160 Jordan Myers vs. Texas Southern</b>	<b>9/25/2021</b>
157 Charles Ross vs. Kansas	9/14/2013
156 John Wall vs. Tulsa	11/12/2005
154 Quinton Smith vs. UTEP	10/29/2005
154 Charles Ross at UTEP	11/24/2012
153 Nahshon Ellerbe vs. Southern Miss	11/11/2017
153 Taylor McHargue vs. Marshall	9/22/2012
152 Charles Ross vs. UTEP	10/26/2013
150 Jowan Davis vs. Old Dominion	9/20/2014
149 Aston Walter at UTEP	11/30/2019
145 Tyler Smith vs. Tulane	11/19/2011
143 Quinton Smith vs. Tulane	11/12/2005
143 Jeremy Eddington vs. East Carolina	11/20/2010
141 Darik Dillard vs. Hawaii	10/4/2014
140 Turner Petersen at Houston	10/27/2011
136 Taylor Petersen vs. Southern Miss	10/27/2012
132 Samuel Stewart at Southern Miss	10/1/2016
131 Jowan Davis at Southern Miss	9/27/2014
130 Jowan Davis at UAB	11/21/2013
130 Samuel Stewart at Texas	9/12/2015
127 Tyler Smith vs. UTEP	11/21/2009
126 Darik Dillard vs. Baylor	9/16/2016
125 Quinton Smith at ECU	10/8/2005
124 Quinton Smith vs. Navy	10/22/2005
124 Chase Clement at SMU	11/10/2007
121 Jowan Davis vs. UTSA	11/8/2014
117 Charles Ross vs. UTSA	10/13/2012
116 Charles Ross at Louisiana Tech	9/15/2012
116 Samuel Stewart vs. Prairie View A&M	10/22/2016
115 Quinton Smith vs. ECU	11/18/2006
114 Sam McGuffie vs. East Carolina	11/20/2010
113 Tyler Smith at Houston	11/28/2009
112 Quinton Smith at Houston	11/26/2005
112 Aston Walter vs. Louisiana Tech	9/28/2019
111 C.J. Ugokwe at Tulane	10/25/2008
<b>111 Juma Otoviano at Southern Miss</b>	<b>10/31/2020</b>
110 C.J. Ugokwe vs. Houston	11/29/2008
109 Charles Ross vs. Marshall	12/7/2013
109 Aston Walter at UTSA	10/19/2019
108 Joel Armstrong vs. UCF	11/19/2005
108 Quinton Smith vs. Houston	9/2/2006
107 Charles Ross at Texas A&M	8/31/2013
107 Austin Walter vs. Wagner	9/5/2015
106 Darik Dillard at Florida Atlantic	10/10/2015
106 Aston Walter at Middle Tennessee	11/16/2019
105 Charles Ross at Houston	11/28/2009
104 Quinton Smith at Florida State	9/23/2006
104 Emmanuel Esukpa at Hawai'i	9/8/2018
103 Chase Clement vs. UTEP	11/3/2007
103 C.J. Ugokwe at UTEP	11/1/2008
103 Jeremy Eddington at Tulane	11/13/2010
103 Nahshon Ellerbe at Army West Point	8/30/2019
102 Luke Turner at Tulsa	10/20/2012
102 Jowan Davis at North Texas	9/19/2015
102 Aston Walter at UAB	10/5/2019
101 Charles Ross at North Texas	10/31/2013
100 Justin Hill at Southern Miss	10/3/2007

### 100-YARD RECEIVING GAMES

208 James Casey at Memphis	9/6/2008
185 Jordan Taylor vs. UTEP	10/26/2013
172 James Casey vs. Houston	11/29/2008
171 Jarett Dillard at Army	9/30/2006
168 Jarett Dillard vs. UTEP	11/3/2007
163 Dennis Parks at North Texas	9/19/2015
158 Jarett Dillard at Texas	9/20/2008
158 Toren Dixon vs. Tulane	11/14/2009
157 Vance McDonald vs. UTEP	11/5/2011
153 Jordan Taylor vs. Air Force	12/29/2012
150 Mario Hull vs. UTEP	11/21/2014
145 Jarett Dillard vs. SMU	11/25/2006
144 Jarett Dillard vs. Army	11/8/2008
143 Temi Alaka vs. Prairie View A&M	10/22/2016
143 Austin Trammell at Southern Miss	10/31/2020
142 Jarett Dillard at Tulsa	10/4/2008
142 James Casey at UTEP	11/1/2008
141 Jarett Dillard vs. Southern Miss	10/18/2008
138 Nate German at UTSA	11/21/2015
<b>138 Bradley Rozner at UTSA</b>	<b>10/19/2019</b>
137 Jarett Dillard at Tulsa	11/11/2006
137 Jordan Taylor vs. North Texas	10/25/2014
136 Jordan Taylor at Louisiana Tech	11/29/2014
133 Jarett Dillard at Houston	10/13/2007
131 Jordan Taylor vs. Marshall	12/7/2013
<b>130 Bradley Rozner at Middle Tennessee</b>	<b>11/16/2019</b>
128 Jarett Dillard at SMU	11/10/2007
120 James Casey at Tulsa	10/4/2008
120 Corbin Smiter vs. Marshall	11/22/2008
120 Toren Dixon at Oklahoma State	9/19/2009
120 Zach Wright vs. North Texas	9/24/2016
119 Sam McGuffie vs. Houston	9/29/2012
116 Zach Wright at UTEP	11/6/2015
116 Austin Trammell at North Texas	11/21/2020
115 James Casey at Vanderbilt	9/13/2008
115 Toren Dixon at East Carolina	10/17/2009
115 Jordan Taylor at FIU	11/1/2014
114 Jarett Dillard vs. North Texas	9/27/2008
114 Toren Dixon vs. Southern Miss	10/18/2008
113 Jarett Dillard vs. Florida State	9/23/2006
113 James Casey vs. Tulane	11/17/2007
113 James Casey vs. Southern Miss	10/18/2008
113 Austin Trammell at UAB	10/5/2019
112 James Casey vs. Western Michigan	12/30/2008
112 Austin Trammell vs. UTEP	11/3/2018
111 Jarett Dillard vs. UAB	10/14/2006
111 Zach Wright at Charlotte	11/12/2016
110 James Casey vs. Tulsa	11/24/2007
109 Joel Armstrong vs. Tulsa	11/24/2007
109 Sam McGuffie vs. Marshall	9/22/2012
109 Dennis Parks vs. Fresno State	12/24/2014
<b>108 Cedric Patterson III vs. Texas Southern</b>	<b>9/25/2021</b>
105 Jarett Dillard at Vanderbilt	9/13/2008
105 Aaron Cephus at UTSA	10/21/2017
104 Austin Walter vs. UTEP	11/3/2018
104 Corbin Smith vs. Army	11/8/2008
104 Luke Willson vs. Tulsa	10/22/2011
103 Vance McDonald at Tulane	11/13/2010
103 Jordan Taylor vs. Hawaii	10/4/2014
<b>103 Bradley Rozner vs. Wake Forest</b>	<b>9/6/2019</b>
102 Jarett Dillard at UCLA	9/9/2006
102 Turner Petersen vs. Houston	9/21/2013
101 Austin Walter at Louisiana Tech	11/10/2018
101 James Casey at Marshall	10/27/2007
101 Toren Dixon vs. North Texas	9/27/2008
101 Jordan Taylor at Kansas	9/8/2012
100 Aaron Cephus at UAB	11/4/2017
<b>100 Bradley Rozner vs. Baylor</b>	<b>9/21/2019</b>



## NUMERICAL ROSTER

No.	Name	Pos.
0	Adrian Bickham	RUSH
1	Antonio Montero	LB
1	Cameron Montgomery	WR
2	Tre'shon Devones	CB
2	Collin Riccitelli	K
2	Bradley Rozner	WR
3	JoVoni Johnson	QB
3	Naeem Smith	SAF
4	Prudy Calderon	SAF
4	Cedric Patterson III	WR
5	Chike Anigbogu	SAF
5	Wiley Green	QB
6	Desmyn Baker	LB
6	Khalan Griffin	RB
7	Jordan Myers	RB
7	Trey Schuman	DE
8	Juma Otoviano	RB
8	Kebreyun Page	LB
9	Kirk Lockhart	SAF
9	TJ McMahon	QB
10	Jake Constantine	QB
10	Kenneth Orji	RUSH
11	Jake Bailey	WR
12	Josh Percy	LB/DE
12	Luke McCaffrey	QB
13	Zane Knipe	WR
13	Lamont Narcisse	CB
14	Jaren Banks	LB
14	Nate Kamper	TE
15	Andrew Bird	CB
15	Shawqi Itraish	QB
16	Andrew Mason	WR
17	Kobie Campbell	WR
17	Treshawn Chamberlain	LB
18	Miles Adams	DE
18	Robert French	TE
19	DJ Arkansas	SAF
19	Peyton Stevenson	WR
20	Keith CJ McCord II	WR
20	George Nyakwol	DB
21	Joshua Bailey	QB
21	Garrett Braden	LB
22	Jason White	CB
23	Isaiah Richardson	DB
24	Miles McCord	DB
25	Jordan Dunbar	CB
25	Reid Westervelt	WR
26	Christian Francisco	RB
26	Gabe Taylor	DB
27	Andrew Awe	LB
28	Jonathan Jean	CB
29	Sean Fresch	CB
30	Ari Broussard	RB
30	Elroyal Morris Jr.	DL
31	Christian Vansickle	P/K
31	Marcus Williams	SAF
32	Jared Albert	DB
32	Jerry Johnson III	FB
33	Myron Morrison	LB
34	Terreance Ellis	LB

## ALPHABETICAL ROSTER

\*Year in school unchanged from 2020

No.	Name	Pos	Ht	Wt	Cl/Yrs	L	Hometown/Previous School
18	Adams, Miles	DE	6-4	238	RS SO-1L		Houston, Texas/Strake Jesuit
32	Albert, Jared	CB	6-3	185	TFR		New Orleans, La./Lusher
5	Anigbogu, Chike	SAF	5-10	194	RS FR-1L		Missouri City, Texas/Ridge Point
19	Arkansas, DJ	LB	6-2	200	TFR		Denton, Texas/Ryan
27	Awe, Andrew	LB	6-2	198	TFR		Mansfield, Texas/Mansfield Lake Ridge
11	Bailey, Jake	WR	5-10	180	SO-2L		San Clemente, Calif./St. John Bosco
21	Bailey, Joshua	QB	6-4	185	TFR		Mandeville, La./Fontainebleau
6	Baker, Desmyn	LB	6-2	230	JR-TR		Clinton, Miss./NW Mississippi CC
58	Baker, Shea	OL	6-1	299	RS JR-3L		Round Rock, Texas/Cedar Ridge
14	Banks, Jaren	LB	6-0	213	JR-TR-1L		Junction City, Ore./New Mexico Military
0	Bickham, Adrian	RUSH	6-3	214	SO-2L		Angie, La./Varnado
15	Bird, Andrew	CB	6-1	185	RS SO-2L		Fort Worth, Texas/All Saints Episcopal
75	Boenisch, Blake	DL	6-3	300	TFR		Needville, Texas/Needville
87	Bradley, Jack	TE	6-5	244	SO-2L		Dallas, Texas/Bishop Lynch
21	Braden, Garrett	LB	6-2	213	RS FR-1L		New Canaan, Conn./New Canaan
30	Broussard, Ari	RB	6-0	215	RS SO-21L		New Orleans, La./Lusher
82	Bull, Jaeger	TE	6-4	233	RS JR-3L		Corpus Christi, Texas/Flour Bluff
4	Calderon, Prudy	SAF	5-11	213	JR-3L		San Marcos, Texas/San Marcos
17	Campbell, Kobie	WR	5-7	165	FR-1L		Missouri City, Texas/Hightower
55	Carroll, De'Braylon	NT	6-0	287	SO-1L		Duncanville, Texas/Duncanville
17	Chamberlain, Treshawn	LB	5-10	201	JR-2L		Greenwood, S.C./Emerald
10	Constantine, Jake	QB	6-2	200	GR-TR		Camarillo, Calif./Weber State
2	Devones, Tre'shon	CB	6-0	176	SO-2L		Duncanville, Texas/Duncanville
48	Doddridge, Jacob	DE	6-3	242	RS SO-2L		Southlake, Texas/Southlake Carroll
25	Dunbar, Jordan	CB	5-11	180	FR-1L		Tarrytown, N.Y./Iona Prep
34	Ellis, Terreance	LB	6-2	205	FR-1L		Pearland, Texas/Shadow Creek
91	Enechukwu, Ikenna	DE	6-3	256	RS SO-2L		Kansas City, Mo./Ruskin
75	Ferraro, Derek	OL	6-6	286	RS SO-1L		New Rochelle, N.Y./Iona Prep
50	Floyd, Izeya	OL	6-2	318	RS FR-1L		Frisco, Texas/Reedy
80	Folmar, Jay	WR	6-1	185	TFR		Dothan, Ala./Dothan
26	Francisco, Christian	RB	5-9	170	TFR		Rogers, Ark./Rogers
18	French, Robert	TE	6-5	241	RS SO-2L		Jacksonville, Fla./Bartram Trail
29	Fresch, Sean	CB	5-8	170	FR-1L		Austin, Texas/Lyndon B. Johnson
73	Garcia, Cole	OL	6-4	293	RS SO-2L		Dallas, Texas/Bishop Lynch
92	Garcia, Elijah	DT	6-5	302	GR-4L		San Antonio, Texas/Stevens
5	Green, Wiley	QB	6-3	211	RS SO-2L		Coppell, Texas/Prestonwood Christian
6	Griffin, Khalan	RB	5-10	215	FR-1L		Tyler, Texas/Chapel Hill
50	Hanley, Hunter	RUSH	6-2	219	RS FR-1L		Hershey, Pa./Milton Hershey
44	Hargon, Geron	LB	6-2	220	FR-1L		Shreveport, La./Captain Shreve
52	Hargrove, Jalen	DL	6-4	305	TFR		Patterson, N.J./Choate Rosemary Hall
81	Hebeisen, Jaggar	TE	6-4	225	TFR		Colleyville, Tenn./Heritage
98	Heitmann, Van	DL	6-6	200	FR-1L		Houston, Texas/Stratford
42	Hibbard, Brian	FB	6-0	230	FR-1L		Baton Rouge, La./Catholic
67	Hughes, Connor	OL	6-2	284	RS FR-1L		Katy, Texas/Cinco Ranch
15	Itraish, Shawqi	QB	6-3	190	TFR		Bradenton, Fla./Braden River
95	James, Caleb	DE	6-0	282	FR-1L		Cypress, Texas/North Shore
28	Jean, Jonathan	CB	5-10	175	TFR		Lakeland, Fla./Victory Christian
83	Felder, Zion	WR	6-0	165	TFR		Manvel, Texas/Manvel
32	Johnson III, Jerry	FB	6-1	232	RS FR-1L		Port Saint Lucie, Fla./Treasure Coast
3	Johnson, JoVoni	QB	6-3	215	RS FR-2L		Conway, Ark./Conway
14	Kamper, Nate	TE	6-6	222	FR-1L		Fort Hood, Texas/Killeen
54	Klarkowski, Issac	OL	6-2	280	RS FR-2L		Green Bay, Wisc./Southwest
13	Knipe, Zane	WR	5-11	180	RS FR		Houston, Texas/Lamar
99	Latos, Cole	DL	6-5	270	FR-1L		Allen, Texas/Allen
53	Leone, Mike	OL	6-5	270	FR-1L		Bryn Mawr, Pa./The Hun School
9	Lockhart, Kirk	SAF	5-11	187	SO-2L		Cedar Hill, Texas/Cedar Hill
76	Long, John	OL	6-4	300	TFR		Kempner, Texas/Lampasas
51	Martinez, Will	NT	6-2	230	RS FR-1L		Houston, Texas/Lamar
16	Mason, Andrew	WR	5-10	157	FR-1L		Spring Hill, Tenn./Ravenwood
12	McCaffrey, Luke	QB	6-2	200	RS-FR-TR		Highlands Ranch, Colo./Nebraska
20	McCord II, Keith CJ	WR	6-1	181	GR-TR		Huntington Beach, Calif./Yale
24	McCord, Miles	DB	6-1	160	RS SO-1L		Huntington Beach, Calif./Golden West College
9	McMahon, TJ	QB	6-0	197	JR-TR-1L		Anaheim, Calif./Cerritos College
84	Mecom, Bennett	WR	6-3	197	RS FR-1L		Frisco, Texas/Reedy

## ALPHABETICAL ROSTER \*Year in school unchanged from 2020

No.	Name	Ht	Wt	Pos	Cl/Yr	L	Hometown/Previous School
99	Mendes, Charlie	P	6-3	195	RS	FR-1L	Van Nuys, Calif./Harvard-Westlake
1	Montero, Antonio	LB	6-0	222	JR-3L		Eden Prairie, Minn./Eden Prairie
1	Montgomery, Cameron	WR	5-5	160	RS	JR-2L	Stafford, Texas/Stafford
30	Morris, Elroyal	DL	6-3	270	TFR		Houston, Texas/Dekaney
33	Morrison, Myron	LB	6-3	204	RS	FR-1L	Humble, Texas/Atascocita
7	Myers, Jordan	RB	6-2	216	GR-4L		Dickinson, Texas/Dickinson
13	Narcisse, Lamont	CB	5-11	168	FR-1L		Pasadena, Calif./Calabasas
52	Nutter, Braedon	OL	6-3	290	FR-1L		Tomball, Texas/Memorial
20	Nyakwol, George	SAF	6-0	182	SR-4L		Houston, Texas/Aldine Eisenhower
78	Onianwa, Ethan	OL	6-6	300	TFR		Katy, Texas/Cinco Ranch
10	Orji, Kenneth	RUSH	6-2	253	RS	JR-3L	Missouri City, Texas/Elkins
8	Otoviano, Juma	RB	5-10	201	RS	SO-2L	Arlington, Texas/James Martin
8	Page, Kebreyun	LB	6-2	205	RS	SO-2L	Cedar Hill, Texas/Cedar Hill
4	Patterson III, Cedric	WR	5-11	180	GR-TR		Crosby, Texas/New Mexico
12	Pearcy, Josh	DE	6-2	242	RS	FR-1L	Moorestown, N.J./Moorestown
62	Pepe, Faaeanuu	OL	6-4	330	TFR		Bellflower, Calif./Orange Lutheran
63	Peterson, Brandt	OL	6-6	290	RS	JR-1L	Austin, Texas/Hyde Park Baptist
72	Phillippi, Trey	OT	6-5	260	FR-1L		Montgomery, Texas/Montgomery
88	Pitre III, August	WR	6-2	174	RS	SO-2L	Opelousas, La./Northwest
40	Reeves, Jalen	RUSH	6-0	210	FR-1L		Hollywood, Fla./NSU University School
2	Riccitelli, Collin	K	6-0	206	GR-TR-1L		San Marcos, Calif./Stanford
23	Richardson, Isaiah	DB	6-1	202	RS	JR-3L	Richmond, Texas/Foster
34	Riddle, Campbell	DS	6-2	219	JR-3L		Peoria, Ariz./Centennial
79	Riddle, Regan	OL	6-1	287	RS	FR-1L	Dallas, Texas/Highland Park
2	Rozner, Bradley	WR	6-5	204	JR-1L		Needville, Texas/Cisco JC
7	Schuman, Trey	DE	6-2	261	RS	JR-3L	Burleson, Texas/Burleson
71	Servin, Clay	OL	6-4	292	RS	SO-2L	Richardson, Texas/J.J. Pearce
42	Seymour Jr., Kenny	LB	6-3	225	TFR		League City, Texas/Fort Bend Marshall
77	Sheriff, Adam	OL	6-4	285	SO		Prosper, Texas/Butler CC
35	Siano, Aidan	LB	6-0	225	TFR		Celina, Texas/Prosper
3	Smith, Naeem	SAF	5-11	197	SR-2L		Iowa City, Iowa/Ellsworth JC
19	Stevenson, Peyton	WR	6-3	190	TFR		Demopolis, Ala./Demopolis
61	Stone, Charlie	OL	6-0	257	FR-1L		Austin, Texas/Regents
85	Suckley, Brendan	TE	6-2	257	RS	SO-1L	Corpus Christi, Texas/Flour Bluff
26	Taylor, Gabe	DB	5-9	180	FR-1L		Miami, Fla./Gulliver Prep
47	Tholen, Tommy	LS	6-2	228	SO	TR	Kansas City, Kan./Butler CC
31	VanSickle, Christian	K/P	6-0	198	GR	TR	Charlotte, N.C./Elon
97	Varner III, Cal	DE	6-4	235	TFR		Katy, Texas/Katy
94	Vinson, Brodie	DL	6-3	325	TFR		Jasper, Ala./Jasper
74	Wagman, Nick	OL	6-3	266	RS	FR-1L	Potomac, MD./Winston Churchill
86	Welsh, Connor	TE	6-3	230	TFR		North Richland Hills, Texas/Birdville
25	Westervelt, Reid	WR	6-3	190	TFR		Lucas, Texas/Lovejoy
22	White, Jason	CB	5-8	158	RS	SO-2L	Desoto, Texas/Bishop Dunne
38	Williams, Joshua	SAF	6-1	190	TFR		Linden, Ala./Linden
31	Williams, Marcus	SAF	5-11	190	TFR		Helena, Ala./Hoover
70	Woolford, Jovaun	OL	6-5	285	GR-TR-1L		Des Plaines, Ill./Colgate
41	Wyatt, Plae	SAF	5-11	200	FR-1L		McKinney, Texas/Boyd

## NUMERICAL ROSTER

No.	Name	Pos
34	Campbell Riddle	DS
35	Adrian Siano	LB
38	Joshua Williams	SAF
40	Jalen Reeves	RUSH
41	Plae Wyatt	SAF
42	Brian Hibbard	FB
42	Kenny Seymour Jr	LB
44	Geron Hargon	LB
47	Thomas Tholen II	DS
48	Jacob Doddridge	DE
50	Izeya Floyd	OL
50	Hunter Hanley	RUSH
51	Will Martinez	NT
52	Jalen Hargrove	DL
52	Braedon Nutter	OL
53	Mike Leone	OL
54	Isaac Klarkowski	OL
55	De'Braylon Carroll	NT
58	Shea Baker	OL
61	Charlie Stone	OL
62	Faae Pepe	OL
63	Brandt Peterson	OL
67	Connor Hughes	OL
70	Jovaun Woolford	OL
71	Clay Servin	OL
72	Trey Phillippi	OT
73	Cole Garcia	OL
74	Nick Wagman	OL
75	Blake Boenisch	DL
75	Derek Ferraro	OL
76	John Long	OL
77	Adam Sheriff	OL
78	Ethan Onianwa	OL
79	Regan Riddle	OL
80	Jay Folmar	WR
81	Jaggar Hebeisen	TE
82	Jaegar Bull	TE
83	Zion Felder	WR
84	Bennett Mecom	WR
85	Brendan Suckley	TE
86	Connor Welsh	TE
87	Jack Bradley	TE
88	August Pitre III	WR
91	Ikenna Enechukwu	DE
92	Elijah Garcia	DL
94	Brodie Vinson	DL
95	Caleb James	DE
97	Cal Varner III	DE
98	Van Heitmann	DL
99	Cole Latos	DL
99	Charlie Mendes	P

### CLASS CODES

TFR True freshman (enrolled in 2021)  
 RS Redshirt  
 GR Graduate Student  
 TR Transfer student









# CAREER HIGHS

## #5 S CHIKE ANIGBOGU

Tackles ..... 4 at Southern Miss (10/31/20)  
Forced Fumbles..... 1 at Southern Miss (10/31/20)

## #11 WR JAKE BAILEY

Receptions ..... 7, 3x, last vs. Texas Southern (9/25/21)  
Receiving Yards ..... 83 vs. Southern Miss (10/2/21)  
Receiving TDs..... 1, 3x, last vs. Southern Miss (10/2/21)  
Longest Reception ..... 39 vs. Southern Miss (10/2/21)  
Kickoff Returns ..... 4 vs. Middle Tennessee (10/24/20)  
Kickoff Return Yards..... 76 vs. Middle Tennessee (10/24/20)  
Longest Kickoff Return .. 39 vs. Middle Tennessee (10/24/20)

## #6 LB DESMYN BAKER

Tackles ..... 4 vs. Houston (9/11/21)

## #15 CB ANDREW BIRD

Tackles ..... 8 vs. Old Dominion (11/23/18)  
TFL..... 1.0, 3x, last vs. Wake Forest (9/6/19)  
Interceptions..... 1, 2x, last at Marshall (12/5/20)  
Pass Breakups ..... 2, vs. UAB (12/12/20)

## #87 TE JACK BRADLEY

Receptions ..... 5 vs. Southern Miss (10/2/21)  
Receiving Yards ..... 49 vs. Middle Tennessee (10/24/20)  
Receiving TDs..... 1 vs. Middle Tennessee (10/24/20)  
Longest Reception ..... 27 vs. Middle Tennessee (10/24/20)

## #30 RB ARI BROUSSARD

Rushes ..... 19 at Marshall (12/5/20)  
Rushing Yards..... 62 at Marshall (12/5/20)  
Longest Rush..... 16 vs. Houston (9/11/21)

## #82 TE JAEGER BULL

Receptions ..... 2, 2x, last at Arkansas (9/4/21)  
Receiving Yards ..... 18 vs. Prairie View A&M (8/25/18)  
Receiving TDs..... 1 vs. Houston (9/1/18)  
Longest Reception ..... 12 vs. Texas Southern (9/25/21)

## #4 DB PRUDY CALDERON

Tackles ..... 8 at FIU (10/20/18)  
TFL..... 2.0 vs. UTSA (10/6/18)  
Interceptions..... 2 at Louisiana Tech (11/10/18)  
Forced Fumbles ..... 1 at North Texas (10/27/18)  
Fumble Recoveries..... 1 at LSU (11/17/18)  
Pass Breakups ..... 3 vs. Louisiana Tech (9/28/19)

## #55 DT DE'BRAYLON CARROLL

Tackles ..... 5, 2x, last at Marshall (12/5/20)  
Sacks..... 1.5 at Marshall (12/5/20)  
TFL..... 1.5 at Marshall (12/5/20)

## #17 LB TRESHAWN CHAMBERLAIN

Tackles ..... 11 at Arkansas (9/4/21)  
TFL..... 1.0, 4x, last vs. Southern Miss (10/26/19)  
Sacks ..... 1.0 at Hawai'i (9/8/18)  
Interceptions..... 1, 3x, last at Marshall (12/5/20)  
Forced Fumbles..... 1 at North Texas (10/27/18)  
Fumble Recoveries..... 1 at Louisiana Tech (11/10/18)

## #10 QB JAKE CONSTANTINE

Completions ..... 27 at North Dakota (10/27/18)  
Attempts..... 52 vs. Maine (12/7/18)  
Passing Yards..... 318 at North Dakota (10/27/18)  
Passing TDs..... 4, 2x, last vs. Idaho State (11/23/19)  
Long Pass..... 73 vs. Texas Southern (9/25/21)  
Rushes ..... 7, 3x, last vs. Cal Poly (9/7/19)  
Rushing Yards..... 43 vs. North Dakota (11/9/19)  
Rushing TDs..... 1, 3x, last vs. North Dakota (11/9/19)  
Longest Rush..... 30 vs. North Dakota (11/9/19)

## #2 CB TRE'SHON DEVONES

Tackles ..... 5, 2x, last vs. Middle Tennessee (10/24/20)  
Forced Fumbles..... 1 at Middle Tennessee (11/16/19)  
Fumble Recoveries..... 1 at Southern Miss (10/31/20)

## #25 CB JORDAN DUNBAR

Tackles ..... 7 vs. Houston (9/11/21)

## #91 DE IKENNA ENECHUKWU

Tackles ..... 7 vs. Marshall (11/2/19)  
TFL..... 2.5 vs. Southern Miss (10/2/21)  
Sacks..... 1.0, 3x, last vs. Southern Miss (10/2/21)

## #18 TE ROBERT FRENCH

Receptions ..... 3 vs. Middle Tennessee (10/24/20)  
Receiving Yards ..... 20 vs. Middle Tennessee (10/24/20)  
Receiving TDs..... 1 vs. Southern Miss (10/2/21)  
Longest Reception ..... 19 vs. Southern Miss (10/2/21)

## #29 CB SEAN FRESCH

Tackles ..... 3 at Texas (9/18/21)  
TFL..... 0.5 vs. Houston (9/11/21)  
Interceptions..... 1 at Arkansas (9/4/21)  
Kickoff Return ..... 24 at Texas (9/18/21)

## #92 DT ELIJAH GARCIA

Tackles ..... 8, 2x, last vs. Wake Forest (9/6/19)  
TFL..... 2.0 vs. Southern Miss (10/2/21)  
Sacks..... 2.0 vs. Southern Miss (10/2/21)

## #5 QB WILEY GREEN

Completions..... 21 at North Texas (10/27/18)  
Attempts..... 37 at North Texas (10/27/18)  
Passing Yards..... 313 vs. UTEP (11/3/18)  
Passing TDs ..... 2, 2x, last at UAB (10/5/19)  
Long Pass..... 60 vs. Old Dominion (11/23/18)  
Rushes ..... 8 at UAB (10/5/19)  
Rushing Yards..... 33 vs. Old Dominion (11/23/18)  
Rushing TDs..... 1, 2x, last vs. Old Dominion (11/23/18)  
Longest Rush..... 10 vs. Old Dominion (11/23/18)

## #6 RB KHALAN GRIFFIN

Rushes ..... 20 at North Texas (11/21/20)  
Rushing Yards..... 86 vs. Houston (9/11/21)  
Rushing Touchdowns..... 1 vs. Texas Southern (9/25/21)  
Longest Rush..... 31 at Texas (9/18/21)

## #3 QB JOVONI JOHNSON

Rushes ..... 13 vs. Marshall (11/2/19)  
Rushing Yards..... 65 vs. Marshall (11/2/19)  
Longest Rush ..... 26 at UTSA (10/19/19)  
Rushing TDs..... 2 at UTEP (11/30/19)  
Completions..... 17 vs. UAB (12/12/20)  
Attempts..... 23 vs. UAB (12/12/20)  
Passing Yards..... 217 vs. UAB (12/12/20)  
Passing TDs ..... 1, 2x last vs. UAB (12/12/20)  
Longest Pass ..... 26 vs. UAB (12/12/20)

## #9 CB KIRK LOCKHART

Tackles ..... 12 vs. Middle Tennessee (10/24/20)  
Sacks..... 1.0 vs. Houston (9/11/21)  
TFL..... 1.0 vs. Houston (9/11/21)  
Interceptions..... 1 vs. Southern Miss (10/2/21)

## #16 WR ANDREW MASON

Receptions ..... 2, 3x, last at Marshall (12/5/20)  
Receiving Yards ..... 44 at Southern Miss (10/31/20)  
Longest Reception ..... 33 at Southern Miss (10/31/20)

## #12 QB LUKE MCCAFFREY

Completions..... 15 vs. Illinois (11/21/20)  
Attempts..... 26 vs. Illinois (11/21/20)  
Passing Yards..... 152 vs. Penn State (11/14/20)  
Passing TDs ..... 1, 4x, last vs. Houston (9/11/21)  
Long Pass..... 45 vs. Penn State (11/14/20)  
Rushes ..... 26 vs. Illinois (11/21/20)  
Rushing Yards..... 122 vs. Illinois (11/21/20)  
Rushing TDs..... 2 vs. Illinois (11/21/20)  
Longest Rush..... 47 at Ohio State (10/24/20)

## #24 DB MILES MCCORD

Tackles ..... 5 at Texas (9/18/21)  
TFL..... 1.0 at Southern Miss (10/31/20)  
Interceptions..... 1, 2x, last vs. Southern Miss (10/2/21)

## #99 P CHARLIE MENDES

Punts ..... 6, 3x, last vs. Southern Miss (10/2/21)  
Longest Punt..... 59 vs. UAB (12/12/20)  
Punting Avg..... 45.3 vs. Middle Tennessee (10/24/20)

## #1 LB ANTONIO MONTERO

Tackles ..... 11, 4x, last at Arkansas (9/4/21)  
Sacks..... 1.0, 2x, last at Arkansas (9/4/21)  
TFL..... 2.5 vs. North Texas (11/23/19)  
Fumble Recoveries..... 1 vs. Baylor (9/21/19)  
Interceptions..... 1 vs. Old Dominion (11/23/18)

## #33 LB MYRON MORRISON

Tackles ..... 9 at Arkansas (9/4/21)

## #7 TE JORDAN MYERS

Receptions ..... 9 vs. UAB (12/12/20)  
Receiving Yards ..... 73 at North Texas (11/21/20)  
Receiving TDs..... 1, 3x last vs. Houston (9/11/21)  
Longest Reception ..... 60 vs. Old Dominion (11/23/18)  
Rushes ..... 26 vs. Texas Southern (9/25/21)  
Rushing Yards..... 160 vs. Texas Southern (9/25/21)  
Rushing TDs..... 4 vs. Texas Southern (9/25/21)  
Longest Rush..... 64 vs. Texas Southern (9/25/21)  
All-Purpose Yards..... 208 vs. Texas Southern (9/25/21)

## #20 DB GEORGE NYAKWOL

Tackles ..... 11 vs. UTEP (11/3/18)  
TFL..... 1.5 at Middle Tennessee (11/16/19)  
Sacks..... 1.0, 2x, last vs. Southern Miss (10/2/21)  
Interceptions..... 1, 5x, last vs. Southern Miss (10/2/21)  
Fumble Recoveries..... 1 at Middle Tennessee (11/16/19)

## #10 LB KENNETH ORJI

Tackles ..... 10 vs. Southern Miss (10/26/19)  
Sacks..... 1.0, 2x, last vs. Houston (9/11/21)  
TFL..... 1.5 at Marshall (12/5/20)  
Fumble Recoveries. 1, 2x, last vs. Middle Tennessee (10/24/20)

## #8 RB JUMA OTOVIANO

Rushes ..... 27 vs. Old Dominion (11/23/18)  
Rushing Yards..... 224 vs. Old Dominion (11/23/18)  
Rushing TDs..... 2 vs. Old Dominion (11/23/18)  
Longest Rush..... 80 vs. Old Dominion (11/23/18)

## #8 LB KEBREYUN PAGE

Tackles ..... 2 vs. Middle Tennessee (10/24/20)

## #4 WR CEDRIC PATTERSON III

Receptions ..... 3, 2x, last vs. Texas Southern (9/25/21)  
Receiving Yards ..... 108 vs. Texas Southern (9/25/21)  
Receiving Touchdowns . 1, 3x, last vs. Texas Southern (9/25/21)  
Longest Reception ..... 73 vs. Texas Southern (9/25/21)  
Rushes ..... 1 vs. Southern Miss (10/2/21)  
Rushing Yards..... 38 vs. Southern Miss (10/2/21)  
Rushing Touchdowns..... 1 vs. Southern Miss (10/2/21)

## #12 DE/LB JOSH PEARCY

Tackles ..... 11 vs. Southern Miss (10/2/21)  
Sacks..... 1.0, 2x, last vs. Texas Southern (9/25/21)  
TFL..... 1.5 at Southern Miss (10/31/20)  
Interceptions..... 1 at Marshall (12/5/20)

## #88 WR AUGUST PITRE III

Receptions ..... 4, 2x, last at Arkansas (9/4/21)  
Receiving Yards ..... 97 at Arkansas (9/4/21)  
Receiving Touchdowns ..... 1, 4x, last at Arkansas (9/4/21)  
Longest Reception ..... 41 at Arkansas (9/4/21)

## #2 K COLLIN RICCI TELLI

Field Goals..... 3 vs. UAB (12/12/20)  
Field Goal Attempts..... 4 vs. Middle Tennessee (10/24/20)  
Longest Field Goal ..... 45, 2x, last at North Texas (11/21/20)

## #23 CB ISAIAH RICHARDSON

Tackles ..... 2, 2x, last at UTSA (10/19/19)  
TFL..... 1.0 vs. Baylor (9/21/19)

## #7 DL TREY SCHUMAN

Tackles ..... 10 vs. Southern Miss (10/2/21)  
Sacks..... 1.0, 3x, last vs. Southern Miss (10/2/21)  
TFL..... 3.0 vs. Middle Tennessee (10/24/20)

## #3 S NAEEM SMITH

Tackles ..... 9 vs. Marshall (11/2/19)  
Sacks..... 1.0 at UAB (10/5/19)  
TFL..... 1.0, 2x, last at Middle Tennessee (11/16/19)  
Interceptions..... 1, 4x, last vs. Southern Miss (10/2/21)  
Pass Breakups ..... 1 vs. Baylor (9/21/19)

## #26 S GABE TAYLOR

Tackles ..... 7 at Texas (9/18/21)  
Interceptions..... 1 at Texas (9/18/21)

## #22 CB JASON WHITE

Tackles ..... 5 vs. Southern Miss (10/26/19)

**'21 RICE COACHING STAFF**

Head Coach | **Mike Bloomgren**  
 Alma Mater | **Florida State, '99**  
 Record at Rice | **9-26, Fourth Season**  
 Career Record | **9-26, Fourth Season**

DC/Linebackers | **Brian Smith**  
 Alma Mater | **Massachusetts, '01**  
 OC/Quarterbacks | **Marques Tuiasosopo**  
 Alma Mater | **Washington, '01**  
 ST Coordinator | **Chris Monfietto**  
 Alma Mater | **Davidson, '04**  
 Defensive Line | **Cedric Calhoun**  
 Alma Mater | **Morehouse, '95**  
 Offensive Line | **Sanders Davis**  
 Alma Mater | **Dartmouth, '14**  
 Tight Ends | **Jim Jackson**  
 Alma Mater | **Cornell, '03**  
 Wide Receivers | **Mike Kershaw**  
 Alma Mater | **Delta State, '00**  
 Running Backs | **Robbie Picazo**  
 Alma Mater | **Stanford, '13**  
 Safeties | **Colin Spencer**  
 Alma Mater | **University of the Redlands, '16**  
 Cornerbacks | **Gerard Wilcher**  
 Alma Mater | **Morehouse, '92**  
 Strength & Conditioning | **Hans Straub**  
 Alma Mater | **Towson, '02**  
 Assistant AD/Football Operations | **Jerry Pickle**  
 Alma Mater | **Delta State, '76**

**BLOOMGREN VS OPPONENTS**

UAB	0-3
Arkansas	0-1
Army West Point	0-1
Baylor	0-1
Charlotte	0-0
FIU	0-1
Hawai'i	0-1
Houston	0-2
LSU	0-1
Louisiana Tech	0-2
Marshall	1-1
Middle Tennessee	1-1
North Texas	1-2
Old Dominion	1-0
Prairie View A&M	1-0
Southern Miss	2-2
Texas	0-2
Texas Southern	1-0
UTEP	1-1
UTSA	0-2
Wake Forest	0-2
WKU	0-0



**MIKE BLOOMGREN**  
**DUNLEVIE FAMILY HEAD FOOTBALL COACH**  
**4<sup>TH</sup> SEASON**

Dunlevie Family Head Football Coach Mike Bloomgren enters his fourth season at Rice looking to carry forward the signs of progress that his Owls showed in the shortened 2020 season and lead the Owls back to the postseason. A

Bloomgren welcomes back 19 starters of 22 starters from last season in addition to his three starters on special teams along with several notable prior starters who missed the 2020 season. At the same time, the Owls will be infused with the surge of talent that has been cultivated through their expanded national recruiting efforts, efforts that have yielded some of the top rated classes in school history.

The returning talent endured a 2020 season that continually tested their mettle. After a delay until the last week of October, the Owls saw a dramatic rally snuffed out by the most improbable of football bounces, followed by an emphatic win on the road at Southern Miss. Any momentum was muted by a pair of games cancelled due to COVID-19 issues and a loss on the road at North Texas. After a third COVID cancellation, the Owls headed to Marshall to face the 15th ranked Thundering Herd, where the Owls dispatched of generations of frustration against ranked foes, stunning the home crowd with a 20-0 win. A close loss to UAB in the season finale did little to dampen the enthusiasm of the Owls, who retained their key "Super Seniors" who could have chosen to transfer but elected to return to South Main and their teammates.

The host of familiar faces this year stand in marked contrast to Bloomgren's first campaign in 2018, which was one of transition as 21 true freshmen from his initial national recruiting class saw action, eight of which (in addition to one JUCO transfer) found their way into the starting lineup. The youthful Owls learned their lessons quickly and closed with a resounding 27-13 in over Old Dominion, which had defeated 13th ranked Virginia Tech earlier in the season.

His second season was highlighted by a closing rush as the Owls won their last three games, their first three-game winning streak to end a season since 2012 and setting the stage for optimism heading into 2020 before a pandemic entered the picture.

Bloomgren was named the 19th head football coach at Rice University on December 6, 2017 and immediately turned his focus on instilling the culture of "Intellectual Brutality" that he first conceived while on the staff at Stanford. Part of that effort involved broadening the Owls search for talent to a national scale and in his 2019 team will feature players from 19 states, compared with just six on the roster he inherited. His efforts have also seen the Owls add four JUCO recruits as well as eight graduate transfers in his first two years.

Bloomgren came to Rice after seven seasons with the Cardinal, first as the offensive line coach (2011-12) and then assuming the reigns of Stanford's pro style offensive attack in 2013, setting the stage for one of the most successful decades in the program's rich history. Stanford has won eight or more games in each of his seasons and reached the Pac-12 Football Championship four times, winning three titles.

Prior to 2017, Bloomgren had coached 12 NFL Draft selections and 11 All-America selections at Stanford, including 2015 Outland Trophy winner Joshua Garnett and NCAA all-purpose yardage record holder Christian McCaffrey.

The 2017 campaign saw running back Bryce Love nearly match McCaffrey's production on his way to being named a finalist for both the Heisman Trophy and Doak Walker Award. Love burst out of the gate with 180 yards on 13 carries against Rice in season opener in Sydney, Australia and completed the regular season with 1,973 yards on the ground, second only to McCaffrey's school-record 2,019 in 2015.

Bloomgren's 2016 unit ended the season on a six-game winning streak in which the offense produced 290.5 rushing yards/game, the most by any Power 5 program over that stretch. McCaffrey, the eighth overall pick in the NFL Draft by the Carolina Panthers, earned All-America honors for the second straight season and was an All-Pac-12 first team running back. His 183.87 career all-purpose yards/game were most of any active FBS player at season's end, and his 6,987 career all-purpose yards were second-most of any active FBS player.

Bloomgren was instrumental in the breakout season posted in 2015 by McCaffrey, that season's Associated Press Player of the Year and Heisman Trophy finalist. McCaffrey, the program's single-season rushing leader, led the nation in all-purpose yards while breaking Barry Sanders' NCAA record.

Stanford amassed a school-record 3,131 rushing yards on 610 attempts that season, the most by the program. The offensive unit's 529 points ranked second-most in a season, its 33 rushing touchdowns, 223.7 rushing yards/game, 30 passing touchdowns, 37.8 points/game and 6,097 total yards of offense ranked third.

Stanford scored at least 30 points in a national-best 13 consecutive games and led the nation in time of possession (34:48), the seventh-best by any team in the past 20 years.

Four Cardinal heard their names called at the NFL Draft following the 2015 season, including first-round selection Garnett, Stanford's unanimous first team All-America -- and only the ninth in school histo-



ry. Garnett was the program's first Outland Trophy winner as the nation's top interior lineman, and won the Morris Trophy, presented to the Pac-12 Lineman of the Year.

Bloomgren's linemen were named a finalist for the inaugural Joe Moore Award in 2015, given to the nation's top offensive line.

While facing six nationally ranked opponents in 2014, including four on the road, Bloomgren helped Stanford win eight games. The Cardinal scored at least 30 points in seven of 13 games on the season and increased its nation-best streak of scoring at least 10 points to 95 games. Stanford also set a record for the most points in a bowl game in program history with 45 in the Foster Farms Bowl win against Maryland.

Stanford amassed a program-best 2,904 rushing yards during the 2013 season, Bloomgren's first year at the offensive helm.

Individual honors are closely tied to Bloomgren. He has earned recognition for both his coaching and recruiting prowess. Rivals.com named Bloomgren one of its 2014 National Recruiters of the Year -- the latest such honor that began in 2012 when ESPN recognized him as its Pac-12 Recruiter of the Year. Rivals.com tabbed Bloomgren as one of the nation's top-25 recruiters in 2016. FootballScoop.com named Bloomgren its 2013 Offensive Line Coach of the Year following two years of eye-opening accomplishments.

Bloomgren joined the Cardinal staff as offensive line coach and run game coordinator in 2011 after spending four seasons with the New York Jets, where he served as assistant offensive coordinator (2010), offensive assistant (2009) and offensive quality control coach (2007-08).

In 2013, all five offensive linemen received All-Pac-12 honors, including first-team selection Yankey. Yankey was named Stanford's first two-time first-team All-American selection since Bob Whitfield (1990-91). One of four senior starters on the offensive line in 2013, Yankey was also selected as a semifinalist for the Outland Trophy and Lombardi Award.

Four of Bloomgren's five starting offensive linemen earned All-Pac-12 honors in 2012, including first-teamer Yankey.

Yankey was the winner of the league's 2012 Morris Trophy. The consensus All-American was Stanford's first winner of the award since 2002.

The Cardinal offensive line afforded 200-plus yards rushing in six games during the 2012 season, paving the way for record-breaking running back Stepfan Taylor. The Doak Walker Award semifinalist produced the best season of his career (109.29 yards/game).

Bloomgren's work with the offensive line in 2011, which included three first-year starters, played a pivotal role in providing protection for Heisman finalist Andrew Luck to complete over 70 percent of his passes and throw a school-record 37 touchdowns, in addition to compiling the third-highest rushing total in school annals. Stanford's ground game keyed an offense that ranked seventh nationally in scoring average at 43.2 points/game and eighth in total offense at 489.3 yards/game.

Bloomgren launched his coaching career as an undergraduate assistant for Bobby Bowden at Florida State, where the Seminoles captured a pair of Atlantic Coast Conference titles (1997-98) during his tenure. He served as co-offensive coordinator at Catawba College from 2002-04 and offensive coordinator at Delta State from 2006-06. A 1999 graduate of Florida State with a bachelor's degree in sports management, Bloomgren earned his master's degree in higher education from Alabama in 2001.

A native of Tallahassee, Florida, Mike and his wife, Lara, have two sons, Tyler and Parker.

## INTELLECTUAL BRUTALITY

Mike Bloomgren created the phrase "Intellectual Brutality" in 2013 while at Stanford which he trademarked and brought it with him to Rice to set the standard for the program. Bloomgren on the meaning of the branding: "It is our brand: a physical, smart way to play football. We're going to give them different plays at the line of scrimmage and have them do some things mentally, because if we didn't, we wouldn't be using the resources that we have. These guys are brilliant and you better take advantage of that first. We are going to be smart and we are going to be the physical team that nobody wants to play. I want our guys to walk around knowing they're incredibly smart and that we are going to take advantage of that."



# 2021 SCORING DRIVES

## RICE

Opp.	Plays	Yards	TOP	Result	Qtr.	Time	How Scored	QB
ARK	6	14	2:59	FG	2	11:55	Riccitelli 25-yd FG	Green
ARK	8	41	2:21	TD	2	4:19	Myers 1-yd run	Green
ARK	2	56	0:48	TD	3	10:28	Pitre III 41-yd rec	Green
UH	<b>11</b>	<b>81</b>	5:01	TD	2	0:13	Myers 5-yd rec	McCaffrey
TSU	1	73	0:09	TD	1	14:47	Patterson III 73-yd rec	Constantine
TSU	7	85	3:02	TD	1	5:23	Myers 1-yd run	Constantine
TSU	<b>11</b>	63	<b>5:28</b>	TD	2	7:16	Myers 1-yd run	Constantine
TSU	8	69	4:11	TD	3	8:24	McCaffrey 1-yd run	McCaffrey
TSU	8	78	4:02	TD	3	2:20	Myers 1-yd run	Constantine
TSU	3	83	1:23	TD	4	9:43	Myers 64-yd run	Constantine
TSU	9	75	4:16	TD	4	4:04	Griffin 1-yd run	Constantine
USM	6	74	4:04	TD	1	8:06	Bailey 39-yd rec	Constantine
USM	10	58	4:58	FG	2	3:46	VanSickle 41-yd FG	Constantine
USM	9	75	4:07	TD	3	10:53	French 19-yd rec	Constantine
USM	1	38	0:09	TD	3	9:32	Patterson III 38-yd run	Constantine

## OPPONENT

Opp.	Plays	Yards	TOP	Result	Qtr.	Time	How Scored	QB
ARK	8	80	2:32	TD	1	2:32	Jefferson 34-yd run	Jefferson
ARK	6	57	2:10	TD	3	2:10	Jefferson 5-yd run	Jefferson
ARK	11	65	4:24	FG	3	0:18	Little 34-yd FG	Jefferson
ARK	3	4	1:07	TD	4	12:44	Smith 2-yd run	Jefferson
ARK	4	68	1:47	TD	4	4:07	Morris 9-yd rec	Jefferson
ARK	4	16	1:39	TD	4	0:58	Johnson 3-yd run	Jefferson
UH	8	84	3:30	TD	1	10:08	McCaskill 35-yd rec	Tune
UH	7	56	3:18	FG	1	5:37	Witherspoon 38-yd FG	Tune
UH	6	48	2:37	TD	1	2:19	Herslow 11-yd rec	Tune
UH	<b>17</b>	75	<b>7:42</b>	TD	3	7:18	McCaskill 1-yd run	Tune
UH	10	85	4:29	TD	3	0:01	McCaskill 2-yd run	Tune
UH	2	20	0:49	TD	4	4:51	Smith 14-yd-run	Ogbogu
UH	-	-	-	TD	4	0:00	Hogan 91-yd INT return	-
UT	9	69	4:39	TD	1	10:21	Robinson 6-yd run	Thompson
UT	3	80	1:23	TD	1	1:33	Johnson 72-yd run	Thompson
UT	-	-	-	SAF	1	0:00	Safety	-
UT	6	65	2:56	TD	2	12:04	Robinson 7-yd run	Thompson
UT	5	<b>89</b>	2:14	TD	2	3:45	Robinson 62-yd run	Thompson
UT	5	44	1:16	TD	2	1:38	Wiley 20-yd rec	Thompson
UT	5	44	1:16	TD	2	0:14	Worthy 13-yd rec	Thompson
UT	3	84	1:13	TD	3	9:57	Robinson 65-yd run	Thompson
UT	13	76	6:06	TD	3	1:08	Brooks 17-yd run	Card
TSU	10	63	3:03	FG	2	12:51	Garcia III 26-yd FG	Body
TSU	3	34	0:17	FG	2	0:00	Garcia III 45-yd FG	Body
TSU	7	86	1:51	TD	3	6:28	Body 3-yd run	Body
TSU	12	75	3:40	TD	4	13:40	Giles 4-yd parec	Brown
TSU	5	75	1:13	TD	4	8:30	Harris 11-yd run	Body
TSU	5	75	1:30	TD	4	2:34	Body 6-yd run	Body
USM	6	75	2:56	TD	1	5:10	Pittman 31-yd pass	Lange
USM	-	-	-	TD	3	9:19	Harrell 95-yd KR	-
USM	13	77	6:11	FG	4	11:16	Bourgeois 26-yd FG	Lange
USM	-	-	-	SAF	4	0:07	Safety	-



# RETURNING PLAYER NOTES

## QUARTERBACKS

### 10 JAKE CONSTANTINE

- Completing 76.7% of his passes in his first three games (two starts) for Rice, but needs to reach the 75% mark in games played before he can qualify for the national rankings.
- Threw for 271 yards on 18-23 passes and a touchdown vs. Texas Southern in his first start for Rice.
- Has not lost a home game in his collegiate career (13-0 at Weber State, 2-0 at Rice).
- Opened his first start by connecting with fellow Grad Transfer Cedric Patterson III on a 73-yard touchdown play on the first play of the game... Play was the longest for either player in their career.
- Came on in relief at Texas and completed 12 of 15 passes for 80 yards.
- Helped lead Weber State to two Big Sky titles and two trips to the FCS Playoffs.
- Ended his WSU career ranked 11th in WSU career passing with 4,428 yards... His 33 career touchdown passes are tied for seventh in Weber State history.
- Originally signed with Boise State in 2016, but transferred to Ventura College after a redshirt season.

### 5 WILEY GREEN/2021 Co-Captain

- Most experienced of the Owls' QBs with 11 career starts including a pair of openers (Army 2019, Arkansas 2021).
- Threw for 152 yards and a touchdown against the Razorbacks in his return to the starting role.
- Topped 1,000 career passing yards (1,008) in 8 career games, the fastest by an Owl since Nick Fannuzi threw for 1,203 in seven games as a sophomore transfer in 2009... Last Rice freshman QB to top 1,000 yards passing was Randy Hertel, who threw for 1,620 in 1977.
- Threw for 313 yards against UTEP as a freshman in his second career start, the most by an Owl freshman since Mark Comalander threw for 357 yards vs. Houston in 1984, the most by any Rice QB since Tyler Stehling threw for 407 vs. Prairie View in 2016 and the most in C-USA play by an Owl since Driphus Jackson finished with 359 at UTSA in 2015.

### 12 LUKE MCCAFFREY

- Ran for 48 yards and a touchdown vs. Texas Southern.
- Made his first start for the Owls vs. Houston and his second at Texas... Also made a pair of starts at Nebraska in 2020.
- Hit on 5-10 passes for 75 yards in his debut with the Owls at Arkansas.
- First career collegiate start came for Nebraska in win over Penn State, becoming the first Husker quarterback to win his first career start since 2013... Completed 13-of-21 passes for 152 yards, including a 45-yard touchdown pass and led Nebraska with 67 rushing yards.
- Posted his career-high of 256 yards of total offense against Illinois (13-of-26 for 134 yards passing and 122 yards and two touchdowns rushing).
- Became the 100th player in Nebraska history to rush for 100 yards in a game with his effort vs. Illinois.

### 9 JT McMAHON

- Transferred to Rice from Cerritos College in California in 2020
- Made his Rice debut holding for kicks at Arkansas and his playing debut at Texas.
- Set a school record for completion percentage and led Cerritos to a 7-4 record and a win over Ventura College in the Joe Kapp Real Estate Beach Bowl.
- Completed 65.8% of his passes (194-of-295) for 2,667 yards and 24 touchdowns while throwing only five interceptions.
- His passing yards rank second in school history.
- First Cerritos product to sign with Rice since 1980.

## HALFBACKS

### 6 KHALAN GRIFFIN (FR-HS)

- Ran for 43 yards, including a career-best rush of 36 yards vs. Texas Southern.
- Has had at least one carry of 20+ yards in three of the last four games (21 vs.

Houston, 31 at Texas, 36 vs. Texas Southern).

- Made his sixth career start at Texas.
- Rushed for a career-best 86 yards vs. Houston.
- Winner of the Joe F. Lipscomb Award as Owls top freshman in a vote of his teammates after leading the team with 246 yards on the ground.

### 30 ARI BROUSSARD (RS-SO)

- Rushed for 37 yards on four carries vs. Texas Southern, matching his season high (Houston).
- Has had at least one carry of 12 or more yards in the last four games, including a career-long 16 yards vs. Houston.
- Took over the bulk of the work in the second half at Marshall in 2020 and ran for 62 yards on 19 carries.
- Carried the ball on 12 of the last 13 plays, including all six as the Owls ran out the clock buy eating up 9:29 on the clock.
- Gained 57 yards in the second half, 8 under what Marshall's defensive average had been entering the game.

### 7 JORDAN MYERS /2021 Co-Captain

#### Reese's Senior Bowl & Earl Campbell Tyler Rose Award Watch List

- Smashed his previous career bests by rushing for 160 yards on 26 carries, scoring four touchdowns on the ground and totaling 208 all-purpose yards on 30 touches vs. Texas Southern.
- Scored on a 64-yard run in the fourth quarter, the longest rush of his career.
- Has scored six of the Owls eight rushing TDs this season.
- Leads the Owls in rushing (244 yards), touchdowns (6) and all-purpose yards (400) and second with 17 receptions.
- Has 83 career receptions and needs 19 to become the 15th Owl to reach 100.
- Scored the Owls first touchdown of 2021 with a one-yard run at Arkansas.
- Scored the Owls only rushing touchdown in 2020 to open the scoring at Marshall.

## FULLBACKS

### 85 BRENDAN SUCKLEY

- Carried the ball twice for 19 yards vs. Texas Southern, the most yardage in a game for a Rice fullback since John Wall had 67 vs. Houston in the final game of 2005.
- Made three starts and played in 11 games in 2019 after making the transition from tight end (thus the number he wears).
- Joined his former Corpus Christi Flower Mount teammate (Jaeger Bull) when he walked on to Rice. Suckley switched from quarterback to tight end in high school when Bull moved to Corpus Christi prior to their junior year.

### 32 JERRY JOHNSON III

- Made the start at Texas.
- Earned a start in the 2019 opener, completing his rise from walk-on center to backfield starter and went on to start three of five games.
- Made the switch to fullback in October of 2019 after beginning the season as a reserve on the offensive line.

## TIGHT ENDS

### 87 JACK BRADLEY

- Caught a career-best five passes vs. Southern Miss and has already established a career high of 10 this season.
- Found the end zone for the first time in his career on a 22-yard pass from Mike Collins in the 2020 opener against Middle Tennessee.
- Made four starts in 2020 and three in 2019, including his first career start vs. Baylor.
- Father (Steve) was a four-year letterman as a tight end at Texas from 1991-95, while his mother, Amie Smith Bradley earned All-Big 12 honors in basketball before embarking on a coaching career. She was the head coach

## PLAYER NOTES

at Trinity University from 2005-12 and is currently an assistant coach at SMU... Grandfather (Mike Smith) was an All-SWC Center at SMU from 1970-74 and great grandfather (Dick McKissack) is in the SMU Athletic Hall of Fame after playing alongside Doak Walker.

### 82 JAEGAR BULL

- Owls most experienced tight end with 32 games and 18 starts.
- Caught one pass for a career-long 12 yards vs. Texas Southern.
- Matched his career-high with a pair of catches at Arkansas.

### 18 ROBERT FRENCH

- Made his second career start as the Owls opened with three tight ends vs. Southern Miss and caught his first career touchdown later in the game, a 19-yard connection with Jake Constantine which was his longest career catch.
- Has catches in three of the first five games.
- Caught a career-best four last season, including three in the opener vs. Middle Tennessee.

## WIDE RECEIVERS

### 11 JAKE BAILEY

#### Hornung Award Watch List

- Leads the team with 21 receptions and 232 yards after catching five for a career-best 83 yards vs. Southern Miss... Yardage total was highlighted by a career-long 44 yard scoring combination with Jake Constantine.
- Matched his career-high with seven receptions vs. Texas Southern
- Led the Owls in 2020 with 477 all purpose yards and 145 yards on kickoff returns and was second on the team with 23 receptions, 276 receiving yards and two touchdown receptions
- Shouldered a greater amount of the workload after Austin Trammell was injured, catching a career-best seven passes against Marshall and then matching it the following week vs. UAB.

### 17 KOBIE CAMPBELL

- Caught three passes at Texas, the first of his career.
- Made the switch to WR during fall camp.

### 1 CAMERON MONTGOMERY

- Carried the ball five times for 27 yards vs. Texas Southern.
- Caught a career-best three passes at Texas.
- Rushed twice for 12 yards.
- Returned to action this year after missing all of 2018 and 2020 due to injuries.

### 4 CEDRIC PATTERSON III

- Second on the Owls with 207 yards receiving thanks to a career-best 108 yards on four receptions vs. Texas Southern.
- Scored his first career rushing touchdown on a 38-yard end around vs. Southern Miss.
- Has four career touchdowns (2 each at Rice and New Mexico), all of at least 38 yards (62 and 38 yard TD receptions at New Mexico; 73 yard reception and 38 yard rush with Rice).
- Combined with Jake Constantine on a 73-yard TD strike on the first play of the TSU game for the longest play in either's career and the longest TD pass play for Rice since Driphus Jackson and Jordan Taylor struck from 88-yards on the first play vs. North Texas in 2014.
- Has caught a pass in each game this year and all his catches have been for at least 14 yards.

## OFFENSIVE LINEMEN

### 58 SHEA BAKER

#### Rotary Lombardi Award Watch List

- Preseason all-conference first team pick by Phil Steele and second team by Athlon.

- Made his 34th career start vs. Southern Miss, the most of any active Owl.
- Returned to start at center for the first time since 2019... Has made 18 career starts at center.
- Tied for team lead with 264 snaps this year... Led the team with 358 snaps in 2020, also led the team with 865 as a freshman and was second with 713 as a sophomore.
- Offensive Player of the Game for Rice for his performance in the Owls win over #15 Marshall.

### 53 COLE GARCIA

- Returned to the starting lineup against Arkansas after a strong spring and fall
- Has made 16 career starts.
- Signed with the Owls one day after Signing Day as part of Mike Bloomgren's first group of recruits in the fall of 2017. Had committed to Air Force after the Owls initial class of linemen recruits had been filled, but after the coaching change resulted in an opening, immediately accepted an offer from Bloomgren.

### 54 ISSAC KLARKOWSKI

- Missed the Texas Southern game with an injury after starting the previous 10 games dating back to his debut in the 11th game of 2019.
- Had taken 668 consecutive snaps before missing the Texas Southern game.
- Joined the team at the start of training camp in 2019 as a walk-on and had been working with the scout team all fall, but promoted to the travel squad the day before the North Texas game after starting center Shea Baker became ill.

### 71 CLAY SERVIN

- Start vs. Texas Southern was the 25th of his career.
- Fourth on the team with 309 snaps in 2020 and has 1362 over the last three years as a starter.

### 70 JOVAUN WOOLFORD

- Opened his seventh season of college football with his sixth consecutive start for Rice (27th overall) at Arkansas... Has started 10 straight for the Owls and 31 straight in his career.
- Graduate transfer from Colgate who earned All C-USA honorable mention honors from conference coaches and is entering his seventh season of college football.
- Played in 11 games and made nine starts as a senior at Colgate after missing most of his junior year after an injury in the opening game

## DEFENSIVE LINE

### 91 IKENNA ENECHUKWU

#### Wuerffel Trophy Watch List/ AFCA Good Works Team Nominee

- Second on the team with 4.5 tackles for loss and 2.5 sacks... 2.5 sacks are a career best while 4.5 TFL match his 2019 total from 12 games.
- Established new career bests with 2.5 TFL vs. Southern Miss.
- Credited with three tackles and shared a sack with Josh Pearcy in the opener and added three tackles and a hurry vs. Houston
- Credited with 10 tackles and a pair of hurries in 2020..
- Credited with seven of his 10 tackles in his starts vs. Middle Tennessee and Southern Miss

### 92 ELIJAH GARCIA

- Recorded his first multiple sack game of his career with a pair vs. Southern Miss and he leads the team with a career high three which doubles his previous career total.
- Credited with a career-best nine tackles at Texas and has 152 career tackles in 44 games, the most of any returning interior defender in C-USA
- Leads the defense with 337 snaps.



- On track to complete his Master's of Accounting this fall.
- Averaged a career-high 5.8 tackles per game in 2020, second among C-USA defensive linemen.
- Broke up a pass on fourth down to end Marshall's final scoring threat in 2020 in addition to a pair of hurries.

### 10 KENNETH ORJI

- Missed the Southern Miss game with an injury
- Picked up five tackles in each of his last three games and added a strip sack to force a fumble vs. Houston.
- Credited with four tackles and a hurry while blocking the Owls first punt since 2015 in the opener at Arkansas.

### 12 JOSH PEARCY

- Led the team with a career-high 11 tackles in a start vs. Southern Miss.
- Credited with three tackles while sharing a sack with Ikenna Enechukwu in the opener.
- Picked off his first career pass, shared a TFL and was credited with six tackles vs. Marshall in 2020.
- Tied for the team lead three tackles for loss and led the team with four special teams tackles. .

### 7 TREY SCHUMAN/2021 Co-Captain Campbell Trophy Nominee

- Reached double figures in tackles for the first time, posting 10 vs. Southern Miss.
- Owls nominee for the Campbell Trophy.
- Second Rice football player earn four consecutive C-USA Academic Medals (GPA of 3.75 or higher).
- Pursuing and MBA after graduating with a degree in Economics & Managerial Studies along with a Minor in Business.

## LINEBACKERS

### 1 ANTONIO MONTERO

- Leads the team with a career-best 6 TFLs.
- Opened the season with back to back double figure tackle totals, the first Owl to open a season with consecutive games with double figures in tackles since Brian Raines in 2006.
- Opened the season with back to back double figure tackle totals, the first Owl to open a season with consecutive games with double figures in tackles since Brian Raines in 2006.
- Matched his career-high with 11 tackles in the opener (matching his effort in the 2019 opener at Army)... Reached 11 tackles three times in 2019 and had 10 last year at Southern Miss.
- In his fourth year of starting at linebacker and has 26 career starts
- Converted his first PAT try (vs. Texas), his first since he was a senior in high school.

### 33 MYRON MORRISON

- Moved into the starter's role vacated by Blaze Alldredge with a strong spring and fall camp and was credited with nine tackles in his starting debut.
- Knocked down Southern Miss' Hail Mary attempt on the last play of the game for his first career PBU.
- Saw action in all five games in 2020 and picked up his first career tackle on kickoff coverage at Southern Miss.

### 6 DESMYN BAKER

- Transfer from Northwest Mississippi CC who joined the Owls in January and participated in spring drills.
- Credited with a pair of tackles including one for a loss of two yards in his Rice debut and added four vs. Houston.
- Earned all-league honors and was credited with 37 tackles, four TFLs (1.5 sacks), two PBUs one fumble recovery, one interception (49 yard

return) and one blocked kick in six games as NWMCC captured the Mississippi Association of Community Colleges Conference title.

- MACCC was the only junior college league to complete its season this fall.

## DEFENSIVE BACKS

### 25 JORDAN DUNBAR

- Credited with a career-best seven tackles and added his first career PBU vs. Houston.
- Made his first career start in the opener at Arkansas and was credited with his first tackle.

### 29 SEAN FRESCH

- Worked his way back into the starting lineup after seeing his freshman season end with a starting assignment in the opener due to an injury.
- Picked off his first career pass in the opener at Arkansas, credited with a pair of tackles (one for a shared TFL) and broke up a pass vs. Houston.
- Broke off a 16-yard effort on his first career punt return against the Razorbacks.

### 17 TRESHAWN CHAMBERLAIN

- Tied for the team lead with a career-best 11 tackles at Arkansas.
- Has two double-figure tackle games in his career, both on the road vs. SEC schools (10 at LSU in 2018).
- Credited with eight tackles, including a shared sack and picked off his third career pass at Marshall.

### 20 GEORGE NYAKWOL

- Returned to action after missing all of 2020 and was credited with four tackles at Arkansas... Had started 25 consecutive games before missing the 2020 season.
- Leads the team with a pair of interceptions, both coming in the last two games and is tied for the team lead with three PBUs.
- Led the team with seven tackles vs. Texas Southern and picked off the fourth pass of his career.

### 24 MILES MCCORD

- Picked off his second career pass vs. Southern Miss.
- Credited with five tackles and shared a TFL at Texas.
- Picked off his first career pass and was credited with three tackles at Southern Miss and added three vs. North Texas and four at Marshall.

### 3 NAEEM SMITH/2021 Co-Captain

- Tied for the team with three PBU and second on the team with 30 tackles, including eight at Texas.
- Credited with three tackles and broke the open win over #15 Marshall with a 36-yard interception return touchdown, the first for the Owls since 2017.

### 26 GABE TAYLOR

- Picked off his first career pass at Texas.
- Added a career-best seven tackles against the Longhorns.
- Younger brother of the late Sean Taylor.

## SPECIAL TEAMS

### 2 COLLIN RICCITELLI

- Graduate transfer from Stanford who converted 9/12 field goals, including 5/7 from at least 40 yards in 2020, the most from that distance since Chris Boswell, who was 8/15 from at least 40 in 2013.

### 99 CHARLIE MENDES

- Five of his last 20 punts have been for better than 50 yards, including at least one in each of the last four games.
- C-USA All-Freshman selection by conference coaches after leading first-year punters by averaging 42.8 yards on 21 punts.
- 42.8 average was the best by an Owl freshman since Jared Scruggs averaged 45.6 in 2003.

### 36 CAMPBELL RIDDLE/2021 Co-Captain

- Preseason All C-USA second-team selection by Phil Steele.
- C-USA preseason watch list.
- In his fourth season of handling all the Owls long snapping duties.

### 31 CHRISTIAN VANSICKLE

- Grad transfer from Elon who averaged 63.2 yards on four kickoffs at Arkansas in his Rice debut.
- Made his first appearance as a place kicker since his freshman season at Elon (2017) and converted six of seven vs. Texas Southern... Had converted his only two attempts at Elon.
- Connected from 41 yards out vs. Southern Miss for his first career collegiate field goal and his first since connecting for Charlotte Charlotte Christian HS against Providence Day HS on Oct 28 2016.
- Credited with a tackle against the Razorbacks as well.





# INDIVIDUAL & TEAM SUPERLATIVES

## RICE SUPERLATIVES

### Individual

Rushes	26	Jordan Myers vs. Texas Southern (Sept. 25, 2021)
Yards Rushing	160	Jordan Myers vs. Texas Southern (Sept. 25, 2021)
TD Rushes	4	Jordan Myers vs. Texas Southern (Sept. 25, 2021)
Pass attempts	25	Wiley Green at Arkansas (Sept. 4, 2021)
Pass completions	18	Jake Constantine vs. Texas Southern (Sept. 25, 2021)
Yards Passing	271	Jake Constantine vs. Texas Southern (Sept. 25, 2021)
TD Passes	2	Jake Constantine vs. Southern Miss (Oct. 2, 2021)
Long Pass	73	Jake Constantine vs. Texas Southern (Sept. 25, 2021)
Receptions	7	Jake Bailey vs. Texas Southern (Sept. 25, 2021)
Yards Receiving	108	Cedric Patterson III vs. Texas Southern (Sept. 25, 2021)
TD Receptions	1	Five times; last by: Jake Bailey vs. Southern Miss (Oct. 2, 2021) Robert French vs. Southern Miss (Oct. 2, 2021)
Long Reception	73	Cedric Patterson III vs. Texas Southern (Sept. 25, 2021)
Field Goals	1	Collin Riccitelli at Arkansas (Sept. 4, 2021) Christian VanSickle vs. Southern Miss (Oct. 2, 2021)
Long Field Goal	41	Christian VanSickle vs. Southern Miss (Oct. 2, 2021)
Punts	6	Charlie Mendes at Arkansas (Sept. 4, 2021) Charlie Mendes at Texas (Sept. 18, 2021) Charlie Mendes vs. Southern Miss (Oct. 2, 2021)
Punting Avg	43.7	Charlie Mendes vs. Southern Miss (Oct. 2, 2021)
Long Punt	57	Charlie Mendes vs. Texas Southern (Sept. 25, 2021)
Punts inside 20	2	Charlie Mendes at Arkansas (Sept. 4, 2021) Charlie Mendes vs. Houston (Sept. 11, 2021) Charlie Mendes at Texas (Sept. 18, 2021)
Long Punt Return	16	Sean Fresch at Arkansas (Sept. 4, 2021)
Long Kickoff Return	33	Sean Fresch vs. Texas Southern (Sept. 25, 2021)
Tackles	11	Treshawn Chamberlain at Arkansas (Sept. 4, 2021) Antonio Montero at Arkansas (Sept. 4, 2021) Josh Pearcy vs. Southern Miss (Oct. 2, 2021)
Sacks	2.0	Elijah Garcia vs. Southern Miss (Oct. 2, 2021)
Tackles For Loss	2.5	Ikenna Enechukwu vs. Southern Miss (Oct. 2, 2021)
Interceptions	1	Seven times: last Kirk Lockhart vs. Southern Miss (Oct. 2, 2021) Miles McCord vs. Southern Miss (Oct. 2, 2021) George Nyakwol vs. Southern Miss (Oct. 2, 2021) Naeem Smith vs. Southern Miss (Oct. 2, 2021)

### Team

Rushes	52	vs. Texas Southern (Sept. 25, 2021)
Yards Rushing	349	vs. Texas Southern (Sept. 25, 2021)
Yards Per Rush	6.7	vs. Texas Southern (Sept. 25, 2021)
TD Rushes	6	vs. Texas Southern (Sept. 25, 2021)
Pass attempts	35	at Arkansas (Sept. 4, 2021)
Pass completions	19	at Texas (Sept. 18, 2021)
Yards Passing	271	vs. Texas Southern (Sept. 25, 2021)
Yards Per Pass	15.1	vs. Texas Southern (Sept. 25, 2021)
TD Passes	2	vs. Southern Miss (Oct. 2, 2021)
Total Plays	75	vs. Texas Southern (Sept. 25, 2021)
Total Offense	620	vs. Texas Southern (Sept. 25, 2021)
Yards Per Play	8.3	vs. Texas Southern (Sept. 25, 2021)
Points	48	vs. Texas Southern (Sept. 25, 2021)
Sacks By	5	vs. Southern Miss (Oct. 2, 2021)
First Downs	30	vs. Texas Southern (Sept. 25, 2021)
Penalties	10	at Arkansas (Sept. 4, 2021)
Penalty Yards	70	vs. Texas Southern (Sept. 25, 2021)
Turnovers	3	at Arkansas (Sept. 4, 2021) vs. Houston (Sept. 11, 2021)
Interceptions By	4	vs. Southern Miss (Oct. 2, 2021)
Punts	7	at Texas (Sept. 18, 2021)
Punting Avg	43.7	vs. Southern Miss (Oct. 2, 2021)
Long Punt	57	at Texas (Sept. 18, 2021)
Punts inside 20	2	at Arkansas (Sept. 4, 2021) vs. Houston (Sept. 11, 2021) at Texas (Sept. 18, 2021)
Long Punt Return	20	vs. Houston (Sept. 11, 2021)

## OPPONENT SUPERLATIVES

### Individual

Rushes	22	Trelon Smith at Arkansas (Sept. 4, 2021)
Yards Rushing	127	Bijan Robinson at Texas (Sept. 18, 2021)
TD Rushes	2	Bijan Robinson at Texas (Sept. 18, 2021) Andrew Body vs. Texas Southern (Sept. 25, 2021)
Long Rush	72	Roschon Johnson at Texas (Sept. 18, 2021)
Pass attempts	37	Jake Lange vs. Southern Miss (Oct. 2, 2021)
Pass completions	23	Jake Lange vs. Southern Miss (Oct. 2, 2021)
Yards Passing	353	Andrew Body vs. Texas Southern (Sept. 25, 2021)
TD Passes	2	Clayton Tune vs. Houston (Sept. 11, 2021) Casey Thompson at Texas (Sept. 18, 2021)
Long Pass	68	Andrew Body vs. Texas Southern (Sept. 25, 2021)
Receptions	8	Jason Brownlee vs. Southern Miss (Oct. 2, 2021)
Yards Receiving	181	Ke'Lenn Davis vs. Texas Southern (Sept. 25, 2021)
TD Receptions	1	Seven times: last Chandler Pittman vs. Southern Miss (Oct. 2, 2021)
Long Reception	68	Ke'Lenn Davis vs. Texas Southern (Sept. 25, 2021)
Field Goals	2	Richard Garcia III vs. Texas Southern (Sept. 25, 2021)
Long Field Goal	45	Richard Garcia vs. Texas Southern (Sept. 25, 2021)
Punts	7	Sawyer Evans vs. Texas Southern (Sept. 25, 2021)
Punting Avg	48.7	Laine Wilkins vs. Houston (Sept. 11, 2021)
Long Punt	63	Sawyer Evans vs. Texas Southern (Sept. 25, 2021)
Punts inside 20	3	Laine Wilkins vs. Houston (Sept. 11, 2021)
Long Punt Return	10	Jonathan Giles vs. Texas Southern (Sept. 25, 2021)
Long Kickoff Return	95	Camron Harrell vs. Southern Miss (Oct. 2, 2021)
Tackles	14	Bumper Pool at Arkansas (Sept. 4, 2021)
Sacks	1.0	Seven times: last Jay Stanley vs. Southern Miss (Oct. 2, 2021)
Tackles For Loss	2.5	Logan Hall vs. Houston (Sept. 11, 2021)
Interceptions	2	Jalen Catalon at Arkansas (Sept. 4, 2021)

### Team

Rushes	44	at Arkansas (Sept. 4, 2021)
Yards Rushing	427	at Texas (Sept. 18, 2021)
Yards Per Rush	10.4	at Texas (Sept. 18, 2021)
TD Rushes	6	at Texas (Sept. 18, 2021)
Pass attempts	40	vs. Southern Miss (Oct. 2, 2021)
Pass completions	25	vs. Southern Miss (Oct. 2, 2021)
Yards Passing	357	vs. Texas Southern (Sept. 25, 2021)
Yards Per Pass	17.8	vs. Texas Southern (Sept. 25, 2021)
TD Passes	2	vs. Houston (Sept. 11, 2021) at Texas (Sept. 18, 2021)
Total Plays	71	vs. Texas Southern (Sept. 25, 2021)
Total Offense	620	at Texas (Sept. 18, 2021)
Yards Per Play	10.0	at Texas (Sept. 18, 2021)
Points	58	at Texas (Sept. 18, 2021)
Sacks By	4	vs. Houston (Sept. 11, 2021)
First Downs	26	at Texas (Sept. 18, 2021)
Penalties	13	at Arkansas (Sept. 4, 2021)
Penalty Yards	117	at Arkansas (Sept. 4, 2021)
Turnovers	4	vs. Southern Miss (Oct. 2, 2021)
Interceptions By	3	at Arkansas (Sept. 4, 2021) vs. Houston (Sept. 11, 2021)
Punts	7	vs. Texas Southern (Sept. 25, 2021)
Punting Avg	48.7	vs. Houston (Sept. 11, 2021)
Long Punt	63	vs. Texas Southern (Sept. 25, 2021)
Punts inside 20	3	vs. Houston (Sept. 11, 2021)
Long Punt Return	20	at Texas (Sept. 18, 2021)

# 2021 DRIVE SUPERLATIVES

<b>Longest Drive</b>		<b>Rice</b>	<b>Opponents</b>
No. of Plays		14 (87 yds, 5:58 TOP) at Texas results in end of half	17 (75 yds, 7:42 TOP) by Houston results in TD
By No. of Yards		87 (14p, 5:58 TOP) at Texas results in end of half	89 (5p, 2:14 TOP) by Texas results in TD
By Time of Possession		6:34 (1p, 35 yds) vs. Houston results in missed FG	8:14 (12p, 69 yds) by Texas results in turnover on downs
<b>Shortest Drive</b>		<b>Rice</b>	<b>Opponents</b>
No. of Plays		1, 2x, 1sat (38 yds; 0:09 TOP) vs. Southern Miss results in TD	1 (-5 yds, 0:03 TOP) by Southern Miss results in end of half
By No. of Yards		-3 (3p, 1:48 TOP) at Arkansas results in punt	-14 (3p, 0:56 TOP) by Southern Miss results in punt
By Time of Possession		0:09, 2x, last (1p, 38 yds) vs. Southern Miss results in TD	0:03 (1p, -5 yds) by Southern Miss results in end of half

# 2021 TURNOVERS

Opponent	Forced by Rice					Forced by Opponent			
	Fumbles	INT	Total	Pts Off	Margin	Fumbles	INT	Total	Pts Off
at Arkansas	1	1	2	0	-1	0	3	3	14
Houston	0	0	0	0	-3	0	3	3	13
at Texas	0	1	1	0	0	1	0	1	7
Texas Southern	0	1	1	0	-2	2	1	3	6
Southern Miss	0	4	4	14	4	0	0	0	0
at UTSA									
at UAB									
North Texas									
at Charlotte									
WKU									
at UTEP									
Louisiana Tech									
<b>TOTALS</b>	<b>1</b>	<b>7</b>	<b>8</b>	<b>14</b>	<b>-2</b>	<b>3</b>	<b>7</b>	<b>10</b>	<b>40</b>

# 2021 RICE BIG PLAYS

Opponent	Rushing				Passing				Special Teams	
	10-19	20-29	30-39	40+	20-29	30-39	40-49	50+	Block	Ret. TD
at Arkansas	0	0	0	0	2	1	1	0	1	0
Houston	3	1	0	0	0	0	0	0	0	0
at Texas	2	1	1	0	1	0	0	0	0	0
Texas Southern	7	1	1	1	0	1	0	1	0	0
Southern Miss	2	0	1	0	1	1	0	0	1	0
at UTSA										
at UAB										
North Texas										
at Charlotte										
WKU										
at UTEP										
Louisiana Tech										
<b>TOTALS</b>	<b>14</b>	<b>3</b>	<b>3</b>	<b>1</b>	<b>4</b>	<b>3</b>	<b>1</b>	<b>1</b>	<b>2</b>	<b>0</b>

# 2021 OPPONENT BIG PLAYS

Opponent	Rushing				Passing				Special Teams	
	10-19	20-29	30-39	40+	20-29	30-39	40-49	50+	Block	Ret. TD
at Arkansas	4	1	1	0	0	1	0	0	0	0
Houston	3	0	0	1	2	1	0	0	1	0
at Texas	5	2	0	3	3	1	0	0	1	0
Texas Southern	5	0	0	0	1	1	2	1	0	0
Southern Miss	5	0	1	0	2	1	0	0	0	1
at UTSA										
at UAB										
North Texas										
at Charlotte										
WKU										
at UTEP										
Louisiana Tech										
<b>TOTALS</b>	<b>22</b>	<b>3</b>	<b>2</b>	<b>4</b>	<b>8</b>	<b>5</b>	<b>2</b>	<b>1</b>	<b>2</b>	<b>1</b>



# TEAM STATISTICS

## Team Statistics

	RICE	OPP
<b>Scoring</b>	<b>96</b>	<b>193</b>
Points per game	19.2	38.6
Points Off Turnovers	14	40
<b>First Downs</b>	<b>92</b>	<b>109</b>
Rushing	35	49
Passing	44	50
Penalty	13	10
<b>Rushing Yardage</b>	<b>818</b>	<b>977</b>
Yards gained rushing	907	1106
Yards lost rushing	89	129
Rushing attempts	192	182
Average per rush	4.3	5.4
Average per game	163.6	195.4
TDs Rushing	8	16
<b>Passing Yardage</b>	<b>938</b>	<b>1248</b>
Comp-Att-Int	81-125-7	97-151-7
Average per pass	7.5	8.3
Average per catch	11.6	12.9
Average per game	187.6	249.6
TDs Passing	6	7
<b>Total offense</b>	<b>1756</b>	<b>2225</b>
Total plays	317	333
Average per play	5.5	6.7
Average per game	351.2	445.0
<b>Kick returns: #-Yards</b>	<b>11-242</b>	<b>12-294</b>
<b>Punt returns: #-Yards</b>	<b>3-19</b>	<b>9-69</b>
<b>Int returns: #-Yards</b>	<b>7-17</b>	<b>7-179</b>
<b>Kick return average</b>	<b>22.0</b>	<b>24.5</b>
<b>Punt return average</b>	<b>6.3</b>	<b>7.7</b>
<b>Int return average</b>	<b>2.4</b>	<b>25.6</b>
<b>Fumbles-Lost</b>	<b>7-3</b>	<b>5-0</b>
<b>Penalties-Yards</b>	<b>34-265</b>	<b>39-370</b>
Average per game	53.0	74.0
<b>Punts-Yards</b>	<b>28-1103</b>	<b>20-758</b>
Average per punt	39.4	37.9
Net punt average	33.8	35.8
<b>Kickoffs-Yards</b>	<b>22-1278</b>	<b>34-2010</b>
Average per kick	58.1	59.1
Net kick average	36.2	37.4
<b>Time of possession / game</b>	<b>31:55</b>	<b>28:10</b>
<b>3rd-down conversion</b>	<b>24/66</b>	<b>26/62</b>
3rd-down pct	36%	42%
<b>4rd-down conversion</b>	<b>2/4</b>	<b>6/8</b>



# TEAM STATISTICS

	<b>RICE</b>	<b>OPP</b>
4rd-down pct	50%	75%
<b>Sacks by-Yards</b>	<b>12-104</b>	<b>11-64</b>
<b>Misc Yards</b>	<b>0</b>	<b>0</b>
<b>Touchdowns scored</b>	<b>13</b>	<b>25</b>
<b>Field goals - attempts</b>	<b>2-5</b>	<b>5-7</b>
<b>On-Side kicks</b>	<b>0-0</b>	<b>1-1</b>
<b>Red-zone scores</b>	<b>(9-16) 56%</b>	<b>(20-22) 91%</b>
<b>Red-zone touchdowns</b>	<b>(8-16) 50%</b>	<b>(17-22) 77%</b>
<b>PAT-attempts</b>	<b>(12-13) 92%</b>	<b>(24-24) 100%</b>
<b>Attendance</b>	<b>60610</b>	<b>156044</b>
Games / Avg per game	3/20203	2/78022
Neutral site games	-	0/0

**Score by Periods**

<b>Team</b>	<b>1st</b>	<b>2nd</b>	<b>3rd</b>	<b>4th</b>	<b>OT</b>	<b>TOT</b>
Rice	21	26	35	14	0	96
Opponents	47	34	52	60	0	193



# RESULTS

## Team Results

	Date	Opponent		Score	Overall	Conf	Time	Attend
	09/04/2021	at Arkansas	L	17-38	0-1	0-0	3:34	64065
	09/11/2021	Houston	L	7-44	0-2	0-0	3:21	26253
	09/18/2021	at Texas	L	0-58	0-3	0-0	3:03	91979
	09/25/2021	Texas Southern	W	48-34	1-3	0-0	3:41	18326
*	10/02/2021	Southern Miss.	W	24-19	2-3	1-0	3:22	16031

# INDIVIDUAL STATISTICS

## Rushing

Player	gp	att	gain	loss	net	avg	td	lg	avg/g
Jordan Myers	5	53	251	7	244	4.6	5	64	48.8
Khalan Griffin	5	47	229	3	226	4.8	1	36	45.2
Ari Broussard	5	30	144	1	143	4.8	0	16	28.6
Luke McCaffrey	5	21	111	31	80	3.8	1	18	16.0
Cameron Montgomery	5	12	53	5	48	4.0	0	9	9.6
Cedric Patterson III	5	1	38	0	38	38.0	1	38	7.6
Brendan Suckley	5	4	26	0	26	6.5	0	12	5.2
Jake Bailey	5	1	14	0	14	14.0	0	14	2.8
Juma Otoviano	1	1	4	0	4	4.0	0	4	4.0
Wiley Green	2	8	11	12	-1	-0.1	0	6	-0.5
TJ McMahon	5	1	0	1	-1	-1.0	0	0	-0.2
Jake Constantine	3	13	26	29	-3	-0.2	0	9	-1.0
<b>Total</b>	<b>5</b>	<b>192</b>	<b>907</b>	<b>89</b>	<b>818</b>	<b>4.3</b>	<b>8</b>	<b>64</b>	<b>163.6</b>
<b>Opponents</b>	<b>5</b>	<b>182</b>	<b>1106</b>	<b>129</b>	<b>977</b>	<b>5.4</b>	<b>16</b>	<b>72</b>	<b>195.4</b>

## Punt Returns

Player	no.	yds	avg	td	lg
Sean Fresch	3	19	6.3	0	16
<b>Total</b>	<b>3</b>	<b>19</b>	<b>6.3</b>	<b>0</b>	<b>16</b>
<b>Opponents</b>	<b>9</b>	<b>69</b>	<b>7.7</b>	<b>0</b>	<b>20</b>

## Interceptions

Player	no.	yds	avg	td	lg
George Nyakwol	2	5	2.5	0	5
Miles McCord	1	5	5.0	0	5
Kirk Lockhart	1	0	0.0	0	0
Naeem Smith	1	7	7.0	0	7
Sean Fresch	1	0	0.0	0	0
Gabe Taylor	1	0	0.0	0	0
<b>Total</b>	<b>7</b>	<b>17</b>	<b>2.4</b>	<b>0</b>	<b>7</b>
<b>Opponents</b>	<b>7</b>	<b>179</b>	<b>25.6</b>	<b>1</b>	<b>91</b>

## Passing

Player	gp	effic	comp-att-int	pct	yds	td	lg	avg/g
Jake Constantine	3	172.8	47-61-1	77.0	562	4	73	187.3
Luke McCaffrey	5	93.2	17-33-3	51.5	196	1	35	39.2
Wiley Green	2	94.9	17-31-3	54.8	180	1	41	90.0
<b>Total</b>	<b>5</b>	<b>132.5</b>	<b>81-125-7</b>	<b>64.8</b>	<b>938</b>	<b>6</b>	<b>73</b>	<b>187.6</b>
<b>Opponents</b>	<b>5</b>	<b>139.7</b>	<b>97-151-7</b>	<b>64.2</b>	<b>1248</b>	<b>7</b>	<b>68</b>	<b>249.6</b>

## Kick Returns

Player	no.	yds	avg	td	lg
Sean Fresch	10	226	22.6	0	33
Jordan Myers	1	16	16.0	0	16
<b>Total</b>	<b>11</b>	<b>242</b>	<b>22.0</b>	<b>0</b>	<b>33</b>
<b>Opponents</b>	<b>12</b>	<b>294</b>	<b>24.5</b>	<b>1</b>	<b>95</b>

## Receiving

Player	gp	no.	yds	avg	td	lg	avg/g
Jake Bailey	5	21	232	11.0	1	39	46.4
Jordan Myers	5	17	140	8.2	1	19	28.0
Cedric Patterson III	5	10	207	20.7	1	73	41.4
Jack Bradley	5	10	93	9.3	0	16	18.6
Cameron Montgomery	5	5	21	4.2	0	12	4.2
Jaeger Bull	5	4	31	7.8	0	13	6.2
Robert French	5	4	59	14.8	1	19	11.8
August Pitre III	1	4	97	24.3	1	41	97.0
Brendan Suckley	5	2	13	6.5	0	9	2.6

## Fumble Returns

Player	no.	yds	avg	td	lg
<b>Total</b>	<b>0</b>	<b>0</b>	<b>0.0</b>	<b>0</b>	<b>0</b>
<b>Opponents</b>	<b>0</b>	<b>3</b>	<b>0.0</b>	<b>0</b>	<b>3</b>

# INDIVIDUAL STATISTICS

## Scoring

Player	td	fg	PAT						pts
			kick	rush	rcv	pass	dxp	saf	
Jordan Myers	6	-	-	-	-	-	-	-	36
Christian VanSickle	-	1-1	9-10	-	-	-	-	-	12
Cedric Patterson III	2	-	-	-	-	-	-	-	12
Luke McCaffrey	1	-	-	-	-	-	-	-	6
Robert French	1	-	-	-	-	-	-	-	6
August Pitre III	1	-	-	-	-	-	-	-	6
Jake Bailey	1	-	-	-	-	-	-	-	6
Khalan Griffin	1	-	-	-	-	-	-	-	6
Collin Riccitelli	-	1-4	3-3	-	-	-	-	-	6
<b>Total</b>	<b>13</b>	<b>2-5</b>	<b>12-13</b>	<b>0</b>	<b>0</b>	<b>0</b>	<b>0</b>	<b>0</b>	<b>96</b>
<b>Opponents</b>	<b>25</b>	<b>5-7</b>	<b>24-24</b>	<b>0</b>	<b>0</b>	<b>0</b>	<b>0</b>	<b>2</b>	<b>193</b>

## Field Goals

Player	fg	pct.	01-19	20-29	30-39	40-49	50-99	lg	blk
Collin Riccitelli	1-4	25.0	0-0	1-1	0-3	0-0	0-0	25	0
Christian VanSickle	1-1	100.0	0-0	0-0	0-0	1-1	0-0	41	0
<b>Opponents</b>	<b>5-7</b>	<b>71.4</b>	<b>0-0</b>	<b>2-2</b>	<b>2-3</b>	<b>1-2</b>	<b>0-0</b>	<b>45</b>	<b>1</b>

## FG Sequence

Team Name	Rice	Opponents
Arkansas	36,(25)	(34)
Houston	38	(38),41
Texas	30	
Southern Miss.	(41)	(26),33
Texas Southern		(26),(45)

Numbers in (parentheses) indicate field goal was made

## Total Offense

Player	g	plays	rush	pass	total	avg/g
Jake Constantine	3	74	-3	562	559	186.3
Luke McCaffrey	5	54	80	196	276	55.2
Jordan Myers	5	53	244	0	244	48.8
Khalan Griffin	5	47	226	0	226	45.2
Wiley Green	2	39	-1	180	179	89.5
Ari Broussard	5	30	143	0	143	28.6
Cameron Montgomery	5	12	48	0	48	9.6
Cedric Patterson III	5	1	38	0	38	7.6
Brendan Suckley	5	4	26	0	26	5.2
Jake Bailey	5	1	14	0	14	2.8
Juma Otoviano	1	1	4	0	4	4.0
TJ McMahon	5	1	-1	0	-1	-0.2
<b>Total</b>	<b>5</b>	<b>317</b>	<b>818</b>	<b>938</b>	<b>1756</b>	<b>351.2</b>
<b>Opponents</b>	<b>5</b>	<b>333</b>	<b>977</b>	<b>1248</b>	<b>2225</b>	<b>445.0</b>

## Punting

Player	no.	yds	avg	lg	tb	fc	i20	50+	blk
Charlie Mendes	28	1103	39.4	57	3	4	8	5	3
<b>Total</b>	<b>28</b>	<b>1103</b>	<b>39.4</b>	<b>57</b>	<b>3</b>	<b>4</b>	<b>8</b>	<b>5</b>	<b>3</b>
<b>Opponents</b>	<b>20</b>	<b>758</b>	<b>37.9</b>	<b>63</b>	<b>1</b>	<b>8</b>	<b>7</b>	<b>2</b>	<b>1</b>

## Kickoffs

Player	no.	yds	avg	tb	ob	retn	net	ydln
Christian VanSickle	16	989	61.8	2	0			
Collin Riccitelli	4	197	49.3	0	1			
Charlie Mendes	2	92	46.0	0	0			
<b>Total</b>	<b>22</b>	<b>1278</b>	<b>58.1</b>	<b>2</b>	<b>1</b>	<b>12</b>	<b>36.2</b>	<b>28</b>
<b>Opponents</b>	<b>34</b>	<b>2010</b>	<b>59.1</b>	<b>19</b>	<b>1</b>	<b>11</b>	<b>37.4</b>	<b>27</b>



# INDIVIDUAL STATISTICS

## All Purpose

Player	g	rush	rcv	pr	kr	ir	total	avg/g
Jordan Myers	5	244	140	0	16	0	400	80.0
Jake Bailey	5	14	232	0	0	0	246	49.2
Cedric Patterson III	5	38	207	0	0	0	245	49.0
Sean Fresch	5	0	0	19	226	0	245	49.0
Khalan Griffin	5	226	0	0	0	0	226	45.2
Ari Broussard	5	143	0	0	0	0	143	28.6
August Pitre III	1	0	97	0	0	0	97	97.0
Jack Bradley	5	0	93	0	0	0	93	18.6
Luke McCaffrey	5	80	0	0	0	0	80	16.0
Cameron Montgomery	5	48	21	0	0	0	69	13.8
Robert French	5	0	59	0	0	0	59	11.8
Brendan Suckley	5	26	13	0	0	0	39	7.8
Jaeger Bull	5	0	31	0	0	0	31	6.2
Bradley Rozner	1	0	30	0	0	0	30	30.0
Kobie Campbell	3	0	15	0	0	0	15	5.0
Naeem Smith	5	0	0	0	0	7	7	1.4
Miles McCord	5	0	0	0	0	5	5	1.0
George Nyakwol	5	0	0	0	0	5	5	1.0
Juma Otoviano	1	4	0	0	0	0	4	4.0
Wiley Green	2	-1	0	0	0	0	-1	-0.5
TJ McMahon	5	-1	0	0	0	0	-1	-0.2
Jake Constantine	3	-3	0	0	0	0	-3	-1.0
<b>Total</b>	<b>5</b>	<b>818</b>	<b>938</b>	<b>19</b>	<b>242</b>	<b>17</b>	<b>2034</b>	<b>406.8</b>
<b>Opponents</b>	<b>5</b>	<b>977</b>	<b>1248</b>	<b>69</b>	<b>294</b>	<b>179</b>	<b>2767</b>	<b>553.4</b>

# INDIVIDUAL DEFENSIVE STATISTICS

**Team Defense**

##	Player	gp	Tackles				tfl/yds	Sacks	Pass defense			Fumbles		blkd	
			ua	a	tot	no-yds		int-yds	brup	qbh	fr-yds	ff	kick	saf	
1	Antonio Montero	5	11	27	38	5.5-11	1-5	.	2	.	.	.	.	.	
3	Naeem Smith	5	17	14	31	.	.	1-7	3	1	.	.	.	.	
92	Elijah Garcia	5	12	16	28	3-28	3-28	.	.	.	.	.	.	.	
12	Josh Percy	5	8	17	25	2.5-14	1.5-13	.	.	.	.	.	.	.	
20	George Nyakwol	5	14	11	25	1-8	1-8	2-5	3	1	.	.	.	.	
7	Trey Schuman	3	7	17	24	2-8	1-6	.	.	.	.	1	.	.	
33	Myron Morrison	4	9	12	21	.	.	.	1	1	.	.	.	.	
10	Kenneth Orji	4	11	8	19	2-12	1-9	.	.	2	.	1	1	.	
26	Gabe Taylor	5	14	4	18	.	.	1-0	.	.	.	.	.	.	
91	Ikenna Enechukwu	5	7	11	18	4.5-22	2.5-17	.	.	2	.	1	.	.	
25	Jordan Dunbar	5	11	6	17	.	.	.	3	.	.	.	.	.	
17	Treshawn Chamberlain	3	6	9	15	.	.	.	.	.	.	.	.	.	
24	Miles McCord	4	4	8	12	0.5-1	.	1-5	2	.	.	.	.	.	
6	Desmyn Baker	3	3	6	9	1-2	.	.	.	1	.	.	.	.	
5	Chike Anigbogu	4	2	6	8	1-1	.	.	1	1	.	.	.	.	
9	Kirk Lockhart	4	2	6	8	1.5-12	1-11	1-0	.	.	.	.	.	.	
29	Sean Fresch	5	3	4	7	0.5-1	.	1-0	1	.	.	.	1	.	
95	Caleb James	3	1	4	5	.	.	.	.	.	.	.	.	.	
34	Terreance Ellis	1	1	3	4	.	.	.	.	.	.	.	.	.	
18	Miles Adams	3	1	3	4	.	.	.	.	.	.	.	.	.	
0	Adrian Bickham	3	2	2	4	.	.	.	.	.	.	.	.	.	
4	Prudy Calderon	2	1	2	3	.	.	.	.	.	.	.	.	.	
41	Plae Wyatt	2	1	2	3	.	.	.	.	.	.	.	.	.	
50	Izeya Floyd	1	.	3	3	.	.	.	.	.	.	.	.	.	
23	Isaiah Richardson	3	2	1	3	.	.	.	.	.	.	1	.	.	
15	Andrew Bird	2	2	.	2	.	.	.	.	.	.	.	.	.	
88	August Pitre III	1	2	.	2	.	.	.	.	.	.	.	.	.	
18	Robert French	2	1	1	2	.	.	.	.	.	.	.	.	.	
34	Campbell Riddle	1	.	1	1	.	.	.	.	.	.	.	.	.	
1	Cameron Montgomery	1	.	1	1	.	.	.	.	.	.	.	.	.	
35	Aidan Siano	1	1	.	1	.	.	.	.	.	.	.	.	.	
14	Jaren Banks	1	.	1	1	.	.	.	.	.	.	.	.	.	
30	Ari Broussard	1	.	1	1	.	.	.	.	.	.	.	.	.	
71	Clay Servin	1	1	.	1	.	.	.	.	.	.	.	.	.	
7	Jordan Myers	1	1	.	1	.	.	.	.	.	.	.	.	.	
31	Marcus Williams	1	1	.	1	.	.	.	.	.	.	.	.	.	
5	Wiley Green	1	.	.	.	.	.	.	.	.	1-0	.	.	.	
<b>Totals</b>		<b>5</b>	<b>159</b>	<b>210</b>	<b>369</b>	<b>25-127</b>	<b>12-104</b>	<b>7-17</b>	<b>16</b>	<b>9</b>	<b>1-0</b>	<b>4</b>	<b>2</b>	<b>0</b>	
Opponents		5	146	220	366	25-83	11-64	7-179	13	8	5-3	4	3	2	





# GAME-BY-GAME DEFENSIVE STATISTICS

## Total Tackles

Player	S-A	Total	Ark	UH	UT	TSU	USM
Antonio Montero	11-27	38	4-7	2-8	1-5	3-3	1-4
Naeem Smith	17-14	31	2-4	3-3	5-4	5-0	2-3
Elijah Garcia	12-16	28	2-2	4-2	2-7	2-1	2-4
George Nyakwol	14-11	25	0-4	0-2	2-1	7-0	5-4
Josh Pearcy	8-17	25	1-2	0-2	1-3	4-1	2-9
Trey Schuman	7-17	24	3-4	2-5	-	DNP	2-8
Myron Morrison	9-12	21	3-6	2-3	-	4-0	0-3
Kenneth Orji	11-8	19	2-2	3-2	2-3	4-1	DNP
Gabe Taylor	14-4	18	1-1	3-1	7-0	3-1	0-1
Ikenna Enechukwu	7-11	18	0-3	0-2	2-1	3-1	2-4
Jordan Dunbar	11-6	17	1-0	4-3	-	3-1	3-2
Treshawn Chamberlain	6-9	15	4-7	1-0	DNP	DNP	1-2
Miles McCord	4-8	12	0-2	2-1	1-4	-	1-1
Desmyn Baker	3-6	9	1-1	1-3	DNP	DNP	1-2
Kirk Lockhart	2-6	8	DNP	1-0	0-2	1-2	0-2
Chike Anigbogu	2-6	8	1-0	0-1	-	1-2	0-3
Sean Fresch	3-4	7	-	0-2	2-1	1-1	-
Caleb James	1-4	5	-	0-1	0-2	1-1	-
Adrian Bickham	2-2	4	-	0-1	2-0	-	0-1
Terreance Ellis	1-3	4	DNP	DNP	1-3	-	-
Miles Adams	1-3	4	0-2	0-1	-	1-0	-
Isaiah Richardson	2-1	3	1-0	0-1	1-0	-	-
Prudy Calderon	1-2	3	DNP	DNP	0-2	-	1-0
Plae Wyatt	1-2	3	-	-	-	0-2	1-0
Izeya Floyd	0-3	3	-	-	0-3	-	DNP
Andrew Bird	2-0	2	-	1-0	-	1-0	DNP
August Pitre III	2-0	2	2-0	DNP	DNP	DNP	DNP
Robert French	1-1	2	-	-	-	1-0	0-1
Marcus Williams	1-0	1	1-0	DNP	DNP	DNP	DNP
Aidan Siano	1-0	1	-	-	-	-	1-0
Clay Servin	1-0	1	1-0	-	-	-	-
Jordan Myers	1-0	1	-	-	-	-	1-0
Ari Broussard	0-1	1	0-1	-	-	-	-
Jaren Banks	0-1	1	0-1	DNP	DNP	DNP	DNP
Campbell Riddle	0-1	1	0-1	-	-	-	-
Cameron Montgomery	0-1	1	-	-	-	0-1	-

# GAME-BY-GAME DEFENSIVE STATISTICS

Player	UA-A	Total	Ark	UH	UT	TSU	USM
Elijah Garcia	3-0	3	-	1-6	-	-	2-22
Ikenna Enechukwu	2-1	2.5	0.5-4	-	-	1-7	1-6
Josh Percy	1-1	1.5	0.5-4	-	-	1-9	-
Antonio Montero	1-0	1	1-5	-	-	-	-
Trey Schuman	1-0	1	-	-	-	DNP	1-6
Kirk Lockhart	1-0	1	DNP	1-11	-	-	-
Kenneth Orji	1-0	1	-	1-9	-	-	DNP
George Nyakwol	1-0	1	-	-	-	-	1-8

## Punt Returns

Player	No-Yds	Ark	UH	UT	TSU	USM
Sean Fresch	3-19	1-16	-	-	2-3	-

## Kick Returns

Player	No-Yds	Ark	UH	UT	TSU	USM
Sean Fresch	10-226	-	2-39	3-68	4-103	1-16
Jordan Myers	1-16	1-16	-	-	-	-

## Interceptions Returns

Player	No-Yds	Ark	UH	UT	TSU	USM
George Nyakwol	2-5	-	-	-	1-5	1-0
Naeem Smith	1-7	-	-	-	-	1-7
Miles McCord	1-5	-	-	-	-	1-5
Kirk Lockhart	1-0	DNP	-	-	-	1-0
Gabe Taylor	1-0	-	-	1-0	-	-
Sean Fresch	1-0	1-0	-	-	-	-

## Fumble Returns

Player	No-Yds	Ark	UH	UT	TSU	USM
--------	--------	-----	----	----	-----	-----



# GAME-BY-GAME PASSING STATISTICS

#5 Wiley Green	Comp	Att	Int	Pct	Yards	TD	Long	Sacked	Effic.
Arkansas	12	25	3	48.0	152	1	41	2-11	88.3
Texas	5	6	0	83.3	28	0	9	1-1	122.5
<b>Totals</b>	<b>17</b>	<b>31</b>	<b>3</b>	<b>54.8</b>	<b>180</b>	<b>1</b>	<b>41</b>	<b>3-12</b>	<b>94.9</b>

#10 Jake Constantine	Comp	Att	Int	Pct	Yards	TD	Long	Sacked	Effic.
Texas	12	15	0	80.0	80	0	21	2-7	124.8
Texas Southern	18	23	1	78.3	271	1	73	1-3	182.9
Southern Miss.	17	23	0	73.9	211	3	39	1-12	194.0
<b>Totals</b>	<b>47</b>	<b>61</b>	<b>1</b>	<b>77.0</b>	<b>562</b>	<b>4</b>	<b>73</b>	<b>4-22</b>	<b>172.8</b>

#12 Luke McCaffrey	Comp	Att	Int	Pct	Yards	TD	Long	Sacked	Effic.
Arkansas	5	10	0	50.0	75	0	35	0-0	113.0
Houston	9	19	3	47.4	86	1	15	4-30	71.2
Texas	2	3	0	66.7	20	0	11	0-0	122.7
Southern Miss.	1	1	0	100.0	15	0	15	0-0	226.0
<b>Totals</b>	<b>17</b>	<b>33</b>	<b>3</b>	<b>51.5</b>	<b>196</b>	<b>1</b>	<b>35</b>	<b>4-30</b>	<b>93.2</b>

# GAME-BY-GAME RUSHING & RECEIVING STATISTICS

**Rushing**

Player	No-Yds/TD	Ark	UH	UT	TSU	USM
Jordan Myers	53-244/5	10-23/1	-	7-41/0	26-160/4	10-20/0
Khalan Griffin	47-226/1	13-35/0	19-86/0	7-52/0	5-43/1	3-10/0
Ari Broussard	30-143/0	6-19/0	8-37/0	6-25/0	4-37/0	6-25/0
Luke McCaffrey	21-80/1	4-8/0	8-3/0	1-5/0	6-48/1	2-16/0
Jake Constantine	13--3/0	DNP	DNP	3--2/0	3-1/0	7--2/0
Cameron Montgomery	12-48/0	1--2/0	-	2-12/0	5-27/0	4-11/0
Wiley Green	8--1/0	4--9/0	DNP	4-8/0	DNP	DNP
Brendan Suckley	4-26/0	1-7/0	1-0/0	-	2-19/0	-
Cedric Patterson III	1-38/1	-	-	-	-	1-38/1
Jake Bailey	1-14/0	-	-	-	1-14/0	-
Juma Otoviano	1-4/0	DNP	DNP	1-4/0	DNP	DNP
TJ McMahon	1--1/0	-	-	1--1/0	-	-

**Receiving**

Player	No-Yds/TD	Ark	UH	UT	TSU	USM
Jake Bailey	21-232/1	4-47/0	1-15/0	4-22/0	7-65/0	5-83/1
Jordan Myers	17-140/1	2-11/0	5-41/1	4-19/0	4-48/0	2-21/0
Cedric Patterson III	10-207/1	1-15/0	2-26/0	1-21/0	3-108/1	3-37/0
Jack Bradley	10-93/0	1-5/0	-	3-25/0	1-16/0	5-47/0
Cameron Montgomery	5-21/0	-	-	3-9/0	1-12/0	1-0/0
August Pitre III	4-97/1	4-97/1	DNP	DNP	DNP	DNP
Robert French	4-59/1	1-8/0	-	1-13/0	-	2-38/1
Jaeger Bull	4-31/0	2-14/0	-	1-4/0	1-13/0	-
Bradley Rozner	2-30/0	2-30/0	DNP	DNP	DNP	DNP
Kobie Campbell	2-15/0	-	-	2-15/0	DNP	DNP
Brendan Suckley	2-13/0	-	1-4/0	-	1-9/0	-



# CONVERSIONS AND TIME OF POSSESSION

## 3rd-Down Conversions

Date	Opponent	Score	Overall	1st Qtr	2nd Qtr	3rd Qtr	4th Qtr	Overtime
09/04/2021	at Arkansas	L 17-38	4-16 25.0	1-4 25.0	1-5 20.0	0-2 0.0	2-5 40.0	0-0 0.0
09/11/2021	Houston	L 7-44	5-13 38.5	0-3 0.0	3-4 75.0	0-1 0.0	2-5 40.0	0-0 0.0
09/18/2021	at Texas	L 0-58	5-13 38.5	1-4 25.0	1-3 33.3	0-2 0.0	3-4 75.0	0-0 0.0
09/25/2021	Texas Southern	W 48-34	2-8 25.0	0-2 0.0	1-4 25.0	0-0 0.0	1-2 50.0	0-0 0.0
10/02/2021	Southern Miss.	W 24-19	8-16 50.0	2-4 50.0	1-3 33.3	4-5 80.0	1-4 25.0	0-0 0.0
<b>Rice</b>			<b>24-66 36.4</b>	<b>4-17 23.5</b>	<b>7-19 36.8</b>	<b>4-10 40.0</b>	<b>9-20 45.0</b>	<b>0-0 0.0</b>
<b>Opponents</b>			<b>26-62 41.9</b>	<b>7-16 43.8</b>	<b>6-16 37.5</b>	<b>8-15 53.3</b>	<b>5-15 33.3</b>	<b>0-0 0.0</b>

## 4th-Down Conversions

Date	Opponent	Score	Overall	1st Qtr	2nd Qtr	3rd Qtr	4th Qtr	Overtime
09/04/2021	at Arkansas	L 17-38	1-2 50.0	0-0 0.0	0-0 0.0	0-1 0.0	1-1 100.0	0-0 0.0
09/11/2021	Houston	L 7-44	0-0 0.0	0-0 0.0	0-0 0.0	0-0 0.0	0-0 0.0	0-0 0.0
09/18/2021	at Texas	L 0-58	0-0 0.0	0-0 0.0	0-0 0.0	0-0 0.0	0-0 0.0	0-0 0.0
09/25/2021	Texas Southern	W 48-34	1-2 50.0	0-0 0.0	1-2 50.0	0-0 0.0	0-0 0.0	0-0 0.0
10/02/2021	Southern Miss.	W 24-19	0-0 0.0	0-0 0.0	0-0 0.0	0-0 0.0	0-0 0.0	0-0 0.0
<b>Rice</b>			<b>2-4 50.0</b>	<b>0-0 0.0</b>	<b>1-2 50.0</b>	<b>0-1 0.0</b>	<b>1-1 100.0</b>	<b>0-0 0.0</b>
<b>Opponents</b>			<b>6-8 75.0</b>	<b>1-1 100.0</b>	<b>0-0 0.0</b>	<b>3-4 75.0</b>	<b>2-3 66.7</b>	<b>0-0 0.0</b>

## Time of Possession

Date	Opponent	Score	Overall	1st Qtr	2nd Qtr	3rd Qtr	4th Qtr	Overtime
09/04/2021	at Arkansas	L 17-38	33:54	08:51	08:47	07:07	09:09	00:00
09/11/2021	Houston	L 7-44	27:59	03:20	13:05	02:49	08:45	00:00
09/18/2021	at Texas	L 0-58	30:34	08:49	07:18	06:39	07:48	00:00
09/25/2021	Texas Southern	W 48-34	35:26	06:56	10:34	08:19	09:37	00:00
10/02/2021	Southern Miss.	W 24-19	31:41	06:57	06:35	11:08	07:01	00:00
<b>Rice</b>			<b>Total 159:34</b>	<b>34:53</b>	<b>46:19</b>	<b>36:02</b>	<b>42:20</b>	<b>00:00</b>
			<b>Avg. 31:55</b>	<b>06:59</b>	<b>09:16</b>	<b>07:12</b>	<b>08:28</b>	<b>00:00</b>
<b>Opponents</b>			<b>Total 140:48</b>	<b>35:41</b>	<b>33:29</b>	<b>32:56</b>	<b>38:42</b>	<b>00:00</b>
			<b>Avg. 28:10</b>	<b>07:08</b>	<b>06:42</b>	<b>06:35</b>	<b>07:44</b>	<b>00:00</b>

# TEAM GAME-BY-GAME STATISTICS

Date	Opponent	Rushing				Receiving				Passing				Kick Returns				Punt Returns				tot off
		no.	yds	td	lg	no.	yds	td	lg	cmp-att-int	yds	td	lg	no.	yds	td	lg	no.	yds	td	lg	
09/04/2021	at Arkansas	39	81	1	7	17	227	1	41	17-35-3	227	1	41	1	16	0	16	1	16	0	16	308
09/11/2021	Houston	36	126	0	21	9	86	1	15	9-19-3	86	1	15	2	39	0	20	0	0	0	0	212
09/18/2021	at Texas	32	144	0	31	19	128	0	21	19-24-0	128	0	21	3	68	0	24	0	0	0	0	272
09/25/2021	Texas Southern	52	349	6	64	18	271	1	73	18-23-1	271	1	73	4	103	0	33	2	3	0	3	620
10/02/2021	Southern Miss.	33	118	1	38	18	226	2	39	18-24-0	226	3	39	1	16	0	16	0	0	0	0	344
<b>Rice</b>		<b>192</b>	<b>818</b>	<b>8</b>	<b>64</b>	<b>81</b>	<b>938</b>	<b>5</b>	<b>73</b>	<b>81-125-7</b>	<b>938</b>	<b>6</b>	<b>73</b>	<b>11</b>	<b>242</b>	<b>0</b>	<b>33</b>	<b>3</b>	<b>19</b>	<b>0</b>	<b>16</b>	<b>1756</b>
<b>Opponents</b>		<b>182</b>	<b>977</b>	<b>16</b>	<b>72</b>	<b>97</b>	<b>1248</b>	<b>7</b>	<b>68</b>	<b>97-151-7</b>	<b>1248</b>	<b>7</b>	<b>68</b>	<b>12</b>	<b>294</b>	<b>1</b>	<b>95</b>	<b>9</b>	<b>69</b>	<b>0</b>	<b>20</b>	<b>2225</b>

**Rice Averages**

Games	Avg/ rush	Avg/ catch	Pass effic	KR avg	PR avg	All purpose avg/game	Total offense avg/game
5	4.3	11.6	132.5	22.0	6.3	406.8	351.2

Date	Opponent	ua	Tackles			Sacks no-yds	Fumble		Pass Defense			blkd kick	PAT attempts			off		
			a	total	tfl-yds		ff	fr-yds	int-yds	qbh	brup		kick	rush	rcv	saf	t/o	pts
09/04/2021	at Arkansas	30	50	80	3.0-15	2-13	1	1-0	1-0	2	1	1	2-2	0	0	0	0	17
09/11/2021	Houston	29	44	73	6.0-30	3-26	2	0-0	0-0	1	5	0	1-1	0	0	0	0	7
09/18/2021	at Texas	31	42	73	1.0-1	0-0	0	0-0	1-0	1	2	0	0-0	0	0	0	0	0
09/25/2021	Texas Southern	43	20	63	6.0-32	2-23	1	0-0	1-5	3	3	0	6-7	0	0	0	0	48
10/02/2021	Southern Miss.	26	54	80	9.0-49	5-42	0	0-0	4-12	2	5	1	3-3	0	0	0	14	24
<b>Rice</b>		<b>159</b>	<b>210</b>	<b>369</b>	<b>25.0-127</b>	<b>12-104</b>	<b>4</b>	<b>1-0</b>	<b>7-17</b>	<b>9</b>	<b>16</b>	<b>2</b>	<b>12-13</b>	<b>0</b>	<b>0</b>	<b>0</b>	<b>14</b>	<b>96</b>
<b>Opponents</b>		<b>146</b>	<b>220</b>	<b>366</b>	<b>25.0-83</b>	<b>11-64</b>	<b>4</b>	<b>5-3</b>	<b>7-179</b>	<b>8</b>	<b>13</b>	<b>3</b>	<b>24-24</b>	<b>0</b>	<b>0</b>	<b>2</b>	<b>40</b>	<b>193</b>

Date	Opponent	Punting								Field Goals			Kickoffs					
		no.	yds	avg	long	blkd	tb	fc	50+	i20	md-att	long	blkd	no.	yds	avg	tb	ob
09/04/2021	at Arkansas	6	242	40.3	49	0	2	0	0	2	1-2	25	0	4	253	63.3	0	0
09/11/2021	Houston	6	226	37.7	55	2	0	1	1	2	0-1	0	0	2	108	54.0	0	0
09/18/2021	at Texas	7	251	35.9	56	1	0	2	2	2	0-1	0	0	2	79	39.5	0	0
09/25/2021	Texas Southern	3	122	40.7	57	0	0	1	1	1	0-0	0	0	8	482	60.3	1	1
10/02/2021	Southern Miss.	6	262	43.7	52	0	1	0	1	1	1-1	41	0	6	356	59.3	1	0
<b>Rice</b>		<b>28</b>	<b>1103</b>	<b>39.4</b>	<b>57</b>	<b>3</b>	<b>3</b>	<b>4</b>	<b>5</b>	<b>8</b>	<b>2-5</b>	<b>41</b>	<b>0</b>	<b>22</b>	<b>1278</b>	<b>58.1</b>	<b>2</b>	<b>1</b>
<b>Opponents</b>		<b>20</b>	<b>758</b>	<b>37.9</b>	<b>63</b>	<b>1</b>	<b>1</b>	<b>8</b>	<b>2</b>	<b>7</b>	<b>5-7</b>	<b>45</b>	<b>1</b>	<b>34</b>	<b>2010</b>	<b>59.1</b>	<b>19</b>	<b>1</b>



# OPPONENT GAME-BY-GAME STATISTICS

Date	Opponent	Rushing				Receiving				Passing				Kick Returns				Punt Returns				tot off
		no.	yds	td	lg	no.	yds	td	lg	cmp-att-int	yds	td	lg	no.	yds	td	lg	no.	yds	td	lg	
09/04/2021	at Arkansas	44	245	4	38	12	128	1	31	12-21-1	128	1	31	4	108	0	42	1	4	0	4	373
09/11/2021	Houston	35	144	3	42	23	249	2	35	23-33-0	249	2	35	1	2	0	2	0	0	0	0	393
09/18/2021	at Texas	41	427	6	72	17	193	2	31	17-21-1	193	2	31	0	0	0	0	4	40	0	20	620
09/25/2021	Texas Southern	35	104	3	18	20	357	1	68	20-36-1	357	1	68	4	69	0	24	1	10	0	10	461
10/02/2021	Southern Miss.	27	57	0	17	25	321	1	32	25-40-4	321	1	32	3	115	1	95	3	15	0	9	378
<b>Opponents</b>		<b>182</b>	<b>977</b>	<b>16</b>	<b>72</b>	<b>97</b>	<b>1248</b>	<b>7</b>	<b>68</b>	<b>97-151-7</b>	<b>1248</b>	<b>7</b>	<b>68</b>	<b>12</b>	<b>294</b>	<b>1</b>	<b>95</b>	<b>9</b>	<b>69</b>	<b>0</b>	<b>20</b>	<b>2225</b>
<b>Rice</b>		<b>192</b>	<b>818</b>	<b>8</b>	<b>64</b>	<b>81</b>	<b>938</b>	<b>5</b>	<b>73</b>	<b>81-125-7</b>	<b>938</b>	<b>6</b>	<b>73</b>	<b>11</b>	<b>242</b>	<b>0</b>	<b>33</b>	<b>3</b>	<b>19</b>	<b>0</b>	<b>16</b>	<b>1756</b>

## Opponents Averages

Games	Avg/ rush	Avg/ catch	Pass effic	KR avg	PR avg	All purpose avg/game	Total offense avg/game
5	5.4	12.9	139.7	24.5	7.7	553.4	445.0

Date	Opponent	ua	Tackles			Sacks	Fumble		Pass Defense			blkd kick	PAT attempts			off		
			a	total	tfl-yds		no-yds	ff	fr-yds	int-yds	qbh		brup	kick	kick	rush	rcv	saf
09/04/2021	at Arkansas	27	54	81	7.0-18	2-11	1	0-0	3-88	5	3	0	5-5	0	0	0	14	38
09/11/2021	Houston	21	50	71	7.0-33	4-30	0	1-0	3-91	2	3	2	5-5	0	0	0	13	44
09/18/2021	at Texas	28	44	72	4.0-9	3-8	2	1-0	0-0	1	2	1	8-8	0	0	1	7	58
09/25/2021	Texas Southern	49	28	77	3.0-6	1-3	1	3-3	1-0	0	3	0	4-4	0	0	0	6	34
10/02/2021	Southern Miss.	21	44	65	4.0-17	1-12	0	0-0	0-0	0	2	0	2-2	0	0	1	0	19
<b>Opponents</b>		<b>146</b>	<b>220</b>	<b>366</b>	<b>25.0-83</b>	<b>11-64</b>	<b>4</b>	<b>5-3</b>	<b>7-179</b>	<b>8</b>	<b>13</b>	<b>3</b>	<b>24-24</b>	<b>0</b>	<b>0</b>	<b>2</b>	<b>40</b>	<b>193</b>
<b>Rice</b>		<b>159</b>	<b>210</b>	<b>369</b>	<b>25.0-127</b>	<b>12-104</b>	<b>4</b>	<b>1-0</b>	<b>7-17</b>	<b>9</b>	<b>16</b>	<b>2</b>	<b>12-13</b>	<b>0</b>	<b>0</b>	<b>0</b>	<b>14</b>	<b>96</b>

Date	Opponent	Punting										Field Goals			Kickoffs			
		no.	yds	avg	long	blkd	tb	fc	50+	i20	md-att	long	blkd	no.	yds	avg	tb	ob
09/04/2021	at Arkansas	6	190	31.7	45	1	0	2	0	1	1-1	34	0	7	452	64.6	6	0
09/11/2021	Houston	3	146	48.7	51	0	0	1	1	3	1-2	38	0	8	455	56.9	5	0
09/18/2021	at Texas	0	0	0.0	0	0	0	0	0	0	0-0	0	0	9	583	64.8	6	0
09/25/2021	Texas Southern	7	278	39.7	63	0	1	3	1	1	2-2	45	0	6	310	51.7	0	1
10/02/2021	Southern Miss.	4	144	36.0	40	0	0	2	0	2	1-2	26	1	4	210	52.5	2	0
<b>Opponents</b>		<b>20</b>	<b>758</b>	<b>37.9</b>	<b>63</b>	<b>1</b>	<b>1</b>	<b>8</b>	<b>2</b>	<b>7</b>	<b>5-7</b>	<b>45</b>	<b>1</b>	<b>34</b>	<b>2010</b>	<b>59.1</b>	<b>19</b>	<b>1</b>
<b>Rice</b>		<b>28</b>	<b>1103</b>	<b>39.4</b>	<b>57</b>	<b>3</b>	<b>3</b>	<b>4</b>	<b>5</b>	<b>8</b>	<b>2-5</b>	<b>41</b>	<b>0</b>	<b>22</b>	<b>1278</b>	<b>58.1</b>	<b>2</b>	<b>1</b>

# RED ZONE

## Rice Inside Opponent Red-Zone

Date	Opponent	Score	Times	Times	Total						Failed to score inside RZ				
			In RZ	Scored	Pts	TDs	Rush TDs	Pass TDs	FGs Made	FGA	Down	Int	Fumb	Half	Game
09/04/2021	at Arkansas	L 17-38	4	2	10	1	1	0	1	2	1	0	0	0	0
09/11/2021	Houston	L 7-44	3	1	7	1	0	1	0	1	0	1	0	0	
09/18/2021	at Texas	L 0-58	2	0	0	0	0	0	0	1	0	0	0	0	
09/25/2021	Texas Southern	W 48-34	6	5	34	5	5	0	0	0	0	0	0	0	
10/02/2021	Southern Miss.	W 24-19	1	1	7	1	0	1	0	0	0	0	0	0	
<b>Totals 9 of 16 (56.3%)</b>			<b>16</b>	<b>9</b>	<b>58</b>	<b>8</b>	<b>6</b>	<b>2</b>	<b>1</b>	<b>4</b>	<b>1</b>	<b>1</b>	<b>0</b>	<b>0</b>	

## Opponents Inside Rice Red-Zone

Date	Opponent	Score	Times	Times	Total						Failed to score inside RZ				
			In RZ	Scored	Pts	TDs	Rush TDs	Pass TDs	FGs Made	FGA	Down	Int	Fumb	Half	Game
09/04/2021	Arkansas	L 17-38	5	5	31	4	3	1	1	1	0	0	0	0	
09/11/2021	Houston	L 7-44	4	4	28	4	3	1	0	0	0	0	0	0	
09/18/2021	Texas	L 0-58	6	5	35	5	3	2	0	0	1	0	0	0	
09/25/2021	Texas Southern	W 48-34	5	5	31	4	3	1	1	1	0	0	0	0	
10/02/2021	Southern Miss.	W 24-19	2	1	3	0	0	0	1	2	0	0	0	0	
<b>Totals 20 of 22 (90.9%)</b>			<b>22</b>	<b>20</b>	<b>128</b>	<b>17</b>	<b>12</b>	<b>5</b>	<b>3</b>	<b>4</b>	<b>1</b>	<b>0</b>	<b>0</b>	<b>0</b>	





# PLAY BREAKDOWN

## 20-YARD PLUS PLAYS

Yds	Type	Players	Opponent
* 73	Pass	Cedric Patterson III from Jake Constantine	Texas Southern
* 64	Rush	Jordan Myers	Texas Southern
* 41	Pass	August Pitre III from Wiley Green	Arkansas
* 39	Pass	Jake Bailey from Jake Constantine	Southern Miss
* 38	Rush	Cedric Patterson III	Southern Miss
36	Rush	Khalan Griffin	Texas Southern
35	Pass	August Pitre from Luke McCaffrey	Arkansas
33	KR	Sean Fresch	Texas Southern
31	Rush	Khalan Griffin	Texas
31	Pass	Cedric Patterson III from Jake Constantine	Texas Southern
24	KR	Sean Fresch	Texas
24	KR	Sean Fresch	Texas
23	Rush	Jordan Myers	Texas
21	Rush	Khalan Griffin	Houston
21	Pass	Cedric Patterson III from Jake Constantine	Texas
21	KR	Sean Fresch	Texas Southern
21	Pass	Jake Bailey from Jake Constantine	Southern Miss
20	Pass	Jake Bailey from Wiley Green	Arkansas
20	Pass	Bradley Rozner from Wiley Green	Arkansas
20	KR	Sean Fresch	Houston
20	KR	Sean Fresch	Texas
20	Rush	Jordan Myers	Texas Southern

\* touchdown scored on play

## LONG PLAYS BY THE NUMBERS

Long Plays by Yards	No.	TD
100+ .....	0	0
90-99 .....	0	0
80-89 .....	0	0
70-79 .....	1	1
60-69 .....	1	1
50-59 .....	0	0
40-49 .....	1	1
30-39 .....	7	2
20-29 .....	12	0

20+ Yard Plays by Type	No.	TD
Rushing .....	7	2
Passing .....	9	3
Punt returns.....	0	0
Kick returns.....	6	0
Interceptions.....	0	0
Fumble returns.....	0	0
Other.....	0	0
<b>TOTAL.....</b>	<b>19</b>	<b>3</b>

## 20+ Yard Plays by Player

Player	No.	TD	R	P	KR	PR	IR	FR
Sean Fresch.....	6	0	0	0	6	0	0	0
Cedric Patterson III.....	4	2	1	3	0	0	0	0
Jake Bailey.....	3	1	0	3	0	0	0	0
Khalan Griffin.....	3	0	3	0	0	0	0	0
Jordan Myers.....	3	1	3	0	0	0	0	0
August Pitre III.....	2	1	0	2	0	0	0	0
Bradley Rozner.....	1	0	0	1	0	0	0	0
<b>TOTAL.....</b>	<b>22</b>	<b>5</b>	<b>7</b>	<b>9</b>	<b>6</b>	<b>0</b>	<b>0</b>	<b>0</b>

## LONGEST PLAYS OF THE YEAR

### Rushing

64 Jordan Myers vs. Texas Southern (9/25/2021)

### Rushing Touchdown

64 Jordan Myers vs. Texas Southern (9/25/2021)

### Passing

73 Cedric Patterson III from Jake Constantine vs. Texas Southern (9/25/2021)

### Passing Touchdown

73 Cedric Patterson III from Jake Constantine vs. Texas Southern (9/25/2021)

### Punt Return

16 Sean Fresch at Arkansas (9/4/2021)

### Kick Return

33 Sean Fresch vs. Texas Southern (9/25/2021)

### Interception Return

8 George Nyakwol vs. Texas Southern (9/25/2021)

### Fumble Return

None

### Field Goal Return


None


### Punt

57 Charlie Mendes vs. Texas Southern (9/25/2021)

### Field Goal

41 Christian VanSickle vs. Southern Miss (10/2/2021)

Sept. 4, 2021 • Donald W. Reynolds Razorback Stadium • Fayetteville, Ark.																																																																													
	<b>RICE</b>					<b>17</b>																																																																							
	<b>ARKANSAS</b>					<b>38</b>																																																																							
<p><b>HOUSTON, Texas</b> - Rice held a 17-7 lead in the third quarter, but Arkansas took advantage of three Wiley Green second half interceptions as Rice fell, 38-17, Saturday afternoon from Donald W. Reynolds Razoback Stadium in both team's season opener.</p>																																																																													
<table border="0"> <tr> <td><b>Score by Quarters</b></td> <td><b>1</b></td> <td><b>2</b></td> <td><b>3</b></td> <td><b>4</b></td> <td><b>F</b></td> <td></td> </tr> <tr> <td>Rice Owls</td> <td>0</td> <td>10</td> <td>7</td> <td>0</td> <td>17</td> <td>Record: (0-1, 0-0)</td> </tr> <tr> <td>Arkansas Razorbacks</td> <td>7</td> <td>0</td> <td>10</td> <td>21</td> <td>38</td> <td>Record: (1-0, 0-0)</td> </tr> </table>						<b>Score by Quarters</b>	<b>1</b>	<b>2</b>	<b>3</b>	<b>4</b>	<b>F</b>		Rice Owls	0	10	7	0	17	Record: (0-1, 0-0)	Arkansas Razorbacks	7	0	10	21	38	Record: (1-0, 0-0)																																																			
<b>Score by Quarters</b>	<b>1</b>	<b>2</b>	<b>3</b>	<b>4</b>	<b>F</b>																																																																								
Rice Owls	0	10	7	0	17	Record: (0-1, 0-0)																																																																							
Arkansas Razorbacks	7	0	10	21	38	Record: (1-0, 0-0)																																																																							
<p><b>Scoring Summary</b></p> <p>1st 08:23 ARK - Jefferson 34-yd run (Little kick)            2nd 11:55 RICE - Riccitelli 25-yd field goal            04:19 RICE - Myers 1-yd run (Riccitelli kick)            3rd 10:28 RICE - Pitre III 41-yd pass from Green (Riccitelli kick)            08:11 ARK - Jefferson 5-yd run (Little kick)            00:18 ARK - Little 34-yd field goal            4th 12:44 ARK - Smith 2-yd run (Little kick)            04:07 ARK - Morris 9-yd pass from Jefferson (Little kick)            00:58 ARK - Johnson 3-yd run (Little kick)</p>																																																																													
<table border="0"> <tr> <td></td> <td><b>RICE</b></td> <td><b>ARK</b></td> </tr> <tr> <td><b>FIRST DOWNS</b></td> <td><b>19</b></td> <td><b>18</b></td> </tr> <tr> <td>Rushing</td> <td>1</td> <td>12</td> </tr> <tr> <td>Passing</td> <td>12</td> <td>4</td> </tr> <tr> <td>Penalty</td> <td>6</td> <td>2</td> </tr> <tr> <td>Rushing Attempts</td> <td>39</td> <td>44</td> </tr> <tr> <td>Yds Gained Rushing</td> <td>99</td> <td>254</td> </tr> <tr> <td>Yds Lost Rushing</td> <td>18</td> <td>19</td> </tr> <tr> <td><b>NET YDS RUSHING</b></td> <td><b>81</b></td> <td><b>245</b></td> </tr> <tr> <td><b>NET YDS PASSING</b></td> <td><b>227</b></td> <td><b>128</b></td> </tr> <tr> <td>Comp-Att-Int</td> <td>17-35-3</td> <td>12-21-1</td> </tr> <tr> <td><b>TOTAL PLAYS-YDS</b></td> <td><b>74-308</b></td> <td><b>65-373</b></td> </tr> <tr> <td>Fumbles-Lost</td> <td>1-0</td> <td>2-0</td> </tr> <tr> <td>Penalties-Yards</td> <td>10-60</td> <td>13-117</td> </tr> <tr> <td>Punts-Avg</td> <td>6-40.3</td> <td>6-31.7</td> </tr> <tr> <td>Punt Ret-Yds-TD</td> <td>2-19-0</td> <td>1-4-0</td> </tr> <tr> <td>KO Ret-Yds-TD</td> <td>1-16-0</td> <td>4-108-0</td> </tr> <tr> <td>INT Ret-Yds-TD</td> <td>1-0-0</td> <td>3-88-0</td> </tr> <tr> <td>Possession Time</td> <td>33:54</td> <td>26:06</td> </tr> <tr> <td>Third Down Conv</td> <td>4 of 15</td> <td>3 of 11</td> </tr> <tr> <td>Fourth Down Conv</td> <td>1 of 2</td> <td>0 of 1</td> </tr> <tr> <td>Red Zone Scores-Att</td> <td>2-4</td> <td>5-5</td> </tr> <tr> <td>Sacks-Yds</td> <td>2-13</td> <td>2-11</td> </tr> <tr> <td>Field Goals</td> <td>1-2</td> <td>1-1</td> </tr> </table>							<b>RICE</b>	<b>ARK</b>	<b>FIRST DOWNS</b>	<b>19</b>	<b>18</b>	Rushing	1	12	Passing	12	4	Penalty	6	2	Rushing Attempts	39	44	Yds Gained Rushing	99	254	Yds Lost Rushing	18	19	<b>NET YDS RUSHING</b>	<b>81</b>	<b>245</b>	<b>NET YDS PASSING</b>	<b>227</b>	<b>128</b>	Comp-Att-Int	17-35-3	12-21-1	<b>TOTAL PLAYS-YDS</b>	<b>74-308</b>	<b>65-373</b>	Fumbles-Lost	1-0	2-0	Penalties-Yards	10-60	13-117	Punts-Avg	6-40.3	6-31.7	Punt Ret-Yds-TD	2-19-0	1-4-0	KO Ret-Yds-TD	1-16-0	4-108-0	INT Ret-Yds-TD	1-0-0	3-88-0	Possession Time	33:54	26:06	Third Down Conv	4 of 15	3 of 11	Fourth Down Conv	1 of 2	0 of 1	Red Zone Scores-Att	2-4	5-5	Sacks-Yds	2-13	2-11	Field Goals	1-2	1-1
	<b>RICE</b>	<b>ARK</b>																																																																											
<b>FIRST DOWNS</b>	<b>19</b>	<b>18</b>																																																																											
Rushing	1	12																																																																											
Passing	12	4																																																																											
Penalty	6	2																																																																											
Rushing Attempts	39	44																																																																											
Yds Gained Rushing	99	254																																																																											
Yds Lost Rushing	18	19																																																																											
<b>NET YDS RUSHING</b>	<b>81</b>	<b>245</b>																																																																											
<b>NET YDS PASSING</b>	<b>227</b>	<b>128</b>																																																																											
Comp-Att-Int	17-35-3	12-21-1																																																																											
<b>TOTAL PLAYS-YDS</b>	<b>74-308</b>	<b>65-373</b>																																																																											
Fumbles-Lost	1-0	2-0																																																																											
Penalties-Yards	10-60	13-117																																																																											
Punts-Avg	6-40.3	6-31.7																																																																											
Punt Ret-Yds-TD	2-19-0	1-4-0																																																																											
KO Ret-Yds-TD	1-16-0	4-108-0																																																																											
INT Ret-Yds-TD	1-0-0	3-88-0																																																																											
Possession Time	33:54	26:06																																																																											
Third Down Conv	4 of 15	3 of 11																																																																											
Fourth Down Conv	1 of 2	0 of 1																																																																											
Red Zone Scores-Att	2-4	5-5																																																																											
Sacks-Yds	2-13	2-11																																																																											
Field Goals	1-2	1-1																																																																											
<p><b>RUSHING: Rice</b> - Khalan Griffin 13-35; Jordan Myers 10-23-1; Ari Broussard 6-19; Luke McCaffrey 4-8; Brendan Suckley 1-7; Cameron Montgomery 1-(-2); Wiley Green 4-(-9).  <b>Arkansas</b> - Trelon Smith 22-102-1; K.J. Jefferson 9-89-2; Raheim Sanders 7-44; Dominique Johnson 4-16-1; Treyton Burks 1-(-2); Team 1-(-4).</p>																																																																													
<p><b>PASSING: Rice</b> - Wiley Green 12-25-3-252-1; Luke McCaffrey 5-10-0-75-0. <b>Arkansas</b> - K.J. Jefferson 12-21-1-128-1.</p>																																																																													
<p><b>RECEIVING: Rice</b> - August Pitre III 4-97-1; Jake Bailey 4-47; Bradley Rozner 2-30; Jaeger Bull 2-13; Jordan Myers 2-11; Cedric Patterson III 1-15; Robert French 1-8; Jack Bradley 1-5.  <b>Arkansas</b> - Treyton Burks 5-42; Tyson Morris 3-42-1; De'Von Warren 2-14; Ketrone Jackson, Jr. 1-16; Blake Kern 1-14..</p>																																																																													
<p><b>INTERCEPTIONS: Rice</b> - Sean Fresch 1-0. <b>Arkansas</b> - Jalen Catalon 2-83; Montaric Brown 1-5.</p>																																																																													
<p><b>FUMBLES: Rice</b> - Wiley Green 1-0. <b>Arkansas</b> - LaDarrius Bishop 1-0; Team 1-0.</p>																																																																													
<p><b>SACKS: Rice</b> - Antonio Montero 1.0-5; Ikenna Enechukwu 0.5-4; Josh Percy 0.5-4. <b>Arkansas</b> - Isaiah Nichols 1.0-7; Mataio Soli 0.5-2; Zach Williams 0.5-2.</p>																																																																													
<p><b>TACKLES (UA-A): Rice</b> - Antonio Montero 4-7; Treshawn Chamberlain 4-7; Myron Morrison 3-6; Trey Schuman 3-4; Naeem Smith 2-4; Elijah Garcia 2-2; Kenneth Ori 2-2; George Nyakwol 0-4; Josh Percy 1-2; Ikenna Enechukwu 0-3; August Pitre III 2-0; Desmyn Baker 1-1; Gabe Taylor 1-1; Miles McCord 0-2; Miles Adams 0-2; Isaiah Richardson 1-0; Chike Anigbogu 1-0; Marcus Williams 1-0; Jordan Dunbar 1-0; Clay Servin 1-0; Campbell Riddle 0-1; Ari Broussard 0-1; Jaren Banks 0-1. <b>Arkansas</b> - Bumper Pool 3-11; Jalen Catalon 6-5; Greg Brooks, Jr. 3-3; Taurean Carter 1-5; Joe Foucha 2-3; Hayden Henry 2-3; Tre Williams 0-5; Zach Williams 2-2; Andrew Parker 2-2; Montaric Brown 1-2; Eric Gregory 0-3; Jashaud Stewart 1-1; Eric Thomas, Jr. 0-2; Jackson Woodard 1-0; Jayden Johnson 1-0; Isaiah Nichols 1-0; Devin Bush 1-0; Grant Morgan 0-1; Simeon Blair 0-1; Markell Utsey 0-1; LaDarrius Bishop 0-1; Trent Gordon 0-1; Malik Chavis 0-1; Mataio Soli 0-1.</p>																																																																													

Sept. 11, 2021 • Rice Stadium • Houston, Texas																																																																													
	<b>HOUSTON</b>					<b>44</b>																																																																							
	<b>RICE</b>					<b>7</b>																																																																							
<p><b>HOUSTON, Texas</b> - Houston's offense made the most of its opportunities while holding Rice in check for most of the game as the Cougars downed the Owls 44-7 in the 40th edition of the Bayou Bucket at Rice Stadium on Saturday night.</p>																																																																													
<table border="0"> <tr> <td><b>Score by Quarters</b></td> <td><b>1</b></td> <td><b>2</b></td> <td><b>3</b></td> <td><b>4</b></td> <td><b>F</b></td> <td></td> </tr> <tr> <td>Houston Cougars</td> <td>17</td> <td>0</td> <td>14</td> <td>13</td> <td>44</td> <td>Record: (1-1, 0-0)</td> </tr> <tr> <td>Rice Owls</td> <td>0</td> <td>7</td> <td>0</td> <td>0</td> <td>7</td> <td>Record: (0-2, 0-0)</td> </tr> </table>						<b>Score by Quarters</b>	<b>1</b>	<b>2</b>	<b>3</b>	<b>4</b>	<b>F</b>		Houston Cougars	17	0	14	13	44	Record: (1-1, 0-0)	Rice Owls	0	7	0	0	7	Record: (0-2, 0-0)																																																			
<b>Score by Quarters</b>	<b>1</b>	<b>2</b>	<b>3</b>	<b>4</b>	<b>F</b>																																																																								
Houston Cougars	17	0	14	13	44	Record: (1-1, 0-0)																																																																							
Rice Owls	0	7	0	0	7	Record: (0-2, 0-0)																																																																							
<p><b>Scoring Summary</b></p> <p>1st 10:08 UH - McCaskill 35-yd pass from Tune (Witherspoon kick)            05:37 UH - Witherspoon 38-yd field goal            02:19 UH - Herslow 11-yd pass from Tune (Witherspoon kick)            2nd 00:13 RICE - Myers 5-yd pass from McCaffrey (Riccitelli kick)            3rd 07:18 UH - McCaskill 1-yd run (Witherspoon kick)            00:01 UH - McCaskill 2-yd run (Witherspoon kick)            4th 04:51 UH - Smith 14-yd run (Witherspoon kick)            00:00 UH - Hogan 91-yd interception return</p>																																																																													
<table border="0"> <tr> <td></td> <td><b>UH</b></td> <td><b>RICE</b></td> </tr> <tr> <td><b>FIRST DOWNS</b></td> <td><b>23</b></td> <td><b>15</b></td> </tr> <tr> <td>Rushing</td> <td>9</td> <td>6</td> </tr> <tr> <td>Passing</td> <td>12</td> <td>6</td> </tr> <tr> <td>Penalty</td> <td>2</td> <td>3</td> </tr> <tr> <td>Rushing Attempts</td> <td>35</td> <td>36</td> </tr> <tr> <td>Yds Gained Rushing</td> <td>172</td> <td>159</td> </tr> <tr> <td>Yds Lost Rushing</td> <td>28</td> <td>33</td> </tr> <tr> <td><b>NET YDS RUSHING</b></td> <td><b>144</b></td> <td><b>126</b></td> </tr> <tr> <td><b>NET YDS PASSING</b></td> <td><b>249</b></td> <td><b>86</b></td> </tr> <tr> <td>Comp-Att-Int</td> <td>23-33-0</td> <td>9-19-3</td> </tr> <tr> <td><b>TOTAL PLAYS-YDS</b></td> <td><b>68-393</b></td> <td><b>55-212</b></td> </tr> <tr> <td>Fumbles-Lost</td> <td>2-0</td> <td>0-0</td> </tr> <tr> <td>Penalties-Yards</td> <td>7-89</td> <td>5-55</td> </tr> <tr> <td>Punts-Avg</td> <td>3-48.7</td> <td>6-37.7</td> </tr> <tr> <td>Punt Ret-Yds-TD</td> <td>1-9-0</td> <td>0-0-0</td> </tr> <tr> <td>KO Ret-Yds-TD</td> <td>1-2-0</td> <td>2-39-0</td> </tr> <tr> <td>INT Ret-Yds-TD</td> <td>3-91-1</td> <td>0-0-0</td> </tr> <tr> <td>Possession Time</td> <td>32:01</td> <td>27:59</td> </tr> <tr> <td>Third Down Conv</td> <td>8 of 13</td> <td>5 of 13</td> </tr> <tr> <td>Fourth Down Conv</td> <td>0 of 0</td> <td>0 of 0</td> </tr> <tr> <td>Red Zone Scores-Att</td> <td>4-4</td> <td>1-3</td> </tr> <tr> <td>Sacks-Yds</td> <td>4-30</td> <td>3-26</td> </tr> <tr> <td>Field Goals</td> <td>1-2</td> <td>0-1</td> </tr> </table>							<b>UH</b>	<b>RICE</b>	<b>FIRST DOWNS</b>	<b>23</b>	<b>15</b>	Rushing	9	6	Passing	12	6	Penalty	2	3	Rushing Attempts	35	36	Yds Gained Rushing	172	159	Yds Lost Rushing	28	33	<b>NET YDS RUSHING</b>	<b>144</b>	<b>126</b>	<b>NET YDS PASSING</b>	<b>249</b>	<b>86</b>	Comp-Att-Int	23-33-0	9-19-3	<b>TOTAL PLAYS-YDS</b>	<b>68-393</b>	<b>55-212</b>	Fumbles-Lost	2-0	0-0	Penalties-Yards	7-89	5-55	Punts-Avg	3-48.7	6-37.7	Punt Ret-Yds-TD	1-9-0	0-0-0	KO Ret-Yds-TD	1-2-0	2-39-0	INT Ret-Yds-TD	3-91-1	0-0-0	Possession Time	32:01	27:59	Third Down Conv	8 of 13	5 of 13	Fourth Down Conv	0 of 0	0 of 0	Red Zone Scores-Att	4-4	1-3	Sacks-Yds	4-30	3-26	Field Goals	1-2	0-1
	<b>UH</b>	<b>RICE</b>																																																																											
<b>FIRST DOWNS</b>	<b>23</b>	<b>15</b>																																																																											
Rushing	9	6																																																																											
Passing	12	6																																																																											
Penalty	2	3																																																																											
Rushing Attempts	35	36																																																																											
Yds Gained Rushing	172	159																																																																											
Yds Lost Rushing	28	33																																																																											
<b>NET YDS RUSHING</b>	<b>144</b>	<b>126</b>																																																																											
<b>NET YDS PASSING</b>	<b>249</b>	<b>86</b>																																																																											
Comp-Att-Int	23-33-0	9-19-3																																																																											
<b>TOTAL PLAYS-YDS</b>	<b>68-393</b>	<b>55-212</b>																																																																											
Fumbles-Lost	2-0	0-0																																																																											
Penalties-Yards	7-89	5-55																																																																											
Punts-Avg	3-48.7	6-37.7																																																																											
Punt Ret-Yds-TD	1-9-0	0-0-0																																																																											
KO Ret-Yds-TD	1-2-0	2-39-0																																																																											
INT Ret-Yds-TD	3-91-1	0-0-0																																																																											
Possession Time	32:01	27:59																																																																											
Third Down Conv	8 of 13	5 of 13																																																																											
Fourth Down Conv	0 of 0	0 of 0																																																																											
Red Zone Scores-Att	4-4	1-3																																																																											
Sacks-Yds	4-30	3-26																																																																											
Field Goals	1-2	0-1																																																																											
<p><b>RUSHING: Houston</b> - Clayton Tune 9-49; Alton McCaskill 14-40-2; Mulbah Car 6-28; Chandler Smith 3-20-1; Ike Ogbogu 2-8; Team 1-(-1). <b>Rice</b> - Khalan Griffin 19-86; Ari Broussard 8-37; Luke McCaffrey 8-3; Brendan Suckley 1-0.</p>																																																																													
<p><b>PASSING: Houston</b> - Clayton Tune 22-30-0-236-2; Ike Ogbogu 1-3-0-13-0. <b>Rice</b> - Luke McCaffrey 9-19-3-86-1.</p>																																																																													
<p><b>RECEIVING: Houston</b> - Nathaniel Dell 7-87; Alton McCaskill 4-51-1; Marcus Jones 4-51; Christian Trahan 2-17; Jeremy Singleton 2-14; KeSean Carter 2-5; Peyton Sawyer 1-13; Jake Herslow 1-11-1; Jaylen Erwin 1-0. <b>Rice</b> - Jordan Myers 5-41-1; Cedric Patterson III 2-26; Jake Bailey 2-15; Brendan Suckley 1-4.</p>																																																																													
<p><b>INTERCEPTIONS: Houston</b> - Alex Hogan 1-91; Art Green 1-0; Hasaan Hypolite 1-0. <b>Rice</b> - None.</p>																																																																													
<p><b>FUMBLES: Houston</b> - Clayton Tune 2-0. <b>Rice</b> - None.</p>																																																																													
<p><b>SACKS: Houston</b> - Latrell Bankston 1.0-12; Donovan Mutin 1.0-7; Atlas Bell 0.5-3; Logan Hall 0.5-3; D'Anthony Jones 0.5-3; David Anenih 0.5-2. <b>Rice</b> - Kirk Lockhart 1.0-11; Kenneth Orji 1.0-9; Ikenna Enechukwu 0.5-3; Elijah Garcia 0.5-3.</p>																																																																													
<p><b>TACKLES (UA-A): Houston</b> - Logan Hall 2-6; Latrell Bankston 2-5; Damarion Williams 2-4; Malik Robinson 2-4; Garrison Vaughan 2-3; Hasaan Hypolite 2-2; Deontay Anderson 1-3; David Anenih 0-4; Shaun Lewis 0-4; JoVanni Stewart 0-3; Donovan Mutin 2-0; Mannie Nunery 1-1; Atlas Bell 1-1; Jordan Carmouche 1-1; Thabo Mwaniki 1-1; Amaud Willis-Dalton 0-2; Antonio Brooks 0-2; Jayce Rogers 1-0; Art Green 1-0; Jamykal Neal 0-1; D'Anthony Jones 0-1; Derek Parish 0-1; Alex Hogan 0-1. <b>Rice</b> - Antonio Montero 2-8; Jordan Dunbar 3-4; Naeem Smith 3-3; Elijah Garcia 3-3; Trey Schuman 1-5; Kenneth Orji 3-2; Myron Morrison 2-3; Gabe Taylor 3-1; Desmyn Baker 1-3; Miles McCord 2-1; Ikenna Enechukwu 0-3; Josh Percy 0-2; Sean Fresch 0-2; George Nyakwol 0-2; Treshawn Chamberlain 1-0; Kirk Lockhart 1-0; Andrew Bird 1-0; Adrian Bickham 0-1; Miles Adams 0-1; Caleb James 0-1; Chike Anigbogu 0-1; Isaiah Richardson 0-1.</p>																																																																													



Sept. 18, 2021 • Darrell K. Royal Texas Memorial Stadium • Austin, Texas		
RICE	<b>0</b>	
TEXAS	<b>58</b>	

**AUSTIN, Texas** - Texas racked up 620 yards of offense and scored on eight of its nine possessions as Rice fell to the Longhorns, 58-0, Saturday night at Darrell K. Royal Texas Memorial Stadium.

<b>Score by Quarters</b>	<b>1</b>	<b>2</b>	<b>3</b>	<b>4</b>	<b>F</b>	
Rice Owls	0	0	0	0	0	Record: (0-3, 0-0)
Texas Longhorns	16	28	14	0	58	Record: (2-1, 0-0)

**Scoring Summary**

1st 10:21 UT - B. Robinson 6-yd run (Dicker kick)  
 01:33 UT - Johnson 72-yd run (Dicker kick)  
 00:00 UT - Safety

2nd 12:04 UT - B. Robinson 7-yd run (Dicker kick)  
 03:45 UT - B. Robinson 62-yd run (Dicker kick)  
 01:38 UT - Wiley 20-yd pass from Thompson (Dicker kick)  
 00:14 UT - Worthy 13-yd pass from Thompson (Dicker kick)

3rd 09:57 UT - K. Robinson 65-yd run (Dicker kick)  
 01:08 UT - Brooks 17-yd run (Dicker kick)

	RICE	ARK
<b>FIRST DOWNS</b>	<b>14</b>	<b>26</b>
Rushing	8	16
Passing	6	8
Penalty	0	2
Rushing Attempts	32	41
Yds Gained Rushing	165	428
Yds Lost Rushing	9	1
<b>NET YDS RUSHING</b>	<b>156</b>	<b>427</b>
<b>NET YDS PASSING</b>	<b>128</b>	<b>193</b>
Comp-Att-Int	19-24-0	17-21-1
<b>TOTAL PLAYS-YDS</b>	<b>56-284</b>	<b>62-620</b>
Fumbles-Lost	2-1	0-0
Penalties-Yards	6-40	2-12
Punts-Avg	7-35.0	0-0.0
Punt Ret-Yds-TD	0-0-0	3-34-0
KO Ret-Yds-TD	3-68-0	0-0-0
INT Ret-Yds-TD	1-0-0	0-0-0
Possession Time	30:34	29:26
Third Down Conv	5 of 13	7 of 10
Fourth Down Conv	0 of 0	2 of 3
Red Zone Scores-Att	0-2	5-6
Sacks-Yds	0-0	3-8
Field Goals	0-1	0-0

**RUSHING: Rice** - Khalan Griffin 7-52; Jordan Myers 7-41; Ari Broussard 5-24; Cameron Montgomery 2-12; Wiley Green 4-8; Luke McCaffery 1-5; Juma Otoviano 1-4; Team 1-1; Jake Constantine 3(-2). **Texas** - Bijan Robinson 13-127-3; Roschon Johnson-1; Keilan Robinson 5-83-1; Jonathon Brooks 9-63-1; Gabe Watson 8-33; Casey Thompson; 2-7; Hudson Card 1-2.

**PASSING: Rice** - Jake Constantine 12-15-0-80-0; Wiley Green 5-6-0-28-0; Luke McCaffery 2-3-0-20-0. **Texas** - Casey Thompson 15-18-1-164-2; Hudson Card 2-3-0-29-0.

**RECEIVING: Rice** - Jake Bailey 4-22; Jordan Myers 4-19; Jack Bradley 3-25; Cameron Montgomery 3-9; Kobie Campbell 2-15; Cedric Patterson III 1-21; Robert French 1-13; Jaeger Bull 1-4. **Texas** - Xavier Worthy 7-88-1; Jared Wiley 3-26-1; Kelvontay Dixon 1-22; Joshua Moore 1-22; Bijan Robinson 1-14; Jordan Whittington 1-7; Kai Money 1-7; Cade Brewer 1-6; Marcus Washington 1-1.

**INTERCEPTIONS: Rice** - Gabe Taylor 1-0. **Texas** - None.

**FUMBLES: Rice** - Khalan Griffin 1-1; Ari Broussard 1-0. **Texas** - None.

**SACKS: Rice** - None. **Arkansas** - Byron Murphy II 1.0-5; D.J. Harris, Jr. 1.0-2; Ovie Oghoufo 1.0-1.

**TACKLES (UA-A): Rice** - Naeem Smith 5-3; Elijah Garcia 2-6; Gabe Taylor 7-0; Antonio Montero 1-5; Kenneth Orji 2-3; Miles McCord 1-4; Terrence Ellis 1-3; Josh Percy 1-3; Sean Fresch 2-1; Ikenna Enechukwu 2-1; George Nyakwol 2-1; Izeya Floyd 0-3; Adrian Bickham 2-0; Prudy Calderon 1-1; Kirk Lockhart 0-2; Caleb James 0-2; Van Heitmann 1-0; Isaiah Richardson 1-0. **Texas** - Luke Brockermeier 0-6; D'Shawn Jamison 3-2; Ovie Oghoufo 2-3; DeMarvion Overshown 2-2; Jacoby Jones 1-3; Jerrin Thompson 2-1; Prince Dorbah 1-2; Ayodele Adeoye 1-2; Myron Warren 1-2; Ben Davis 2-0; Brenden Schooler 2-0; D.J. Harris, Jr. 2-0; T'Vondre Sweat 1-1; Alfred Collins 1-1; Darion Dunn 1-1; Byron Murphy II 1-1; Moro Ojomo 0-2; Anthony Cook 0-2; Jaylan Ford 0-2; Patrick Bayouth 0-2; B.J. Foster 1-0; Josh Thompson 1-0; Tyler Owens 1-0; Tyler Owens 1-0; Keondre Coburn 0-1; Ray Thornton 0-1; David Gbenda 0-1; Barry Sorrell 0-1; Chris Adimora 0-1; Roschon Johnson 0-1; JD Coffey III 0-1; Devin Richardson 0-1; Sawyer Goram-Welch 0-1.

Sept. 25, 2021 • Rice Stadium • Houston, Texas		
TEXAS SOUTHERN	<b>34</b>	
RICE	<b>48</b>	

**HOUSTON** - Rice used an explosive start and the steady influence of sixth-year Super Senior Jordan Myers to roll to a 48-34 win over Texas Southern at Rice Stadium on Saturday night.

<b>Score by Quarters</b>	<b>1</b>	<b>2</b>	<b>3</b>	<b>4</b>	<b>F</b>	
Texas Southern Tigers	0	6	7	21	34	Record: (0-3, 0-1)
Rice Owls	14	6	0	14	14	Record: (1-3, 0-0)

**Scoring Summary**

1st 14:47 RICE - Patterson III 73-yd pass from Constantine (VanSickle kick)  
 05:23 RICE - Myers 1-yd run (VanSickle kick)

2nd 12:51 TSU - Garcia III 26-yd field goal  
 07:16 RICE - Myers 1-yd run (VanSickle kick missed)  
 00:00 TSU - Garcia III 45-yd field goal

3rd 08:24 RICE - McCaffrey 1-yd run (VanSickle kick)  
 06:28 TSU - Body 3-yd run (Garcia III kick)  
 02:20 RICE - Myers 1-yd run (VanSickle kick)

4th 13:40 TSU - Giles 4-yd pass from Brown (Garcia III kick)  
 09:43 RICE - Myers 64-yd run (VanSickle kick)  
 08:30 TSU - Harris 11-yd run (Garcia III kick)  
 04:04 RICE - Griffin 1-yd run (VanSickle kick)  
 02:34 TSU - Body 6-yd run (Garcia III kick)

	TSU	RICE
<b>FIRST DOWNS</b>	<b>21</b>	<b>30</b>
Rushing	4	16
Passing	14	12
Penalty	3	2
Rushing Attempts	35	52
Yds Gained Rushing	136	360
Yds Lost Rushing	32	11
<b>NET YDS RUSHING</b>	<b>104</b>	<b>349</b>
<b>NET YDS PASSING</b>	<b>357</b>	<b>271</b>
Comp-Att-Int	20-36-1	18-23-1
<b>TOTAL PLAYS-YDS</b>	<b>71-461</b>	<b>75-620</b>
Fumbles-Lost	1-0	3-2
Penalties-Yards	7-62	8-70
Punts-Avg	7-39.7	3-40.7
Punt Ret-Yds-TD	1-10-0	2-3-0
KO Ret-Yds-TD	4-69-0	3-81-0
INT Ret-Yds-TD	1-0-0	1-8-0
Possession Time	24:34	35:26
Third Down Conv	4 of 15	2 of 8
Fourth Down Conv	3 of 3	1 of 2
Red Zone Scores-Att	5-5	5-6
Sacks-Yds	1-3	2-16
Field Goals	2-2	0-0

**RUSHING: Texas Southern** - Andrew Body 16-62-2; Kevin Harris 7-23-1; Jacorey Howard 6-20; Jeff Proctor 6(-1). **Rice** - Jordan Myers 26-160-4; Khalan Griffin 5-43-1; Ari Broussard 4-37; Luke McCaffery 5-36-1; Cameron Montgomery 5-27; Brendan Suckley 2-19; Jake Bailey 1-14; Team 2-7; Jake Constantine 2-6.

**PASSING: Texas Southern** - Andrew Body 19-35-1-353-0; Jalen Brown 1-1-0-4-1. **Rice** - Jake Constantine 18-23-1-271-1.

**RECEIVING: Texas Southern** - Ke'Lenn Davis 7-181; Jonathan Giles 13-43-1; Jyrin Johnson 4-67; Derek Morton 2-47; Savion Sims 1-12; Kevin Harris 1-7. **Rice** - Jake Bailey 7-65; Jordan Myers 4-48; Cedric Patterson III 3-108-1; Jack Bradley 1-16; Jaeger Bull 1-13; Cameron Montgomery 1-12; Brendan Suckley 1-9.

**INTERCEPTIONS: Texas Southern** - Marquis Walker 1-0. **Rice** - George Nyakwol 1-8.

**FUMBLES: Texas Southern** - Andrew Body 1-0. **Rice** - Sean Fresch 1-1; Luke McCaffery 1-1.

**SACKS: Texas Southern** - Chrishon Frazier 1.0-3. **Rice** - Josh Peach 1.0-9; Ikenna Enechukwu 1.0-7.

**TACKLES (UA-A): Texas Southern** - Julian Marcantel 7-3; Calvin Henderson 6-2; Andrew Gibbs 5-2; Cedrick Williams 5-2; Tarik Cooper 4-1; Marquis Walker 4-1; Isaiah Hamilton 3-2; Michael Badejo 3-1; Joshua Murray 3-1; Tyler Martinez 2-2; Malachi Mitchell 1-3; Demon-tario Anderson 1-2; Chrishon Frazier 2-0; Terrence Franklin 1-0; Ke'Lenn Davis 1-0; Jacorey Howard 0-1; Nehemiah Tarble 0-1; Dominic Franklin 0-1; Ja'Corey Benjamin 0-1; Tim Walton 0-1; Atravon Bossier 0-1. **Rice** - George Nyakwol 7-0; Antonio Montero 3-3; Naeem Smith 5-0; Josh Percy 4-1; Kenneth Orji 4-1; Myron Morrison 4-0; Ikenna Enechukwu 3-1; Gabe Taylor 3-1; Jordan Dunbar 3-1; Elijah Garcia 2-1; Chike Anigbogu 1-2; Kirk Lockhart 1-2; Caleb James 1-1; Sean Fresch 1-1; Plae Wyatt 0-2; Andrew Bird 1-0; Robert French 1-1; Miles Adams 1-0; Cameron Montgomery 0-1.

Oct. 2, 2021 • Rice Stadium • Houston, Texas



**SOUTHERN MISS**

**19**

**RICE**

**24**

**HOUSTON** - Jake Constantine threw a pair of touchdown passes while the Rice defense repeatedly responded with big plays in crucial situations to spark the Owls to a 24-19 win over Southern Miss on Saturday night at Rice Stadium.

Score by Quarters	1	2	3	4	F	
Southern Miss Golden Eagles	7	0	7	5	19	Record: (1-4, 0-1)
Rice Owls	7	3	14	0	24	Record: (2-3, 1-0)

**Scoring Summary**

1st 08:06 RICE - Bailey 39-yd pass from Constantine (VanSickle kick)  
 05:10 USM - Pittman 31-yd pass from Lange (Bourgeois kick)  
 2nd 03:46 RICE - VanSickle 41-yd field goal  
 3rd 10:53 RICE - French 19-yd pass from Constantine (VanSickle kick)  
 09:32 RICE - Patterson III 38-yd run (VanSickle kick)  
 09:19 USM - Harrell 95-yd kickoff return (Bourgeois kick)  
 4th 11:16 USM - Bourgeois 26-yd field goal  
 00:07 USM - Safety

	USM	RICE
<b>FIRST DOWNS</b>	<b>21</b>	<b>15</b>
Rushing	8	4
Passing	12	9
Penalty	1	2
Rushing Attempts	27	33
Yds Gained Rushing	106	136
Yds Lost Rushing	49	18
<b>NET YDS RUSHING</b>	<b>57</b>	<b>118</b>
<b>NET YDS PASSING</b>	<b>321</b>	<b>207</b>
Comp-Att-Int	25-40-4	17-23-0
<b>TOTAL PLAYS-YDS</b>	<b>67-378</b>	<b>56-325</b>
Fumbles-Lost	0-0	0-0
Penalties-Yards	10-90	5-40
Punts-Avg	4-36.0	6-43.7
Punt Ret-Yds-TD	3-51-0	0-0-0
KO Ret-Yds-TD	3-115-1	0-0-0
INT Ret-Yds-TD	1-0-0	0-0-0
Possession Time	28:19	31:41
Third Down Conv	4 of 13	8 of 16
Fourth Down Conv	1 of 1	0 of 0
Red Zone Scores-Att	1-2	1-1
Sacks-Yds	1-12	5-42
Field Goals	1-2	1-1

**RUSHING: Southern Miss** - Frank Gore 17-79; Dajon Richard 2-14; Ty Keyes 1-3; Jake Lange 7-(-39). **Rice** - Cedric Patterson III 1-38-1; Ari Broussard 6-25; Jordan Myers 10-20; Luke McCaffrey 2-16; Cameron Montgomery 4-11; Khalan Griffin 3-10; Jake Constantine 7-(-2).

**PASSING: Southern Miss** - Jake Lange 23-37-3-304-1; Ty Keyes 2-3-1-17-0. **Rice** - Jake Constantine 16-22-0-192-2; Luke McCaffrey 1-1-0-15-0.

**RECEIVING: Southern Miss** - Jason Brownlee 8-127; Antoine Robinson 4-57; Frank Gore 4-26; Demarcus Jones 2-23; Brad Dennis 2-19; Chandler Pittman 1-31-1; Da'Quan Bailey-Brown 1-20; Jakarius Caston 1-8; Grayson Gunter 1-4; Dajon Richard 1-3. **Rice** - Jake Bailey 5-83-1; Jack Bradley 5-47; Cedric Patterson III 3-37; Jordan Myers 2-21; Robert French 1-19-1; Cameron Montgomery 1-0.

**INTERCEPTIONS: Southern Miss** - None. **Rice** - Naeem Smith 1-7; Miles McCord 1-5; Kirk Lockhart 1-0, George Nyakwol 1-0.

**FUMBLES: Southern Miss** - None. **Rice** - None.

**SACKS: Southern Miss** - Jay Stanley 1.0-12. **Rice** - Elijah Garcia 2.0-22; George Nyakwol 1.0-8; Ikenna Enechukwu 1.0-6; Trey Schuman 1.0-6.

**TACKLES (UA-A): Southern Miss** - Malik Shorts 4-8; Josh Carr 2-5; Hayes Maples 4-2; Jay Stanley 2-3; Josh Ratcliff 1-4; Eriq Kitchen 0-4; Santrell Latham 1-2; Lakevias Daniel 1-2; Camron Harrell 1-2; Swayze Bozeman 0-3; Brendan Toles 2-; Michael Pleas 1-1; DaShawn Crawford 0-2; Everitt Cunningham 0-2; Tyrek Moody 1-0; Jason Brownlee 1-0; Averie Habas 0-1; Tahj Sykes 0-1; Eric Scott 0-1; Rachuan Mitchell 0-1. **Rice** - Josh Percy 2-9; Trey Schuman 2-8; George Nyakwol 5-4; Elijah Garcia 2-4; Ikenna Enechukwu 2-4; Jordan Dunbar 3-2; Naeem Smith 2-3; Antonio Montero 1-4; Treshawn Chamberlain 1-2; Desmyn Baker 1-2; Chike Anigbogwu 0-3; Myron Morrison 0-3; Miles McCord 1-1; Kirk Lockhart 0-2; Prudy Calderon 1-0; Jordan Myers 1-0; Aidan Siano 1-0; Plae Wyatt 1-0; Gabe Taylor 0-1; Robert French 0-1; Adrian Bickham 0-1.