



FIU at UTSA

01/21/23 Convocation Center, San Antonio
2022-23 Men's Basketball

Game Time: 3:02 PM
Game Duration: 1:52
Attendance: 1,414

Officials: Blake Harris, Ryan McCarty, Alexander Thompson

FIU - 77

Record: 9-11 (3-6)

| NO. | Name | Min | FG | | 3P | | FT | | | Rebounds | | | Fouls | | TP | AS | TO | ST | Blocks | | +/- |
|---------------|-------------------|---------|-------|-------|-------|----|----|-----|----|----------|----|----|-------|---|----|----|-----|----|--------|---|-----|
| | | | M-A | M-A | M-A | OR | DR | TOT | PF | FD | BS | BA | | | | | | | | | |
| 0 | Nick Guadarrama | F 22:54 | 1-8 | 0-4 | 0-0 | 0 | 2 | 2 | 4 | 0 | 2 | 3 | 0 | 0 | 1 | 0 | 0 | 1 | 0 | 3 | |
| 33 | Mohamed Sanogo | F 20:16 | 3-5 | 0-0 | 0-0 | 1 | 6 | 7 | 2 | 0 | 6 | 0 | 0 | 0 | 2 | 0 | 0 | 2 | 0 | 1 | |
| 2 | Denver Jones | G 32:25 | 8-18 | 2-11 | 9-9 | 2 | 3 | 5 | 4 | 7 | 27 | 1 | 0 | 1 | 0 | 0 | 7 | | | | |
| 4 | Arturo Dean | G 34:17 | 3-8 | 1-3 | 1-2 | 1 | 3 | 4 | 3 | 4 | 8 | 6 | 3 | 4 | 1 | 0 | 0 | | | | |
| 23 | Petar Krivokapic | G 33:29 | 5-9 | 4-7 | 0-0 | 1 | 4 | 5 | 0 | 0 | 14 | 1 | 1 | 1 | 0 | 0 | 10 | | | | |
| 44 | Seth Pinkney | 16:59 | 1-3 | 0-0 | 0-0 | 2 | 1 | 3 | 1 | 1 | 2 | 1 | 0 | 0 | 2 | 0 | 7 | | | | |
| 1 | Dashon Gittens | 20:29 | 5-9 | 2-4 | 0-0 | 1 | 1 | 2 | 2 | 0 | 12 | 2 | 0 | 1 | 0 | 1 | 10 | | | | |
| 3 | Javaunte Hawkins | 13:18 | 2-4 | 2-3 | 0-0 | 0 | 0 | 0 | 3 | 0 | 6 | 0 | 1 | 1 | 0 | 0 | 3 | | | | |
| 12 | Dante Wilcox | 01:53 | 0-0 | 0-0 | 0-0 | 0 | 0 | 0 | 0 | 0 | 0 | 0 | 0 | 0 | 1 | 0 | -5 | | | | |
| 21 | John Williams Jr. | 04:00 | 0-1 | 0-1 | 0-0 | 0 | 0 | 0 | 1 | 0 | 0 | 0 | 0 | 0 | 0 | 0 | -11 | | | | |
| Team | | | | | | 1 | 3 | 4 | | | | 0 | 1 | | | | | | | | |
| Totals | | | 28-65 | 11-33 | 10-11 | 9 | 23 | 32 | 20 | 12 | 77 | 14 | 6 | 8 | 7 | 1 | 5 | | | | |

| Shooting By Period | | |
|--------------------|-------|-------|
| 1st FG% | 16-35 | 45.7% |
| 3PT% | 8-21 | 38.1% |
| FT% | 3-3 | 100% |
| 2nd FG% | 12-30 | 40.0% |
| 3PT% | 3-12 | 25.0% |
| FT% | 7-8 | 87.5% |
| GM FG% | 28-65 | 43.1% |
| 3PT% | 11-33 | 33.3% |
| FT% | 10-11 | 90.9% |

Dead Ball Rebounds: 0, 0

Technical Fouls::NONE

UTSA - 72

Record: 7-14 (1-9)

| NO. | Name | Min | FG | | 3P | | FT | | | Rebounds | | | Fouls | | TP | AS | TO | ST | Blocks | | +/- |
|---------------|--------------------|---------|-------|------|-------|----|----|-----|----|----------|----|----|-------|---|----|-----|-----|----|--------|--|-----|
| | | | M-A | M-A | M-A | OR | DR | TOT | PF | FD | BS | BA | | | | | | | | | |
| 2 | Aleu Aleu | F 11:07 | 1-3 | 0-1 | 2-2 | 1 | 2 | 3 | 2 | 1 | 4 | 1 | 1 | 1 | 0 | 0 | 1 | | | | |
| 14 | Massal Diouf | F 08:56 | 1-3 | 0-0 | 0-0 | 4 | 1 | 5 | 0 | 1 | 2 | 0 | 0 | 0 | 0 | 1 | 1 | | | | |
| 0 | John Buggs III | G 28:48 | 0-10 | 0-7 | 2-2 | 0 | 1 | 1 | 2 | 1 | 2 | 4 | 0 | 0 | 0 | 2 | 7 | | | | |
| 5 | DJ Richards | G 33:13 | 6-13 | 5-11 | 1-3 | 3 | 7 | 10 | 2 | 5 | 18 | 2 | 3 | 1 | 0 | 0 | 5 | | | | |
| 22 | Christian Tucker | G 28:58 | 2-9 | 0-3 | 3-4 | 1 | 0 | 1 | 2 | 5 | 7 | 2 | 1 | 2 | 0 | 2 | -21 | | | | |
| 10 | Erik Czumbel | 23:52 | 2-5 | 1-4 | 1-3 | 1 | 5 | 6 | 2 | 2 | 6 | 2 | 2 | 0 | 0 | -4 | | | | | |
| 24 | Jacob Germany | 30:02 | 8-14 | 0-0 | 3-4 | 6 | 7 | 13 | 0 | 3 | 19 | 2 | 2 | 1 | 1 | 2 | -9 | | | | |
| 4 | Josh Farmer | 15:40 | 1-4 | 0-1 | 0-0 | 3 | 4 | 7 | 1 | 1 | 2 | 0 | 2 | 0 | 0 | -14 | | | | | |
| 25 | Isaiah Addo-Ankrah | 19:24 | 4-6 | 2-4 | 2-2 | 2 | 1 | 3 | 1 | 1 | 12 | 1 | 2 | 0 | 0 | 9 | | | | | |
| Team | | | | | | 2 | 1 | 3 | | | | 0 | 0 | | | | | | | | |
| Totals | | | 25-67 | 8-31 | 14-20 | 23 | 29 | 52 | 12 | 20 | 72 | 14 | 13 | 5 | 1 | 7 | -5 | | | | |

| Shooting By Period | | |
|--------------------|-------|-------|
| 1st FG% | 10-33 | 30.3% |
| 3PT% | 1-14 | 7.1% |
| FT% | 10-11 | 90.9% |
| 2nd FG% | 15-34 | 44.1% |
| 3PT% | 7-17 | 41.2% |
| FT% | 4-9 | 44.4% |
| GM FG% | 25-67 | 37.3% |
| 3PT% | 8-31 | 25.8% |
| FT% | 14-20 | 70.0% |

Dead Ball Rebounds: 2, 0

Technical Fouls::NONE

| | FIU | TSA |
|------------------|----------------------------|---------------------------|
| Biggest lead | 18 (2 nd 18:45) | 0 (1 st 20:00) |
| Best Scoring Run | 11 (1 st 13:18) | 11 (1 st 9:47) |
| Lead Changes | 0 | |
| Times Tied | 0 | |
| Time with Lead | 39:21 | 00:00 |

| Points from | FIU | TSA |
|---------------|-----|-----|
| Turnovers | 10 | 5 |
| Paint | 28 | 28 |
| Second Chance | 14 | 27 |
| Fast Breaks | 18 | 9 |
| Bench | 20 | 39 |

| | Period by Period Scoring | | |
|-----|--------------------------|-----|-----|
| | 1st | 2nd | TOT |
| FIU | 43 | 34 | 77 |
| TSA | 31 | 41 | 72 |



FIU at UTSA

01/21/23 Convocation Center, San Antonio
2022-23 Men's Basketball

Game Time: 3:02 PM
Game Duration: 1:52
Attendance: 1,414

Officials: Blake Harris, Ryan McCarty, Alexander Thompson

Period 1

Quarter Starters:

| | | | | | |
|------------|----------------|-----------|--------------|-----------------|-------------|
| TSA | 0 Buggs III J | 2 Aleu A | 5 Richards D | 14 Diouf M | 22 Tucker C |
| FIU | 0 Guadarrama N | 2 Jones D | 4 Dean A | 23 Krivokapic P | 33 Sanogo M |

| Game Time | TSA | Score | Diff | FIU |
|-----------|---|-------------|-----------|--|
| 20:00 | 14 DIOUF M jumpball won | | | 33 SANOGO M jumpball lost |
| 19:38 | 5 RICHARDS D 3pt FG , jump shot missed | | | |
| 19:34 | | | | 33 SANOGO M defensive rebound (1) |
| 19:21 | | 0-3 | -3 | 23 KRIVOKAPIC P 3pt FG , jump shot made (3) |
| 19:21 | | | | 0 GUADARRAMA N assist (1) |
| 18:48 | 5 RICHARDS D 2pt FG outside the paint, pull up jump shot made (2) | 2-3 | -1 | |
| 18:33 | | | | 0 GUADARRAMA N 3pt FG , jump shot missed |
| 18:29 | 2 ALEU A defensive rebound (1) | | | |
| 18:18 | 5 RICHARDS D 3pt FG , jump shot missed | | | |
| 18:14 | | | | defensive rebound (2) |
| 18:00 | 2 ALEU A steal (1) | | | 4 DEAN A turnover bad pass (1) |
| 17:38 | 2 ALEU A 3pt FG from turnover, jump shot missed | | | |
| 17:34 | | | | 23 KRIVOKAPIC P defensive rebound (1) |
| 17:30 | | | | 2 JONES D 3pt FG , pull up jump shot missed |
| 17:26 | 5 RICHARDS D defensive rebound (1) | | | |
| 17:20 | 5 RICHARDS D 2pt FG in the paint, driving layup missed | | | |
| 17:17 | | | | 0 GUADARRAMA N defensive rebound (1) |
| 17:13 | | 2-5 | -3 | 2 JONES D 2pt FG fast break in the paint, driving layup made (2) |
| 16:55 | 5 RICHARDS D foul drawn (1) | | | 0 GUADARRAMA N foul personal (1 - 1) |
| 16:55 | 5 RICHARDS D substitution out | | | |
| 16:55 | 14 DIOUF M substitution out | | | |
| 16:55 | 10 CZUMBEL E substitution in | | | |
| 16:55 | 24 GERMANY J substitution in | | | |
| 16:55 | | | | 33 SANOGO M substitution out |
| 16:55 | | | | 44 PINKNEY S substitution in |
| 16:27 | 10 CZUMBEL E 2pt FG in the paint, driving layup made (2) | 4-5 | -1 | |
| 16:20 | | 4-7 | -3 | 23 KRIVOKAPIC P 2pt FG fast break in the paint, driving layup made (5) |
| 16:02 | 2 ALEU A foul drawn (1) | | | 0 GUADARRAMA N foul shooting (2 - 2) |
| 16:02 | 2 ALEU A free throw 1 - 2 made (1) | 5-7 | -2 | |
| 16:02 | | | | 0 GUADARRAMA N substitution out |
| 16:02 | | | | 1 GITTENS D substitution in |
| 16:02 | 2 ALEU A free throw 2 - 2 made (2) | 6-7 | -1 | |
| 15:57 | | | | 1 GITTENS D 2pt FG in the paint, driving layup blocked |
| 15:57 | 24 GERMANY J block (1) | | | |
| 15:57 | | | | offensive rebound (5) |
| 15:56 | Timeout media | | | |
| 15:48 | | 6-10 | -4 | 23 KRIVOKAPIC P 3pt FG second chance, jump shot made (8) |
| 15:48 | | | | 4 DEAN A assist (1) |
| 15:35 | 22 TUCKER C turnover lost ball (1) | | | |
| 15:35 | 2 ALEU A substitution out | | | |
| 15:35 | 4 FARMER J substitution in | | | |



FIU at UTSA

01/21/23 Convocation Center, San Antonio
2022-23 Men's Basketball

Game Time: 3:02 PM
Game Duration: 1:52
Attendance: 1,414

Officials: Blake Harris, Ryan McCarty, Alexander Thompson

| Game Time | TSA | Score | Diff | FIU |
|-----------|---|-------------|------------|---|
| 15:25 | | 6-12 | -6 | 2 JONES D 2pt FG from turnover outside the paint, turnaround jump shot made (4) |
| 15:25 | | | | 4 DEAN A assist (2) |
| 14:52 | 24 GERMANY J 2pt FG in the paint, layup missed | | | |
| 14:49 | | | | 23 KRIVOKAPIC P defensive rebound (2) |
| 14:43 | | | | 1 GITTENS D 3pt FG , jump shot missed |
| 14:41 | 4 FARMER J defensive rebound (1) | | | |
| 14:41 | 4 FARMER J foul drawn (1) | | | 44 PINKNEY S foul personal (1 - 3) |
| 14:41 | | | | 4 DEAN A substitution out |
| 14:41 | | | | 3 HAWKINS J substitution in |
| 14:31 | 24 GERMANY J 2pt FG in the paint, hook shot missed | | | |
| 14:29 | | | | 44 PINKNEY S defensive rebound (1) |
| 14:21 | | 6-15 | -9 | 3 HAWKINS J 3pt FG , pull up jump shot made (3) |
| 14:04 | 24 GERMANY J turnover lost ball (1) | | | 3 HAWKINS J steal (1) |
| 13:54 | | | | 44 PINKNEY S 2pt FG from turnover in the paint, alleyoop missed |
| 13:50 | 10 CZUMBEL E defensive rebound (1) | | | |
| 13:48 | 10 CZUMBEL E turnover bad pass (1) | | | 1 GITTENS D steal (1) |
| 13:43 | | | | 23 KRIVOKAPIC P 3pt FG from turnover, pull up jump shot missed |
| 13:39 | | | | 1 GITTENS D offensive rebound (1) |
| 13:22 | | | | 44 PINKNEY S 2pt FG from turnover second chance in the paint, floating jump shot missed |
| 13:19 | | | | 23 KRIVOKAPIC P offensive rebound (3) |
| 13:18 | | 6-18 | -12 | 3 HAWKINS J 3pt FG from turnover second chance, jump shot made (6) |
| 13:18 | | | | 23 KRIVOKAPIC P assist (1) |
| 13:18 | Timeout 30 Sec | | | |
| 13:18 | 0 BUGGS III J substitution out | | | |
| 13:18 | 24 GERMANY J substitution out | | | |
| 13:18 | 5 RICHARDS D substitution in | | | |
| 13:18 | 14 DIOUF M substitution in | | | |
| 13:18 | | | | 23 KRIVOKAPIC P substitution out |
| 13:18 | | | | 44 PINKNEY S substitution out |
| 13:18 | | | | 12 WILCOX D substitution in |
| 13:18 | | | | 21 WILLIAMS JR. J substitution in |
| 12:50 | 10 CZUMBEL E 3pt FG , jump shot made (5) | 9-18 | -9 | |
| 12:50 | 22 TUCKER C assist (1) | | | |
| 12:36 | | | | 2 JONES D 3pt FG , jump shot missed |
| 12:32 | 10 CZUMBEL E defensive rebound (2) | | | |
| 12:28 | 22 TUCKER C 3pt FG , pull up jump shot missed | | | |
| 12:26 | 14 DIOUF M offensive rebound (1) | | | |
| 12:26 | 14 DIOUF M foul drawn (1) | | | 3 HAWKINS J foul personal (1 - 4) |
| 12:26 | 14 DIOUF M substitution out | | | |
| 12:26 | 25 ADDO-ANKRAH I substitution in | | | |
| 12:26 | | | | 1 GITTENS D substitution out |
| 12:26 | | | | 2 JONES D substitution out |
| 12:26 | | | | 4 DEAN A substitution in |
| 12:26 | | | | 33 SANOGO M substitution in |
| 12:07 | 25 ADDO-ANKRAH I 3pt FG second chance, jump shot missed | | | |
| 12:04 | 4 FARMER J offensive rebound (2) | | | |



FIU at UTSA

01/21/23 Convocation Center, San Antonio
2022-23 Men's Basketball

Game Time: 3:02 PM
Game Duration: 1:52
Attendance: 1,414

Officials: Blake Harris, Ryan McCarty, Alexander Thompson

| Game Time | TSA | Score | Diff | FIU |
|-----------|---|--------------|-----------|--|
| 12:03 | 22 TUCKER C 3pt FG second chance, jump shot missed | | | |
| 12:00 | | | | 4 DEAN A defensive rebound (1) |
| 11:59 | 4 FARMER J foul personal (1 - 1) | | | 4 DEAN A foul drawn (1) |
| 11:59 | Timeout media | | | |
| 11:41 | 22 TUCKER C steal (1) | | | 3 HAWKINS J turnover bad pass (1) |
| 11:37 | 22 TUCKER C foul drawn (1) | | | 21 WILLIAMS JR. J foul shooting (1 - 5) |
| 11:37 | 22 TUCKER C free throw fast break 1 - 2 made (1) | 10-18 | -8 | |
| 11:37 | 22 TUCKER C free throw fast break 2 - 2 made (2) | 11-18 | -7 | |
| 11:29 | 22 TUCKER C steal (2) | | | 4 DEAN A turnover lost ball (2) |
| 11:25 | 22 TUCKER C 2pt FG from turnover in the paint, driving layup blocked | | | |
| 11:25 | | | | 12 WILCOX D block (1) |
| 11:25 | offensive rebound (8) | | | |
| 11:25 | 4 FARMER J substitution out | | | |
| 11:25 | 22 TUCKER C substitution out | | | |
| 11:25 | 0 BUGGS III J substitution in | | | |
| 11:25 | 24 GERMANY J substitution in | | | |
| 11:25 | | | | 12 WILCOX D substitution out |
| 11:25 | | | | 23 KRIVOKAPIC P substitution in |
| 11:19 | 24 GERMANY J 2pt FG from turnover second chance in the paint, turnaround jump shot made (2) | 13-18 | -5 | |
| 11:03 | | | | 3 HAWKINS J 3pt FG , jump shot missed |
| 11:02 | 24 GERMANY J defensive rebound (1) | | | |
| 11:02 | 24 GERMANY J foul drawn (1) | | | 33 SANOGO M foul personal (1 - 6) |
| 11:02 | | | | 3 HAWKINS J substitution out |
| 11:02 | | | | 2 JONES D substitution in |
| 10:49 | 25 ADDO-ANKRAH I 2pt FG outside the paint, floating jump shot made (2) | 15-18 | -3 | |
| 10:49 | 0 BUGGS III J assist (1) | | | |
| 10:36 | | | | 2 JONES D 3pt FG , jump shot missed |
| 10:33 | 25 ADDO-ANKRAH I defensive rebound (1) | | | |
| 10:14 | 5 RICHARDS D 3pt FG , jump shot missed | | | |
| 10:10 | | | | 33 SANOGO M defensive rebound (2) |
| 10:00 | | | | 21 WILLIAMS JR. J 3pt FG , jump shot missed |
| 09:57 | 10 CZUMBEL E defensive rebound (3) | | | |
| 09:47 | 24 GERMANY J 2pt FG in the paint, hook shot made (4) | 17-18 | -1 | |
| 09:47 | 10 CZUMBEL E assist (1) | | | |
| 09:36 | | | | 2 JONES D 3pt FG , pull up jump shot missed |
| 09:32 | 24 GERMANY J defensive rebound (2) | | | |
| 09:23 | 0 BUGGS III J 2pt FG in the paint, driving layup missed | | | |
| 09:20 | | | | 33 SANOGO M defensive rebound (3) |
| 09:18 | 10 CZUMBEL E substitution out | | | |
| 09:18 | 25 ADDO-ANKRAH I substitution out | | | |
| 09:18 | 2 ALEU A substitution in | | | |
| 09:18 | 22 TUCKER C substitution in | | | |
| 09:18 | | | | 21 WILLIAMS JR. J substitution out |
| 09:18 | | | | 33 SANOGO M substitution out |
| 09:18 | | | | 0 GUADARRAMA N substitution in |
| 09:18 | | | | 44 PINKNEY S substitution in |
| 09:10 | | 17-20 | -3 | 4 DEAN A 2pt FG in the paint, driving layup made (2) |



FIU at UTSA

01/21/23 Convocation Center, San Antonio
2022-23 Men's Basketball

Game Time: 3:02 PM
Game Duration: 1:52
Attendance: 1,414

Officials: Blake Harris, Ryan McCarty, Alexander Thompson

| Game Time | TSA | Score | Diff | FIU |
|-----------|--|--------------|------------|---|
| 08:57 | 5 RICHARDS D turnover bad pass (1) | | | |
| 08:31 | | | | 4 DEAN A 3pt FG from turnover, jump shot missed |
| 08:28 | 5 RICHARDS D defensive rebound (2) | | | |
| 08:20 | 2 ALEU A turnover bad pass (1) | | | 23 KRIVOKAPIC P steal (1) |
| 08:10 | | | | 4 DEAN A 2pt FG from turnover in the paint, floating jump shot missed |
| 08:06 | 24 GERMANY J defensive rebound (3) | | | |
| 07:57 | 0 BUGGS III J 2pt FG in the paint, floating jump shot blocked | | | |
| 07:57 | | | | 44 PINKNEY S block (1) |
| 07:52 | 24 GERMANY J offensive rebound (4) | | | |
| 07:52 | 24 GERMANY J 2pt FG second chance in the paint, layup made (6) | 19-20 | -1 | |
| 07:28 | | | | 0 GUADARRAMA N 3pt FG , jump shot missed |
| 07:25 | 5 RICHARDS D defensive rebound (3) | | | |
| 07:19 | 0 BUGGS III J 3pt FG , pull up jump shot missed | | | |
| 07:16 | | | | 2 JONES D defensive rebound (1) |
| 07:15 | 2 ALEU A foul shooting (1 - 2) | | | 2 JONES D foul drawn (1) |
| 07:15 | Timeout media | | | |
| 07:15 | 0 BUGGS III J substitution out | | | |
| 07:15 | 2 ALEU A substitution out | | | |
| 07:15 | 4 FARMER J substitution in | | | |
| 07:15 | 10 CZUMBEL E substitution in | | | |
| 07:15 | | | | 44 PINKNEY S substitution out |
| 07:15 | | | | 33 SANOGO M substitution in |
| 07:15 | | 19-21 | -2 | 2 JONES D free throw fast break 1 - 2 made (5) |
| 07:15 | | 19-22 | -3 | 2 JONES D free throw fast break 2 - 2 made (6) |
| 07:01 | 10 CZUMBEL E 3pt FG , jump shot missed | | | |
| 06:57 | | | | 33 SANOGO M defensive rebound (4) |
| 06:51 | | 19-25 | -6 | 23 KRIVOKAPIC P 3pt FG , jump shot made (11) |
| 06:51 | | | | 0 GUADARRAMA N assist (2) |
| 06:13 | 24 GERMANY J 2pt FG in the paint, turnaround jump shot blocked | | | |
| 06:13 | | | | 33 SANOGO M block (1) |
| 06:08 | | | | 4 DEAN A defensive rebound (2) |
| 05:43 | | 19-27 | -8 | 33 SANOGO M 2pt FG in the paint, pull up jump shot made (2) |
| 05:43 | | | | 4 DEAN A assist (3) |
| 05:16 | 5 RICHARDS D 3pt FG , jump shot missed | | | |
| 05:13 | | | | 2 JONES D defensive rebound (2) |
| 05:09 | | 19-29 | -10 | 2 JONES D 2pt FG fast break in the paint, floating jump shot made (8) |
| 05:09 | 5 RICHARDS D foul shooting (1 - 3) | | | 2 JONES D foul drawn (2) |
| 05:09 | 5 RICHARDS D substitution out | | | |
| 05:09 | 10 CZUMBEL E substitution out | | | |
| 05:09 | 0 BUGGS III J substitution in | | | |
| 05:09 | 25 ADDO-ANKRAH I substitution in | | | |
| 05:09 | | | | 0 GUADARRAMA N substitution out |
| 05:09 | | | | 4 DEAN A substitution out |
| 05:09 | | | | 33 SANOGO M substitution out |
| 05:09 | | | | 1 GITTENS D substitution in |
| 05:09 | | | | 3 HAWKINS J substitution in |



FIU at UTSA

01/21/23 Convocation Center, San Antonio
2022-23 Men's Basketball

Game Time: 3:02 PM
Game Duration: 1:52
Attendance: 1,414

Officials: Blake Harris, Ryan McCarty, Alexander Thompson

| Game Time | TSA | Score | Diff | FIU |
|-----------|--|--------------|------------|---|
| 05:09 | | | | 44 PINKNEY S substitution in |
| 05:09 | | 19-30 | -11 | 2 JONES D free throw fast break 1 - 1 made (9) |
| 04:49 | 24 GERMANY J 2pt FG outside the paint, turnaround jump shot made (8) | 21-30 | -9 | |
| 04:25 | | | | 2 JONES D 3pt FG , jump shot missed |
| 04:22 | 24 GERMANY J defensive rebound (5) | | | |
| 04:08 | 25 ADDO-ANKRAH I foul drawn (1) | | | 1 GITTENS D foul personal (1 - 7) |
| 04:08 | 25 ADDO-ANKRAH I 1&1 free throw 1 made (3) | 22-30 | -8 | |
| 04:08 | | | | 2 JONES D substitution out |
| 04:08 | | | | 4 DEAN A substitution in |
| 04:08 | 25 ADDO-ANKRAH I 1&1 free throw 2 made (4) | 23-30 | -7 | |
| 03:54 | | 23-33 | -10 | 23 KRIVOKAPIC P 3pt FG , jump shot made (14) |
| 03:54 | | | | 44 PINKNEY S assist (1) |
| 03:18 | 0 BUGGS III J 3pt FG , jump shot missed | | | |
| 03:15 | 24 GERMANY J offensive rebound (6) | | | |
| 03:15 | 24 GERMANY J foul drawn (2) | | | 4 DEAN A foul shooting (1 - 8) |
| 03:15 | Timeout media | | | |
| 03:15 | 24 GERMANY J free throw 1 - 2 made (9) | 24-33 | -9 | |
| 03:15 | 24 GERMANY J free throw 2 - 2 made (10) | 25-33 | -8 | |
| 03:05 | | 25-36 | -11 | 1 GITTENS D 3pt FG , jump shot made (3) |
| 03:05 | | | | 4 DEAN A assist (4) |
| 02:37 | 0 BUGGS III J 3pt FG , jump shot missed | | | |
| 02:35 | | | | defensive rebound (17) |
| 02:35 | | | | 3 HAWKINS J substitution out |
| 02:35 | | | | 44 PINKNEY S substitution out |
| 02:35 | | | | 2 JONES D substitution in |
| 02:35 | | | | 33 SANOGO M substitution in |
| 02:17 | | | | 23 KRIVOKAPIC P 2pt FG in the paint, driving layup missed |
| 02:14 | 24 GERMANY J defensive rebound (7) | | | |
| 02:01 | 0 BUGGS III J 3pt FG , jump shot missed | | | |
| 01:59 | | | | defensive rebound (18) |
| 01:59 | 0 BUGGS III J substitution out | | | |
| 01:59 | 5 RICHARDS D substitution in | | | |
| 01:45 | | | | 2 JONES D 2pt FG outside the paint, floating jump shot missed |
| 01:41 | | | | 4 DEAN A offensive rebound (3) |
| 01:38 | | 25-38 | -13 | 33 SANOGO M 2pt FG second chance in the paint, dunk, made (4) |
| 01:38 | | | | 1 GITTENS D assist (1) |
| 01:31 | 25 ADDO-ANKRAH I turnover bad pass (1) | | | 2 JONES D steal (1) |
| 01:29 | 24 GERMANY J steal (1) | | | 23 KRIVOKAPIC P turnover bad pass (1) |
| 01:27 | 5 RICHARDS D foul drawn (2) | | | 33 SANOGO M foul shooting (2 - 9) |
| 01:27 | 5 RICHARDS D free throw fast break 1 - 2 missed | | | |
| 01:27 | offensive dead ball rebound (1) | | | |
| 01:27 | | | | 33 SANOGO M substitution out |
| 01:27 | | | | 44 PINKNEY S substitution in |
| 01:27 | 5 RICHARDS D free throw fast break 2 - 2 made (3) | 26-38 | -12 | |
| 01:10 | | | | 2 JONES D 3pt FG , pull up jump shot missed |
| 01:07 | 4 FARMER J defensive rebound (3) | | | |
| 01:01 | 22 TUCKER C 2pt FG in the paint, driving layup made (4) | 28-38 | -10 | |
| 01:01 | 22 TUCKER C foul drawn (2) | | | 2 JONES D foul shooting (1 - 10) |



FIU at UTSA

01/21/23 Convocation Center, San Antonio
2022-23 Men's Basketball

Game Time: 3:02 PM
Game Duration: 1:52
Attendance: 1,414

Officials: Blake Harris, Ryan McCarty, Alexander Thompson

| Game Time | TSA | Score | Diff | FIU |
|----------------------|--|--------------|------------|--|
| 01:01 | 22 TUCKER C free throw 1 - 1 made (5) | 29-38 | -9 | |
| 00:44 | | 29-40 | -11 | 1 GITTENS D 2pt FG in the paint, floating jump shot made (5) |
| 00:30 | 4 FARMER J 2pt FG in the paint, driving layup missed | | | |
| 00:27 | 4 FARMER J offensive rebound (4) | | | |
| 00:27 | 4 FARMER J 2pt FG second chance in the paint, layup missed | | | |
| 00:26 | 24 GERMANY J offensive rebound (8) | | | |
| 00:26 | 24 GERMANY J 2pt FG second chance in the paint, layup blocked | | | |
| 00:26 | | | | 44 PINKNEY S block (2) |
| 00:26 | offensive rebound (23) | | | |
| 00:24 | 24 GERMANY J 2pt FG second chance in the paint, floating jump shot made (12) | 31-40 | -9 | |
| 00:22 | | | | Timeout 30 Sec |
| 00:22 | 24 GERMANY J substitution out | | | |
| 00:22 | 14 DIOUF M substitution in | | | |
| 00:04 | | 31-43 | -12 | 4 DEAN A 3pt FG , jump shot made (5) |
| 00:04 | | | | 1 GITTENS D assist (2) |
| 00:00 | 4 FARMER J turnover bad pass (1) | | | 4 DEAN A steal (1) |
| END OF PERIOD | | | | |
| TSA 31-43 FIU | | | | |



FIU at UTSA

01/21/23 Convocation Center, San Antonio
2022-23 Men's Basketball

Game Time: 3:02 PM
Game Duration: 1:52
Attendance: 1,414

Officials: Blake Harris, Ryan McCarty, Alexander Thompson

FIU - 43

| NO. | Name | Min | FG | | | Rebounds | | | Fouls | | TP | AS | TO | ST | Blocks | | +/- |
|---------------|-------------------|---------|-------|------|-----|----------|----|-----|-------|----|----|----|----|----|--------|----|-----|
| | | | M-A | M-A | M-A | OR | DR | TOT | PF | FD | | | | | BS | BA | |
| 0 | Nick Guadarrama | F 08:07 | 0-2 | 0-2 | 0-0 | 0 | 1 | 1 | 2 | 0 | 0 | 2 | 0 | 0 | 0 | 0 | 11 |
| 33 | Mohamed Sanogo | F 09:27 | 2-2 | 0-0 | 0-0 | 0 | 4 | 4 | 2 | 0 | 4 | 0 | 0 | 0 | 1 | 0 | 6 |
| 2 | Denver Jones | G 17:03 | 3-10 | 0-6 | 3-3 | 0 | 2 | 2 | 1 | 2 | 9 | 0 | 0 | 1 | 0 | 0 | 13 |
| 4 | Arturo Dean | G 16:44 | 2-4 | 1-2 | 0-0 | 1 | 2 | 3 | 1 | 1 | 5 | 4 | 2 | 1 | 0 | 0 | 11 |
| 23 | Petar Krivokapic | G 18:07 | 5-7 | 4-5 | 0-0 | 1 | 2 | 3 | 0 | 0 | 14 | 1 | 1 | 1 | 0 | 0 | 17 |
| 44 | Seth Pinkney | 09:41 | 0-2 | 0-0 | 0-0 | 0 | 1 | 1 | 1 | 0 | 0 | 1 | 0 | 0 | 2 | 0 | 9 |
| 1 | Dashon Gittens | 08:45 | 2-4 | 1-2 | 0-0 | 1 | 0 | 1 | 1 | 0 | 5 | 2 | 0 | 1 | 0 | 1 | 9 |
| 3 | Javaunte Hawkins | 06:13 | 2-3 | 2-3 | 0-0 | 0 | 0 | 0 | 1 | 0 | 6 | 0 | 1 | 1 | 0 | 0 | 0 |
| 12 | Dante Wilcox | 01:53 | 0-0 | 0-0 | 0-0 | 0 | 0 | 0 | 0 | 0 | 0 | 0 | 0 | 0 | 1 | 0 | -5 |
| 21 | John Williams Jr. | 04:00 | 0-1 | 0-1 | 0-0 | 0 | 0 | 0 | 1 | 0 | 0 | 0 | 0 | 0 | 0 | 0 | -11 |
| Team | | | | | | 1 | 3 | 4 | | | 0 | | 0 | | | | |
| Totals | | | 16-35 | 8-21 | 3-3 | 4 | 15 | 19 | 10 | 3 | 43 | 10 | 4 | 5 | 4 | 1 | 12 |

| Shooting By Period | | |
|---------------------|-------|--------|
| 1 st FG% | 16-35 | 45.7% |
| 3PT% | 8-21 | 38.1% |
| FT% | 3-3 | 100% |
| GM FG% | 16-35 | 45.7% |
| 3PT% | 8-21 | 38.1% |
| FT% | 3-3 | 100.0% |

Dead Ball Rebounds: 0, 0

Technical Fouls::NONE

UTSA - 31

| NO. | Name | Min | FG | | | Rebounds | | | Fouls | | TP | AS | TO | ST | Blocks | | +/- |
|---------------|--------------------|---------|-------|------|-------|----------|----|-----|-------|----|----|----|----|----|--------|----|-----|
| | | | M-A | M-A | M-A | OR | DR | TOT | PF | FD | | | | | BS | BA | |
| 2 | Aleu Aleu | F 06:28 | 0-1 | 0-1 | 2-2 | 0 | 1 | 1 | 1 | 1 | 2 | 0 | 1 | 1 | 0 | 0 | -4 |
| 14 | Massal Diouf | F 04:20 | 0-0 | 0-0 | 0-0 | 1 | 0 | 1 | 0 | 1 | 0 | 0 | 0 | 0 | 0 | 0 | -3 |
| 0 | John Buggs III | G 14:02 | 0-6 | 0-4 | 0-0 | 0 | 0 | 0 | 0 | 0 | 0 | 1 | 0 | 0 | 0 | 1 | -7 |
| 5 | DJ Richards | G 13:13 | 1-6 | 0-4 | 1-2 | 0 | 3 | 3 | 1 | 2 | 3 | 0 | 1 | 0 | 0 | 0 | -2 |
| 22 | Christian Tucker | G 17:53 | 1-4 | 0-2 | 3-3 | 0 | 0 | 0 | 0 | 2 | 5 | 1 | 1 | 2 | 0 | 1 | -18 |
| 10 | Erik Czumbel | 09:43 | 2-3 | 1-2 | 0-0 | 0 | 3 | 3 | 0 | 0 | 5 | 1 | 1 | 0 | 0 | 0 | -7 |
| 24 | Jacob Germany | 14:39 | 5-9 | 0-0 | 2-2 | 3 | 5 | 8 | 0 | 2 | 12 | 0 | 1 | 1 | 1 | 2 | -11 |
| 4 | Josh Farmer | 11:25 | 0-2 | 0-0 | 0-0 | 2 | 2 | 4 | 1 | 1 | 0 | 0 | 1 | 0 | 0 | 0 | -14 |
| 25 | Isaiah Addo-Ankrah | 08:17 | 1-2 | 0-1 | 2-2 | 0 | 1 | 1 | 0 | 1 | 4 | 0 | 1 | 0 | 0 | 0 | 6 |
| Team | | | | | | 2 | 0 | 2 | | | 0 | | 0 | | | | |
| Totals | | | 10-33 | 1-14 | 10-11 | 8 | 15 | 23 | 3 | 10 | 31 | 3 | 7 | 4 | 1 | 4 | -12 |

| Shooting By Period | | |
|---------------------|-------|-------|
| 1 st FG% | 10-33 | 30.3% |
| 3PT% | 1-14 | 7.1% |
| FT% | 10-11 | 90.9% |
| GM FG% | 10-33 | 30.3% |
| 3PT% | 1-14 | 7.1% |
| FT% | 10-11 | 90.9% |

Dead Ball Rebounds: 1, 0

Technical Fouls::NONE

| | FIU | TSA |
|------------------|----------------------------|---------------------------|
| Biggest lead | 13 (1 st 1:38) | 0 (1 st 20:00) |
| Best Scoring Run | 11 (1 st 13:18) | 11 (1 st 9:47) |
| Lead Changes | 0 | |
| Times Tied | 0 | |
| Time with Lead | 19:21 | 00:00 |

| Points from | FIU | TSA |
|---------------|-----|-----|
| Turnovers | 5 | 5 |
| Paint | 14 | 12 |
| Second Chance | 8 | 8 |
| Fast Breaks | 9 | 3 |
| Bench | 11 | 21 |

| | Period by Period Scoring | | |
|-----|--------------------------|-----|-----|
| | 1st | 2nd | TOT |
| FIU | 43 | 34 | 77 |
| TSA | 31 | 41 | 72 |



FIU at UTSA

01/21/23 Convocation Center, San Antonio
2022-23 Men's Basketball

Game Time: 3:02 PM

Game Duration: 1:52

Attendance: 1,414

Officials: Blake Harris, Ryan McCarty, Alexander Thompson

Period 2

Quarter Starters:

| | | | | | |
|-----|----------------|-----------|--------------|-----------------|-------------|
| TSA | 0 Buggs III J | 2 Aleu A | 5 Richards D | 14 Diouf M | 22 Tucker C |
| FIU | 0 Guadarrama N | 2 Jones D | 4 Dean A | 23 Krivokapic P | 33 Sanogo M |

| Game Time | TSA | Score | Diff | FIU |
|-----------|--|-------|------|---|
| 20:00 | 4 FARMER J substitution out | | | |
| 20:00 | 25 ADDO-ANKRAH I substitution out | | | |
| 20:00 | 0 BUGGS III J substitution in | | | |
| 20:00 | 2 ALEU A substitution in | | | |
| 20:00 | | | | 1 GITTENS D substitution out |
| 20:00 | | | | 44 PINKNEY S substitution out |
| 20:00 | | | | 0 GUADARRAMA N substitution in |
| 20:00 | | | | 33 SANOGO M substitution in |
| 19:45 | | | | 33 SANOGO M 2pt FG in the paint, turnaround jump shot missed |
| 19:41 | 2 ALEU A defensive rebound (2) | | | |
| 19:27 | 22 TUCKER C 2pt FG in the paint, floating jump shot missed | | | |
| 19:24 | | | | 0 GUADARRAMA N defensive rebound (2) |
| 19:16 | | 31-46 | -15 | 2 JONES D 3pt FG , jump shot made (12) |
| 19:16 | | | | 0 GUADARRAMA N assist (3) |
| 18:54 | 5 RICHARDS D 3pt FG , jump shot missed | | | |
| 18:51 | | | | 33 SANOGO M defensive rebound (5) |
| 18:45 | | 31-49 | -18 | 2 JONES D 3pt FG , jump shot made (15) |
| 18:25 | 5 RICHARDS D 3pt FG , jump shot made (6) | 34-49 | -15 | |
| 18:25 | 2 ALEU A assist (1) | | | |
| 18:04 | | | | 0 GUADARRAMA N 3pt FG , jump shot missed |
| 18:02 | 5 RICHARDS D defensive rebound (4) | | | |
| 17:43 | 0 BUGGS III J 2pt FG in the paint, driving layup blocked | | | |
| 17:43 | | | | 0 GUADARRAMA N block (1) |
| 17:38 | 14 DIOUF M offensive rebound (2) | | | |
| 17:38 | 14 DIOUF M 2pt FG second chance in the paint, layup missed | | | |
| 17:37 | 14 DIOUF M offensive rebound (3) | | | |
| 17:37 | 14 DIOUF M 2pt FG second chance in the paint, layup blocked | | | |
| 17:37 | | | | 33 SANOGO M block (2) |
| 17:32 | 14 DIOUF M offensive rebound (4) | | | |
| 17:32 | 14 DIOUF M 2pt FG second chance in the paint, layup made (2) | 36-49 | -13 | |
| 17:22 | | | | 2 JONES D 3pt FG , jump shot missed |
| 17:19 | 5 RICHARDS D defensive rebound (5) | | | |
| 17:14 | 5 RICHARDS D turnover lost ball (2) | | | 4 DEAN A steal (2) |
| 17:09 | | | | 4 DEAN A 2pt FG from turnover in the paint, dunk, missed |
| 17:06 | | | | 2 JONES D offensive rebound (3) |
| 17:00 | | | | 33 SANOGO M 2pt FG from turnover second chance in the paint, pull up jump shot missed |
| 16:56 | 14 DIOUF M defensive rebound (5) | | | |
| 16:33 | 2 ALEU A 2pt FG in the paint, pull up jump shot missed | | | |
| 16:30 | 2 ALEU A offensive rebound (3) | | | |
| 16:23 | 5 RICHARDS D 3pt FG second chance, jump shot made (9) | 39-49 | -10 | |
| 16:23 | 0 BUGGS III J assist (2) | | | |
| 16:04 | | | | 4 DEAN A 2pt FG outside the paint, floating jump shot missed |



FIU at UTSA

01/21/23 Convocation Center, San Antonio
2022-23 Men's Basketball

Game Time: 3:02 PM
Game Duration: 1:52
Attendance: 1,414

Officials: Blake Harris, Ryan McCarty, Alexander Thompson

| Game Time | TSA | Score | Diff | FIU |
|-----------|--|--------------|------------|--|
| 16:01 | 5 RICHARDS D defensive rebound (6) | | | |
| 15:56 | 2 ALEU A 2pt FG fast break in the paint, driving layup made (4) | 41-49 | -8 | |
| 15:56 | 5 RICHARDS D assist (1) | | | |
| 15:24 | | | | turnover shot clock (5) |
| 15:24 | Timeout media | | | |
| 15:24 | 2 ALEU A substitution out | | | |
| 15:24 | 14 DIOUF M substitution out | | | |
| 15:24 | 24 GERMANY J substitution in | | | |
| 15:24 | 25 ADDO-ANKRAH I substitution in | | | |
| 15:24 | | | | 4 DEAN A substitution out |
| 15:24 | | | | 33 SANOGO M substitution out |
| 15:24 | | | | 3 HAWKINS J substitution in |
| 15:24 | | | | 44 PINKNEY S substitution in |
| 15:03 | 0 BUGGS III J 3pt FG from turnover, jump shot missed | | | |
| 14:59 | | | | 23 KRIVOKAPIC P defensive rebound (4) |
| 14:30 | | | | 3 HAWKINS J 2pt FG outside the paint, floating jump shot missed |
| 14:30 | defensive rebound (33) | | | |
| 14:30 | 0 BUGGS III J substitution out | | | |
| 14:30 | 10 CZUMBEL E substitution in | | | |
| 14:30 | | | | 23 KRIVOKAPIC P substitution out |
| 14:30 | | | | 1 GITTENS D substitution in |
| 14:29 | 22 TUCKER C foul drawn (3) | | | 3 HAWKINS J foul personal (2 - 1) |
| 14:22 | 25 ADDO-ANKRAH I turnover travel (2) | | | |
| 14:02 | 5 RICHARDS D foul personal (2 - 1) | | | 44 PINKNEY S foul drawn (1) |
| 13:51 | | 41-51 | -10 | 0 GUADARRAMA N 2pt FG from turnover in the paint, hook shot made (2) |
| 13:41 | 5 RICHARDS D 3pt FG , jump shot made (12) | 44-51 | -7 | |
| 13:41 | 24 GERMANY J assist (1) | | | |
| 13:28 | | | | 0 GUADARRAMA N 2pt FG in the paint, hook shot missed |
| 13:24 | | | | 44 PINKNEY S offensive rebound (2) |
| 13:24 | | 44-53 | -9 | 44 PINKNEY S 2pt FG second chance in the paint, layup made (2) |
| 13:03 | 22 TUCKER C 2pt FG in the paint, floating jump shot missed | | | |
| 13:00 | 22 TUCKER C offensive rebound (1) | | | |
| 13:00 | 22 TUCKER C foul drawn (4) | | | 1 GITTENS D foul personal (2 - 2) |
| 13:00 | | | | 2 JONES D substitution out |
| 13:00 | | | | 44 PINKNEY S substitution out |
| 13:00 | | | | 4 DEAN A substitution in |
| 13:00 | | | | 33 SANOGO M substitution in |
| 12:58 | 24 GERMANY J foul drawn (3) | | | 0 GUADARRAMA N foul shooting (3 - 3) |
| 12:58 | 24 GERMANY J free throw 1 - 2 made (13) | 45-53 | -8 | |
| 12:58 | 24 GERMANY J free throw 2 - 2 missed | | | |
| 12:57 | | | | 33 SANOGO M defensive rebound (6) |
| 12:48 | | 45-56 | -11 | 1 GITTENS D 3pt FG , jump shot made (8) |
| 12:48 | | | | 4 DEAN A assist (5) |
| 12:37 | 22 TUCKER C 2pt FG fast break in the paint, driving layup made (7) | 47-56 | -9 | |
| 12:35 | | | | 0 GUADARRAMA N substitution out |
| 12:35 | | | | 23 KRIVOKAPIC P substitution in |



FIU at UTSA

01/21/23 Convocation Center, San Antonio
2022-23 Men's Basketball

Game Time: 3:02 PM
Game Duration: 1:52
Attendance: 1,414

Officials: Blake Harris, Ryan McCarty, Alexander Thompson

| Game Time | TSA | Score | Diff | FIU |
|-----------|---|--------------|------------|---|
| 12:25 | 22 TUCKER C foul personal (1 - 2) | | | 4 DEAN A foul drawn (2) |
| 12:12 | | 47-58 | -11 | 1 GITTENS D 2pt FG in the paint, driving layup made (10) |
| 11:48 | 24 GERMANY J turnover travel (2) | | | |
| 11:48 | Timeout media | | | |
| 11:48 | 22 TUCKER C substitution out | | | |
| 11:48 | 25 ADDO-ANKRAH I substitution out | | | |
| 11:48 | 0 BUGGS III J substitution in | | | |
| 11:48 | 4 FARMER J substitution in | | | |
| 11:27 | | | | 1 GITTENS D 2pt FG from turnover in the paint, floating jump shot missed |
| 11:23 | | | | 33 SANOGO M offensive rebound (7) |
| 11:22 | | 47-60 | -13 | 33 SANOGO M 2pt FG from turnover second chance in the paint, dunk, made (6) |
| 10:55 | 5 RICHARDS D 3pt FG , jump shot missed | | | |
| 10:52 | 4 FARMER J offensive rebound (5) | | | |
| 10:49 | 4 FARMER J turnover bad pass (2) | | | 4 DEAN A steal (3) |
| 10:19 | | | | 23 KRIVOKAPIC P 3pt FG from turnover, jump shot missed |
| 10:17 | 5 RICHARDS D defensive rebound (7) | | | |
| 10:17 | 5 RICHARDS D foul drawn (3) | | | 3 HAWKINS J foul personal (3 - 4) |
| 10:17 | | | | 3 HAWKINS J substitution out |
| 10:17 | | | | 23 KRIVOKAPIC P substitution out |
| 10:17 | | | | 0 GUADARRAMA N substitution in |
| 10:17 | | | | 2 JONES D substitution in |
| 10:02 | 4 FARMER J 2pt FG in the paint, alleyoop made (2) | 49-60 | -11 | |
| 10:02 | 24 GERMANY J assist (2) | | | |
| 09:49 | | | | 0 GUADARRAMA N 2pt FG outside the paint, jump shot missed |
| 09:42 | 4 FARMER J defensive rebound (6) | | | |
| 09:42 | jump ball situation | | | |
| 09:42 | | | | 33 SANOGO M substitution out |
| 09:42 | | | | 44 PINKNEY S substitution in |
| 09:21 | 0 BUGGS III J 3pt FG , jump shot missed | | | |
| 09:19 | 5 RICHARDS D offensive rebound (8) | | | |
| 09:19 | 5 RICHARDS D foul drawn (4) | | | 4 DEAN A foul personal (2 - 5) |
| 09:13 | 10 CZUMBEL E foul drawn (1) | | | 2 JONES D foul shooting (2 - 6) |
| 09:13 | 10 CZUMBEL E free throw 1 - 2 missed | | | |
| 09:13 | offensive dead ball rebound (2) | | | |
| 09:13 | 0 BUGGS III J substitution out | | | |
| 09:13 | 22 TUCKER C substitution in | | | |
| 09:13 | 10 CZUMBEL E free throw 2 - 2 made (6) | 50-60 | -10 | |
| 08:48 | | | | 0 GUADARRAMA N 3pt FG , jump shot missed |
| 08:44 | 4 FARMER J defensive rebound (7) | | | |
| 08:40 | 4 FARMER J 3pt FG , pull up jump shot missed | | | |
| 08:36 | | | | 2 JONES D defensive rebound (4) |
| 08:31 | | 50-62 | -12 | 2 JONES D 2pt FG fast break in the paint, driving layup made (17) |
| 08:12 | 24 GERMANY J 2pt FG in the paint, floating jump shot missed | | | |
| 08:08 | 24 GERMANY J offensive rebound (9) | | | |
| 08:08 | 24 GERMANY J 2pt FG second chance in the paint, layup made (15) | 52-62 | -10 | |
| 08:04 | | 52-64 | -12 | 1 GITTENS D 2pt FG fast break in the paint, driving layup made (12) |



FIU at UTSA

01/21/23 Convocation Center, San Antonio
2022-23 Men's Basketball

Game Time: 3:02 PM
Game Duration: 1:52
Attendance: 1,414

Officials: Blake Harris, Ryan McCarty, Alexander Thompson

| Game Time | TSA | Score | Diff | FIU |
|-----------|---|--------------|------------|---|
| 08:04 | | | | 2 JONES D assist (1) |
| 07:37 | 24 GERMANY J 2pt FG outside the paint, pull up jump shot missed | | | |
| 07:34 | 10 CZUMBEL E offensive rebound (4) | | | |
| 07:34 | Timeout 30 Sec | | | |
| 07:34 | 4 FARMER J substitution out | | | |
| 07:34 | 25 ADDO-ANKRAH I substitution in | | | |
| 07:34 | | | | 0 GUADARRAMA N substitution out |
| 07:34 | | | | 44 PINKNEY S substitution out |
| 07:34 | | | | 23 KRIVOKAPIC P substitution in |
| 07:34 | | | | 33 SANOGO M substitution in |
| 07:32 | 22 TUCKER C foul drawn (5) | | | 2 JONES D foul personal (3 - 7) |
| 07:32 | Timeout media | | | |
| 07:32 | 22 TUCKER C 1&1 free throw 1 missed | | | |
| 07:31 | 24 GERMANY J offensive rebound (10) | | | |
| 07:16 | 22 TUCKER C 2pt FG second chance outside the paint, pull up jump shot blocked | | | |
| 07:16 | | | | 4 DEAN A block (1) |
| 07:10 | | | | 23 KRIVOKAPIC P defensive rebound (5) |
| 07:02 | | 52-66 | -14 | 2 JONES D 2pt FG outside the paint, pull up jump shot made (19) |
| 06:44 | 5 RICHARDS D turnover lost ball (3) | | | 4 DEAN A steal (4) |
| 06:41 | 10 CZUMBEL E foul shooting (1 - 3) | | | 4 DEAN A foul drawn (3) |
| 06:41 | | 52-67 | -15 | 4 DEAN A free throw fast break 1 - 2 made (6) |
| 06:41 | 22 TUCKER C substitution out | | | |
| 06:41 | 0 BUGGS III J substitution in | | | |
| 06:41 | | | | 4 DEAN A free throw fast break 2 - 2 missed |
| 06:40 | 10 CZUMBEL E defensive rebound (5) | | | |
| 06:27 | 0 BUGGS III J 3pt FG , jump shot missed | | | |
| 06:22 | 5 RICHARDS D offensive rebound (9) | | | |
| 06:11 | 25 ADDO-ANKRAH I 3pt FG second chance, jump shot made (7) | 55-67 | -12 | |
| 06:11 | 10 CZUMBEL E assist (2) | | | |
| 05:48 | | | | 4 DEAN A 3pt FG , jump shot missed |
| 05:44 | 24 GERMANY J defensive rebound (11) | | | |
| 05:36 | 5 RICHARDS D 3pt FG , jump shot made (15) | 58-67 | -9 | |
| 05:36 | 0 BUGGS III J assist (3) | | | |
| 05:12 | | | | 2 JONES D 3pt FG , jump shot missed |
| 05:09 | 10 CZUMBEL E defensive rebound (6) | | | |
| 04:48 | 25 ADDO-ANKRAH I 3pt FG , jump shot missed | | | |
| 04:44 | | | | 1 GITTENS D defensive rebound (2) |
| 04:39 | | | | Timeout 60 Sec |
| 04:39 | | | | 33 SANOGO M substitution out |
| 04:39 | | | | 0 GUADARRAMA N substitution in |
| 04:22 | | | | 0 GUADARRAMA N 2pt FG in the paint, turnaround jump shot missed |
| 04:22 | | | | 2 JONES D offensive rebound (5) |
| 04:22 | 25 ADDO-ANKRAH I foul personal (1 - 4) | | | 2 JONES D foul drawn (3) |
| 04:12 | 5 RICHARDS D steal (1) | | | 4 DEAN A turnover bad pass (3) |
| 04:12 | Timeout 30 Sec | | | |
| 04:12 | Timeout media | | | |



FIU at UTSA

01/21/23 Convocation Center, San Antonio
2022-23 Men's Basketball

Game Time: 3:02 PM
Game Duration: 1:52
Attendance: 1,414

Officials: Blake Harris, Ryan McCarty, Alexander Thompson

| Game Time | TSA | Score | Diff | FIU |
|-----------|--|--------------|-----------|--|
| 03:53 | 10 CZUMBEL E foul drawn (2) | | | 2 JONES D foul personal (4 - 8) |
| 03:53 | | | | 2 JONES D substitution out |
| 03:53 | | | | 3 HAWKINS J substitution in |
| 03:53 | 10 CZUMBEL E 1&1 free throw 1 missed | | | |
| 03:51 | | | | 4 DEAN A defensive rebound (4) |
| 03:40 | | | | 1 GITTENS D 3pt FG , jump shot missed |
| 03:37 | 24 GERMANY J defensive rebound (12) | | | |
| 03:33 | 10 CZUMBEL E turnover bad pass (2) | | | |
| 03:15 | | | | 23 KRIVOKAPIC P 3pt FG from turnover, jump shot missed |
| 03:12 | 0 BUGGS III J defensive rebound (1) | | | |
| 03:06 | 24 GERMANY J 2pt FG fast break in the paint, layup made (17) | 60-67 | -7 | |
| 03:06 | 25 ADDO-ANKRAH I assist (1) | | | |
| 02:48 | | 60-69 | -9 | 4 DEAN A 2pt FG in the paint, floating jump shot made (8) |
| 02:46 | | | | 1 GITTENS D substitution out |
| 02:46 | | | | 3 HAWKINS J substitution out |
| 02:46 | | | | 2 JONES D substitution in |
| 02:46 | | | | 44 PINKNEY S substitution in |
| 02:38 | 5 RICHARDS D foul drawn (5) | | | 4 DEAN A foul personal (3 - 9) |
| 02:38 | 5 RICHARDS D 1&1 free throw 1 missed | | | |
| 02:34 | 5 RICHARDS D offensive rebound (10) | | | |
| 02:31 | 25 ADDO-ANKRAH I 3pt FG second chance, jump shot made (10) | 63-69 | -6 | |
| 02:31 | 5 RICHARDS D assist (2) | | | |
| 02:02 | | 63-71 | -8 | 2 JONES D 2pt FG outside the paint, floating jump shot made (21) |
| 02:02 | | | | 4 DEAN A assist (6) |
| 01:41 | 5 RICHARDS D 3pt FG , jump shot made (18) | 66-71 | -5 | |
| 01:41 | 0 BUGGS III J assist (4) | | | |
| 01:30 | 0 BUGGS III J foul personal (1 - 5) | | | 4 DEAN A foul drawn (4) |
| 01:28 | 0 BUGGS III J foul personal (2 - 6) | | | 2 JONES D foul drawn (4) |
| 01:00 | | | | 2 JONES D 3pt FG , jump shot missed |
| 00:52 | | | | 44 PINKNEY S offensive rebound (3) |
| 00:50 | 10 CZUMBEL E foul personal (2 - 7) | | | 2 JONES D foul drawn (5) |
| 00:50 | | 66-72 | -6 | 2 JONES D 1&1 free throw 1 made (22) |
| 00:50 | | 66-73 | -7 | 2 JONES D 1&1 free throw 2 made (23) |
| 00:50 | | | | 2 JONES D substitution out |
| 00:50 | | | | 3 HAWKINS J substitution in |
| 00:35 | 10 CZUMBEL E 3pt FG , pull up jump shot missed | | | |
| 00:32 | 24 GERMANY J offensive rebound (13) | | | |
| 00:29 | 10 CZUMBEL E 3pt FG second chance, jump shot missed | | | |
| 00:24 | 25 ADDO-ANKRAH I offensive rebound (2) | | | |
| 00:22 | 0 BUGGS III J foul drawn (1) | | | 0 GUADARRAMA N foul shooting (4 - 10) |
| 00:22 | 0 BUGGS III J free throw 1 - 2 made (1) | 67-73 | -6 | |
| 00:22 | | | | 4 DEAN A substitution out |
| 00:22 | | | | 2 JONES D substitution in |
| 00:22 | Timeout 60 Sec | | | |
| 00:22 | 24 GERMANY J substitution out | | | |
| 00:22 | 25 ADDO-ANKRAH I substitution out | | | |
| 00:22 | 2 ALEU A substitution in | | | |
| 00:22 | 4 FARMER J substitution in | | | |



FIU at UTSA

01/21/23 Convocation Center, San Antonio
2022-23 Men's Basketball

Game Time: 3:02 PM
Game Duration: 1:52
Attendance: 1,414

Officials: Blake Harris, Ryan McCarty, Alexander Thompson

| Game Time | TSA | Score | Diff | FIU |
|----------------------|---|--------------|-----------|--------------------------------------|
| 00:22 | 0 BUGGS III J free throw 2 - 2 made (2) | 68-73 | -5 | |
| 00:20 | 2 ALEU A foul personal (2 - 8) | | | 2 JONES D foul drawn (6) |
| 00:20 | 2 ALEU A substitution out | | | |
| 00:20 | 4 FARMER J substitution out | | | |
| 00:20 | 10 CZUMBEL E substitution out | | | |
| 00:20 | 22 TUCKER C substitution in | | | |
| 00:20 | 24 GERMANY J substitution in | | | |
| 00:20 | 25 ADDO-ANKRAH I substitution in | | | |
| 00:20 | | 68-74 | -6 | 2 JONES D 1&1 free throw 1 made (24) |
| 00:20 | | 68-75 | -7 | 2 JONES D 1&1 free throw 2 made (25) |
| 00:20 | | | | 2 JONES D substitution out |
| 00:20 | | | | 4 DEAN A substitution in |
| 00:11 | 24 GERMANY J 2pt FG in the paint, layup made (19) | 70-75 | -5 | |
| 00:11 | 22 TUCKER C assist (2) | | | |
| 00:10 | | | | Timeout 30 Sec |
| 00:10 | 25 ADDO-ANKRAH I substitution out | | | |
| 00:10 | 2 ALEU A substitution in | | | |
| 00:10 | | | | 4 DEAN A substitution out |
| 00:10 | | | | 2 JONES D substitution in |
| 00:09 | 22 TUCKER C foul personal (2 - 9) | | | 2 JONES D foul drawn (7) |
| 00:09 | 2 ALEU A substitution out | | | |
| 00:09 | 25 ADDO-ANKRAH I substitution in | | | |
| 00:09 | | 70-76 | -6 | 2 JONES D 1&1 free throw 1 made (26) |
| 00:09 | | 70-77 | -7 | 2 JONES D 1&1 free throw 2 made (27) |
| 00:09 | | | | 2 JONES D substitution out |
| 00:09 | | | | 4 DEAN A substitution in |
| 00:04 | 22 TUCKER C 3pt FG , pull up jump shot missed | | | |
| 00:02 | 25 ADDO-ANKRAH I offensive rebound (3) | | | |
| 00:02 | 25 ADDO-ANKRAH I 2pt FG second chance in the paint, layup made (12) | 72-77 | -5 | |
| END OF GAME | | | | |
| TSA 72-77 FIU | | | | |



FIU at UTSA

01/21/23 Convocation Center, San Antonio
2022-23 Men's Basketball

Game Time: 3:02 PM
Game Duration: 1:52
Attendance: 1,414

Officials: Blake Harris, Ryan McCarty, Alexander Thompson

FIU - 34

| NO. | Name | Min | FG | 3P | FT | Rebounds | | | Fouls | | TP | AS | TO | ST | Blocks | | +/- |
|---------------|------------------|---------|-------|------|-----|----------|----|-----|-------|----|----|----|----|----|--------|----|-----|
| | | | M-A | M-A | M-A | OR | DR | TOT | PF | FD | | | | | BS | BA | |
| 0 | Nick Guadarrama | F 14:47 | 1-6 | 0-2 | 0-0 | 0 | 1 | 1 | 2 | 0 | 2 | 1 | 0 | 0 | 1 | 0 | -8 |
| 33 | Mohamed Sanogo | F 10:49 | 1-3 | 0-0 | 0-0 | 1 | 2 | 3 | 0 | 0 | 2 | 0 | 0 | 0 | 1 | 0 | -5 |
| 2 | Denver Jones | G 15:22 | 5-8 | 2-5 | 6-6 | 2 | 1 | 3 | 3 | 5 | 18 | 1 | 0 | 0 | 0 | 0 | -6 |
| 4 | Arturo Dean | G 17:33 | 1-4 | 0-1 | 1-2 | 0 | 1 | 1 | 2 | 3 | 3 | 2 | 1 | 3 | 1 | 0 | -11 |
| 23 | Petar Krivokapic | G 15:22 | 0-2 | 0-2 | 0-0 | 0 | 2 | 2 | 0 | 0 | 0 | 0 | 0 | 0 | 0 | 0 | -7 |
| 3 | Javaunte Hawkins | 07:05 | 0-1 | 0-0 | 0-0 | 0 | 0 | 0 | 2 | 0 | 0 | 0 | 0 | 0 | 0 | 0 | 3 |
| 44 | Seth Pinkney | 07:18 | 1-1 | 0-0 | 0-0 | 2 | 0 | 2 | 0 | 1 | 2 | 0 | 0 | 0 | 0 | 0 | -2 |
| 1 | Dashon Gittens | 11:44 | 3-5 | 1-2 | 0-0 | 0 | 1 | 1 | 1 | 0 | 7 | 0 | 0 | 0 | 0 | 0 | 1 |
| Team | | | | | | 0 | 0 | 0 | | | 0 | | 1 | | | | |
| Totals | | | 12-30 | 3-12 | 7-8 | 5 | 8 | 13 | 10 | 9 | 34 | 4 | 2 | 3 | 3 | 0 | -7 |

| Shooting By Period | | |
|---------------------|-------|-------|
| 2 nd FG% | 12-30 | 40.0% |
| 3PT% | 3-12 | 25.0% |
| FT% | 7-8 | 87.5% |
| GM FG% | 12-30 | 40.0% |
| 3PT% | 3-12 | 25.0% |
| FT% | 7-8 | 87.5% |

Dead Ball Rebounds: 0, 0

Technical Fouls::NONE

UTSA - 41

| NO. | Name | Min | FG | 3P | FT | Rebounds | | | Fouls | | TP | AS | TO | ST | Blocks | | +/- |
|---------------|--------------------|---------|-------|------|-----|----------|----|-----|-------|----|----|----|----|----|--------|----|-----|
| | | | M-A | M-A | M-A | OR | DR | TOT | PF | FD | | | | | BS | BA | |
| 2 | Aleu Aleu | F 04:39 | 1-2 | 0-0 | 0-0 | 1 | 1 | 2 | 1 | 0 | 2 | 1 | 0 | 0 | 0 | 0 | 5 |
| 14 | Massal Diouf | F 04:36 | 1-3 | 0-0 | 0-0 | 3 | 1 | 4 | 0 | 0 | 2 | 0 | 0 | 0 | 0 | 1 | 4 |
| 0 | John Buggs III | G 14:46 | 0-4 | 0-3 | 2-2 | 0 | 1 | 1 | 2 | 1 | 2 | 3 | 0 | 0 | 0 | 1 | 14 |
| 5 | DJ Richards | G 20:00 | 5-7 | 5-7 | 0-1 | 3 | 4 | 7 | 1 | 3 | 15 | 2 | 2 | 1 | 0 | 0 | 7 |
| 22 | Christian Tucker | G 11:05 | 1-5 | 0-1 | 0-1 | 1 | 0 | 1 | 2 | 3 | 2 | 1 | 0 | 0 | 0 | 1 | -3 |
| 24 | Jacob Germany | 15:23 | 3-5 | 0-0 | 1-2 | 3 | 2 | 5 | 0 | 1 | 7 | 2 | 1 | 0 | 0 | 0 | 2 |
| 25 | Isaiah Addo-Ankrah | 11:07 | 3-4 | 2-3 | 0-0 | 2 | 0 | 2 | 1 | 0 | 8 | 1 | 1 | 0 | 0 | 0 | 3 |
| 10 | Erik Czumbel | 14:09 | 0-2 | 0-2 | 1-3 | 1 | 2 | 3 | 2 | 2 | 1 | 1 | 1 | 0 | 0 | 0 | 3 |
| 4 | Josh Farmer | 04:15 | 1-2 | 0-1 | 0-0 | 1 | 2 | 3 | 0 | 0 | 2 | 0 | 1 | 0 | 0 | 0 | 0 |
| Team | | | | | | 0 | 1 | 1 | | | 0 | | 0 | | | | |
| Totals | | | 15-34 | 7-17 | 4-9 | 15 | 14 | 29 | 9 | 10 | 41 | 11 | 6 | 1 | 0 | 3 | 7 |

| Shooting By Period | | |
|---------------------|-------|-------|
| 2 nd FG% | 15-34 | 44.1% |
| 3PT% | 7-17 | 41.2% |
| FT% | 4-9 | 44.4% |
| GM FG% | 15-34 | 44.1% |
| 3PT% | 7-17 | 41.2% |
| FT% | 4-9 | 44.4% |

Dead Ball Rebounds: 1, 0

Technical Fouls::NONE

| | FIU | TSA |
|------------------|----------------------------|---------------------------|
| Biggest lead | 18 (2 nd 18:45) | 0 (1 st 20:00) |
| Best Scoring Run | 6(2 nd 18:45) | 10(2 nd 15:56) |
| Lead Changes | 0 | |
| Times Tied | 0 | |
| Time with Lead | 19:45 | 00:00 |

| Points from | FIU | TSA |
|---------------|-----|-----|
| Turnovers | 5 | 0 |
| Paint | 14 | 16 |
| Second Chance | 6 | 19 |
| Fast Breaks | 9 | 6 |
| Bench | 9 | 18 |

| | Period by Period Scoring | | |
|-----|--------------------------|-----|-----|
| | 1st | 2nd | TOT |
| FIU | 43 | 34 | 77 |
| TSA | 31 | 41 | 72 |



FIU at UTSA

01/21/23 Convocation Center, San Antonio
2022-23 Men's Basketball

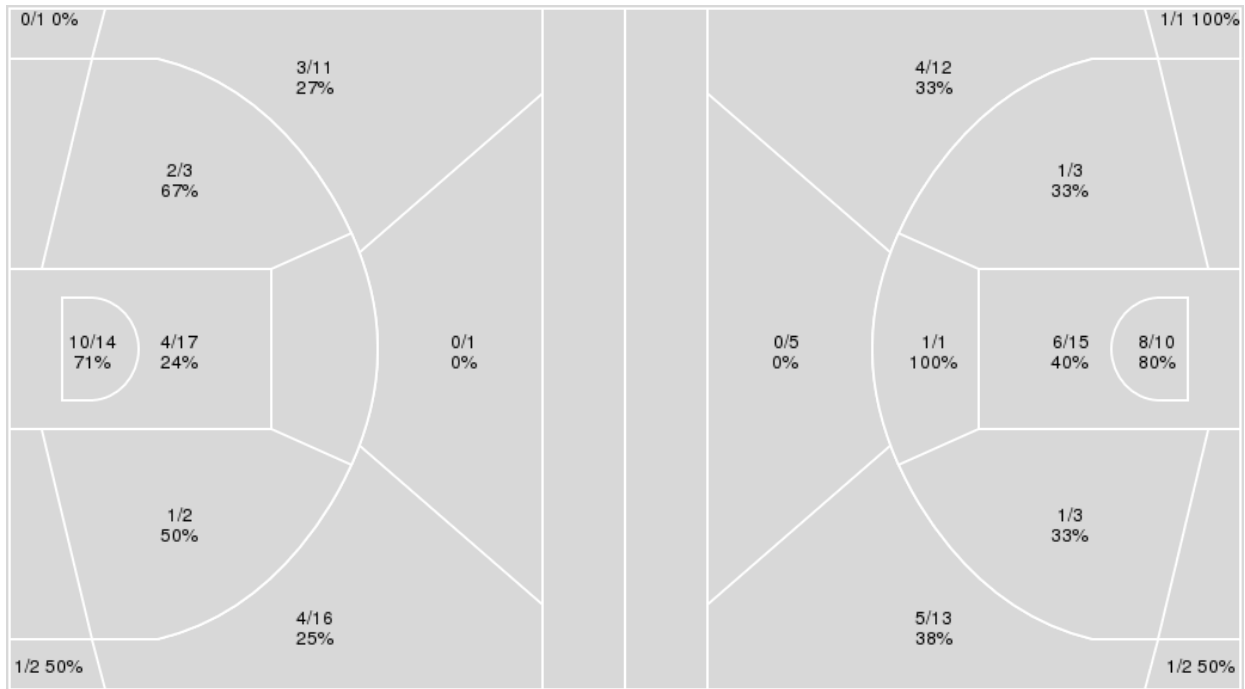
Officials: Blake Harris, Ryan McCarty, Alexander Thompson

{ Players => 0, 1, 2, 3, 4, 5, 10, 11, 12, 13, 14, 20, 22, 24, 25; } FG
Types => All; Results => All;

{ Players => 0, 1, 2, 3, 4, 11, 12, 15, 20, 21, 23, 24, 25, 33, 44; } FG
Types => All; Results => All;

UTSA

FIU



| UTSA | M/A | % |
|-------------|-------|----|
| Field Goals | 25/67 | 37 |
| 2 Points | 17/36 | 47 |
| 3 Points | 8/31 | 26 |
| Free Throws | 14/20 | 70 |

| FIU | M/A | % |
|-------------|-------|----|
| Field Goals | 28/65 | 43 |
| 2 Points | 17/32 | 53 |
| 3 Points | 11/33 | 33 |
| Free Throws | 10/11 | 91 |



FIU at UTSA

01/21/23 Convocation Center, San Antonio
2022-23 Men's Basketball

Game Time: 3:02 PM
Game Duration: 1:52
Attendance: 1,414

Officials: Blake Harris, Ryan McCarty, Alexander Thompson

FIU

| No | Name | Mins | | Score | | Points Diff | | Points per Min | | Assists | | Rebounds | | Steals | | Turnovers | |
|----|-------------------|-------|-------|---------|---------|-------------|-----|----------------|------|---------|-----|----------|-----|--------|-----|-----------|-----|
| | | On | Off | On | Off | On | Off | On | Off | On | Off | On | Off | On | Off | On | Off |
| 0 | Nick Guadarrama | 22:54 | 17:06 | 45 - 42 | 32 - 30 | 3 | 2 | 1.97 | 1.87 | 7 | 7 | 18 | 14 | 2 | 6 | 3 | 3 |
| 1 | Dashon Gittens | 20:29 | 19:31 | 45 - 35 | 32 - 37 | 10 | -5 | 2.20 | 1.64 | 9 | 5 | 16 | 16 | 6 | 2 | 2 | 4 |
| 2 | Denver Jones | 32:25 | 07:35 | 62 - 55 | 15 - 17 | 7 | -2 | 1.91 | 1.98 | 11 | 3 | 27 | 5 | 7 | 1 | 4 | 2 |
| 3 | Javaunte Hawkins | 13:18 | 26:42 | 30 - 27 | 47 - 45 | 3 | 2 | 2.26 | 1.76 | 4 | 10 | 10 | 22 | 3 | 5 | 2 | 4 |
| 4 | Arturo Dean | 34:17 | 05:43 | 62 - 62 | 15 - 10 | 0 | 5 | 1.81 | 2.62 | 13 | 1 | 27 | 5 | 6 | 2 | 6 | 0 |
| 12 | Dante Wilcox | 01:53 | 38:07 | 0 - 5 | 77 - 67 | -5 | 10 | 0.00 | 2.02 | 0 | 14 | 1 | 31 | 0 | 8 | 2 | 4 |
| 21 | John Williams Jr. | 04:00 | 36:00 | 0 - 11 | 77 - 61 | -11 | 16 | 0.00 | 2.14 | 0 | 14 | 3 | 29 | 0 | 8 | 2 | 4 |
| 23 | Petar Krivokapic | 33:29 | 06:31 | 66 - 56 | 11 - 16 | 10 | -5 | 1.97 | 1.69 | 12 | 2 | 28 | 4 | 8 | 0 | 4 | 2 |
| 33 | Mohamed Sanogo | 20:16 | 19:44 | 32 - 31 | 45 - 41 | 1 | 4 | 1.58 | 2.28 | 6 | 8 | 19 | 13 | 4 | 4 | 5 | 1 |
| 44 | Seth Pinkney | 16:59 | 23:01 | 43 - 36 | 34 - 36 | 7 | -2 | 2.53 | 1.48 | 8 | 6 | 11 | 21 | 4 | 4 | 0 | 6 |

UTSA

| No | Name | Mins | | Score | | Points Diff | | Points per Min | | Assists | | Rebounds | | Steals | | Turnovers | |
|----|--------------------|-------|-------|---------|---------|-------------|-----|----------------|------|---------|-----|----------|-----|--------|-----|-----------|-----|
| | | On | Off | On | Off | On | Off | On | Off | On | Off | On | Off | On | Off | On | Off |
| 0 | John Buggs III | 28:48 | 11:12 | 52 - 45 | 20 - 32 | 7 | -12 | 1.81 | 1.79 | 12 | 2 | 39 | 13 | 2 | 3 | 8 | 5 |
| 2 | Aleu Aleu | 11:07 | 28:53 | 19 - 18 | 53 - 59 | 1 | -6 | 1.71 | 1.83 | 3 | 11 | 15 | 37 | 1 | 4 | 4 | 9 |
| 4 | Josh Farmer | 15:40 | 24:20 | 23 - 37 | 49 - 40 | -14 | 9 | 1.47 | 2.01 | 2 | 12 | 20 | 32 | 3 | 2 | 5 | 8 |
| 5 | DJ Richards | 33:13 | 06:47 | 62 - 57 | 10 - 20 | 5 | -10 | 1.87 | 1.47 | 14 | 0 | 47 | 5 | 5 | 0 | 10 | 3 |
| 10 | Erik Czumbel | 23:52 | 16:08 | 42 - 46 | 30 - 31 | -4 | -1 | 1.76 | 1.86 | 10 | 4 | 28 | 24 | 3 | 2 | 8 | 5 |
| 14 | Massal Diouf | 08:56 | 31:04 | 15 - 14 | 57 - 63 | 1 | -6 | 1.68 | 1.83 | 4 | 10 | 13 | 39 | 1 | 4 | 2 | 11 |
| 22 | Christian Tucker | 28:58 | 11:02 | 48 - 69 | 24 - 8 | -21 | 16 | 1.66 | 2.18 | 6 | 8 | 35 | 17 | 4 | 1 | 11 | 2 |
| 24 | Jacob Germany | 30:02 | 09:58 | 54 - 63 | 18 - 14 | -9 | 4 | 1.80 | 1.81 | 10 | 4 | 37 | 15 | 2 | 3 | 11 | 2 |
| 25 | Isaiah Addo-Ankrah | 19:24 | 20:36 | 45 - 36 | 27 - 41 | 9 | -14 | 2.32 | 1.31 | 9 | 5 | 26 | 26 | 4 | 1 | 6 | 7 |

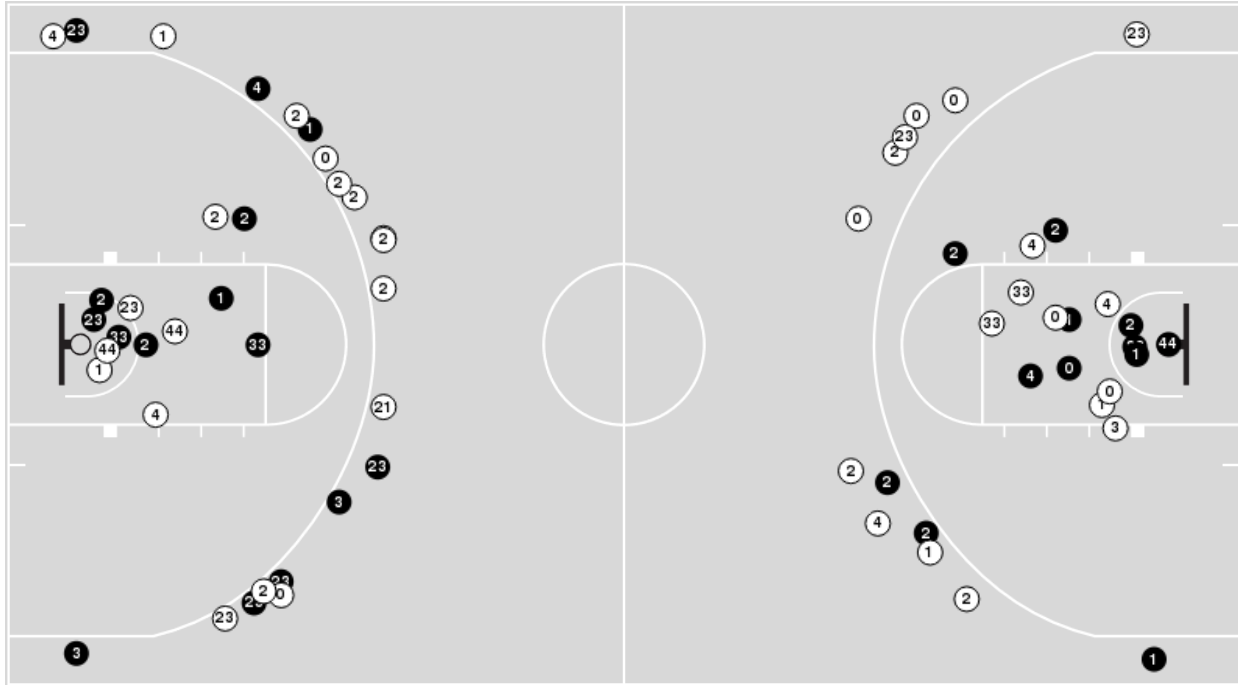


Officials: Blake Harris, Ryan McCarty, Alexander Thompson

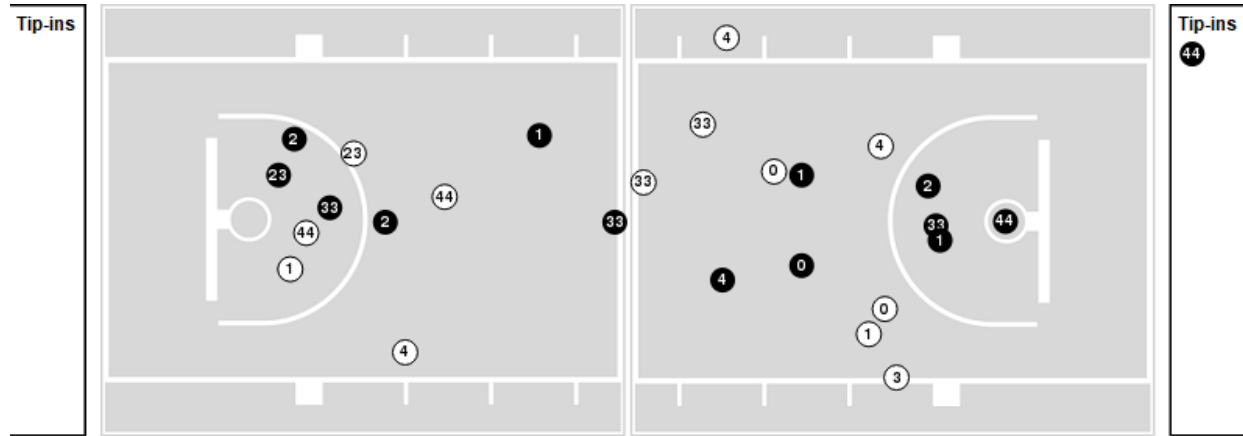
Players => 0, 1, 2, 3, 4, 11, 12, 15, 20, 21, 23, 24, 25, 33, 44 FG Types=>All Results=>All

FIU

All Field Goals



Blow Up Chart



● Made ○ Missed N - Player Number

| FIU | M/A | % |
|-------------|-------|----|
| Field Goals | 28/65 | 43 |
| 2 Points | 17/32 | 53 |
| 3 Points | 11/33 | 33 |
| Free Throws | 10/11 | 91 |

| FIU | M/A | % |
|----------------------|--------------|----|
| Points in the Paint | 28 (14 / 25) | 56 |
| Fast Break Points | 18 (13/14) | 93 |
| Second Chance Points | 14 (7/9) | 78 |
| Effective FG% | 52 | |

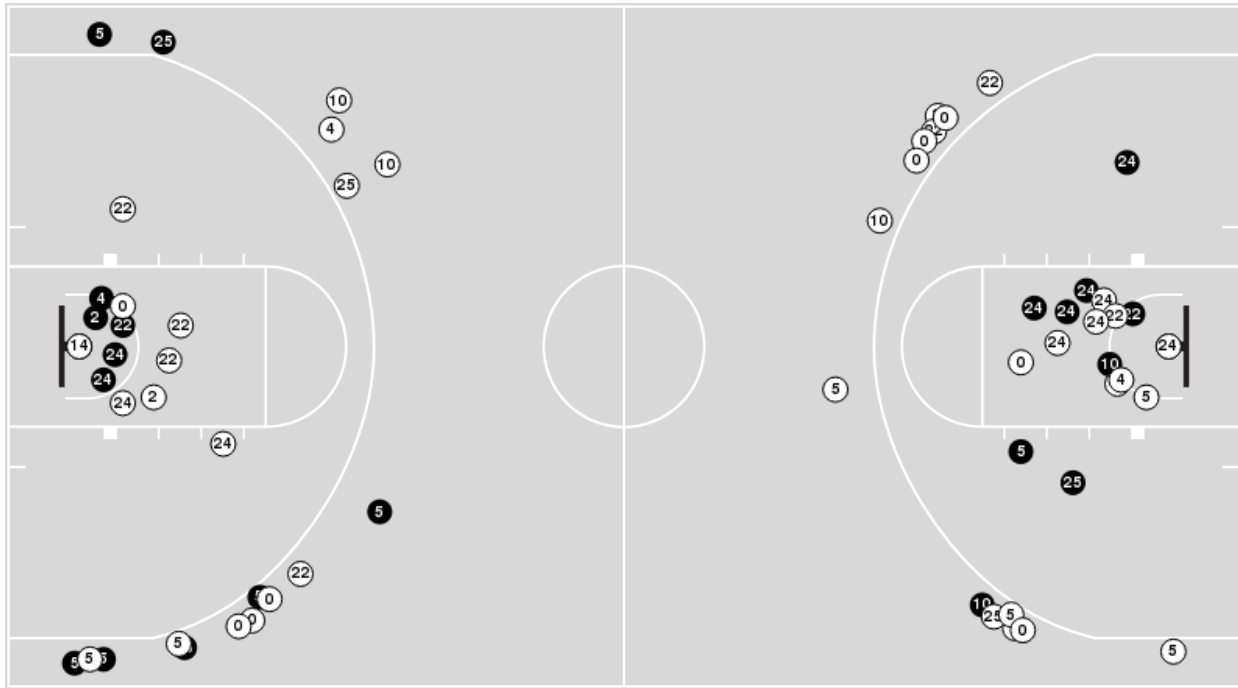


Officials: Blake Harris, Ryan McCarty, Alexander Thompson

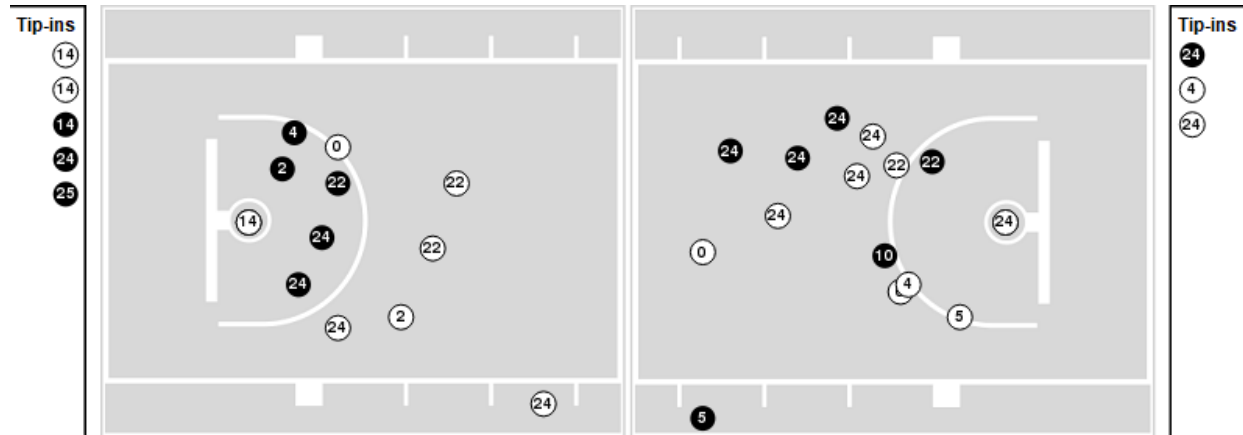
Players => 0, 1, 2, 3, 4, 5, 10, 11, 12, 13, 14, 20, 22, 24, 25 FG Types=>All Results=>All

UTSA

All Field Goals



Blow Up Chart



● Made ○ Missed N - Player Number

| UTSA | M/A | % |
|-------------|-------|----|
| Field Goals | 25/67 | 37 |
| 2 Points | 17/36 | 47 |
| 3 Points | 8/31 | 26 |
| Free Throws | 14/20 | 70 |

| UTSA | M/A | % |
|----------------------|--------------|----|
| Points in the Paint | 28 (14 / 31) | 45 |
| Fast Break Points | 9 (6/7) | 86 |
| Second Chance Points | 27 (15/26) | 58 |
| Effective FG% | 43 | |



FIU at UTSA

01/21/23 Convocation Center, San Antonio
2022-23 Men's Basketball

Game Time: 3:02 PM
Game Duration: 1:52
Attendance: 1,414

Officials: Blake Harris, Ryan McCarty, Alexander Thompson

FIU

| Lineup | Quarter On | Time On | Quarter Off | Time Off | Time on Court | Score | Score Diff | Reb | Stl | Tov | Ass | PPP |
|--|------------|---------|-------------|----------|---------------|-------|------------|-----|-----|-----|-----|--------|
| 0- Guadarrama N/ 2- Jones D/ 4- Dean A/ 23- Krivokapic P/ 33- Sanogo M/ | 1 | 20:00 | 1 | 16:55 | 03:05 | 5-2 | 3 | 4 | 0 | 1 | 1 | 1.0000 |
| 0- Guadarrama N/ 2- Jones D/ 4- Dean A/ 23- Krivokapic P/ 44- Pinkney S/ | 1 | 16:55 | 1 | 16:02 | 00:53 | 2-3 | -1 | 0 | 0 | 0 | 0 | 2.0000 |
| 1- Gittens D/ 2- Jones D/ 4- Dean A/ 23- Krivokapic P/ 44- Pinkney S/ | 1 | 16:02 | 1 | 14:41 | 01:21 | 5-1 | 4 | 2 | 0 | 0 | 2 | 1.6667 |
| 1- Gittens D/ 2- Jones D/ 3- Hawkins J/ 23- Krivokapic P/ 44- Pinkney S/ | 1 | 14:41 | 1 | 13:18 | 01:23 | 6-0 | 6 | 3 | 2 | 0 | 1 | 2.0000 |
| 1- Gittens D/ 2- Jones D/ 3- Hawkins J/ 12- Wilcox D/ 21- Williams Jr. J/ | 1 | 13:18 | 1 | 12:26 | 00:52 | 0-3 | -3 | 0 | 0 | 0 | 0 | 0.0000 |
| 3- Hawkins J/ 4- Dean A/ 12- Wilcox D/ 21- Williams Jr. J/ 33- Sanogo M/ | 1 | 12:26 | 1 | 11:25 | 01:01 | 0-2 | -2 | 1 | 0 | 2 | 0 | 0.0000 |
| 3- Hawkins J/ 4- Dean A/ 21- Williams Jr. J/ 23- Krivokapic P/ 33- Sanogo M/ | 1 | 11:25 | 1 | 11:02 | 00:23 | 0-2 | -2 | 0 | 0 | 0 | 0 | 0.0000 |
| 2- Jones D/ 4- Dean A/ 21- Williams Jr. J/ 23- Krivokapic P/ 33- Sanogo M/ | 1 | 11:02 | 1 | 09:18 | 01:44 | 0-4 | -4 | 2 | 0 | 0 | 0 | 0.0000 |
| 0- Guadarrama N/ 2- Jones D/ 4- Dean A/ 23- Krivokapic P/ 44- Pinkney S/ | 1 | 09:18 | 1 | 07:15 | 02:03 | 2-2 | 0 | 1 | 1 | 0 | 0 | 0.5000 |
| 0- Guadarrama N/ 2- Jones D/ 4- Dean A/ 23- Krivokapic P/ 33- Sanogo M/ | 1 | 07:15 | 1 | 05:09 | 02:06 | 9-0 | 9 | 3 | 0 | 0 | 2 | 2.3196 |
| 1- Gittens D/ 2- Jones D/ 3- Hawkins J/ 23- Krivokapic P/ 44- Pinkney S/ | 1 | 05:09 | 1 | 04:08 | 01:01 | 1-3 | -2 | 0 | 0 | 0 | 0 | 0.6944 |
| 1- Gittens D/ 3- Hawkins J/ 4- Dean A/ 23- Krivokapic P/ 44- Pinkney S/ | 1 | 04:08 | 1 | 02:35 | 01:33 | 6-3 | 3 | 1 | 0 | 0 | 2 | 3.0000 |
| 1- Gittens D/ 2- Jones D/ 4- Dean A/ 23- Krivokapic P/ 33- Sanogo M/ | 1 | 02:35 | 1 | 01:27 | 01:08 | 2-0 | 2 | 2 | 1 | 1 | 1 | 0.6667 |
| 1- Gittens D/ 2- Jones D/ 4- Dean A/ 23- Krivokapic P/ 44- Pinkney S/ | 1 | 01:27 | 2 | 20:00 | 01:27 | 5-6 | -1 | 0 | 1 | 0 | 1 | 1.6667 |
| 0- Guadarrama N/ 2- Jones D/ 4- Dean A/ 23- Krivokapic P/ 33- Sanogo M/ | 2 | 20:00 | 2 | 15:24 | 04:36 | 6-10 | -4 | 3 | 1 | 1 | 1 | 0.7500 |
| 0- Guadarrama N/ 2- Jones D/ 3- Hawkins J/ 23- Krivokapic P/ 44- Pinkney S/ | 2 | 15:24 | 2 | 14:30 | 00:54 | 0-0 | 0 | 1 | 0 | 0 | 0 | 0.0000 |
| 0- Guadarrama N/ 1- Gittens D/ 2- Jones D/ 3- Hawkins J/ 44- Pinkney S/ | 2 | 14:30 | 2 | 13:00 | 01:30 | 4-3 | 1 | 1 | 0 | 0 | 0 | 2.0000 |
| 0- Guadarrama N/ 1- Gittens D/ 3- Hawkins J/ 4- Dean A/ 33- Sanogo M/ | 2 | 13:00 | 2 | 12:35 | 00:25 | 3-3 | 0 | 1 | 0 | 0 | 1 | 3.0000 |
| 1- Gittens D/ 3- Hawkins J/ 4- Dean A/ 23- Krivokapic P/ 33- Sanogo M/ | 2 | 12:35 | 2 | 10:17 | 02:18 | 4-0 | 4 | 1 | 1 | 0 | 0 | 1.3333 |
| 0- Guadarrama N/ 1- Gittens D/ 2- Jones D/ 4- Dean A/ 33- Sanogo M/ | 2 | 10:17 | 2 | 09:42 | 00:35 | 0-2 | -2 | 0 | 0 | 0 | 0 | 0.0000 |
| 0- Guadarrama N/ 1- Gittens D/ 2- Jones D/ 4- Dean A/ 44- Pinkney S/ | 2 | 09:42 | 2 | 07:34 | 02:08 | 4-3 | 1 | 1 | 0 | 0 | 1 | 1.3333 |
| 1- Gittens D/ 2- Jones D/ 4- Dean A/ 23- Krivokapic P/ 33- Sanogo M/ | 2 | 07:34 | 2 | 04:39 | 02:55 | 3-6 | -3 | 2 | 1 | 0 | 0 | 0.7732 |
| 0- Guadarrama N/ 1- Gittens D/ 2- Jones D/ 4- Dean A/ 23- Krivokapic P/ | 2 | 04:39 | 2 | 03:53 | 00:46 | 0-0 | 0 | 1 | 0 | 1 | 0 | 0.0000 |
| 0- Guadarrama N/ 1- Gittens D/ 3- Hawkins J/ 4- Dean A/ 23- Krivokapic P/ | 2 | 03:53 | 2 | 02:46 | 01:07 | 2-2 | 0 | 1 | 0 | 0 | 0 | 0.6667 |
| 0- Guadarrama N/ 2- Jones D/ 4- Dean A/ 23- Krivokapic P/ 44- Pinkney S/ | 2 | 02:46 | 2 | 00:50 | 01:55 | 4-6 | -2 | 1 | 0 | 0 | 1 | 2.1277 |
| 0- Guadarrama N/ 3- Hawkins J/ 4- Dean A/ 23- Krivokapic P/ 44- Pinkney S/ | 2 | 00:50 | 2 | 00:22 | 00:29 | 0-1 | -1 | 0 | 0 | 0 | 0 | 0.0000 |
| 0- Guadarrama N/ 2- Jones D/ 3- Hawkins J/ 23- Krivokapic P/ 44- Pinkney S/ | 2 | 00:22 | 2 | 00:20 | 00:01 | 2-1 | 1 | 0 | 0 | 0 | 0 | 2.2727 |
| 0- Guadarrama N/ 3- Hawkins J/ 4- Dean A/ 23- Krivokapic P/ 44- Pinkney S/ | 2 | 00:20 | 2 | 00:10 | 00:10 | 0-2 | -2 | 0 | 0 | 0 | 0 | 0.0000 |
| 0- Guadarrama N/ 2- Jones D/ 3- Hawkins J/ 23- Krivokapic P/ 44- Pinkney S/ | 2 | 00:10 | 2 | 00:09 | 00:02 | 2-0 | 2 | 0 | 0 | 0 | 0 | 2.2727 |
| 0- Guadarrama N/ 3- Hawkins J/ 4- Dean A/ 23- Krivokapic P/ 44- Pinkney S/ | 2 | 00:09 | 2 | 00:00 | 00:09 | 0-2 | -2 | 0 | 0 | 0 | 0 | 0.0000 |



FIU at UTSA

01/21/23 Convocation Center, San Antonio
2022-23 Men's Basketball

Game Time: 3:02 PM
Game Duration: 1:52
Attendance: 1,414

Officials: Blake Harris, Ryan McCarty, Alexander Thompson

UTSA

| Lineup | Quarter On | Time On | Quarter Off | Time Off | Time on Court | Score | Score Diff | Reb | Stl | Tov | Ass | PPP |
|---|------------|---------|-------------|----------|---------------|-------|------------|-----|-----|-----|-----|--------|
| 0- Buggs III J/ 2- Aleu A/ 5- Richards D/ 14- Diouf M/ 22- Tucker C/ | 1 | 20:00 | 1 | 16:55 | 03:05 | 2-5 | -3 | 2 | 1 | 0 | 0 | 0.4000 |
| 0- Buggs III J/ 2- Aleu A/ 10- Czumbel E/ 22- Tucker C/ 24- Germany J/ | 1 | 16:55 | 1 | 15:35 | 01:20 | 4-5 | -1 | 0 | 0 | 1 | 0 | 1.3889 |
| 0- Buggs III J/ 4- Farmer J/ 10- Czumbel E/ 22- Tucker C/ 24- Germany J/ | 1 | 15:35 | 1 | 13:18 | 02:17 | 0-8 | -8 | 2 | 0 | 2 | 0 | 0.0000 |
| 4- Farmer J/ 5- Richards D/ 10- Czumbel E/ 14- Diouf M/ 22- Tucker C/ | 1 | 13:18 | 1 | 12:26 | 00:52 | 3-0 | 3 | 2 | 0 | 0 | 1 | 3.0000 |
| 4- Farmer J/ 5- Richards D/ 10- Czumbel E/ 22- Tucker C/ 25- Addo-Ankrah I/ | 1 | 12:26 | 1 | 11:25 | 01:01 | 2-0 | 2 | 2 | 2 | 0 | 0 | 1.0638 |
| 0- Buggs III J/ 5- Richards D/ 10- Czumbel E/ 24- Germany J/ 25- Addo-Ankrah I/ | 1 | 11:25 | 1 | 09:18 | 02:07 | 6-0 | 6 | 4 | 0 | 0 | 2 | 1.2000 |
| 0- Buggs III J/ 2- Aleu A/ 5- Richards D/ 22- Tucker C/ 24- Germany J/ | 1 | 09:18 | 1 | 07:15 | 02:03 | 2-2 | 0 | 4 | 0 | 2 | 0 | 0.5000 |
| 4- Farmer J/ 5- Richards D/ 10- Czumbel E/ 22- Tucker C/ 24- Germany J/ | 1 | 07:15 | 1 | 05:09 | 02:06 | 0-9 | -9 | 0 | 0 | 0 | 0 | 0.0000 |
| 0- Buggs III J/ 4- Farmer J/ 22- Tucker C/ 24- Germany J/ 25- Addo-Ankrah I/ | 1 | 05:09 | 1 | 01:59 | 03:10 | 6-7 | -1 | 3 | 0 | 0 | 0 | 1.2605 |
| 4- Farmer J/ 5- Richards D/ 22- Tucker C/ 24- Germany J/ 25- Addo-Ankrah I/ | 1 | 01:59 | 1 | 00:22 | 01:36 | 6-4 | 2 | 4 | 1 | 1 | 0 | 1.3889 |
| 4- Farmer J/ 5- Richards D/ 14- Diouf M/ 22- Tucker C/ 25- Addo-Ankrah I/ | 1 | 00:22 | 2 | 20:00 | 00:23 | 0-3 | -3 | 0 | 0 | 1 | 0 | 0.0000 |
| 0- Buggs III J/ 2- Aleu A/ 5- Richards D/ 14- Diouf M/ 22- Tucker C/ | 2 | 20:00 | 2 | 15:24 | 04:36 | 10-6 | 4 | 9 | 0 | 1 | 3 | 1.4286 |
| 0- Buggs III J/ 5- Richards D/ 22- Tucker C/ 24- Germany J/ 25- Addo-Ankrah I/ | 2 | 15:24 | 2 | 14:30 | 00:54 | 0-0 | 0 | 1 | 0 | 0 | 0 | 0.0000 |
| 5- Richards D/ 10- Czumbel E/ 22- Tucker C/ 24- Germany J/ 25- Addo-Ankrah I/ | 2 | 14:30 | 2 | 11:48 | 02:42 | 6-9 | -3 | 1 | 0 | 2 | 1 | 1.2295 |
| 0- Buggs III J/ 4- Farmer J/ 5- Richards D/ 10- Czumbel E/ 24- Germany J/ | 2 | 11:48 | 2 | 09:13 | 02:35 | 2-2 | 0 | 4 | 0 | 1 | 1 | 0.8197 |
| 4- Farmer J/ 5- Richards D/ 10- Czumbel E/ 22- Tucker C/ 24- Germany J/ | 2 | 09:13 | 2 | 07:34 | 01:39 | 3-4 | -1 | 3 | 0 | 0 | 0 | 1.2295 |
| 5- Richards D/ 10- Czumbel E/ 22- Tucker C/ 24- Germany J/ 25- Addo-Ankrah I/ | 2 | 07:34 | 2 | 06:41 | 00:53 | 0-3 | -3 | 1 | 0 | 1 | 0 | 0.0000 |
| 0- Buggs III J/ 5- Richards D/ 10- Czumbel E/ 24- Germany J/ 25- Addo-Ankrah I/ | 2 | 06:41 | 2 | 00:22 | 06:19 | 15-6 | 9 | 9 | 1 | 1 | 5 | 2.0492 |
| 0- Buggs III J/ 2- Aleu A/ 4- Farmer J/ 5- Richards D/ 10- Czumbel E/ | 2 | 00:22 | 2 | 00:20 | 00:01 | 1-0 | 1 | 0 | 0 | 0 | 0 | 2.2727 |
| 0- Buggs III J/ 5- Richards D/ 22- Tucker C/ 24- Germany J/ 25- Addo-Ankrah I/ | 2 | 00:20 | 2 | 00:10 | 00:10 | 2-2 | 0 | 0 | 0 | 0 | 1 | 2.0000 |
| 0- Buggs III J/ 2- Aleu A/ 5- Richards D/ 22- Tucker C/ 24- Germany J/ | 2 | 00:10 | 2 | 00:09 | 00:02 | 0-0 | 0 | 0 | 0 | 0 | 0 | 0.0000 |
| 0- Buggs III J/ 5- Richards D/ 22- Tucker C/ 24- Germany J/ 25- Addo-Ankrah I/ | 2 | 00:09 | 2 | 00:00 | 00:09 | 2-2 | 0 | 1 | 0 | 0 | 0 | 2.0000 |



FIU at UTSA

01/21/23 Convocation Center, San Antonio
2022-23 Men's Basketball

Game Time: 3:02 PM
Game Duration: 1:52
Attendance: 1,414

Officials: Blake Harris, Ryan McCarty, Alexander Thompson

FIU

| Lineup | Time | Score | Score Diff | Pts/Min | Reb | Stl | Tov | Ass | PPP |
|--|-------|-------|------------|---------|-----|-----|-----|-----|--------|
| 0- Guadarrama N/ 2- Jones D/ 4- Dean A/ 23- Krivokapic P/ 33- Sanogo M/ | 09:47 | 20-12 | 8 | 2.0443 | 10 | 1 | 2 | 4 | 1.1848 |
| 0- Guadarrama N/ 2- Jones D/ 4- Dean A/ 23- Krivokapic P/ 44- Pinkney S/ | 04:51 | 8-11 | -3 | 1.6495 | 2 | 1 | 0 | 1 | 1.1628 |
| 1- Gittens D/ 2- Jones D/ 4- Dean A/ 23- Krivokapic P/ 33- Sanogo M/ | 04:03 | 5-6 | -1 | 1.2346 | 4 | 2 | 1 | 1 | 0.7267 |
| 1- Gittens D/ 2- Jones D/ 4- Dean A/ 23- Krivokapic P/ 44- Pinkney S/ | 02:48 | 10-7 | 3 | 3.5714 | 2 | 1 | 0 | 3 | 1.6667 |
| 1- Gittens D/ 2- Jones D/ 3- Hawkins J/ 23- Krivokapic P/ 44- Pinkney S/ | 02:24 | 7-3 | 4 | 2.9167 | 3 | 2 | 0 | 1 | 1.5766 |
| 1- Gittens D/ 3- Hawkins J/ 4- Dean A/ 23- Krivokapic P/ 33- Sanogo M/ | 02:18 | 4-0 | 4 | 1.7391 | 1 | 1 | 0 | 0 | 1.3333 |
| 0- Guadarrama N/ 1- Gittens D/ 2- Jones D/ 4- Dean A/ 44- Pinkney S/ | 02:08 | 4-3 | 1 | 1.8750 | 1 | 0 | 0 | 1 | 1.3333 |
| 2- Jones D/ 4- Dean A/ 21- Williams Jr. J/ 23- Krivokapic P/ 33- Sanogo M/ | 01:44 | 0-4 | -4 | 0.0000 | 2 | 0 | 0 | 0 | 0.0000 |
| 1- Gittens D/ 3- Hawkins J/ 4- Dean A/ 23- Krivokapic P/ 44- Pinkney S/ | 01:33 | 6-3 | 3 | 3.8710 | 1 | 0 | 0 | 2 | 3.0000 |
| 0- Guadarrama N/ 1- Gittens D/ 2- Jones D/ 3- Hawkins J/ 44- Pinkney S/ | 01:30 | 4-3 | 1 | 2.6667 | 1 | 0 | 0 | 0 | 2.0000 |
| 0- Guadarrama N/ 1- Gittens D/ 3- Hawkins J/ 4- Dean A/ 23- Krivokapic P/ | 01:07 | 2-2 | 0 | 1.7910 | 1 | 0 | 0 | 0 | 0.6667 |
| 3- Hawkins J/ 4- Dean A/ 12- Wilcox D/ 21- Williams Jr. J/ 33- Sanogo M/ | 01:01 | 0-2 | -2 | 0.0000 | 1 | 0 | 2 | 0 | 0.0000 |
| 0- Guadarrama N/ 2- Jones D/ 3- Hawkins J/ 23- Krivokapic P/ 44- Pinkney S/ | 00:57 | 4-1 | 3 | 4.2105 | 1 | 0 | 0 | 0 | 1.4493 |
| 1- Gittens D/ 2- Jones D/ 3- Hawkins J/ 12- Wilcox D/ 21- Williams Jr. J/ | 00:52 | 0-3 | -3 | 0.0000 | 0 | 0 | 0 | 0 | 0.0000 |
| 0- Guadarrama N/ 3- Hawkins J/ 4- Dean A/ 23- Krivokapic P/ 44- Pinkney S/ | 00:48 | 0-5 | -5 | 0.0000 | 0 | 0 | 0 | 0 | 0.0000 |
| 0- Guadarrama N/ 1- Gittens D/ 2- Jones D/ 4- Dean A/ 23- Krivokapic P/ | 00:46 | 0-0 | 0 | 0.0000 | 1 | 0 | 1 | 0 | 0.0000 |
| 0- Guadarrama N/ 1- Gittens D/ 2- Jones D/ 4- Dean A/ 33- Sanogo M/ | 00:35 | 0-2 | -2 | 0.0000 | 0 | 0 | 0 | 0 | 0.0000 |
| 0- Guadarrama N/ 1- Gittens D/ 3- Hawkins J/ 4- Dean A/ 33- Sanogo M/ | 00:25 | 3-3 | 0 | 7.2000 | 1 | 0 | 0 | 1 | 3.0000 |
| 3- Hawkins J/ 4- Dean A/ 21- Williams Jr. J/ 23- Krivokapic P/ 33- Sanogo M/ | 00:23 | 0-2 | -2 | 0.0000 | 0 | 0 | 0 | 0 | 0.0000 |



FIU at UTSA

01/21/23 Convocation Center, San Antonio
2022-23 Men's Basketball

Game Time: 3:02 PM
Game Duration: 1:52
Attendance: 1,414

Officials: Blake Harris, Ryan McCarty, Alexander Thompson

UTSA

| Lineup | Time | Score | Score Diff | Pts/Min | Reb | Stl | Tov | Ass | PPP |
|---|-------|-------|------------|---------|-----|-----|-----|-----|--------|
| 0- Buggs III J/ 5- Richards D/ 10- Czumbel E/ 24- Germany J/ 25- Addo-Ankrah I/ | 08:26 | 21-6 | 15 | 2.4901 | 13 | 1 | 1 | 7 | 1.7045 |
| 0- Buggs III J/ 2- Aleu A/ 5- Richards D/ 14- Diouf M/ 22- Tucker C/ | 07:41 | 12-11 | 1 | 1.5618 | 11 | 1 | 1 | 3 | 1.0000 |
| 4- Farmer J/ 5- Richards D/ 10- Czumbel E/ 22- Tucker C/ 24- Germany J/ | 03:45 | 3-13 | -10 | 0.8000 | 3 | 0 | 0 | 0 | 0.5515 |
| 5- Richards D/ 10- Czumbel E/ 22- Tucker C/ 24- Germany J/ 25- Addo-Ankrah I/ | 03:35 | 6-12 | -6 | 1.6744 | 2 | 0 | 3 | 1 | 0.9494 |
| 0- Buggs III J/ 4- Farmer J/ 22- Tucker C/ 24- Germany J/ 25- Addo-Ankrah I/ | 03:10 | 6-7 | -1 | 1.8947 | 3 | 0 | 0 | 0 | 1.2605 |
| 0- Buggs III J/ 4- Farmer J/ 5- Richards D/ 10- Czumbel E/ 24- Germany J/ | 02:35 | 2-2 | 0 | 0.7742 | 4 | 0 | 1 | 1 | 0.8197 |
| 0- Buggs III J/ 4- Farmer J/ 10- Czumbel E/ 22- Tucker C/ 24- Germany J/ | 02:17 | 0-8 | -8 | 0.0000 | 2 | 0 | 2 | 0 | 0.0000 |
| 0- Buggs III J/ 2- Aleu A/ 5- Richards D/ 22- Tucker C/ 24- Germany J/ | 02:05 | 2-2 | 0 | 0.9600 | 4 | 0 | 2 | 0 | 0.5000 |
| 4- Farmer J/ 5- Richards D/ 22- Tucker C/ 24- Germany J/ 25- Addo-Ankrah I/ | 01:36 | 6-4 | 2 | 3.7500 | 4 | 1 | 1 | 0 | 1.3889 |
| 0- Buggs III J/ 2- Aleu A/ 10- Czumbel E/ 22- Tucker C/ 24- Germany J/ | 01:20 | 4-5 | -1 | 3.0000 | 0 | 0 | 1 | 0 | 1.3889 |
| 0- Buggs III J/ 5- Richards D/ 22- Tucker C/ 24- Germany J/ 25- Addo-Ankrah I/ | 01:13 | 4-4 | 0 | 3.2877 | 2 | 0 | 0 | 1 | 1.3333 |
| 4- Farmer J/ 5- Richards D/ 10- Czumbel E/ 22- Tucker C/ 25- Addo-Ankrah I/ | 01:01 | 2-0 | 2 | 1.9672 | 2 | 2 | 0 | 0 | 1.0638 |
| 4- Farmer J/ 5- Richards D/ 10- Czumbel E/ 14- Diouf M/ 22- Tucker C/ | 00:52 | 3-0 | 3 | 3.4615 | 2 | 0 | 0 | 1 | 3.0000 |
| 4- Farmer J/ 5- Richards D/ 14- Diouf M/ 22- Tucker C/ 25- Addo-Ankrah I/ | 00:23 | 0-3 | -3 | 0.0000 | 0 | 0 | 1 | 0 | 0.0000 |
| 0- Buggs III J/ 2- Aleu A/ 4- Farmer J/ 5- Richards D/ 10- Czumbel E/ | 00:01 | 1-0 | 1 | 60.0000 | 0 | 0 | 0 | 0 | 2.2727 |