



Officials: Kevin Mathis, Mick Fieldbinder, Christopher Merlo

UTSA - 60

Record: 7-18 (1-13)

NO.	Name	F	Min	FG			3P			FT			Rebounds			Fouls		TP	AS	TO	ST	Blocks		+/-
				M-A	M-A	M-A	OR	DR	TOT	PF	FD	OR	DR	TOT	BS	BA								
14	Massal Diouf	F	19:17	1-3	0-0	0-0	1	4	5	4	1	2	0	2	0	2	0	2	0	0	2	-23		
1	Japhet Medor	G	26:32	2-9	0-2	4-6	0	0	0	0	5	8	1	4	1	0	3	-16						
5	DJ Richards	G	23:13	2-8	0-4	2-2	0	1	1	3	1	6	2	1	1	0	0	-11						
22	Christian Tucker	G	19:29	1-3	0-1	0-0	0	3	3	1	1	2	0	2	1	1	0	-14						
25	Isaiah Addo-Ankrah	G	16:56	2-5	1-4	2-2	1	2	3	0	1	7	0	2	0	0	-19							
0	John Buggs III		26:44	2-5	2-4	1-2	0	1	1	2	0	7	1	2	0	0	-18							
4	Josh Farmer		14:38	2-3	0-1	0-0	2	1	3	2	1	4	1	2	0	0	2							
24	Jacob Germany		14:48	3-9	0-0	1-2	2	4	6	3	1	7	0	3	0	1	-4							
10	Erik Czumbel		11:40	1-1	0-0	0-1	0	1	1	2	2	2	0	1	0	0	-10							
20	Lamin Sabally		08:07	3-5	0-1	2-2	0	2	2	0	3	8	0	0	1	0	-7							
11	Lachlan Bofinger		10:06	2-2	0-0	0-0	0	0	0	1	0	4	0	0	0	0	-8							
2	Aleu Aleu		04:15	0-0	0-0	0-1	1	1	2	0	1	0	0	0	0	0	4							
3	Azavier Johnson		04:15	1-2	1-2	0-0	0	0	0	0	0	3	0	0	0	0	4							
Team							5	2	7			0			1									
Totals				22-55	4-19	12-18	12	22	34	18	17	60	5	20	4	2	7	-24						

Shooting By Period			
1 st	FG%	10-25	40.0%
	3PT%	1-8	12.5%
	FT%	8-10	80%
2 nd	FG%	12-30	40.0%
	3PT%	3-11	27.3%
	FT%	4-8	50%
GM	FG%	22-55	40.0%
	3PT%	4-19	21.1%
	FT%	12-18	66.7%

Dead Ball Rebounds: 3, 0

Technical Fouls: Richards 1st7:26

Middle Tenn. - 84

Record: 15-9 (8-5)

NO.	Name	F	Min	FG			3P			FT			Rebounds			Fouls		TP	AS	TO	ST	Blocks		+/-
				M-A	M-A	M-A	OR	DR	TOT	PF	FD	OR	DR	TOT	BS	BA								
1	Tyler Millin	F	17:15	1-5	0-2	1-1	1	1	2	3	1	3	0	1	0	1	0	13						
2	DeAndre Dishman	F	19:03	3-3	0-0	1-2	3	4	7	1	2	7	1	1	0	0	7							
3	Jestin Porter	G	17:12	5-7	2-3	1-1	1	3	4	1	2	13	1	0	0	0	14							
4	Justin Bufford	G	25:50	2-7	2-6	0-2	0	3	3	2	4	6	0	0	3	2	23							
5	Eli Lawrence	G	24:48	3-14	0-6	2-2	4	1	5	2	1	8	1	0	1	0	12							
12	Teafale Lenard		26:28	5-10	1-2	2-3	2	2	4	3	2	13	1	2	2	2	25							
24	Camryn Weston		21:38	5-11	1-1	2-3	5	1	6	0	2	13	2	2	1	0	15							
10	Elias King		16:29	2-4	2-3	2-3	1	4	5	1	2	8	0	1	0	1	7							
31	Jared Coleman-Jones		16:42	4-7	0-0	0-0	2	2	4	0	1	8	1	2	2	1	21							
13	Trevon Smith		04:24	0-0	0-0	0-0	0	0	0	1	0	0	0	0	0	0	-4							
15	Christian Fussell		04:15	1-3	0-2	0-0	0	1	1	3	0	2	2	1	0	0	-4							
11	Tre Green		02:26	0-0	0-0	0-0	0	2	2	0	0	0	0	0	0	0	-1							
0	Isiah Lightsey		01:45	1-1	1-1	0-0	0	0	0	1	0	3	0	0	0	0	-4							
55	Jack Jubenville		01:45	0-0	0-0	0-0	0	0	0	0	0	0	1	1	0	0	-4							
Team							1	0	1			0			1									
Totals				32-72	9-26	11-17	20	24	44	18	17	84	10	12	9	7	2	24						

Shooting By Period			
1 st	FG%	13-42	31.0%
	3PT%	2-13	15.4%
	FT%	7-10	70%
2 nd	FG%	19-30	63.3%
	3PT%	7-13	53.8%
	FT%	4-7	57.1%
GM	FG%	32-72	44.4%
	3PT%	9-26	34.6%
	FT%	11-17	64.7%

Dead Ball Rebounds: 4, 0

Technical Fouls: Lenard 2nd11:55

	TSA	MTS
Biggest lead	7 (1 st 11:59)	29 (2 nd 0:47)
Best Scoring Run	6 (1 st 16:58)	11 (2 nd 4:15)
Lead Changes	1	
Times Tied	4	
Time with Lead	10:35	25:03

	TSA	MTS
Points from		
Turnovers	16	27
Paint	32	40
Second Chance	7	16
Fast Breaks	4	10
Bench	35	47

Period by Period Scoring			
	1st	2nd	TOT
TSA	29	31	60
MTS	35	49	84



Period 1

Quarter Starters:

MTS	1 Millin T	2 Dishman D	3 Porter J	4 Bufford J	5 Lawrence E
TSA	1 Medor J	5 Richards D	14 Diouf M	22 Tucker C	25 Addo-Ankrah I

Game Time	MTS	Score	Diff	TSA
20:00	2 DISHMAN D jumpball lost			14 DIOUF M jumpball won
19:44				1 MEDOR J 3pt FG , jump shot missed
19:41				offensive rebound (1)
19:40				1 MEDOR J turnover bad pass (1)
19:10	3 PORTER J 2pt FG from turnover outside the paint, jump shot missed			
19:07				22 TUCKER C defensive rebound (1)
19:03		0-2	-2	1 MEDOR J 2pt FG fast break in the paint, layup made (2)
18:44	3 PORTER J 3pt FG , jump shot missed			
18:42				14 DIOUF M defensive rebound (1)
18:42				14 DIOUF M turnover travel (1)
18:25	4 BUFFORD J 2pt FG from turnover in the paint, layup missed			
18:25				defensive rebound (4)
18:12		0-4	-4	14 DIOUF M 2pt FG in the paint, layup made (2)
18:12				5 RICHARDS D assist (1)
18:04	1 MILLIN T 2pt FG outside the paint, jump shot missed			
18:00				14 DIOUF M defensive rebound (2)
17:49				1 MEDOR J 2pt FG in the paint, layup blocked
17:49	4 BUFFORD J block (1)			
17:49				offensive rebound (6)
17:31				turnover shot clock (3)
17:16	1 MILLIN T 3pt FG from turnover, jump shot missed			
17:13				5 RICHARDS D defensive rebound (1)
16:58		0-6	-6	5 RICHARDS D 2pt FG in the paint, layup made (2)
16:48	1 MILLIN T turnover lost ball (1)			
16:48	1 MILLIN T substitution out			
16:48	3 PORTER J substitution out			
16:48	12 LENARD T substitution in			
16:48	24 WESTON C substitution in			
16:32				5 RICHARDS D 3pt FG from turnover, jump shot missed
16:30	2 DISHMAN D defensive rebound (1)			
16:22	2 DISHMAN D 2pt FG in the paint, dunk, made (2)	2-6	-4	
16:22	12 LENARD T assist (1)			
16:10				25 ADDO-ANKRAH I turnover bad pass (1)
15:57	4 BUFFORD J 3pt FG from turnover, jump shot made (3)	5-6	-1	
15:57	24 WESTON C assist (1)			
15:29	12 LENARD T foul shooting (1 - 1)			5 RICHARDS D foul drawn (1)
15:29	Timeout media			
15:29				14 DIOUF M substitution out
15:29				22 TUCKER C substitution out
15:29				25 ADDO-ANKRAH I substitution out
15:29				0 BUGGS III J substitution in
15:29				4 FARMER J substitution in



UTSA at Middle Tenn.

02/04/23 Murphy Center, Murfreesboro
2022-23 Men's Basketball

Game Time: 5:00 PM
Game Duration: 1:54
Attendance: 3,425

Officials: Kevin Mathis, Mick Fieldbinder, Christopher Merlo

Game Time	MTS	Score	Diff	TSA
15:29				24 GERMANY J substitution in
15:29		5-7	-2	5 RICHARDS D free throw 1 - 2 made (3)
15:29		5-8	-3	5 RICHARDS D free throw 2 - 2 made (4)
15:09	5 LAWRENCE E 3pt FG , jump shot missed			
15:09	2 DISHMAN D offensive rebound (2)			
15:09	2 DISHMAN D foul drawn (1)			24 GERMANY J foul personal (1 - 1)
14:57	5 LAWRENCE E 2pt FG second chance outside the paint, jump shot missed			
14:52				24 GERMANY J defensive rebound (1)
14:38				1 MEDOR J 2pt FG in the paint, layup blocked
14:38	12 LENARD T block (1)			
14:34	2 DISHMAN D defensive rebound (3)			
14:28	4 BUFFORD J 3pt FG , jump shot missed			
14:26	5 LAWRENCE E offensive rebound (1)			
14:11	4 BUFFORD J 3pt FG second chance, jump shot missed			
14:11	12 LENARD T offensive rebound (1)			
14:11	12 LENARD T turnover travel (1)			
14:11	2 DISHMAN D substitution out			
14:11	4 BUFFORD J substitution out			
14:11	10 KING E substitution in			
14:11	31 COLEMAN-JONES J substitution in			
14:11				5 RICHARDS D substitution out
14:11				22 TUCKER C substitution in
13:56		5-10	-5	1 MEDOR J 2pt FG from turnover in the paint, layup made (4)
13:56	10 KING E foul personal (1 - 2)			4 FARMER J foul drawn (1)
13:44				24 GERMANY J 2pt FG in the paint, jump shot missed
13:41	24 WESTON C defensive rebound (1)			
13:24	12 LENARD T 2pt FG outside the paint, jump shot missed			
13:21				24 GERMANY J defensive rebound (2)
13:21	12 LENARD T steal (1)			24 GERMANY J turnover bad pass (1)
13:16	12 LENARD T 2pt FG fast break from turnover in the paint, layup made (2)	7-10	-3	
12:57		7-12	-5	22 TUCKER C 2pt FG in the paint, layup made (2)
12:51				1 MEDOR J substitution out
12:51				5 RICHARDS D substitution in
12:21	24 WESTON C 2pt FG outside the paint, jump shot missed			
12:18				0 BUGGS III J defensive rebound (1)
12:06	5 LAWRENCE E substitution out			
12:06	4 BUFFORD J substitution in			
11:59		7-14	-7	24 GERMANY J 2pt FG in the paint, jump shot made (2)
11:39	31 COLEMAN-JONES J 2pt FG outside the paint, hook shot missed			
11:37				24 GERMANY J defensive rebound (3)
11:30	12 LENARD T steal (2)			22 TUCKER C turnover bad pass (1)
11:21	24 WESTON C 2pt FG from turnover in the paint, layup missed			
11:18	24 WESTON C offensive rebound (2)			
11:18	24 WESTON C 2pt FG from turnover second chance in the paint, layup made (2)	9-14	-5	
11:03				24 GERMANY J 2pt FG in the paint, layup blocked
11:03	31 COLEMAN-JONES J block (1)			



UTSA at Middle Tenn.

02/04/23 Murphy Center, Murfreesboro
2022-23 Men's Basketball

Game Time: 5:00 PM
Game Duration: 1:54
Attendance: 3,425

Officials: Kevin Mathis, Mick Fieldbinder, Christopher Merlo

Game Time	MTS	Score	Diff	TSA
10:59				4 FARMER J offensive rebound (1)
10:58		9-16	-7	4 FARMER J 2pt FG second chance in the paint, layup made (2)
10:39	10 KING E 3pt FG , jump shot missed			
10:37	24 WESTON C offensive rebound (3)			
10:30	31 COLEMAN-JONES J 2pt FG second chance in the paint, hook shot made (2)	11-16	-5	
10:12				5 RICHARDS D 2pt FG in the paint, layup missed
10:12	4 BUFFORD J defensive rebound (1)			
10:12	4 BUFFORD J foul drawn (1)			24 GERMANY J foul personal (2 - 2)
10:12	Timeout media			
10:12				0 BUGGS III J substitution out
10:12				4 FARMER J substitution out
10:12				24 GERMANY J substitution out
10:12				1 MEDOR J substitution in
10:12				14 DIOUF M substitution in
10:12				25 ADDO-ANKRAH I substitution in
09:54	31 COLEMAN-JONES J 2pt FG in the paint, layup missed			
09:50	12 LENARD T offensive rebound (2)			
09:50	12 LENARD T 2pt FG second chance in the paint, layup made (4)	13-16	-3	
09:40	31 COLEMAN-JONES J steal (1)			1 MEDOR J turnover bad pass (2)
09:26	24 WESTON C turnover lost ball (1)			
09:26	4 BUFFORD J substitution out			
09:26	1 MILLIN T substitution in			
09:16	24 WESTON C steal (1)			1 MEDOR J turnover lost ball (3)
09:12	24 WESTON C 2pt FG fast break from turnover in the paint, layup made (4)	15-16	-1	
09:12	24 WESTON C foul drawn (1)			5 RICHARDS D foul shooting (1 - 3)
09:12	31 COLEMAN-JONES J substitution out			
09:12	2 DISHMAN D substitution in			
09:12				1 MEDOR J substitution out
09:12				0 BUGGS III J substitution in
09:12	24 WESTON C free throw fast break 1 - 1 made (5)	16-16	0	
09:01				0 BUGGS III J 3pt FG , jump shot missed
08:57	1 MILLIN T defensive rebound (1)			
08:47	12 LENARD T 2pt FG in the paint, layup missed			
08:44	2 DISHMAN D offensive rebound (4)			
08:43	2 DISHMAN D turnover lost ball (1)			22 TUCKER C steal (1)
08:33		16-19	-3	25 ADDO-ANKRAH I 3pt FG from turnover, jump shot made (3)
08:33				5 RICHARDS D assist (2)
08:16	10 KING E 2pt FG in the paint, jump shot missed			
08:12				14 DIOUF M defensive rebound (3)
08:04				22 TUCKER C 3pt FG , jump shot missed
08:01	10 KING E defensive rebound (1)			
07:50	1 MILLIN T 2pt FG in the paint, layup made (2)	18-19	-1	
07:50	2 DISHMAN D assist (1)			
07:50	1 MILLIN T foul drawn (1)			0 BUGGS III J foul shooting (1 - 4)
07:50	Timeout media			
07:50	10 KING E substitution out			
07:50	24 WESTON C substitution out			



UTSA at Middle Tenn.

02/04/23 Murphy Center, Murfreesboro
2022-23 Men's Basketball

Game Time: 5:00 PM
Game Duration: 1:54
Attendance: 3,425

Officials: Kevin Mathis, Mick Fieldbinder, Christopher Merlo

Game Time	MTS	Score	Diff	TSA
07:50	3 PORTER J substitution in			
07:50	5 LAWRENCE E substitution in			
07:50	1 MILLIN T free throw 1 - 1 made (3)	19-19	0	
07:50				Timeout 30 Sec
07:27		19-21	-2	5 RICHARDS D 2pt FG in the paint, layup made (6)
07:26				5 RICHARDS D foul class A technical (2 - 5)
07:26				5 RICHARDS D substitution out
07:26				1 MEDOR J substitution in
07:26	5 LAWRENCE E free throw 1 - 2 made (1)	20-21	-1	
07:26	5 LAWRENCE E free throw 2 - 2 made (2)	21-21	0	
07:03	5 LAWRENCE E 3pt FG , jump shot missed			
07:03	3 PORTER J offensive rebound (1)			
07:03	jump ball situation			
06:59	5 LAWRENCE E 2pt FG second chance in the paint, layup blocked			
06:59				22 TUCKER C block (1)
06:56				22 TUCKER C defensive rebound (2)
06:38				14 DIOUF M 2pt FG in the paint, layup blocked
06:38	1 MILLIN T block (1)			
06:38				offensive rebound (15)
06:31				25 ADDO-ANKRAH I 3pt FG second chance, jump shot missed
06:28	3 PORTER J defensive rebound (2)			
06:22	5 LAWRENCE E 3pt FG , jump shot missed			
06:22	offensive rebound (16)			
06:22	5 LAWRENCE E substitution out			
06:22	24 WESTON C substitution in			
06:12	2 DISHMAN D foul drawn (2)			14 DIOUF M foul shooting (1 - 6)
06:12	2 DISHMAN D free throw 1 - 2 made (3)	22-21	1	
06:12				25 ADDO-ANKRAH I substitution out
06:12				4 FARMER J substitution in
06:10	2 DISHMAN D free throw 2 - 2 missed			
06:09				14 DIOUF M defensive rebound (4)
06:06	3 PORTER J foul shooting (1 - 3)			1 MEDOR J foul drawn (1)
06:03				1 MEDOR J free throw fast break 1 - 2 missed
06:03				offensive dead ball rebound (1)
06:03				1 MEDOR J free throw fast break 2 - 2 missed
06:01	12 LENARD T defensive rebound (3)			
05:47	12 LENARD T 3pt FG , jump shot missed			
05:47				defensive rebound (17)
05:47	1 MILLIN T substitution out			
05:47	2 DISHMAN D substitution out			
05:47	3 PORTER J substitution out			
05:47	4 BUFFORD J substitution in			
05:47	5 LAWRENCE E substitution in			
05:47	31 COLEMAN-JONES J substitution in			
05:46				0 BUGGS III J turnover bad pass (1)
05:34	24 WESTON C 2pt FG from turnover in the paint, layup missed			
05:34	24 WESTON C offensive rebound (4)			
05:34	24 WESTON C 2pt FG from turnover second chance in the paint, layup missed			



UTSA at Middle Tenn.

02/04/23 Murphy Center, Murfreesboro
2022-23 Men's Basketball

Game Time: 5:00 PM
Game Duration: 1:54
Attendance: 3,425

Officials: Kevin Mathis, Mick Fieldbinder, Christopher Merlo

Game Time	MTS	Score	Diff	TSA
05:34	24 WESTON C offensive rebound (5)			
05:34	24 WESTON C foul drawn (2)			14 DIOUF M foul shooting (2 - 7)
05:34	24 WESTON C free throw 1 - 2 missed			
05:34	offensive dead ball rebound (1)			
05:34	12 LENARD T substitution out			
05:34	10 KING E substitution in			
05:34	24 WESTON C free throw 2 - 2 made (6)	23-21	2	
05:24		23-23	0	4 FARMER J 2pt FG in the paint, alleyoop made (4)
05:24				1 MEDOR J assist (1)
05:04	4 BUFFORD J foul personal (1 - 4)			22 TUCKER C foul drawn (1)
04:40				1 MEDOR J turnover lost ball (4)
04:15	10 KING E 3pt FG from turnover, jump shot made (3)	26-23	3	
04:15	31 COLEMAN-JONES J assist (1)			
03:44	5 LAWRENCE E steal (1)			4 FARMER J turnover lost ball (1)
03:34	4 BUFFORD J 3pt FG from turnover, jump shot missed			
03:33	10 KING E offensive rebound (2)			
03:33	10 KING E foul drawn (1)			4 FARMER J foul personal (1 - 8)
03:33	Timeout media			
03:33	4 BUFFORD J substitution out			
03:33	12 LENARD T substitution in			
03:33	10 KING E 1&1 free throw 1 missed			
03:30				4 FARMER J defensive rebound (2)
03:14				22 TUCKER C 2pt FG outside the paint, jump shot missed
03:11	10 KING E defensive rebound (3)			
03:02	jump ball situation			
03:02	10 KING E turnover lost ball (1)			1 MEDOR J steal (1)
03:02	10 KING E substitution out			
03:02	31 COLEMAN-JONES J substitution out			
03:02	1 MILLIN T substitution in			
03:02	2 DISHMAN D substitution in			
03:02				22 TUCKER C substitution out
03:02				10 CZUMBEL E substitution in
02:55	2 DISHMAN D foul shooting (1 - 5)			1 MEDOR J foul drawn (2)
02:55		26-24	2	1 MEDOR J free throw 1 - 2 made (5)
02:55		26-25	1	1 MEDOR J free throw 2 - 2 made (6)
02:40	5 LAWRENCE E 3pt FG , jump shot missed			
02:38	1 MILLIN T offensive rebound (2)			
02:37	1 MILLIN T 2pt FG second chance outside the paint, jump shot missed			
02:34	5 LAWRENCE E offensive rebound (2)			
02:33	5 LAWRENCE E 2pt FG second chance in the paint, dunk, made (4)	28-25	3	
02:19	1 MILLIN T foul personal (1 - 6)			1 MEDOR J foul drawn (3)
02:19				4 FARMER J substitution out
02:19				25 ADDO-ANKRAH I substitution in
02:15	5 LAWRENCE E foul drawn (1)			14 DIOUF M foul offensive (3 - 9)
02:15				14 DIOUF M turnover offensive (2)
02:15				14 DIOUF M substitution out
02:15				24 GERMANY J substitution in



Game Time	MTS	Score	Diff	TSA
01:55	12 LENARD T 2pt FG from turnover outside the paint, jump shot missed			
01:48				25 ADDO-ANKRAH I defensive rebound (1)
01:43	1 MILLIN T foul personal (2 - 7)			1 MEDOR J foul drawn (4)
01:43	1 MILLIN T substitution out			
01:43	10 KING E substitution in			
01:43		28-26	2	1 MEDOR J 1&1 free throw 1 made (7)
01:43		28-27	1	1 MEDOR J 1&1 free throw 2 made (8)
01:32	12 LENARD T 2pt FG in the paint, layup made (6)	30-27	3	
01:32	12 LENARD T foul drawn (1)			10 CZUMBEL E foul shooting (1 - 10)
01:32	12 LENARD T free throw 1 - 1 made (7)	31-27	4	
01:17				24 GERMANY J 2pt FG in the paint, layup missed
01:14	10 KING E defensive rebound (4)			
01:10	24 WESTON C 2pt FG fast break in the paint, driving layup made (8)	33-27	6	
00:56				25 ADDO-ANKRAH I 3pt FG , jump shot missed
00:54	2 DISHMAN D defensive rebound (5)			
00:41	5 LAWRENCE E 2pt FG in the paint, layup blocked			
00:41				24 GERMANY J block (1)
00:36	5 LAWRENCE E offensive rebound (3)			
00:35	5 LAWRENCE E 2pt FG second chance in the paint, layup missed			
00:34				24 GERMANY J defensive rebound (4)
00:34	12 LENARD T foul personal (2 - 8)			25 ADDO-ANKRAH I foul drawn (1)
00:34	12 LENARD T substitution out			
00:34	4 BUFFORD J substitution in			
00:34				24 GERMANY J substitution out
00:34				4 FARMER J substitution in
00:34		33-28	5	25 ADDO-ANKRAH I 1&1 free throw 1 made (4)
00:34		33-29	4	25 ADDO-ANKRAH I 1&1 free throw 2 made (5)
00:34				1 MEDOR J substitution out
00:34				20 SABALLY L substitution in
00:09	2 DISHMAN D 2pt FG in the paint, layup made (5)	35-29	6	
00:09	Timeout 30 Sec			
00:09	5 LAWRENCE E substitution out			
00:09	13 SMITH T substitution in			
00:09				20 SABALLY L substitution out
00:09				1 MEDOR J substitution in
00:02				25 ADDO-ANKRAH I 3pt FG , jump shot missed
00:00				4 FARMER J offensive rebound (3)
END OF PERIOD				
MTS 35-29 TSA				



UTSA at Middle Tenn.

02/04/23 Murphy Center, Murfreesboro
2022-23 Men's Basketball

Game Time: 5:00 PM
Game Duration: 1:54
Attendance: 3,425

Officials: Kevin Mathis, Mick Fieldbinder, Christopher Merlo

UTSA - 29

NO.	Name	F/G	Min	FG	3P	FT	Rebounds			Fouls		TP	AS	TO	ST	Blocks		+/-
				M-A	M-A	M-A	OR	DR	TOT	PF	FD					BS	BA	
14	Massal Diouf	F	12:28	1-2	0-0	0-0	0	4	4	3	0	2	0	2	0	0	1	-7
1	Japhet Medor	G	15:10	2-5	0-1	4-6	0	0	0	0	4	8	1	4	1	0	2	-5
5	DJ Richards	G	11:14	2-4	0-1	2-2	0	1	1	2	1	6	2	0	0	0	0	0
22	Christian Tucker	G	15:40	1-3	0-1	0-0	0	2	2	0	1	2	0	1	1	1	0	-5
25	Isaiah Addo-Ankrah	G	10:50	1-4	1-4	2-2	0	1	1	0	1	5	0	1	0	0	0	-8
0	John Buggs III		14:29	0-1	0-1	0-0	0	1	1	1	0	0	0	1	0	0	0	-3
4	Josh Farmer		09:44	2-2	0-0	0-0	2	1	3	1	1	4	0	1	0	0	0	2
24	Jacob Germany		06:58	1-4	0-0	0-0	0	4	4	2	0	2	0	1	0	1	1	1
10	Erik Czumbel		03:02	0-0	0-0	0-0	0	0	0	1	0	0	0	0	0	0	0	-3
20	Lamin Sabally		00:25	0-0	0-0	0-0	0	0	0	0	0	0	0	0	0	0	0	-2
Team							3	2	5			0		1				
Totals				10-25	1-8	8-10	5	16	21	10	8	29	3	12	2	2	4	-6

Shooting By Period		
1 st FG%	10-25	40.0%
3PT%	1-8	12.5%
FT%	8-10	80%
GM FG%	10-25	40.0%
3PT%	1-8	12.5%
FT%	8-10	80.0%

Dead Ball Rebounds: 1, 0

Technical Fouls: Richards 1st7:26

Middle Tenn. - 35

NO.	Name	F/G	Min	FG	3P	FT	Rebounds			Fouls		TP	AS	TO	ST	Blocks		+/-
				M-A	M-A	M-A	OR	DR	TOT	PF	FD					BS	BA	
1	Tyler Millin	F	08:10	1-4	0-1	1-1	1	1	2	2	1	3	0	1	0	1	0	-2
2	DeAndre Dishman	F	12:16	2-2	0-0	1-2	2	3	5	1	2	5	1	1	0	0	0	2
3	Jestin Porter	G	05:15	0-2	0-1	0-0	1	1	2	1	0	0	0	0	0	0	0	-4
4	Justin Bufford	G	11:17	1-5	1-4	0-0	0	1	1	1	1	3	0	0	0	1	0	1
5	Eli Lawrence	G	15:00	1-9	0-4	2-2	3	0	3	0	1	4	0	0	1	0	2	1
12	Teafale Lenard		14:13	3-7	0-1	1-1	2	1	3	2	1	7	1	1	2	1	0	10
24	Camryn Weston		15:20	3-7	0-0	2-3	4	1	5	0	2	8	1	1	1	0	0	11
10	Elias King		10:36	1-3	1-2	0-1	1	3	4	1	1	3	0	1	0	0	0	7
31	Jared Coleman-Jones		07:44	1-3	0-0	0-0	0	0	0	0	0	2	1	0	1	1	0	4
13	Trevon Smith		00:09	0-0	0-0	0-0	0	0	0	0	0	0	0	0	0	0	0	0
Team							1	0	1			0		0				
Totals				13-42	2-13	7-10	15	11	26	8	9	35	4	5	5	4	2	6

Shooting By Period		
1 st FG%	13-42	31.0%
3PT%	2-13	15.4%
FT%	7-10	70%
GM FG%	13-42	31.0%
3PT%	2-13	15.4%
FT%	7-10	70.0%

Dead Ball Rebounds: 1, 0

Technical Fouls: NONE

	TSA	MTS
Biggest lead	7 (1 st 11:59)	6 (1 st 1:10)
Best Scoring Run	6 (1 st 16:58)	7 (1 st 9:12)
Lead Changes	1	
Times Tied	4	
Time with Lead	10:35	05:03

	TSA	MTS
Points from		
Turnovers	7	14
Paint	18	22
Second Chance	2	10
Fast Breaks	4	7
Bench	6	20

	Period by Period Scoring		
	1st	2nd	TOT
TSA	29	31	60
MTS	35	49	84



Period 2

Quarter Starters:

MTS	1 Millin T	2 Dishman D	3 Porter J	4 Bufford J	5 Lawrence E
TSA	1 Medor J	5 Richards D	14 Diouf M	22 Tucker C	25 Addo-Ankrah I

Game Time	MTS	Score	Diff	TSA
20:00	10 KING E substitution out			
20:00	13 SMITH T substitution out			
20:00	24 WESTON C substitution out			
20:00	1 MILLIN T substitution in			
20:00	3 PORTER J substitution in			
20:00	5 LAWRENCE E substitution in			
20:00				0 BUGGS III J substitution out
20:00				4 FARMER J substitution out
20:00				10 CZUMBEL E substitution out
20:00				5 RICHARDS D substitution in
20:00				14 DIOUF M substitution in
20:00				22 TUCKER C substitution in
19:45	4 BUFFORD J 3pt FG , jump shot made (6)	38-29	9	
19:45	5 LAWRENCE E assist (1)			
19:38	5 LAWRENCE E foul personal (1 - 1)			14 DIOUF M foul drawn (1)
19:27	4 BUFFORD J steal (1)			22 TUCKER C turnover lost ball (2)
19:27	4 BUFFORD J foul drawn (2)			22 TUCKER C foul personal (1 - 1)
19:12	3 PORTER J 2pt FG from turnover in the paint, driving layup made (2)	40-29	11	
18:48				1 MEDOR J 2pt FG in the paint, layup missed
18:46				14 DIOUF M offensive rebound (5)
18:45				14 DIOUF M 2pt FG second chance in the paint, layup blocked
18:45	4 BUFFORD J block (2)			
18:41	5 LAWRENCE E defensive rebound (4)			
18:39	5 LAWRENCE E 2pt FG fast break in the paint, pull up jump shot made (6)	42-29	13	
18:30	5 LAWRENCE E foul personal (2 - 2)			1 MEDOR J foul drawn (5)
18:14				5 RICHARDS D 3pt FG , jump shot missed
18:11				25 ADDO-ANKRAH I offensive rebound (2)
18:11		42-31	11	25 ADDO-ANKRAH I 2pt FG second chance in the paint, layup made (7)
17:56	4 BUFFORD J foul drawn (3)			14 DIOUF M foul shooting (4 - 2)
17:56	4 BUFFORD J free throw 1 - 2 missed			
17:56	offensive dead ball rebound (2)			
17:56				14 DIOUF M substitution out
17:56				24 GERMANY J substitution in
17:56	4 BUFFORD J free throw 2 - 2 missed			
17:56				22 TUCKER C defensive rebound (3)
17:51	4 BUFFORD J foul drawn (4)			5 RICHARDS D foul offensive (3 - 3)
17:51				5 RICHARDS D turnover offensive (1)
17:00	5 LAWRENCE E 2pt FG from turnover outside the paint, pull up jump shot made (8)	44-31	13	
16:30	1 MILLIN T foul shooting (3 - 3)			24 GERMANY J foul drawn (1)
16:30				24 GERMANY J free throw 1 - 2 missed



UTSA at Middle Tenn.

02/04/23 Murphy Center, Murfreesboro
2022-23 Men's Basketball

Game Time: 5:00 PM
Game Duration: 1:54
Attendance: 3,425

Officials: Kevin Mathis, Mick Fieldbinder, Christopher Merlo

Game Time	MTS	Score	Diff	TSA
16:30				offensive dead ball rebound (2)
16:30	1 MILLIN T substitution out			
16:30	2 DISHMAN D substitution out			
16:30	3 PORTER J substitution out			
16:30	12 LENARD T substitution in			
16:30	24 WESTON C substitution in			
16:30	31 COLEMAN-JONES J substitution in			
16:30				22 TUCKER C substitution out
16:30				0 BUGGS III J substitution in
16:30		44-32	12	24 GERMANY J free throw 2 - 2 made (3)
16:11	5 LAWRENCE E 2pt FG outside the paint, jump shot missed			
16:08	31 COLEMAN-JONES J offensive rebound (1)			
16:07	31 COLEMAN-JONES J 2pt FG second chance in the paint, layup made (4)	46-32	14	
15:43				24 GERMANY J 2pt FG outside the paint, jump shot missed
15:40	4 BUFFORD J defensive rebound (2)			
15:25	24 WESTON C 2pt FG in the paint, layup missed			
15:23				25 ADDO-ANKRAH I defensive rebound (3)
15:11				1 MEDOR J 3pt FG , jump shot missed
15:09	12 LENARD T defensive rebound (4)			
15:04	12 LENARD T foul drawn (2)			24 GERMANY J foul shooting (3 - 4)
15:04	Timeout media			
15:04	12 LENARD T free throw fast break 1 - 2 missed			
15:04	offensive dead ball rebound (3)			
15:04	12 LENARD T free throw fast break 2 - 2 made (8)	47-32	15	
14:49				1 MEDOR J 2pt FG in the paint, layup missed
14:49				24 GERMANY J offensive rebound (5)
14:49				24 GERMANY J turnover travel (2)
14:22	5 LAWRENCE E 3pt FG from turnover, jump shot missed			
14:17	31 COLEMAN-JONES J offensive rebound (2)			
14:17	31 COLEMAN-JONES J 2pt FG from turnover second chance in the paint, layup missed			
14:11	24 WESTON C offensive rebound (6)			
14:11	24 WESTON C 2pt FG from turnover second chance in the paint, layup made (10)	49-32	17	
14:00	4 BUFFORD J steal (2)			25 ADDO-ANKRAH I turnover lost ball (2)
13:56	31 COLEMAN-JONES J turnover bad pass (1)			
13:54	4 BUFFORD J substitution out			
13:54	10 KING E substitution in			
13:54				25 ADDO-ANKRAH I substitution out
13:54				4 FARMER J substitution in
13:40		49-34	15	24 GERMANY J 2pt FG from turnover in the paint, layup made (5)
13:40				4 FARMER J assist (1)
13:24	31 COLEMAN-JONES J turnover bad pass (2)			5 RICHARDS D steal (1)
13:16				5 RICHARDS D 2pt FG from turnover outside the paint, jump shot missed
13:15				24 GERMANY J offensive rebound (6)
13:15				24 GERMANY J 2pt FG from turnover second chance in the paint, layup blocked
13:15	10 KING E block (1)			



UTSA at Middle Tenn.

02/04/23 Murphy Center, Murfreesboro
2022-23 Men's Basketball

Game Time: 5:00 PM
Game Duration: 1:54
Attendance: 3,425

Officials: Kevin Mathis, Mick Fieldbinder, Christopher Merlo

Game Time	MTS	Score	Diff	TSA
13:15				offensive rebound (28)
13:03		49-36	13	24 GERMANY J 2pt FG from turnover second chance in the paint, layup made (7)
12:43	10 KING E 3pt FG , jump shot made (6)	52-36	16	
12:43	24 WESTON C assist (2)			
12:26	31 COLEMAN-JONES J steal (2)			24 GERMANY J turnover lost ball (3)
12:11	24 WESTON C 3pt FG from turnover, step back jump shot made (13)	55-36	19	
11:55				1 MEDOR J 2pt FG in the paint, layup blocked
11:55	12 LENARD T block (2)			
11:55				offensive rebound (29)
11:55	12 LENARD T foul class A technical (3 - 4)			
11:55	Timeout media			
11:55	31 COLEMAN-JONES J substitution out			
11:55	2 DISHMAN D substitution in			
11:55				24 GERMANY J substitution out
11:55				11 BOFINGER L substitution in
11:55				0 BUGGS III J free throw 1 - 2 missed
11:55				offensive dead ball rebound (3)
11:55		55-37	18	0 BUGGS III J free throw 2 - 2 made (1)
11:49		55-40	15	0 BUGGS III J 3pt FG , jump shot made (4)
11:19	5 LAWRENCE E 3pt FG , jump shot missed			
11:17	2 DISHMAN D offensive rebound (6)			
11:17	10 KING E foul drawn (2)			4 FARMER J foul shooting (2 - 5)
11:17	10 KING E free throw 1 - 2 made (7)	56-40	16	
11:17	10 KING E free throw 2 - 2 made (8)	57-40	17	
11:14				4 FARMER J turnover travel (2)
10:50	12 LENARD T 2pt FG from turnover outside the paint, jump shot missed			
10:46	5 LAWRENCE E offensive rebound (5)			
10:41	24 WESTON C 2pt FG from turnover second chance outside the paint, jump shot missed			
10:41	offensive dead ball rebound (4)			
10:41	turnover shot clock (8)			
10:27				5 RICHARDS D 3pt FG from turnover, jump shot missed
10:24	2 DISHMAN D defensive rebound (7)			
10:12	24 WESTON C turnover travel (2)			
10:12	5 LAWRENCE E substitution out			
10:12	24 WESTON C substitution out			
10:12	3 PORTER J substitution in			
10:12	4 BUFFORD J substitution in			
09:55		57-42	15	11 BOFINGER L 2pt FG from turnover in the paint, layup made (2)
09:55				0 BUGGS III J assist (1)
09:27	2 DISHMAN D 2pt FG in the paint, layup made (7)	59-42	17	
09:10				4 FARMER J 3pt FG , jump shot missed
09:08	10 KING E defensive rebound (5)			
09:00	12 LENARD T turnover out of bounds (2)			
09:00				4 FARMER J substitution out
09:00				14 DIOUF M substitution in
08:38				5 RICHARDS D 3pt FG from turnover, jump shot missed



UTSA at Middle Tenn.

02/04/23 Murphy Center, Murfreesboro
2022-23 Men's Basketball

Game Time: 5:00 PM
Game Duration: 1:54
Attendance: 3,425

Officials: Kevin Mathis, Mick Fieldbinder, Christopher Merlo

Game Time	MTS	Score	Diff	TSA
08:38	3 PORTER J defensive rebound (3)			
08:38	3 PORTER J foul drawn (1)			11 BOFINGER L foul personal (1 - 6)
08:38	2 DISHMAN D substitution out			
08:38	31 COLEMAN-JONES J substitution in			
08:38				1 MEDOR J substitution out
08:38				10 CZUMBEL E substitution in
08:19	12 LENARD T 3pt FG , jump shot made (11)	62-42	20	
08:19	3 PORTER J assist (1)			
08:01		62-45	17	0 BUGGS III J 3pt FG , jump shot made (7)
08:01				Timeout 30 Sec
08:01	Timeout media			
08:01	10 KING E substitution out			
08:01	1 MILLIN T substitution in			
08:01				5 RICHARDS D substitution out
08:01				22 TUCKER C substitution in
07:42	3 PORTER J 2pt FG in the paint, driving layup made (4)	64-45	19	
07:42	3 PORTER J foul drawn (2)			10 CZUMBEL E foul shooting (2 - 7)
07:42	Timeout media			
07:42				22 TUCKER C substitution out
07:42				20 SABALLY L substitution in
07:42	3 PORTER J free throw 1 - 1 made (5)	65-45	20	
07:23				20 SABALLY L 2pt FG outside the paint, jump shot missed
07:20	31 COLEMAN-JONES J defensive rebound (3)			
07:13	3 PORTER J 2pt FG in the paint, turnaround jump shot made (7)	67-45	22	
06:59				0 BUGGS III J 2pt FG in the paint, layup missed
06:56	31 COLEMAN-JONES J defensive rebound (4)			
06:48	1 MILLIN T 3pt FG , jump shot missed			
06:44				10 CZUMBEL E defensive rebound (1)
06:30	31 COLEMAN-JONES J foul drawn (1)			0 BUGGS III J foul offensive (2 - 8)
06:30				0 BUGGS III J turnover offensive (2)
06:11	31 COLEMAN-JONES J 2pt FG from turnover outside the paint, jump shot made (6)	69-45	24	
05:40				20 SABALLY L 3pt FG , jump shot missed
05:37	3 PORTER J defensive rebound (4)			
05:26	31 COLEMAN-JONES J 2pt FG in the paint, jump shot made (8)	71-45	26	
05:02				0 BUGGS III J 3pt FG , jump shot missed
05:00	4 BUFFORD J defensive rebound (3)			
04:38	4 BUFFORD J 3pt FG , jump shot missed			
04:35				20 SABALLY L defensive rebound (1)
04:32	4 BUFFORD J steal (3)			10 CZUMBEL E turnover bad pass (1)
04:15	12 LENARD T 2pt FG from turnover in the paint, driving layup made (13)	73-45	28	
04:15	Timeout 30 Sec			
04:15	Timeout media			
04:15	12 LENARD T substitution out			
04:15	31 COLEMAN-JONES J substitution out			
04:15	13 SMITH T substitution in			
04:15	15 FUSSELL C substitution in			
04:15				0 BUGGS III J substitution out
04:15				11 BOFINGER L substitution out



UTSA at Middle Tenn.

02/04/23 Murphy Center, Murfreesboro
2022-23 Men's Basketball

Game Time: 5:00 PM
Game Duration: 1:54
Attendance: 3,425

Officials: Kevin Mathis, Mick Fieldbinder, Christopher Merlo

Game Time	MTS	Score	Diff	TSA
04:15				14 DIOUF M substitution out
04:15				2 ALEU A substitution in
04:15				3 JOHNSON A substitution in
04:15				24 GERMANY J substitution in
04:00	4 BUFFORD J foul personal (2 - 5)			10 CZUMBEL E foul drawn (1)
03:53		73-47	26	20 SABALLY L 2pt FG in the paint, jump shot made (2)
03:53	15 FUSSELL C foul shooting (1 - 6)			20 SABALLY L foul drawn (1)
03:53		73-48	25	20 SABALLY L free throw 1 - 1 made (3)
03:33	15 FUSSELL C 3pt FG , jump shot missed			
03:30				20 SABALLY L defensive rebound (2)
03:27				24 GERMANY J 2pt FG in the paint, layup missed
03:24	15 FUSSELL C defensive rebound (1)			
03:13	3 PORTER J 3pt FG , jump shot made (10)	76-48	28	
03:13	15 FUSSELL C assist (1)			
02:53		76-51	25	3 JOHNSON A 3pt FG , jump shot made (3)
02:34	15 FUSSELL C 3pt FG , jump shot missed			
02:29				2 ALEU A defensive rebound (1)
02:26	15 FUSSELL C foul personal (2 - 7)			10 CZUMBEL E foul drawn (2)
02:26	1 MILLIN T substitution out			
02:26	11 GREEN T substitution in			
02:26				24 GERMANY J substitution out
02:26				11 BOFINGER L substitution in
02:26				10 CZUMBEL E 1&1 free throw 1 missed
02:25	11 GREEN T defensive rebound (1)			
02:12	15 FUSSELL C foul offensive (3 - 8)			20 SABALLY L foul drawn (2)
02:12	15 FUSSELL C turnover offensive (1)			
02:02				3 JOHNSON A 3pt FG from turnover, jump shot missed
02:02				2 ALEU A offensive rebound (2)
02:02	13 SMITH T foul personal (1 - 9)			2 ALEU A foul drawn (1)
02:02				2 ALEU A 1&1 free throw 1 missed
02:01	11 GREEN T defensive rebound (2)			
01:45	3 PORTER J 3pt FG , jump shot made (13)	79-51	28	
01:45	3 PORTER J substitution out			
01:45	4 BUFFORD J substitution out			
01:45	0 LIGHTSY I substitution in			
01:45	55 JUBENVILLE J substitution in			
01:34		79-53	26	10 CZUMBEL E 2pt FG in the paint, layup made (2)
01:18	15 FUSSELL C 2pt FG outside the paint, jump shot made (2)	81-53	28	
01:18	55 JUBENVILLE J assist (1)			
01:01		81-55	26	20 SABALLY L 2pt FG outside the paint, jump shot made (5)
00:47	0 LIGHTSY I 3pt FG , jump shot made (3)	84-55	29	
00:47	15 FUSSELL C assist (2)			
00:32		84-57	27	11 BOFINGER L 2pt FG in the paint, driving layup made (4)
00:22	55 JUBENVILLE J turnover lost ball (1)			20 SABALLY L steal (1)
00:15		84-59	25	20 SABALLY L 2pt FG from turnover outside the paint, jump shot made (7)
00:15	0 LIGHTSY I foul shooting (1 - 10)			20 SABALLY L foul drawn (3)
00:15		84-60	24	20 SABALLY L free throw 1 - 1 made (8)

END OF GAME



Official Basketball Play by Play - Second Half

UTSA at Middle Tenn.

02/04/23 Murphy Center, Murfreesboro
2022-23 Men's Basketball

Game Time: 5:00 PM

Game Duration: 1:54

Attendance: 3,425

Officials: Kevin Mathis, Mick Fieldbinder, Christopher Merlo

Game Time	MTS	Score	Diff	TSA
MTS 84-60 TSA				



UTSA at Middle Tenn.

02/04/23 Murphy Center, Murfreesboro
2022-23 Men's Basketball

Game Time: 5:00 PM
Game Duration: 1:54
Attendance: 3,425

Officials: Kevin Mathis, Mick Fieldbinder, Christopher Merlo

UTSA - 31

NO.	Name	Min	FG			Rebounds			Fouls		TP	AS	TO	ST	Blocks		+/-
			M-A	M-A	M-A	OR	DR	TOT	PF	FD					BS	BA	
14	Massal Diouf	F 06:49	0-1	0-0	0-0	1	0	1	1	1	0	0	0	0	0	1	-16
1	Japhet Medor	G 11:22	0-4	0-1	0-0	0	0	0	0	1	0	0	0	0	0	1	-11
5	DJ Richards	G 11:59	0-4	0-3	0-0	0	0	0	1	0	0	0	1	1	0	0	-11
22	Christian Tucker	G 03:49	0-0	0-0	0-0	0	1	1	1	0	0	0	1	0	0	0	-9
25	Isaiah Addo-Ankrah	G 06:06	1-1	0-0	0-0	1	1	2	0	0	2	0	1	0	0	0	-11
24	Jacob Germany	07:50	2-5	0-0	1-2	2	0	2	1	1	5	0	2	0	0	1	-5
0	John Buggs III	12:15	2-4	2-3	1-2	0	0	0	1	0	7	1	1	0	0	0	-15
4	Josh Farmer	04:54	0-1	0-1	0-0	0	0	0	1	0	0	1	1	0	0	0	0
11	Lachlan Bofinger	10:06	2-2	0-0	0-0	0	0	0	1	0	4	0	0	0	0	0	-8
10	Erik Czumbel	08:38	1-1	0-0	0-1	0	1	1	1	2	2	0	1	0	0	0	-7
20	Lamin Sabally	07:42	3-5	0-1	2-2	0	2	2	0	3	8	0	0	1	0	0	-5
2	Aleu Aleu	04:15	0-0	0-0	0-1	1	1	2	0	1	0	0	0	0	0	0	4
3	Azavier Johnson	04:15	1-2	1-2	0-0	0	0	0	0	0	3	0	0	0	0	0	4
Team						2	0	2			0		0				
Totals			12-30	3-11	4-8	7	6	13	8	9	31	2	8	2	0	3	-18

Shooting By Period		
2 nd FG%	12-30	40.0%
3PT%	3-11	27.3%
FT%	4-8	50%
GM FG%	12-30	40.0%
3PT%	3-11	27.3%
FT%	4-8	50.0%

Dead Ball Rebounds: 2, 0

Technical Fouls::NONE

Middle Tenn. - 49

NO.	Name	Min	FG			Rebounds			Fouls		TP	AS	TO	ST	Blocks		+/-
			M-A	M-A	M-A	OR	DR	TOT	PF	FD					BS	BA	
1	Tyler Millin	F 09:05	0-1	0-1	0-0	0	0	0	1	0	0	0	0	0	0	0	15
2	DeAndre Dishman	F 06:47	1-1	0-0	0-0	1	1	2	0	0	2	0	0	0	0	0	5
3	Jestin Porter	G 11:57	5-5	2-2	1-1	0	2	2	0	2	13	1	0	0	0	0	18
4	Justin Bufford	G 14:33	1-2	1-2	0-2	0	2	2	1	3	3	0	0	3	1	0	22
5	Eli Lawrence	G 09:48	2-5	0-2	0-0	1	1	2	2	0	4	1	0	0	0	0	11
12	Teafale Lenard	12:15	2-3	1-1	1-2	0	1	1	1	1	6	0	1	0	1	0	15
24	Camryn Weston	06:18	2-4	1-1	0-0	1	0	1	0	0	5	1	1	0	0	0	4
31	Jared Coleman-Jones	08:58	3-4	0-0	0-0	2	2	4	0	1	6	0	2	1	0	0	17
10	Elias King	05:53	1-1	1-1	2-2	0	1	1	0	1	5	0	0	0	1	0	0
13	Trevon Smith	04:15	0-0	0-0	0-0	0	0	0	1	0	0	0	0	0	0	0	-4
15	Christian Fussell	04:15	1-3	0-2	0-0	0	1	1	3	0	2	2	1	0	0	0	-4
11	Tre Green	02:26	0-0	0-0	0-0	0	2	2	0	0	0	0	0	0	0	0	-1
0	Isiah Lightsy	01:45	1-1	1-1	0-0	0	0	0	1	0	3	0	0	0	0	0	-4
55	Jack Jubenville	01:45	0-0	0-0	0-0	0	0	0	0	0	0	1	1	0	0	0	-4
Team						0	0	0			0		1				
Totals			19-30	7-13	4-7	5	13	18	10	8	49	6	7	4	3	0	18

Shooting By Period		
2 nd FG%	19-30	63.3%
3PT%	7-13	53.8%
FT%	4-7	57.1%
GM FG%	19-30	63.3%
3PT%	7-13	53.8%
FT%	4-7	57.1%

Dead Ball Rebounds: 3, 0

Technical Fouls:Lenard 2nd11:55

	TSA	MTS
Biggest lead	0 (1 st 20:00)	29 (2 nd 0:47)
Best Scoring Run	5(2 nd 0:15)	11(2 nd 4:15)
Lead Changes	0	
Times Tied	0	
Time with Lead	00:00	19:45

	TSA	MTS
Points from		
Turnovers	9	13
Paint	14	18
Second Chance	5	6
Fast Breaks	0	3
Bench	29	27

	Period by Period Scoring		
	1st	2nd	TOT
TSA	29	31	60
MTS	35	49	84



UTSA at Middle Tenn.

02/04/23 Murphy Center, Murfreesboro
2022-23 Men's Basketball

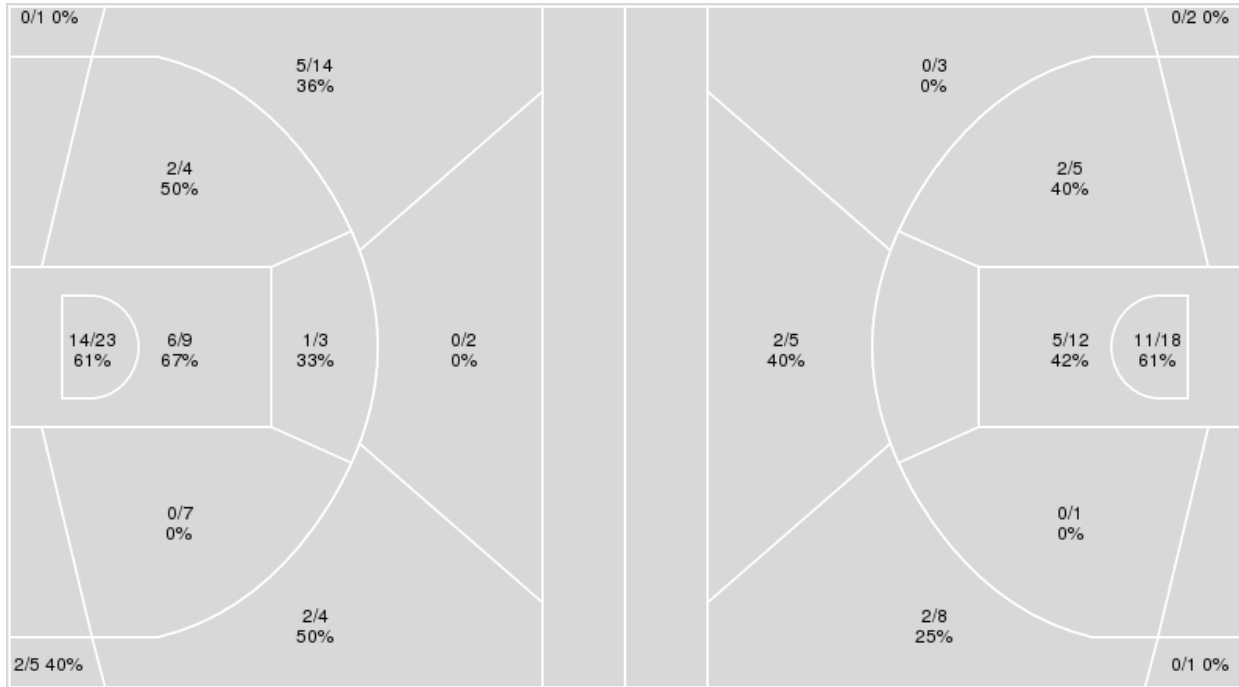
Officials: Kevin Mathis, Mick Fieldbinder, Christopher Merlo

{ Players => 0, 1, 2, 3, 4, 5, 10, 11, 12, 13, 14, 15, 24, 31, 55; } FG
Types => All; Results => All;

{ Players => 0, 1, 2, 3, 4, 5, 10, 11, 12, 13, 14, 20, 22, 24, 25; } FG
Types => All; Results => All;

Middle Tenn.

UTSA



Middle Tenn.	M/A	%
Field Goals	32/72	44
2 Points	23/46	50
3 Points	9/26	35
Free Throws	11/17	65

UTSA	M/A	%
Field Goals	22/55	40
2 Points	18/36	50
3 Points	4/19	21
Free Throws	12/18	67



UTSA at Middle Tenn.

02/04/23 Murphy Center, Murfreesboro
2022-23 Men's Basketball

Game Time: 5:00 PM
Game Duration: 1:54
Attendance: 3,425

Officials: Kevin Mathis, Mick Fieldbinder, Christopher Merlo

UTSA

No	Name	Mins		Score		Points Diff		Points per Min		Assists		Rebounds		Steals		Turnovers	
		On	Off	On	Off	On	Off	On	Off	On	Off	On	Off	On	Off	On	Off
0	John Buggs III	26:44	13:16	37 - 55	23 - 29	-18	-6	1.38	1.73	4	1	21	13	3	1	12	8
1	Japhet Medor	26:32	13:28	33 - 49	27 - 35	-16	-8	1.24	2.00	4	1	25	9	2	2	17	3
2	Aleu Aleu	04:15	35:45	15 - 11	45 - 73	4	-28	3.53	1.26	0	5	3	31	1	3	0	20
3	Azavier Johnson	04:15	35:45	15 - 11	45 - 73	4	-28	3.53	1.26	0	5	3	31	1	3	0	20
4	Josh Farmer	14:38	25:22	26 - 24	34 - 60	2	-26	1.78	1.34	3	2	12	22	2	2	7	13
5	DJ Richards	23:13	16:47	33 - 44	27 - 40	-11	-13	1.42	1.61	4	1	20	14	2	2	13	7
10	Erik Czumbel	11:40	28:20	24 - 34	36 - 50	-10	-14	2.06	1.27	0	5	8	26	1	3	3	17
11	Lachlan Bofinger	10:06	29:54	18 - 26	42 - 58	-8	-16	1.78	1.40	1	4	3	31	1	3	3	17
14	Massal Diouf	19:17	20:43	20 - 43	40 - 41	-23	-1	1.04	1.93	3	2	17	17	2	2	13	7
20	Lamin Sabally	08:07	31:53	15 - 22	45 - 62	-7	-17	1.85	1.41	0	5	5	29	1	3	2	18
22	Christian Tucker	19:29	20:31	23 - 37	37 - 47	-14	-10	1.18	1.80	3	2	20	14	2	2	13	7
24	Jacob Germany	14:48	25:12	23 - 27	37 - 57	-4	-20	1.55	1.47	1	4	15	19	1	3	6	14
25	Isaiah Addo-Ankrah	16:56	23:04	18 - 37	42 - 47	-19	-5	1.06	1.82	2	3	18	16	1	3	11	9

Middle Tenn.

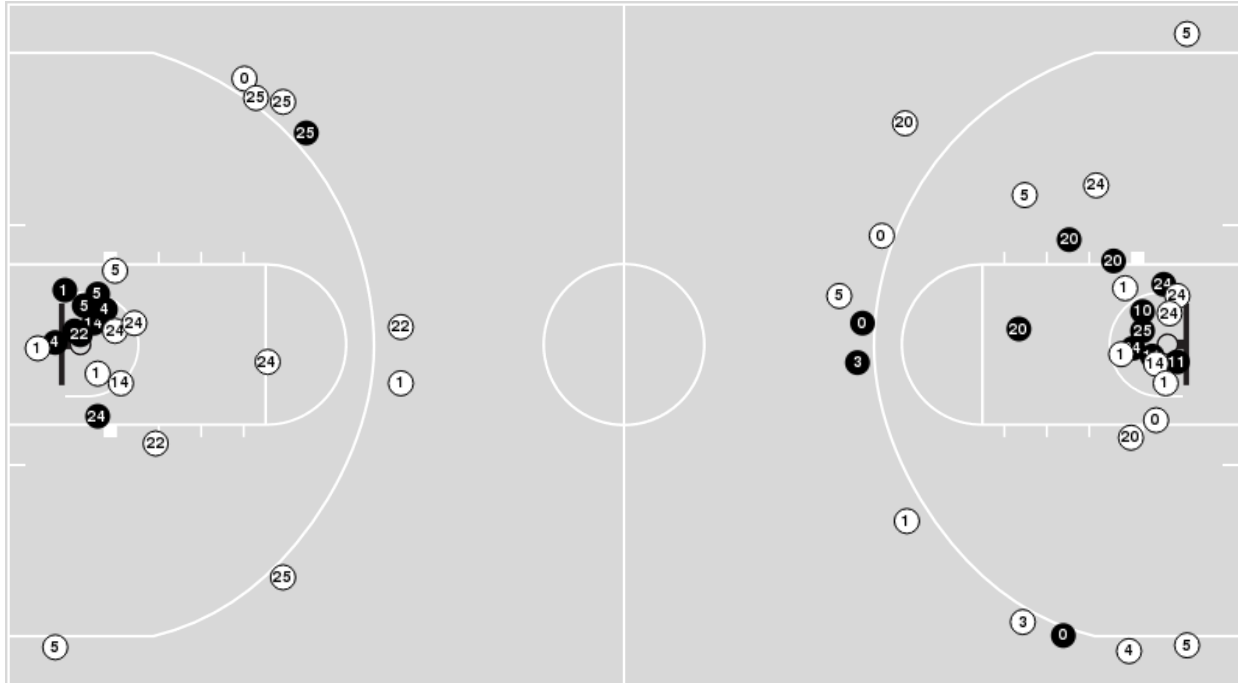
No	Name	Mins		Score		Points Diff		Points per Min		Assists		Rebounds		Steals		Turnovers	
		On	Off	On	Off	On	Off	On	Off	On	Off	On	Off	On	Off	On	Off
0	Isiah Lightsey	01:45	38:15	5 - 9	79 - 51	-4	28	2.86	2.07	2	8	0	44	0	9	1	11
1	Tyler Millin	17:15	22:45	34 - 21	50 - 39	13	11	1.97	2.20	3	7	15	29	3	6	2	10
2	DeAndre Dishman	19:03	20:57	34 - 27	50 - 33	7	17	1.78	2.39	4	6	23	21	1	8	6	6
3	Jestin Porter	17:12	22:48	35 - 21	49 - 39	14	10	2.03	2.15	3	7	14	30	2	7	3	9
4	Justin Bufford	25:50	14:10	53 - 30	31 - 30	23	1	2.05	2.19	6	4	27	17	6	3	6	6
5	Eli Lawrence	24:48	15:12	45 - 33	39 - 27	12	12	1.81	2.57	5	5	27	17	5	4	7	5
10	Elias King	16:29	23:31	37 - 30	47 - 30	7	17	2.24	2.00	4	6	18	26	6	3	7	5
11	Tre Green	02:26	37:34	8 - 9	76 - 51	-1	25	3.29	2.02	2	8	2	42	0	9	2	10
12	Teafale Lenard	26:28	13:32	58 - 33	26 - 27	25	-1	2.19	1.92	5	5	39	5	7	2	9	3
13	Trevon Smith	04:24	35:36	11 - 15	73 - 45	-4	28	2.50	2.05	3	7	3	41	0	9	2	10
15	Christian Fussell	04:15	35:45	11 - 15	73 - 45	-4	28	2.59	2.04	3	7	3	41	0	9	2	10
24	Camryn Weston	21:38	18:22	45 - 30	39 - 30	15	9	2.08	2.12	5	5	31	13	7	2	8	4
31	Jared Coleman-Jones	16:42	23:18	39 - 18	45 - 42	21	3	2.34	1.93	3	7	18	26	8	1	4	8
55	Jack Jubenville	01:45	38:15	5 - 9	79 - 51	-4	28	2.86	2.07	2	8	0	44	0	9	1	11



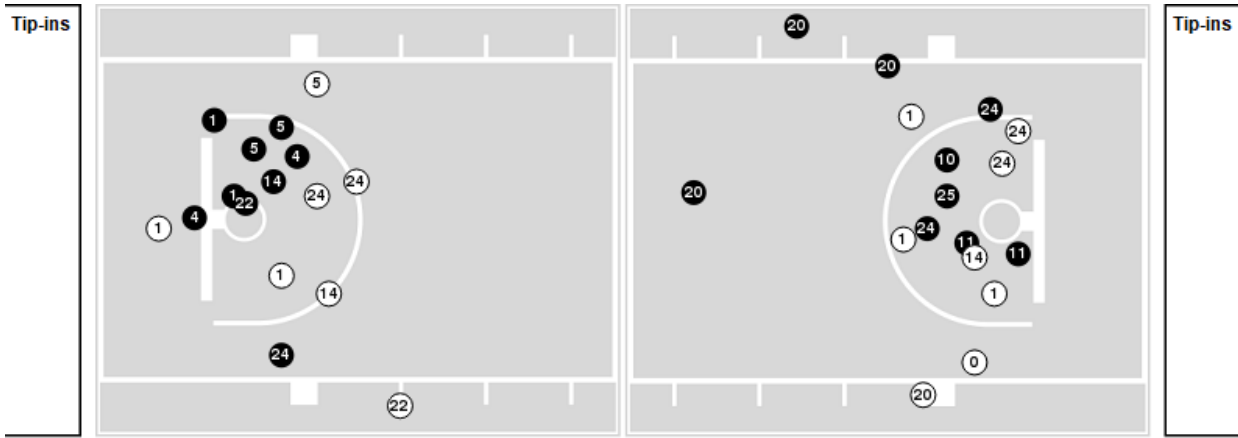
Players => 0, 1, 2, 3, 4, 5, 10, 11, 12, 13, 14, 20, 22, 24, 25 FG Types=>All Results=>All

UTSA

All Field Goals



Blow Up Chart



● Made ○ Missed N - Player Number

UTSA	M/A	%
Field Goals	22/55	40
2 Points	18/36	50
3 Points	4/19	21
Free Throws	12/18	67

UTSA	M/A	%
Points in the Paint	32 (16 / 30)	53
Fast Break Points	4 (3/6)	50
Second Chance Points	7 (4/9)	44
Effective FG%	44	

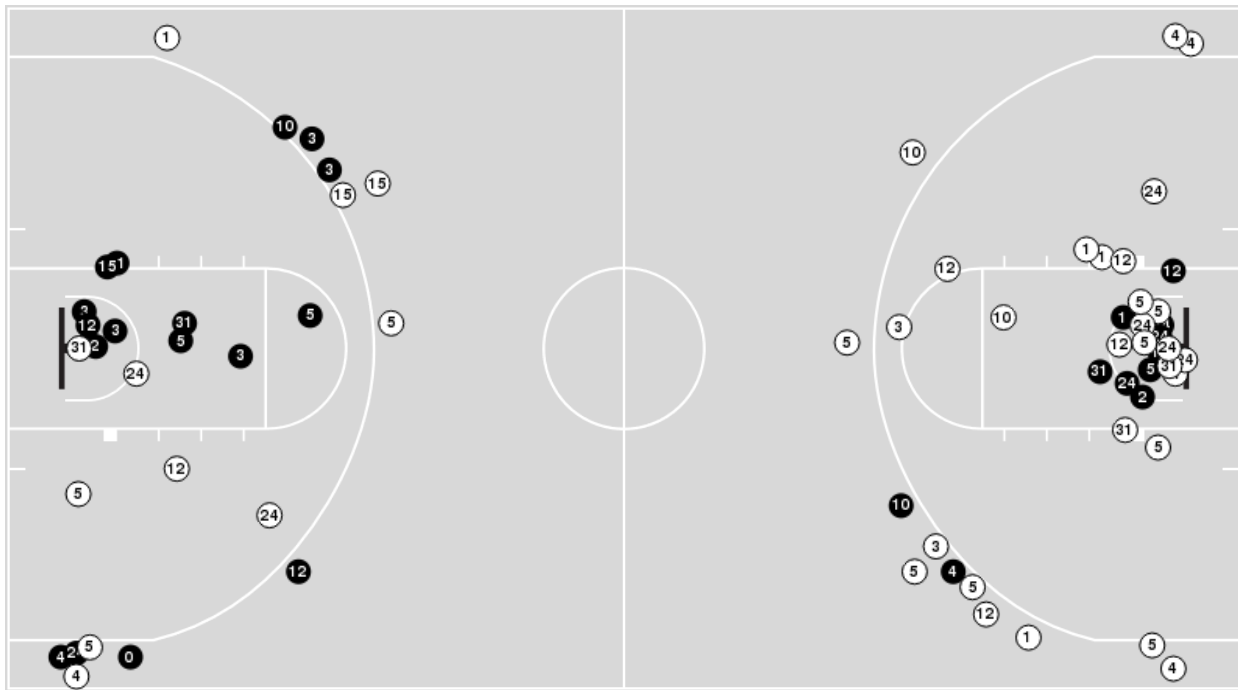


Officials: Kevin Mathis, Mick Fieldbinder, Christopher Merlo

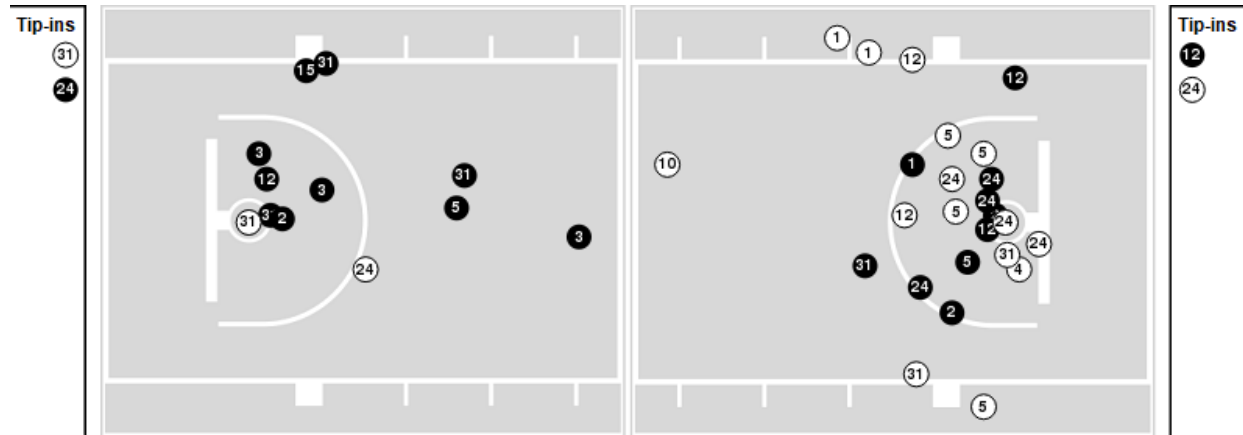
Players => 0, 1, 2, 3, 4, 5, 10, 11, 12, 13, 14, 15, 24, 31, 55FG Types=>AllResults=>All

Middle Tenn.

All Field Goals



Blow Up Chart



● Made ○ Missed N - Player Number

Middle Tenn.	M/A	%
Field Goals	32/72	44
2 Points	23/46	50
3 Points	9/26	35
Free Throws	11/17	65

Middle Tenn.	M/A	%
Points in the Paint	40 (20 / 32)	63
Fast Break Points	10 (6/7)	86
Second Chance Points	16 (10/21)	48
Effective FG%	51	



UTSA at Middle Tenn.

02/04/23 Murphy Center, Murfreesboro
2022-23 Men's Basketball

Game Time: 5:00 PM
Game Duration: 1:54
Attendance: 3,425

Officials: Kevin Mathis, Mick Fieldbinder, Christopher Merlo

UTSA

Lineup	Quarter On	Time On	Quarter Off	Time Off	Time on Court	Score	Score Diff	Reb	Stl	Tov	Ass	PPP
1- Medor J/ 5- Richards D/ 14- Diouf M/ 22- Tucker C/ 25- Addo-Ankrah I/	1	20:00	1	15:29	04:31	6-5	1	7	0	4	1	0.7500
0- Buggs III J/ 1- Medor J/ 4- Farmer J/ 5- Richards D/ 24- Germany J/	1	15:29	1	14:11	01:18	2-0	2	1	0	0	0	1.0638
0- Buggs III J/ 1- Medor J/ 4- Farmer J/ 22- Tucker C/ 24- Germany J/	1	14:11	1	12:51	01:20	4-2	2	1	0	1	0	1.0000
0- Buggs III J/ 4- Farmer J/ 5- Richards D/ 22- Tucker C/ 24- Germany J/	1	12:51	1	10:12	02:39	4-4	0	3	0	1	0	1.0000
1- Medor J/ 5- Richards D/ 14- Diouf M/ 22- Tucker C/ 25- Addo-Ankrah I/	1	10:12	1	09:12	01:00	0-4	-4	0	0	2	0	0.0000
0- Buggs III J/ 5- Richards D/ 14- Diouf M/ 22- Tucker C/ 25- Addo-Ankrah I/	1	09:12	1	07:26	01:46	5-4	1	1	1	0	1	1.2500
0- Buggs III J/ 1- Medor J/ 14- Diouf M/ 22- Tucker C/ 25- Addo-Ankrah I/	1	07:26	1	06:12	01:14	0-3	-3	2	0	0	0	0.0000
0- Buggs III J/ 1- Medor J/ 4- Farmer J/ 14- Diouf M/ 22- Tucker C/	1	06:12	1	03:02	03:10	2-4	-2	3	1	3	1	0.3401
0- Buggs III J/ 1- Medor J/ 4- Farmer J/ 10- Czumbel E/ 14- Diouf M/	1	03:02	1	02:19	00:43	2-2	0	0	0	0	0	2.2727
0- Buggs III J/ 1- Medor J/ 10- Czumbel E/ 14- Diouf M/ 25- Addo-Ankrah I/	1	02:19	1	02:15	00:04	0-0	0	0	0	1	0	0.0000
0- Buggs III J/ 1- Medor J/ 10- Czumbel E/ 24- Germany J/ 25- Addo-Ankrah I/	1	02:15	1	00:34	01:41	2-5	-3	2	0	0	0	0.6944
0- Buggs III J/ 1- Medor J/ 4- Farmer J/ 10- Czumbel E/ 25- Addo-Ankrah I/	1	00:34	1	00:34	00:00	2-0	2	0	0	0	0	2.2727
0- Buggs III J/ 4- Farmer J/ 10- Czumbel E/ 20- Sabally L/ 25- Addo-Ankrah I/	1	00:34	1	00:09	00:25	0-2	-2	0	0	0	0	0.0000
0- Buggs III J/ 1- Medor J/ 4- Farmer J/ 10- Czumbel E/ 25- Addo-Ankrah I/	1	00:09	2	20:00	00:09	0-0	0	1	0	0	0	0.0000
1- Medor J/ 5- Richards D/ 14- Diouf M/ 22- Tucker C/ 25- Addo-Ankrah I/	2	20:00	2	17:56	02:04	2-7	-5	2	0	1	0	0.6667
1- Medor J/ 5- Richards D/ 22- Tucker C/ 24- Germany J/ 25- Addo-Ankrah I/	2	17:56	2	16:30	01:26	0-2	-2	1	0	1	0	0.0000
0- Buggs III J/ 1- Medor J/ 5- Richards D/ 24- Germany J/ 25- Addo-Ankrah I/	2	16:30	2	13:54	02:36	1-5	-4	2	0	2	0	0.2252
0- Buggs III J/ 1- Medor J/ 4- Farmer J/ 5- Richards D/ 24- Germany J/	2	13:54	2	11:55	01:59	4-6	-2	3	1	1	1	1.3333
0- Buggs III J/ 1- Medor J/ 4- Farmer J/ 5- Richards D/ 11- Bofinger L/	2	11:55	2	09:00	02:55	6-4	2	0	0	1	1	1.0204
0- Buggs III J/ 1- Medor J/ 5- Richards D/ 11- Bofinger L/ 14- Diouf M/	2	09:00	2	08:38	00:22	0-0	0	0	0	0	0	0.0000
0- Buggs III J/ 5- Richards D/ 10- Czumbel E/ 11- Bofinger L/ 14- Diouf M/	2	08:38	2	08:01	00:37	3-3	0	0	0	0	0	3.0000
0- Buggs III J/ 10- Czumbel E/ 11- Bofinger L/ 14- Diouf M/ 22- Tucker C/	2	08:01	2	07:42	00:19	0-2	-2	0	0	0	0	0.0000
0- Buggs III J/ 10- Czumbel E/ 11- Bofinger L/ 14- Diouf M/ 20- Sabally L/	2	07:42	2	04:15	03:27	0-9	-9	2	0	2	0	0.0000
2- Aleu A/ 3- Johnson A/ 10- Czumbel E/ 20- Sabally L/ 24- Germany J/	2	04:15	2	02:26	01:49	6-3	3	2	0	0	0	1.7442
2- Aleu A/ 3- Johnson A/ 10- Czumbel E/ 11- Bofinger L/ 20- Sabally L/	2	02:26	2	00:00	02:26	9-8	1	1	1	0	0	1.6917



UTSA at Middle Tenn.

02/04/23 Murphy Center, Murfreesboro
2022-23 Men's Basketball

Game Time: 5:00 PM
Game Duration: 1:54
Attendance: 3,425

Officials: Kevin Mathis, Mick Fieldbinder, Christopher Merlo

Middle Tenn.

Lineup	Quarter On	Time On	Quarter Off	Time Off	Time on Court	Score	Score Diff	Reb	Stl	Tov	Ass	PPP
1- Millin T/2- Dishman D/3- Porter J/4- Bufford J/5- Lawrence E/	1	20:00	1	16:48	03:12	0-6	-6	0	0	1	0	0.0000
2- Dishman D/4- Bufford J/5- Lawrence E/12- Lenard T/24- Weston C/	1	16:48	1	14:11	02:37	5-2	3	5	0	1	2	1.2500
5- Lawrence E/10- King E/12- Lenard T/24- Weston C/31- Coleman-Jones J/	1	14:11	1	12:06	02:05	2-4	-2	1	1	0	0	0.6667
4- Bufford J/10- King E/12- Lenard T/24- Weston C/31- Coleman-Jones J/	1	12:06	1	09:26	02:40	6-4	2	4	2	1	0	1.2000
1- Millin T/10- King E/12- Lenard T/24- Weston C/31- Coleman-Jones J/	1	09:26	1	09:12	00:14	2-0	2	0	1	0	0	2.0000
1- Millin T/2- Dishman D/10- King E/12- Lenard T/24- Weston C/	1	09:12	1	07:50	01:22	3-3	0	3	0	1	1	0.8721
1- Millin T/2- Dishman D/3- Porter J/5- Lawrence E/12- Lenard T/	1	07:50	1	06:22	01:28	3-2	1	3	0	0	0	1.2931
1- Millin T/2- Dishman D/3- Porter J/12- Lenard T/24- Weston C/	1	06:22	1	05:47	00:35	1-0	1	1	0	0	0	0.5319
4- Bufford J/5- Lawrence E/12- Lenard T/24- Weston C/31- Coleman-Jones J/	1	05:47	1	05:34	00:13	0-0	0	2	0	0	0	0.0000
4- Bufford J/5- Lawrence E/10- King E/24- Weston C/31- Coleman-Jones J/	1	05:34	1	03:33	02:01	4-2	2	1	1	0	1	2.7778
5- Lawrence E/10- King E/12- Lenard T/24- Weston C/31- Coleman-Jones J/	1	03:33	1	03:02	00:31	0-0	0	1	0	1	0	0.0000
1- Millin T/2- Dishman D/5- Lawrence E/12- Lenard T/24- Weston C/	1	03:02	1	01:43	01:19	2-2	0	2	0	0	0	1.0000
2- Dishman D/5- Lawrence E/10- King E/12- Lenard T/24- Weston C/	1	01:43	1	00:34	01:09	5-2	3	3	0	0	0	1.4535
2- Dishman D/4- Bufford J/5- Lawrence E/10- King E/24- Weston C/	1	00:34	1	00:09	00:25	2-2	0	0	0	0	0	2.0000
2- Dishman D/4- Bufford J/10- King E/13- Smith T/24- Weston C/	1	00:09	2	20:00	00:09	0-0	0	0	0	0	0	0.0000
1- Millin T/2- Dishman D/3- Porter J/4- Bufford J/5- Lawrence E/	2	20:00	2	16:30	03:30	9-2	7	1	1	0	1	1.8443
4- Bufford J/5- Lawrence E/12- Lenard T/24- Weston C/31- Coleman-Jones J/	2	16:30	2	13:54	02:36	5-1	4	5	1	1	0	1.0246
5- Lawrence E/10- King E/12- Lenard T/24- Weston C/31- Coleman-Jones J/	2	13:54	2	11:55	01:59	6-4	2	0	1	1	1	2.0000
2- Dishman D/5- Lawrence E/10- King E/12- Lenard T/24- Weston C/	2	11:55	2	10:12	01:43	2-4	-2	3	0	2	0	0.5155
2- Dishman D/3- Porter J/4- Bufford J/10- King E/12- Lenard T/	2	10:12	2	08:38	01:34	2-2	0	2	0	1	0	1.0000
3- Porter J/4- Bufford J/10- King E/12- Lenard T/31- Coleman-Jones J/	2	08:38	2	08:01	00:37	3-3	0	0	0	0	1	3.0000
1- Millin T/3- Porter J/4- Bufford J/12- Lenard T/31- Coleman-Jones J/	2	08:01	2	04:15	03:46	11-0	11	4	1	0	0	1.4785
1- Millin T/3- Porter J/4- Bufford J/13- Smith T/15- Fussell C/	2	04:15	2	02:26	01:49	3-6	-3	1	0	0	1	1.0000
3- Porter J/4- Bufford J/11- Green T/13- Smith T/15- Fussell C/	2	02:26	2	01:45	00:41	3-0	3	2	0	1	0	1.5000
0- Lightys I/11- Green T/13- Smith T/15- Fussell C/55- Jubenville J/	2	01:45	2	00:00	01:45	5-9	-4	0	0	1	2	1.6667



UTSA at Middle Tenn.

02/04/23 Murphy Center, Murfreesboro
2022-23 Men's Basketball

Game Time: 5:00 PM
Game Duration: 1:54
Attendance: 3,425

Officials: Kevin Mathis, Mick Fieldbinder, Christopher Merlo

UTSA

Lineup	Time	Score	Score Diff	Pts/Min	Reb	Stl	Tov	Ass	PPP
1- Medor J/ 5- Richards D/ 14- Diouf M/ 22- Tucker C/ 25- Addo-Ankrah I/	07:35	8-16	-8	1.0549	9	0	7	1	0.6154
0- Buggs III J/ 10- Czumbel E/ 11- Bofinger L/ 14- Diouf M/ 20- Sabally L/	03:27	0-9	-9	0.0000	2	0	2	0	0.0000
0- Buggs III J/ 1- Medor J/ 4- Farmer J/ 5- Richards D/ 24- Germany J/	03:17	6-6	0	1.8274	4	1	1	1	1.2295
0- Buggs III J/ 1- Medor J/ 4- Farmer J/ 14- Diouf M/ 22- Tucker C/	03:10	2-4	-2	0.6316	3	1	3	1	0.3401
0- Buggs III J/ 1- Medor J/ 4- Farmer J/ 5- Richards D/ 11- Bofinger L/	02:55	6-4	2	2.0571	0	0	1	1	1.0204
0- Buggs III J/ 4- Farmer J/ 5- Richards D/ 22- Tucker C/ 24- Germany J/	02:39	4-4	0	1.5094	3	0	1	0	1.0000
0- Buggs III J/ 1- Medor J/ 5- Richards D/ 24- Germany J/ 25- Addo-Ankrah I/	02:36	1-5	-4	0.3846	2	0	2	0	0.2252
2- Aleu A/ 3- Johnson A/ 10- Czumbel E/ 11- Bofinger L/ 20- Sabally L/	02:26	9-8	1	3.6986	1	1	0	0	1.6917
2- Aleu A/ 3- Johnson A/ 10- Czumbel E/ 20- Sabally L/ 24- Germany J/	01:49	6-3	3	3.3028	2	0	0	0	1.7442
0- Buggs III J/ 5- Richards D/ 14- Diouf M/ 22- Tucker C/ 25- Addo-Ankrah I/	01:46	5-4	1	2.8302	1	1	0	1	1.2500
0- Buggs III J/ 1- Medor J/ 10- Czumbel E/ 24- Germany J/ 25- Addo-Ankrah I/	01:41	2-5	-3	1.1881	2	0	0	0	0.6944
1- Medor J/ 5- Richards D/ 22- Tucker C/ 24- Germany J/ 25- Addo-Ankrah I/	01:26	0-2	-2	0.0000	1	0	1	0	0.0000
0- Buggs III J/ 1- Medor J/ 4- Farmer J/ 22- Tucker C/ 24- Germany J/	01:20	4-2	2	3.0000	1	0	1	0	1.0000
0- Buggs III J/ 1- Medor J/ 14- Diouf M/ 22- Tucker C/ 25- Addo-Ankrah I/	01:14	0-3	-3	0.0000	2	0	0	0	0.0000
0- Buggs III J/ 1- Medor J/ 4- Farmer J/ 10- Czumbel E/ 14- Diouf M/	00:43	2-2	0	2.7907	0	0	0	0	2.2727
0- Buggs III J/ 5- Richards D/ 10- Czumbel E/ 11- Bofinger L/ 14- Diouf M/	00:37	3-3	0	4.8649	0	0	0	0	3.0000
0- Buggs III J/ 4- Farmer J/ 10- Czumbel E/ 20- Sabally L/ 25- Addo-Ankrah I/	00:25	0-2	-2	0.0000	0	0	0	0	0.0000
0- Buggs III J/ 1- Medor J/ 5- Richards D/ 11- Bofinger L/ 14- Diouf M/	00:22	0-0	0	0.0000	0	0	0	0	0.0000
0- Buggs III J/ 10- Czumbel E/ 11- Bofinger L/ 14- Diouf M/ 22- Tucker C/	00:19	0-2	-2	0.0000	0	0	0	0	0.0000
0- Buggs III J/ 1- Medor J/ 4- Farmer J/ 10- Czumbel E/ 25- Addo-Ankrah I/	00:09	2-0	2	13.3333	1	0	0	0	2.2727
0- Buggs III J/ 1- Medor J/ 10- Czumbel E/ 14- Diouf M/ 25- Addo-Ankrah I/	00:04	0-0	0	0.0000	0	0	1	0	0.0000



UTSA at Middle Tenn.

02/04/23 Murphy Center, Murfreesboro
2022-23 Men's Basketball

Game Time: 5:00 PM
Game Duration: 1:54
Attendance: 3,425

Officials: Kevin Mathis, Mick Fieldbinder, Christopher Merlo

Middle Tenn.

Lineup	Time	Score	Score Diff	Pts/Min	Reb	Stl	Tov	Ass	PPP
1- Millin T/ 2- Dishman D/ 3- Porter J/ 4- Bufford J/ 5- Lawrence E/	06:42	9-8	1	1.3433	1	1	1	1	0.8272
5- Lawrence E/ 10- King E/ 12- Lenard T/ 24- Weston C/ 31- Coleman-Jones J/	04:35	8-8	0	1.7455	2	2	2	1	1.0753
1- Millin T/ 3- Porter J/ 4- Bufford J/ 12- Lenard T/ 31- Coleman-Jones J/	03:46	11-0	11	2.9204	4	1	0	0	1.4785
2- Dishman D/ 5- Lawrence E/ 10- King E/ 12- Lenard T/ 24- Weston C/	02:52	7-6	1	2.4419	6	0	2	0	0.9563
4- Bufford J/ 5- Lawrence E/ 12- Lenard T/ 24- Weston C/ 31- Coleman-Jones J/	02:49	5-1	4	1.7751	7	1	1	0	0.9398
4- Bufford J/ 10- King E/ 12- Lenard T/ 24- Weston C/ 31- Coleman-Jones J/	02:40	6-4	2	2.2500	4	2	1	0	1.2000
2- Dishman D/ 4- Bufford J/ 5- Lawrence E/ 12- Lenard T/ 24- Weston C/	02:37	5-2	3	1.9108	5	0	1	2	1.2500
4- Bufford J/ 5- Lawrence E/ 10- King E/ 24- Weston C/ 31- Coleman-Jones J/	02:01	4-2	2	1.9835	1	1	0	1	2.7778
1- Millin T/ 3- Porter J/ 4- Bufford J/ 13- Smith T/ 15- Fussell C/	01:49	3-6	-3	1.6514	1	0	0	1	1.0000
0- Lightsy I/ 11- Green T/ 13- Smith T/ 15- Fussell C/ 55- Jubenville J/	01:45	5-9	-4	2.8571	0	0	1	2	1.6667
2- Dishman D/ 3- Porter J/ 4- Bufford J/ 10- King E/ 12- Lenard T/	01:34	2-2	0	1.2766	2	0	1	0	1.0000
1- Millin T/ 2- Dishman D/ 3- Porter J/ 5- Lawrence E/ 12- Lenard T/	01:28	3-2	1	2.0455	3	0	0	0	1.2931
1- Millin T/ 2- Dishman D/ 10- King E/ 12- Lenard T/ 24- Weston C/	01:22	3-3	0	2.1951	3	0	1	1	0.8721
1- Millin T/ 2- Dishman D/ 5- Lawrence E/ 12- Lenard T/ 24- Weston C/	01:19	2-2	0	1.5190	2	0	0	0	1.0000
3- Porter J/ 4- Bufford J/ 11- Green T/ 13- Smith T/ 15- Fussell C/	00:41	3-0	3	4.3902	2	0	1	0	1.5000
3- Porter J/ 4- Bufford J/ 10- King E/ 12- Lenard T/ 31- Coleman-Jones J/	00:37	3-3	0	4.8649	0	0	0	1	3.0000
1- Millin T/ 2- Dishman D/ 3- Porter J/ 12- Lenard T/ 24- Weston C/	00:35	1-0	1	1.7143	1	0	0	0	0.5319
2- Dishman D/ 4- Bufford J/ 5- Lawrence E/ 10- King E/ 24- Weston C/	00:25	2-2	0	4.8000	0	0	0	0	2.0000
1- Millin T/ 10- King E/ 12- Lenard T/ 24- Weston C/ 31- Coleman-Jones J/	00:14	2-0	2	8.5714	0	1	0	0	2.0000
2- Dishman D/ 4- Bufford J/ 10- King E/ 13- Smith T/ 24- Weston C/	00:09	0-0	0	0.0000	0	0	0	0	0.0000