



MEAN GREEN™

2023 UNT FOOTBALL GAME NOTES

NORTH TEXAS ATHLETICS COMMUNICATIONS: 1301 S. Bonnie Brae St. | Denton, TX 76207 | MEANGREENSPORTS.COM | @MEANGREENFB

GAME 8

UNT (3-5, 1-3 AAC) vs. UTSA (5-3, 4-0 AAC)



Nov. 4, 2023 • 2:00 pm CT • TV: ESPN+ • Radio: Mean Green Sports Network
Denton, Texas • DATCU Stadium (30,850)

MEDIA INFORMATION

TV: ESPN+

Talent: Richard Cross (pxp), Taylor McHargue (analyst), Morgan Uber (Sideline)

Radio: Mean Green Sports Network

Talent: Dave Barnett (pxp), Hank Dickenson (analyst) Nathan Tune (sideline)

Stations: 97.1 The Freak | The Varsity Network

Live Stats: MeanGreenStats.com

X: @MeanGreenFB | #GMG

UNT	3-5, 1-3 AAC
Ranking	NR — AP, NR — Coaches
Last Game	Oct. 27, 2023
	Loss vs. Memphis, 45-42
Head Coach	Eric Morris (Texas Tech, '08)
Career Record	27-23 (5th season)
UNT Record vs. UTSA	3-5 (1st season) 0-1

UTSA	5-3, 4-0 AAC
Ranking	NR — AP, NR — Coaches
Last Game	Oct. 27, 2023
	Win vs. ECU, 41-27
Head Coach	Jeff Traylor (SFA, '90)
Career Record	35-13 (4th season)
UTSA Record vs. UNT	35-13 (4th season) 3-1

UNT COACHING STAFF

On the Field

Eric Morris	Head Coach
Drew Svoboda	Assoc. HC/Special Teams Coord.
Chris Gilbert	Assistant HC/Tight Ends
Matt Caponi	Defensive Coordinator/Corners
Sean Brophy	Quarterbacks
Jon Cooper	Offensive Line
Demerick Gary	Defensive Line

In the Booth

Jordan Davis	Off. Coordinator/Wide Receivers
Patrick Cobbs	Running Backs
Clay Jennings	Safeties
Colby Kratch	Linebackers

UNT ATHLETICS COMMUNICATIONS

TAYLOR BRYAN Primary Contact

254-709-4411 (cell) • Taylor.Bryan@unt.edu

DOUG WATERS Secondary Contact


936-240-6780 (cell) • Doug.Waters@unt.edu

STORY LINES

- Under first-year head coach Eric Morris, UNT welcomes UTSA to DATCU Stadium for its second straight home game.
- UNT leads in The American in total offense averaging 485.2 yards per game, a total that is ninth in FBS. The Mean Green are also tops in the league in first downs at 196 which is No. 11 in the country.
- North Texas and UTSA face off for the first time since the 2022 C-USA Championship. The Mean Green have won four straight against the Roadrunners in Denton including a 45-23 win over then-No. 15 UTSA in 2021 the last time they met at DATCU Stadium.
- In just eight games this season, the Mean Green have recorded five games with 500 or more yards of offense, breaking the previous team record of four games accomplished four times in previous seasons.
- Sophomore WR **Ja'Mori Maclin** is the only player in FBS to catch a touchdown pass in every game his team has played this season. His 11 touchdowns is first in the country.
- Junior QB **Chandler Rogers** has thrown 264 consecutive passes without throwing an interception, the longest active streak in FBS and the longest streak for a UNT QB since Mason Fine went 300 straight in 2018.
- Rogers ranks first in The American in passing touchdowns (19), second in the league in passing efficiency, (155.5), fifth in completion percentage (65.1 percent), and third in yards (2,173).
- Junior RB **Ayo Adeyi** leads the AAC averaging 7.54 yards per carry. He also ranks third in the league in yards (611), fourth in yards per game (76.4) and 10th in rushing touchdowns (4). He needs just 76 yards to become the 13th player in program history to reach 2,000 career rushing yards.
- Veteran WR **Roderic Burns** became the 10th player in program history to reach 2,000 career receiving yards with five catches, 102 yards and three touchdowns last week against Memphis. He now ranks inside the top-10 in program history in both career receptions and career yards.
- UNT is committing an average of 3.6 penalties per game, the fewest in the conference and sixth-fewest in FBS.
- Junior LB **Jordan Brown** leads the Mean Green with 66 tackles on the year, good for second in the conference. Brown has had 10+ tackles in each of the last four games including a career-high 15 vs. Tulane.
- UNT has scored on 30-of-32 (93.8 percent) of trips in the red zone. That is tops in the AAC and 13th nationally.

2023 SCHEDULE

	Sept. 2 CALIFORNIA vs. UNT	ESPNU	L, 58-21
	Cal puts up over 600 yards of total offense and scores the final 31 points of the game to take down UNT		
	Sept. 9 UNT at FIU	ESPN+	L, 46-39
	UNT finishes with 548 yards of total offense but turns the ball over three times on the road to fall late		
	Sept. 16 UNT at LA TECH	ESPN+	W, 40-37
	Noah Rauschenberg hits a game-winning field goal with three seconds left to knock off LA Tech		
	Sept. 30 ABILENE CHRISTIAN vs. UNT	ESPN+	W, 45-31
	Mean Green have 100 yard rusher and 100 yard receiver for first time in program history in win over ACU		
	Oct. 7 UNT at NAVY	CBSSN	L, 27-24
	Late comeback effort falls short as Adeyi rushes for 100+ yards in third straight game		
	Oct. 14 TEMPLE vs. UNT	ESPNU	W, 45-14
	Rogers throws four touchdown passes and defense pitches shutout in the second half to lead UNT to victory		
	Oct. 21 UNT at No. 23/24 TULANE	ESPN2	L, 35-28
	UNT rallies from 21-point deficit before falling late on the road against a ranked opponent		
	Oct. 28 MEMPHIS vs. UNT	ESPN+	L, 45-42
	Mean Green outscore Memphis 32-14 in the second half but drop contest on TD with :12 left on the clock		
	Nov. 4 UTSA vs. UNT	ESPN+	2:00 PM CT
	Denton, Texas // DATCU Stadium (30,850) // UTSA leads 6-5		
	Nov. 10 UNT at SMU	ESPN2	8:00 PM CT
	University Park, Texas // Gerald J. Ford Stadium (32,000) // SMU leads 35-6-1		
	Nov. 18 UNT at TULSA	TBA	TBA
	Tulsa, Okla. // Skelly Field at H.A. Chapman Stadium (30,000) // Tulsa leads 17-7		
	Nov. 25 UAB vs. UNT	TBA	TBA
	Denton, Texas // DATCU Stadium (30,850) // UAB leads 6-1		



ERIC MORRIS
HEAD COACH, FIRST SEASON

THE MORRIS FILE

PERSONAL

Born: Oct. 26, 1985
Family: Wife: Maggie; Children: Jack and George

EDUCATION

Texas Tech, 2008 (Communication Studies)

COACHING EXPERIENCE

2010	Houston, Quality Control
2011	Houston, Graduate Assistant
2012	Washington State, Inside Wide Receivers
2013	Texas Tech, Co-OC/Inside Wide Receivers
2014	Texas Tech, OC/Wide Receivers
2015-17	Texas Tech, OC/Inside Wide Receivers
2018-21	Incarnate Word, Head Coach
2022	Washington State, OC/Quarterbacks
2023	UNT, Head Coach

THE MORRIS WORKSHEET

YEAR	SCHOOL	OVERALL RECORD	CONFERENCE RECORD, FINISH
2018	UIW	6-5	6-2, t-1st
2019	UIW	5-7	4-5, t-7th
2021(S)	UIW	3-3	3-3, t-3rd
2021	UIW	10-3	7-1, 1st
2023	UNT	3-5	1-3
TOTALS	5 seasons	27-22	21-14

MORE QUICK HITTERS

- North Texas has eight interceptions on the year, the second-most in the AAC, and are led by **Phil Hill** who is one of only 13 players in the league with multiple interceptions.
- UNT's four quarterbacks have made 41 collegiate starts led by 24 from ULM transfer **Chandler Rogers**.
- At 31 years old, offensive coordinator **Jordan Davis** is the fourth-youngest Division I OC in FBS this season, only behind Ben Arbuckle (Washington St.), Charlie Weis (Ole Miss) and Matt Johnson (Kent St.).
- Prior to the start of the season, the players elected QB **Stone Earle**, LS **JP Hadley**, OL **Febechi Nwaiwu**, DE **Mazin Richards** and S **Logan Wilson** as team captains for the entire 2023 season.
- The combination of starting offensive linemen **Kaci Moreka**, **Gabe Blair**, **Febechi Nwaiwu**, **Jett Duncan** and **Ethan Miner** have combined for 128 starts in their collegiate careers.
- As a whole, North Texas has qualified for a bowl game six times in the last seven seasons.
- On special teams, UNT leads the league in blocked kicks, kick return defense, net punting and punt return defense.
- UNT has two of the top three players in the AAC in scoring with K **Noah Rauschenberg** (2nd) and Maclin (3rd).
- Morris joined the Mean Green after a one-year stint as the offensive coordinator at Washington State and a successful four-year run as the head coach at Incarnate Word.

UTSA SERIES HISTORY

- Saturday's matchup will be the 12th all-time between the two programs. UTSA holds a slight 6-5 edge in the series, but the Mean Green are 4-1 all-time against the Roadrunners in Denton.
- The two teams have squared off twice last season, once in the regular season and once in the C-USA championship with the Roadrunners taking home the win in both games. Six of the last nine games in the series have been decided by eight points or less.
- The last time UNT and UTSA faced off in Denton the Mean Green picked up just its second win in program history over a ranked opponent with a 45-23 victory over the No. 15 Roadrunners to clinch a berth in a bowl game.

NEXT UP

- North Texas will travel just down the road to face off with SMU on Friday, Nov. 10 at 8:00 PM. It will be the 43rd all-time matchup between the two programs, the most of any team UNT has faced in history.
- SMU holds a 35-6-1 all-time advantage in the series, winning each of the last four contests dating back to the 2019 season.
- The Mustangs and Mean Green have faced off every year since 2014, but this will be the first contest between the two rivals as conference foes in history.

MISTER ROGERS

- Junior QB **Chandler Rogers** has had a beautiful season in the neighborhood thus far for UNT. He has 19 touchdown passes and just one interception on the year. **He is one of only two FBS QBs (Bo Nix, Oregon) to have at least 19 TD passes and one INT or less.**
- Rogers' has a 155.51 passing efficiency rating this season. If the season ended today, that would rank as the single-best efficiency rating in program history.
- With his win against LA Tech in week three, he became the first UNT QB to win his first start over and FBS opponent since Riley Dodge beat Ball State to open the 2009 season.
- As a starter this season, Rogers is 161 for 247 (65.1 percent) for 1,962 yards and 17 touchdowns with zero interceptions. In that six-game stretch, Rogers has passed for 300+ yards five times while also rushing for 124 yards and three touchdowns.
- **With no interceptions thrown on Saturday in 49 pass attempts, Rogers has now thrown 264 consecutive passes without an interception, the longest active streak in the nation. It's the longest such streak at UNT since Mason Fine had a 300-pass attempt streak without a interception in 2018.**

PLAYER	YEAR	RTG
-- Chandler Rogers	2023	155.51
1. Ken Washington	1977	154.28
2. Mitch Maher	1994	148.50
3. Scott Hall	2003	153.43
4. Mason Fine	2018	149.41
5. Austin Aune	2020	148.38

MEAN GREEN IN THE NFL

NAME	POS.	TEAM
Jaelon Darden*	WR	Cleveland Browns
Jalen Guyton^	WR	Los Angeles Chargers
Jeffery Wilson Jr.	RB	Miami Dolphins

*Practice squad
^Injured reserve

Coach	Team	Birthday	Age
1. Kenny Dillingham	Arizona State	April 28, 1990	32
2. GJ Kinne	Texas State	Dec. 1, 1988	34
3. Kane Wommack	South Alabama	April 18, 1987	35
4. Dan Lanning	Oregon	April 10, 1986	36
5. Ryan Walters	Purdue	Jan. 21, 1986	36
6. Marcus Freeman	Notre Dame	Jan. 10, 1986	36
7. Eric Morris	North Texas	Oct. 26, 1985	37
8. Michael Desormeaux	Louisiana	Sept. 29, 1985	37
9. Alex Golesh	South Florida	June 24, 1984	38
10. Maruice Linguist	Buffalo	April 1, 1984	38

Coach	Date of Birth	Date Hired	Age When Hired
1. Jack Sisco	12/02/1904	04/13/1929	24 years old
2. Theron Fouts	07/05/1893	1920	26 years old
3. Lloyd Russell	04/10/1913	04/04/1942	28 years old
4. John B. Reid	02/25/1896	10/02/1925	29 years old
5. J.W. St. Clair	01/20/1885	06/26/1915	30 years old
6. Eric Morris	10/26/1985	12/13/2022	37 years old

TOUCHDOWN MACHINE

- Sophomore WR **Ja'Mori Maclin** has been one of the most prolific receivers in college football this season, leading FBS with 11 touchdowns in just eight games. He is the only player in the country TD catch in every game his team has played in 2023.
- For his strong start to the season, Maclin was named to the Midseason Biletnikoff Award Watch List.
- Maclin finished last season second in DI with 24.7 yards per reception and currently ranks 31st in the country with 18.03 YPC this season.
- Maclin has a strong football family pedigree as his cousin, Jeremy, was an All-American WR at Missouri and spent eight seasons in the NFL.
- Maclin's 11 TDs is tied for the sixth-most in single season history while his 19.69 career yards per reception is the currently second-best in program history.
- As shown by the chart below, Maclin leads ranks inside the top six in the AAC in yards, TDs, yards per catch and yards per game this season.

	TOTAL	AAC RK	FBS RK
Yards	703	2nd	23rd
Rec.	33	6th	t-63rd
TD	11	1st	t-1st
YPC	18.03	3rd	31st
YPG	87.9	2nd	22nd

IN THE (RED) ZONE

- The Mean Green have scored on 30-of-32 (93.75 percent) of trips in the red zone. That total is tops in The American and ranks 13th nationally.
- Taking it a step further, UNT has scored a touchdown on 23 of its 30 red zone trips (71.88 percent), a mark that sits 22nd in FBS through seven games on the year.
- North Texas has been perfect in the red zone at home this season, going 13 for 13 in scoring chances and scoring nine touchdowns in those opportunities at DATCU Stadium.

BURNS BABY BURNS

- Junior WR **Roderic Burns** has led Mean Green in receiving in each of the last two seasons and now has 2,089 career receiving yards on 148 catches in his career.
- Burns ranks inside the top-10 in both career receptions and receiving yards at UNT. He became the 10th player to reach 2,000 career yards in the week seven matchup with Memphis.
- Burns has recorded at least one reception in 37 of the last 38 games he has appeared in.

UNT CAREER RECEPTION LEADERS					UNT CAREER RECEIVING YARDS LEADERS				
PLAYER	SEASONS	YDS	AVG	REC	PLAYER	SEASONS	REC	AVG	YDS
1. Jaelon Darden	2017-20	2,782	12.09	230	1. Jaelon Darden	2017-20	230	12.09	2,782
2. Casey Fitzgerald	2005-08	2,533	11.86	229	--				
3. Carlos Harris	2012-15	2,406	12.21	197	6. Carlos Harris	2012-15	197	12.21	2,406
4. Johnny Quinn	2003-06	2,718	14.53	187	7. David Brown	1991-94	182	13.19	2,402
5. David Brown	1991-94	2,402	13.19	182	8. Barry Moore	1968-69	140	15.59	2,183
6. Pete Harvey	1978-81	1,932	11.78	164	9. John Love	1965-66	144	14.75	2,124
7. Roderic Burns	2019-Pres.	2,089	14.11	148	10. Roderic Burns	2019-Pres.	148	14.11	2,089

OFFENSIVE BALANCE

- UNT comes in with one of the top offenses in the country, ranked ninth in the FBS in total offense, 19th in scoring, 39th in rushing and 12th in passing.
- North Texas is one of just 11 FBS programs to rank inside the top 40 in all four categories and joins Texas State and Appalachian State as one of only three non-power 5 programs to reach that feat.
- The Mean Green have been able to score quickly while also being methodical throughout the year with 15 scoring drives of 10+ plays while also producing 15 scoring drives of five plays or less.

OPPORTUNISTIC DEFENSE

- North Texas has eight interceptions on the year, the second-most in the AAC, and are led by S **Phil Hill** who is one of only 13 players in the league with multiple interceptions.
- In total, UNT has forced 12 turnovers and rank fourth in The AAC with a +0.13 turnover margin.
- In the secondary, the Mean Green also rank fifth in The American giving up 218.3 yards per game through the air on the year.
- Junior LB **Jordan Brown** leads the Mean Green with 66 tackles on the year, good for second in the conference. Brown has had 10+ tackles in each of the last four games including a career-high 15 vs. Tulane.
- DL **Rod Brown** and **Mazin Richards** will look to build on the success they had against the Roadrunners last season. In two games in 2022, the duo combined for 28 tackles, 5.0 TFL and 1.5 sacks.

2023 HONORS

RB AYO ADEYI

- Earl Campbell Tyler Rose Award Watch List
- 2nd Team All-Texas (DCTF)
- Preseason 2nd Team All-AAC (CFN)
- Preseason 3rd Team All-AAC (PFF)
- AAC Weekly Honor Roll (9/18/23)
- Tyler Rose Award POTW Honorable Mention (9/19)

OL GABE BLAIR

- Preseason 1st Team All-AAC (Phil Steele, PFF, CFN)
- Preseason 2nd Team All-AAC (Athlon)

DL RODERICK BROWN

- Preseason 1st Team All-AAC (PFF)
- Preseason 3rd Team All-AAC (Athlon, Phil Steele)
- Honorable Mention Preseason All-AAC (CFN)

WR RODERIC BURNS

- Preseason 2nd Team All-AAC (PFF, CFN)
- Preseason 4th Team All-AAC (Athlon)

COACH DEMERICK GARY

- DCTF 40 Under 40

LS JP HADLEY

- Preseason 4th Team All-AAC (Phil Steele)

KR/WR KAYLON HORTON

- AAC Special Teams Demon (Lindy's)
- Preseason 1st Team All-AAC (Phil Steele)
- Preseason 2nd Team All-AAC (Athlon, PFF, CFN)

WR JA'MORI MACLIN

- Preseason 2nd Team All-AAC (Phil Steele)
- AAC Weekly Honor Roll (9/4)
- HM Earl Campbell Tyler Rose Player of the Week (10/14)
- Midseason Biletnikoff Award Watch List

OL KACI MOREKA

- Preseason 3rd Team All-AAC (PFF)
- Preseason 4th Team All-AAC (Athlon)

OL FEBECHI NWAIWU

- Preseason 1st Team All-AAC (CF News)
- Preseason 2nd Team All-AAC (Athlon, Phil Steele, Lindy's)
- Preseason 3rd Team All-AAC (PFF)
- Honorable Mention Preseason All-AAC (CFN)
- PFF National Team of the Week (10/14)

RB IKAIKA RAGSDALE

- Preseason 2nd Team All-AAC (Athlon, Phil Steele)
- Preseason 3rd Team All-AAC (PFF)
- Honorable Mention Preseason All-AAC (CFN)

K NOAH RAUSCHENBERG

- Preseason 3rd Team All-AAC (CFN)
- AAC Special Teams Player of the Week (9/18)
- Lou Groza Award Star of the Week (9/19)

2023 HONORS

DL MAZIN RICHARDS

Shrine Bowl 1000
 2nd Team All-Texas (DCTF)
 Preseason 1st Team All-AAC (CF News)
 Preseason 2nd Team All-AAC (Lindy's, PFF, CFN)
 Preseason 3rd Team All-AAC (Athlon, Phil Steele)

QB CHANDLER ROGERS

AAC Weekly Honor Roll (10/2, 10/14, 10/28)
 Davey O'Brien Award "Great 8" (10/16)
 HM Earl Campbell Tyler Rose Player of the Week (10/14)
 Davey O'Brien Award Midseason Watch List

WR JORDAN SMART

Honorable Mention Preseason All-AAC (CFN)

CB RIDGE TEXADA

Bronco Nagurski Trophy Watch List
 Shrine Bowl 1000
 1st Team All-Texas (DCTF)
 AAC Best Cover Corner (Lindy's)
 Preseason 1st Team All-AAC (Phil Steele, Lindy's, CFN)
 Preseason 2nd Team All-AAC (Athlon)
 Preseason 3rd Team All-AAC (PFF)

DB LOGAN WILSON

Preseason Third Team All-AAC (CFN)
 Preseason 4th Team All-AAC (Phil Steele)

LB KEVIN WOOD

Wuerrffel Trophy Watch List
 Preseason 2nd Team All-AAC (Phil Steele)

FIRST-YEAR HEAD COACH

RECORDS, UNT HISTORY

Year	HEAD COACH	RECORD	WIN %
1913	J.W. Pender	0-1	.000
1915	J.W. St. Clair	4-1	.800
1920	Theron Fouts	7-1-0	.875
1925	John Reid	6-4-0	.600
1929	Jack Sisco	4-3-2	.556
1942	Lloyd Russell	3-5-0	.375
1946	Odus Mitchell	7-3-1	.682
1967	Rod Rust	7-1-1	.833
1973	Hayden Fry	5-5-1	.500
1979	Jerry Moore	5-6-0	.455
1981	Bob Tyler	2-9-0	.182
1982	Corky Nelson	2-9-0	.182
1991	Dennis Parker	3-7-1	.381
1994	Matt Simon	7-4-1	.625
1998	Darrell Dickey	3-8-0	.272
2007	Todd Dodge	2-10	.167
2016	Seth Littrell	5-8	.384
2023	Eric Morris	3-4	.428

ADEYI AND ADAWAY - THE "A" TEAM

- RBs **Ayo Adeyi** and **Oscar Adaway III** have been a strong 1-2 punch for the UNT running game this season. The duo has combined for 981 yards on 147 carries with seven rushing touchdowns on the year.
- UNT is fourth in the AAC in rushing at 179.4 yards per game and first averaging 5.1 yards per carry this season.
- After rushing for 7.21 yards per carry last season, the second-highest YPC in program history (Ray Renfro, 1971), Adeyi leads the AAC with 7.54 YPC and ranks eighth in FBS this season.
- Currently, Adeyi's career YPC of 6.91 is the best in program history. He has two of the top-10 YPC single season totals in program history and has only been tackled for a loss 11 times in 277 career rush attempts. He needs just 76 yards to become the 13th player in program history to reach 2,000 career rushing yards.
- Adaway, meanwhile, sits 14th in the AAC with 347 rushing yards and 12th with 5.26 YPC this season.
- UTSA and UNT come into the matchup as the only two schools in the league with a pair of running backs inside the top-15 in the conference in rushing yards.

EXPERIENCED OFFENSIVE LINE

- UNT has a wealth of experience on the offensive line with seven players who have started at least 15 games in their college careers.
- Junior **Gabe Blair** leads the way for the Mean Green with 33 consecutive starts in his career while seniors **Daizion Carroll** (24) and **Kaci Moreka** (26) have combined to start over 40 contests and junior **Jett Duncan**, a 2022 Second Team All-CUSA selection, has 22 starts.
- The Mean Green also has 2022 Freshman All-American **Febechi Nwaiwu** who was a standout star and has now started 19 games in his career.
- In addition to the returning talent, UNT also added Arkansas State transfer **Ethan Miner** (32) and Georgia Tech transfer **Paula Vaipulu** (18), who also have nearly 50 combined starts.

TEXADA ISLAND

- Junior DB **Ridge Texada** has established himself as one of the top defensive backs in the country as he finished last season tied for fifth in FBS with 18 passes defended (INTs + PBUs) on the year.
- Texada, who recorded another PBU vs. Memphis, has a total of 25 passes defended, tied for the sixth-most in program history less than three seasons into his career.
- Texada now has four PBUs this season, tied for the seventh-most in the AAC.
- Last season, Texada became first UNT player to record at least three interceptions since 2018 when Nate Brooks (6), Kemon Hall (5) and Khairi Muhammad (4) all had at least three.

PLAYER	SEASONS	PDF
1. Jonas Buckles	2001-04	30
2. Nate Brooks	2015-18	29
Royce Hill	2008-11	29
4. Kemon Hall	2017-18	28
5. Zac Whitfield	2011-15	27
6. DeShawn Gaddie	2019-22	25
Ridge Texada	2021-Pres.	25

HORTON HEARS A WHO

- Senior WR **Kaylon Horton** is one of the most versatile options in FBS, one of 25 FCS or FBS players to have at least 3+ career kickoff or punt return TDs combined over the last three seasons.
- A First Team All-CUSA selection in 2022, Horton has eight total touchdowns in his career with two kick return TDs, two rushing, one punt return and three receiving TDs.
- Last season, Horton was one of eight active FBS players with 3+ KR/PR touchdowns. He ranked 15th in the FBS in combined kick return yards and was the only player in C-USA with a kick return touchdown in 2022.
- In less than two seasons, Horton already ranks fourth in program history since 2001 with 1,150 kick return yards. He currently sits seventh in FBS with 451 kickoff returns yards this season.

CAREER KICKOFF RETURN YARDS (SINCE 2001)

	PLAYER	SEASONS	RET	AVG	YDS
1.	Brelan Chancellor	2010-13	125	24.24	3,031
2.	Ja'Mel Branch	2001-05	57	20.85	1,189
3.	DeAndre Torrey	2018-21	51	22.72	1,159
4.	Kaylon Horton	2022-Pres.	49	23.47	1,150

TAZ-MAZE-IAN DEVIL

- Senior DE **Mazin Richards** is the leader on the defensive side of the ball for the Mean Green with 19 tackles, two sacks, 6.0 TFLs and seven QB hurries over the last six contests.
- A First Team All-CUSA honoree in 2022, Richards has 30.5 sacks in his career, the most among active FBS players.
- In addition to his sack numbers, Richards also ranks 12th among all active NCAA players with 46.5 tackles for loss in his career, 19.5 of which have come at UNT.
- Richards has had success in his career against UTSA with 14.0 tackles, 4.5 TFLs and 1.5 sacks combined in two previous contests against the Roadrunners.

“SPECIAL” TEAMS

- Thus far this season, UNT has had one of the strongest special teams units in FBS, highlighted by the second-ranked kickoff return defense in the country and the ninth-ranked punt return defense.
- The Mean Green lead The American in blocked kicks, kick return defense, net punting and punt return defense.
- Led by Senior K **Noah Rauschenberg**, North Texas is giving up an average of just 9.8 yards per kickoff return, mostly due to the fact that Rauschenberg has a 88.9 touchback percentage this season, good for third in FBS.
- In addition, the combination of P **Sawyer Evans** and P **Adam Jacklin** have allowed just two total punt return yards on two attempts through seven games this season. The duo is averaging 41.38 net yards per punt, good for 22nd in FBS.
- As a returner, **Kaylon Horton** currently sits seventh in FBS and leads The American with 451 kickoff returns yards this season.

DISCIPLINE, DISCIPLINE, DISCIPLINE

- As a team, UNT is one of the least penalized teams in FBS thus far this season, committing an average of 3.6 penalties per game, the fewest in the conference and sixth-fewest in FBS.
- The costly penalties are few and far between as well for the Mean Green as they rank 22nd in the country with just 40.6 penalty yards per game.
- Earlier this season on the road against Navy, North Texas was not penalized in the entire contest for the first time since at least 2000.
- Currently, UNT is on pace to break the program record for fewest penalties in a season set back in 2012 when the Mean Green committed just 52 over the course of a 12-game season.

RUSHING TOWARDS THE RECORD BOOKS

- UNT has three players in its running back room among the 30 total players in program history to rush for over 1,000 career yards, in a room coached by the second all-time leading rusher **Patrick Cobbs**.
- **Ayo Adeyi** leads the way with 1,914 yards in his career while **Oscar Adaway III** has 1,544 and **Ikaika Ragsdale** adds 1,323 In addition, **Isaiah Johnson** is on his way to being a 1,000 yard rusher with 902 yards in his career. The quartet has 18 career 100-yd games - Ragsdale (6), Adeyi (6), Adaway III (5) and Johnson (1).
- The four-headed monster have combined to help UNT finish with two of the top four total rushing seasons in program history in the last two seasons (2021-2nd, 2022-3rd)
- Through eight games, Adeyi currently sits in 16th place all-time, Adaway sits in 25th and Ragsdale ranks 27th.

UNT CAREER RUSHING YARDS LEADERS

	PLAYER	SEASONS	ATT	AVG	YDS
1.	Lance Dunbar	2008-11	782	5.40	4,224
2.	Patrick Cobbs (RB Coach)	2001-05	825	4.96	4,100
..					
10.	Brandin Byrd	2010-13	461	4.77	2,202
11.	Ken Bahnsen	1950-52			2,095
12.	Terrance Brown	1992-93	468	4.43	2,077
13.	Hut Allred	1994-98	466	4.21	1,964
14.	Ayo Adeyi	2021-Pres.	277	6.91	1,914
..					
14.	Abner Haynes	1957-59	345	5.40	1,864
15.	Antoinne Jimmerson	2011-15	405	4.57	1,851
16.	Tommy Gray	1950-52	341	5.18	1,767
17.	Oscar Adaway III	2019-Pres.	287	5.72	1,643
..					
25.	Dwain Bean	1962-63	292	4.88	1,427
26.	Ralph Reynolds	1952-53	N/A	N/A	1,331
27.	Ikaika Ragsdale	2020-Pres.	251	5.27	1,323
..	Isaiah Johnson	2020-Pres.	190	4.71	902

COACH ERIC MORRIS

- **Eric Morris** is the youngest head coach UNT has hired since Lloyd Russell in 1942 after Jack Sisco was called up for service in World War II. He is also the seventh-youngest active head coach in Division I.
- A record-setting offensive play-caller with extensive experience in the state of Texas, Morris came to Denton following one season as offensive coordinator and quarterbacks coach at Washington State. He previously served as head coach at Incarnate Word in San Antonio for four seasons from 2018-21.
- In his first season at Wazzu, Morris engineered an offense that ranked first in the Pac 12 and 10th nationally in red zone efficiency, scoring 91.5 percent of its trips inside the 20. The Cougars' 52 points at Stanford were the most scored in a conference game since 2019, and the most in a road conference game since 2018.
- At UIW, Morris was twice named the Southland Conference Coach of the Year (2018, 2021). He led the Cardinals to two conference titles, twice reached the FCS playoffs, and left UIW as the program record holder for wins with 24.

RECORD BREAKDOWN

Current Streak	L2
Current Home Streak	L1
Current Away Streak	L2
Last Win	45-14, vs. Temple (10/14/23)
Last Home Win	45-14, vs. Temple (10/14/23)
Last Away Win	40-37, vs. LA Tech (9/16/23)
Last Loss	45-42, vs. Memphis (10/28/23)
Last Home Loss	45-42, vs. Memphis (10/28/23)
Last Away Loss	35-28, at Tulane (10/21/23)

MORRIS BY THE NUMBERS

	2023	Under Morris
Home	2-2	2-2
Road	1-3	1-3
Neutral	0-0	0-0
Day Games	1-4	1-4
Night Games	2-1	2-1
vs. AP Ranked Opponents	0-1	0-1
August	0-0	0-0
September	2-2	2-2
October	1-3	1-3
November	0-0	0-0
December	0-0	0-0
January	0-0	0-0
Score < 20 Points	0-0	0-0
Score 20+ Points	3-5	3-5
Score 30+ Points	3-2	3-2
Score 40+ Points	3-1	3-1
Opponent Scores < 20 Points	1-0	1-0
Opponent Scores 20+ Points	2-5	2-5
Opponent Scores 30+ Points	2-4	2-4
Opponent Scores 40+ Points	0-3	0-3
Leading at the Half	3-1	3-1
Trailing at the Half	0-4	0-4
Tied at the Half	0-0	0-0
Leading After 3 Quarters	3-0	3-0
Trailing After 3 Quarters	0-5	0-5
Tied After 3 Quarters	0-0	0-0
Scoring First	2-2	2-2
Opponent Scores First	1-3	1-3
Running More Plays Than Opponent	2-4	2-4
Opponent Runs More Plays	1-1	1-1
Same Number of Plays	0-0	0-0
Committing More Turnovers	0-3	0-3
Winning Turnover Margin	2-1	2-1
Turnovers Are Even	1-1	1-1
Committing At Least Two Turnovers	0-3	0-3
Winning Time of Possession	2-1	2-1
Opponent Wins Time of Possession	1-4	1-4
Running 70 or More Offensive Plays	3-3	3-3
Running Less Than 70 Offensive Plays	0-2	0-2
Rushing For 150 Yards or More	3-3	3-3
Rushing For Less Than 150 Yards	0-2	0-2
Rushing For 200 Yards or More	3-2	3-2
Passing For 200 Yards or More	3-4	3-4
Passing For Less Than 200 Yards	0-1	0-1
Passing % Is Over 55%	3-5	3-5
Passing % Is Less Than 55%	0-0	0-0
Third Down Conversions is Over 40%	2-1	2-1
Third Down Conversion is Less Than 40%	1-4	1-4
Third Down Conversion is 40%	0-0	0-0
Gaining More Total Yards Than Opponent	3-2	3-2
Opponent Gains More Total Yards	0-3	0-3

MOST PLAYED OPPONENTS (AS OF 10/31/23)

1. SMU	42
2. Texas State	39
3. New Mexico St.	33
4. Sam Houston	31
UTEP	31
6. SFA	29
ULM	29
8. Trinity	27
9. Texas A&M-Commerce	26
ACU	26
11. Tulsa	24
12. West Texas A&M	23
13. Arkansas State	22
LA Tech	22
Memphis	22

RANKING COMPARISON

Category	UNT		UTSA	
	Value	RK	Value	RK
Total Offense	485.2	9	409.4	53
Rush Offense	179.4	38	151.4	72
Pass Offense	305.9	12	258.0	46
Team Pass Eff.	151.1	36	143.2	48
Scoring Offense	35.5	19	30.5	52
Total Defense	475.8	130	368.9	63
Rush Defense	259.9	130	131.4	50
Pass Yds Allowed	218.9	55	239.1	91
Team Pass Eff. Defense	141.1	90	123.4	38
Scoring Defense	36.6	125	25.4	62
Turnover Margin	0.12	54	-0.5	102
3rd Down Conv Pct.	418	57	479	16
4th Down Conv Pct.	522	61	643	29
3rd Down Conv Pct D	451	112	404	84
4th Down Conv Pct D	571	95	619	107
Red Zone Offense	938	13	839	71
Red Zone Defense	867	86	852	79
Net Punting	41.4	22	37.6	89
Punt Return Avg	3.1	105	7.7	76
Kickoff Return Avg	18.3	89	18.1	93
First Downs Offense	196	11	176	52
First Downs Defense	185	115	160	73
Fewest Penalties/Game	4.0	6	5.9	59
Fewest Pen. Yds/Game	40.6	22	57.9	64
Time of Possession	28:26	99	29:15	84

GETTING IT DONE IN THE CLASSROOM

- In its first spring semester under head coach Eric Morris, UNT posted an impressive team grade-point average of 2.974, setting a program record for a semester GPA.
- UNT's roster features a total of 23 players who have already received their undergraduate degrees who will suit up this fall, tied for the eighth-most among FBS programs.
- In the 2022-23 academic year, UNT placed 53 players on the C-USA Commissioner's Honor Roll, including 31 players returning to the roster this season.
- A standout a member of the Dean's List and the SAAC (Student-Athlete Advisory Committee), junior safety **Nick Nakwaasah** was one of 11 student-athletes and the only football player to be a recipient of the Jim Castañeda Postgraduate Scholarship from Conference USA in the summer of 2023.
- Another standout on both the field and in the classroom, senior LB **Kevin Wood** was named one of two UNT representatives on the American SAAC board.

PORTAL HUNTING

- Morris and his staff hit the transfer portal hard, bringing in 11 transfers from FBS schools this season.
- OL **Ethan Miner** joins the Mean Green and immediately becomes one of the most experienced players on the roster with 24 career starts in his time at Arkansas State.
- QB **Chandler Rogers** joined UNT after a strong two-year career at ULM. In 24 career games, Rogers passed for 3,704 yards and 24 touchdowns while completing 66.1 percent of his passes at ULM.
- UNT also welcomed Big 12 WR transfers **Blair Conwright** (TCU) and **Trey Cleveland** (Texas Tech). The duo brings over 1,000 yards of combined receiving production in their careers with their respective programs.
- Thus far this season, Cleveland has been a first down and touchdown machine as 13 of his 15 catches have gone for either a first down or a touchdown.

MEAN GREEN AROUND THE WORLD

- UNT has a number of players who have arrived on campus with family backgrounds from across the world, including places such as Nigeria, Kenya, Tanzania and Australia.
- North Texas also has a strong Polynesian population with four players with family descent from the Polynesian islands.
- Members of the Mean Green will proudly wear a helmet decal of the country or territory's flag that represents their nationality or cultural heritage.

COUNTRIES REPRESENTED	
Nigeria (4) - Ayo Adeyi, Leke Asenuga, Nick Nakwaasah, Febechi Nwaiwu	
Kenya (2) - Desmond Magiya, Kaci Moreka	
Tonga (2) - Xzavior Kautai, Paula Vaipulu	
American Samoa (2) - Fatafehi Vailea, Sifa Leota	
Australia (1) - Adam Jacklin	
Canada (1) - Jaylen Smith	
Tanzania (1) - Samora Ezekiel	

SIX BOWL GAMES IN SEVEN YEARS

- After appearing in the 2022 Frisco Bowl, North Texas has appeared in a bowl game in six of the last seven years.
- The 2022 bowl game was the 14th bowl appearance in the program's 106-year history.
- The current streak is the only time in program history when they've reached six bowl games over a seven-year period. UNT went to four straight bowl games from 2001-04 to end a drought that started in 1960.
- The Mean Green are 3-11 all-time in bowl games with the last coming in the 2014 Heart of Dallas Bowl. UNT scored 22 points in the fourth quarter to rally to a 36-14 win over UNLV in that contest.

PATRICK COBBS - UNT HALL OF FAMER

- North Texas assistant head coach and running backs coach Patrick Cobbs is in his fifth season on the coaching staff. Cobbs is a 2005 UNT graduate who graduated as the program's all-time leading rusher with 4,050 yards to go along with 36 rushing touchdowns.
- He led the nation in rushing yards in 2003 with 1,680 yards (152.7 per game). Cobbs went undrafted, but played five seasons in the NFL most notably with the Miami Dolphins from 2006-10. Cobbs was inducted into the UNT Athletic Hall of Fame in 2010.
- Since arriving prior to the 2019 season, Cobbs' running back room has produced seven of the top-18 team rushing totals in program history, including a school-record 475-yard performance against LA Tech in 2022.

UNT UNIFORM TRACKER

In partnership with Nike, the UNT football program will unveil a large number of uniform combinations throughout the 2023 season.

Date	Opponent	Helmet	Jersey	Pants	Date	Opponent	Helmet	Jersey	Pants
9/2	Cal	White	Green	White	10/21	Tulane	Black	White	White
9/9	FIU	Black	Black	White	10/28	Memphis	Strut	Green	White
9/16	LA Tech	White	Green	Green	11/4	UTSA			
9/30	ACU	Green	Green	White	11/10	SMU			
10/7	Navy	Black	Green	White	11/18	Tulsa			
10/14	Temple	Black	Black	Black	11/25	UAB			

THE LAST TIME NORTH TEXAS...

SCORING

Scored 30 or more points	42 vs. Memphis (10/28/23)
Scored 40 or more points	42 vs. Memphis (10/28/23)
Scored 50 or more points	52 vs. FIU (11/5/22)
Scored 60 or more points	77 vs. Nicholls State (9/20/14)
Scored 70 or more points	77 vs. Nicholls State (9/20/14)
Scored 40 or more points in consecutive games.....	40 at LA Tech; 45 vs. Abilene Christian (9/16-9/30/23)
Scored 40 or more points in 3 consecutive games.....	46 vs. SMU; 58 vs. IWU; 44 at Arkansas; 47 at Liberty (9/1-9/22/18)
Scored 40 or more points in 4 consecutive games.....	46 vs. SMU; 58 vs. IWU; 44 at Arkansas; 47 at Liberty (9/1-9/22/18)

TOTAL OFFENSE

Had more than 400 total yards	591 vs. Memphis (10/28/23)
Had more than 450 total yard	591 vs. Memphis (10/28/23)
Had more than 500 total yards	591 vs. Memphis (10/28/23)
Had more than 600 total yards	623 vs. FIU (11/5/22)
Had more than 700 total yards	768 at Middle Tennessee (10/17/20)

RUSHING OFFENSE

Rushed for 150 or more yards	180 vs. Memphis (10/28/23)
Rushed for 200 or more yards	220 vs. Temple (10/14/23)
Rushed for 250 or more yards	475 vs. LA Tech (10/15/22)
Rushed for 300 or more yards	475 vs. LA Tech (10/15/22)
Rushed for 400 or more yards	475 vs. LA Tech (10/15/22)
Rushed for 450 or more yards	475 vs. LA Tech (10/15/22)

PASSING OFFENSE

Passed for 250 or more yards	411 vs. Memphis (10/28/23)
Passed for 300 or more yards	411 vs. Memphis (10/28/23)
Passed for 350 or more yards	411 vs. Memphis (10/28/23)
Passed for 400 or more yards	411 vs. Memphis (10/28/23)
Passed for 500 or more yards	601 at SMU (9/8/07)
Passed for 600 or more yards	601 at SMU (9/8/07)

THE LAST TIME NORTH TEXAS...

SCORING DEFENSE

Allowed 0 points	0 vs. Troy (10/30/03)
Allowed 3 or fewer points	3 vs. UTSA (9/21/19)
Allowed 7 or fewer points	7 at FIU (11/20/21)
Allowed 10 or fewer points	3 vs. UTSA (9/21/19)
Allowed 20 or fewer points	14 vs. Temple (10/14/23)

TOTAL DEFENSE

Allowed fewer than 75 total yards.....	49 vs. Lamar (11/5/83)
Allowed fewer than 100 total yards.....	95 vs. Abilene Christian (9/5/92)
Allowed fewer than 150 total yards.....	147 vs. FIU (11/22/14)
Allowed fewer than 200 total yards.....	147 vs. FIU (11/22/14)
Allowed fewer than 250 total yards.....	245 at FIU (11/20/21)
Allowed fewer than 300 total yards.....	258 vs. FIU (11/5/22)

RUSHING DEFENSE

Allowed 0 or fewer rushing yards	-6 vs. Abilene Christian (9/5/92)
Allowed 20 or fewer rushing yards	4 vs. SMU (9/1/18)
Allowed 40 or fewer rushing yards	4 vs. SMU (9/1/18)
Allowed 60 or fewer rushing yards	58 at FIU (11/20/21)
Allowed 80 or fewer rushing yards	80 vs. LA Tech (10/15/22)
Allowed 100 or fewer rushing yards	80 vs. LA Tech (10/15/22)

PASSING DEFENSE

Allowed 10 or fewer passing yards.....	7 vs. Abilene Christian (9/1/94)
Allowed 30 or fewer passing yards.....	27 vs. Army (11/18/17)
Allowed 50 or fewer passing yards.....	27 vs. Army (11/18/17)
Allowed 100 or fewer passing yards.....	75 at Navy (10/7/23)
Allowed 150 or fewer passing yards.....	105 vs. Temple (10/14/23)
Allowed 200 or fewer passing yards.....	194 at Tulane (10/21/23)

MISCELLANEOUS TEAM

Converted 30+ First Downs.....	32 at LA Tech (9/16/23)
Allowed 10 or Fewer First Downs.....	9 vs. SMU (9/1/18)
UNT wins when holding opponents to 10 points or less.....	42 consecutive, last loss at Marshall 7-0 (11/25/88)
Recovered an onside kick	at Tulane (10/21/23)
Last shutout win.....	21-0 vs. Troy (10/30/03)

NORTH TEXAS IN OT (3-2)

Oct. 30, 2021.....	UNT 30, Rice 24 (OT)
Dec. 27, 2016.....	Army 38, North Texas 31 (OT)
Sept. 24, 2016.....	North Texas 42, Rice 35 (2OT)
Sept. 12, 2009.....	Ohio 31, North Texas 30 (2OT)
Oct. 7, 2006.....	North Texas 25, FIU 22 (7OT)

UNT QUICK FACTS

LOCATION	Denton, Texas
FOUNDED	1890
PRESIDENT	Dr. Neal Smatresk
ENROLLMENT	40,796
ATHLETIC DIRECTOR	Jared Mosley
NICKNAME	Mean Green
COLORS	Green and White
HOME FIELD	DATCU Stadium
CAPACITY	30,850
SURFACE	Field Turf Cool Play
FIRST YEAR OF FOOTBALL	1913
YEARS OF FOOTBALL	107
CONFERENCE	American Athletic Conference
HEAD COACH	Eric Morris
OVERALL RECORD	27-23 (5th Season)
RECORD AT UNT	3-5
PRIMARY OFFENSE	Multiple
PRIMARY DEFENSE	3-3-5

UNT TEAM RECORD

OVERALL	540-539-33
FBS OVERALL	260-426-12
FBS HOME	129-117-3
FBS AWAY	120-274-9
FBS NEUTRAL	11-35
SINCE DIV 1-A (1995)	131-214
DATCU STADIUM RECORD	48-27

VS. FBS CONFERENCE

THE AMERICAN	38-104-1
ACC	10-11
BIG 12	27-86-1
BIG TEN	0-3
C-USA	85-55-6
INDEPENDENT	2-5
MAC	3-6
MOUNTAIN WEST	16-34-1
PAC 12	2-9
SEC	5-46
SUN BELT	72-67-3

CURRENT TEAM STREAKS

WINS	0
HOME WINS	0
AWAY WINS	0
AMERICAN WINS	0
AMERICAN LOSSES	2
LOSSES	2
HOME LOSSES	1
AWAY LOSSES	2
NON-CONFERENCE WINS	2
NON-CONFERENCE LOSSES	0



collegypressbox is the official media website for Division I football. Access and download game notes, quotes, statistics, media guides, headshots, logos and more for all FBS schools, conferences, postseason games, awards and the College Football Playoff. For access, please register for an account at collegypressbox.com/register.

THE LAST TIME A NORTH TEXAS PLAYER...

INDIVIDUAL RUSHING

Had a player rush for 100 more yards	104, Ayo Adeyi vs. Memphis (10/28/23)
Had 2+ rush for 100+ yards	122, Adeyi; 113, Adaway vs. LA Tech (10/15/22)
Had 3+ rush for 100+ yards	169, Bean; 143 Torrey; 101 Siggers at MTSU (10/17/20)
Had a player with consecutive 100+ rush yards	Ayo Adeyi, 3 games (9/16-10/7/2023)
Had a player with 3 consecutive 100+ rush yards	Ayo Adeyi, 3 games (9/16-10/7/2023)
Had a player with 4 consecutive 100+ rush yards	DeAndre Torrey, 4 games (10/27-11/24/2018)
Had a player rush for 150+	179, DeAndre Torrey vs. Marshall (10/15/21)
Had a player rush for 200+	245, DeAndre Torrey vs. Northwestern St. (9/4/21)
Had a player rush for 250+	251, Brandin Byrd at Tulsa (11/30/13)
Had a player rush for 300+	313, Lance Dunbar vs. MTSU (12/3/11)
Had a player rush for 2+ TDs	2, Isaiah Johnson vs. Abilene Christian (9/30/23)
Had 2+ players rush for TD	1, Oscar Adaway III; 1, Ayo Adeyi at Tulane (10/21/23)
Had 3+ players rush for TD	1, Adaway; 1, Adeyi; 1, Horton; 1, Ragsdale vs. LA Tech (10/15/22)
Had 4+ players rush for TD	1, Adaway; 1, Adeyi; 1, Horton; 1, Ragsdale vs. LA Tech (10/15/22)
Had 2+ rush for 2+ TDs	3, DeAndre Torrey; 2, Ikaika Ragsdale vs. No. 15 UTSA (11/27/21)
Had a player rush for 3+ TDs	3, DeAndre Torrey vs. No. 15 UTSA (11/27/21)
Had a player rush for 4+ TDs	4, Lance Dunbar vs. MTSU (12/3/11)
Had a player rush for 5+ TDs	Never
Had a 70+ yard rushing play	75, Chandler Rogers at Navy (10/7/23)
Had a 60+ yard rushing play	67, Oscar Adaway III vs. Memphis (10/28/23)

INDIVIDUAL PASSING

Had a player pass for 200+	411, Chandler Rogers vs. Memphis (10/28/23)
Had a player pass for 250+	411, Chandler Rogers vs. Memphis (10/28/23)
Had a player pass for 300+	411, Chandler Rogers vs. Memphis (10/28/23)
Had a player pass for 400+	411, Chandler Rogers vs. Memphis (10/28/23)
Had a player pass for 500+	601, Daniel Meager at SMU (9/8/07)
Had a player pass for 2+ TDs	5, Chandler Rogers vs. Memphis (10/28/23)
Had a player pass for 3+ TDs	5, Chandler Rogers vs. Memphis (10/28/23)
Had a player pass for 4+ TDs	5, Chandler Rogers vs. Memphis (10/28/23)
Had a player pass for 5+ TDs	5, Chandler Rogers vs. Memphis (10/28/23)
Had a player pass for 6+ TDs	7, Mason Fine vs. UTEP (11/2/19)
Had a player pass for 7+ TDs	7, Mason Fine vs. UTEP (11/2/19)
Had a player pass for 8+ TDs	8, Giovanni Vizza vs. Navy (11/10/07)
Had an 80+ yard passing play	80, Chandler Rogers to Ja'Mori Maclin vs. ACU (9/20/23)

INDIVIDUAL RECEIVING

Had a player with 10+ receptions	11, Roderic Burns at LA Tech (9/16/23)
Had a player with 11+ receptions	11, Roderic Burns at LA Tech (9/16/23)
Had a player with 12+ receptions	12, Roderic Burns at SMU (9/11/21)
Had a player with 15+ receptions	15, Carlos Harris vs USM (10/18/14)
Had a player with 100+ receiving yards	120, Ward; 102, Burns vs. Memphis (10/28/23)
Had a player with consecutive 100+ rec. yards	Roderic Burns, 2 games (9/4-9/11/2021)**
Had a player with 3 consecutive 100+ rec. yards	Jaelon Darden, 3 games (11/28-12/11/20)
Had 2 players 100+ receiving yards	120, Ward; 102, Burns vs. Memphis (10/28/23)
Had a player with 150+ receiving yards	173, Jaelon Darden at UTEP (12/11/20)
Had a player with 200+ receiving yards	204, Jaelon Darden at MTSU (10/17/20)
Had a player with 250+ receiving yards	327, Casey Fitzgerald at SMU (9/8/07)
Had a player with 300+ receiving yards	327, Casey Fitzgerald at SMU (9/8/07)
Had a player with 2+ receiving TDs	3, Burns; 2, Maclin vs. Memphis (10/28/23)
Had a player with 8 consecutive rec. TD	Ja'Mori Maclin, 8 games (9/2-10/28/2023)
Had a player with 10 consecutive rec. TD	Jaelon Darden, 10 games (11/30/19-12/11/20)
Had 3+ players with receiving TD	2, Maclin; 1, Burns; 1, Horton vs. Temple (10/14/23)
Had 2+ players with 2+ receiving TDs	3, Burns; 2, Maclin vs. Memphis (10/28/23)
Had a player with 3+ receiving TDs	3, Roderic Burns vs. Memphis (10/28/23)
Had a player with 4+ receiving TDs	4, Jaelon Darden at UTEP (12/11/20)
Had a player with 5+ receiving TDs	5, Casey Fitzgerald vs. Navy (11/10/07)

** Also 100+ rec. yards to open a season

THE LAST TIME A NORTH TEXAS PLAYER...

OFFENSE MISC.

Had a 100+ yard rusher and 100+ yard receiver.....	104, Ayo Adeyi; 120, Damon Ward Jr. vs. Memphis (10/28/23)
Had a 150+ yard rusher and 150+ yard receiver.....	169, Jason Bean; 204, Jaelon Darden at Middle Tennessee (10/17/20)
Had a 100+ yard rusher and 300+ yard passer.....	104, Ayo Adeyi; 411, Chandler Rogers vs. Memphis (10/28/23)
Had a 100+ yd. rusher, 100+ yd. receiver, 300+ yd. passer.....	104, Ayo Adeyi; 120, Damon Ward Jr.; 411, Chandler Rogers vs. Memphis (10/28/23)
Scored a 2-point conversion.....	Pass, Ja'Mori Maclin from Chandler Rogers vs. Memphis (10/28/23)

INDIVIDUAL DEFENSE

Had 15+ tackles.....	15 (8 solo/7 assist), Jordan Brown at Tulane (10/21/23)
Had 20+ tackles.....	21 (9 solo/12 assist), Chris Hurd at Air Force (9/13/03)
Had 3+ sacks.....	3.0, Mazin Richards vs. LA Tech (10/15/22)
Had 4+ tackles for loss.....	4.0, KD Davis at Missouri (10/9/21)
Had 2+ interceptions.....	2, Ridge Texada vs. Florida Atlantic (10/1/22)
Had 3+ interceptions.....	3, Ken Fontno vs. Wichita State (11/20/71)
Returned an interception for a TD.....	58 yards by Ridge Texada vs. FAU (10/1/22)
Had 4+ pass breakups.....	4, Ridge Texada vs. Florida Atlantic (10/1/22)
Returned a fumble for a TD.....	37 yards by Grayson Murphy; 53 yards by KD Davis at Southern Miss (11/6/21)
Returned two fumbles for a TD.....	37 yards by Grayson Murphy; 53 yards by KD Davis at Southern Miss (11/6/21)
Recorded two defensive TDs.....	37-yard fumble recovery by Grayson Murphy; 53-yard fumble recovery by KD Davis at Southern Miss (11/6/21)
Recorded a safety.....	Team safety vs. Southern Miss (11/19/16)

INDIVIDUAL SPECIAL TEAMS

Made 3+ field goals.....	4, Noah Rauschenberg at LA Tech (9/16/23)
Made 4+ field goals.....	4, Noah Rauschenberg at LA Tech (9/16/23)
Made 5+ field goals.....	4, Noah Rauschenberg at LA Tech (9/16/23)
Made a 50+ yard field goal.....	51, Ethan Mooney at Charlotte (10/26/19)
Made a 60+ yard field goal.....	61, Garrett Courtney vs. Idaho (10/31/98)
Had a 60+ yard punt.....	64, Sawyer Evans at LA Tech (9/16/23)
Had a 70+ yard punt.....	70, Berna Rodriguez vs. Miami (OH) (12/23/21)
Had an 80+ yard punt.....	92, Toby Gowin vs. Vanderbilt (10/12/96)
Had a 90+ yard punt.....	92, Toby Gowin vs. Vanderbilt (10/12/96)
Returned a kickoff for a TD.....	99 yards by Kaylon Horton at UNLV (9/17/22)
Returned a punt for a TD.....	90 yards by Keegan Brewer at Arkansas (9/15/18)
Blocked a punt.....	Dion Novil at LA Tech (9/25/21)
Blocked 2+ punts.....	vs. Old Dominion (10/28/17)
Blocked a FG.....	DeShawn Gaddie at MTSU (10/17/20)
Blocked a PAT.....	Roderick Brown vs. California (9/2/23)
Returned a blocked punt for a TD.....	20 yards, Dominique Harrison vs. MTSU (10/19/19)
Returned a blocked FG for a TD.....	66 yards, Phillip Littlejohn vs. Idaho (10/4/97)

THE LAST TIME A NORTH TEXAS OPPONENT...**RUSHING OFFENSE**

Rushed for 150+ yards	270, Memphis (10/28/23)
Rushed for 200+ yards	270, Memphis (10/28/23)
Rushed for 250+ yards	270, Memphis (10/28/23)
Rushed for 300+ yards	331, Navy (10/7/23)
Rushed for 400+ yards	500, App St. (12/21/20)
Rushed for 500+ yards	500, App St. (12/21/20)

PASSING OFFENSE

Passed for 300+ yards	330, Memphis (10/28/23)
Passed for 400+ yards	424, LA Tech (10/15/22)
Passed for 500+ yards	563, Houston (9/10/11)

TOTAL OFFENSE

Had 400+ yards of total offense.....	600, Memphis (10/28/23)
Had 450+ yards of total offense.....	600, Memphis (10/28/23)
Had 500+ yards of total offense.....	600, Memphis (10/28/23)
Had 600+ yards of total offense.....	600, Memphis (10/28/23)

INDIVIDUAL RUSHING

Had a player rush for 100+ yards	169, Blake Watson, Memphis (10/28/23)
Had 2 players rush for 100+ yards	178, Ashton Jeanty; 119, Taylen Green, Boise State (12/17/22)
Had a player rush for 150+ yards	169, Blake Watson, Memphis (10/28/23)
Had a player rush for 200+ yards	227, Aidan Robbins, UNLV (9/17/22)
Had a player rush for 300+ yards	319, Camerun Peoples, App St. (12/21/20)
Had a player rush for 2+ TDs	3, Brandon Thomas; 2, Blake Watson, Memphis (10/28/23)
Had a player rush for 3+ TDs	3, Brandon Thomas, Memphis (10/28/23)
Had a player rush for 4+ TDs	5, Camerun Peoples, App St. (12/21/20)
Had a player rush for 5+ TDs	5, Camerun Peoples, App St. (12/21/20)

INDIVIDUAL RECEIVING

Had a player receive 100+ yards.....	100, Blake Watson, Memphis (10/28/23)
Had a player receive 200+ yards.....	208, Kalib Woods, FAU (12/2/17)
Had 2 players receive 100+ yards	166, Rashee Rice; 103, Jordan Kerley, SMU (9/3/22)
Had a player receive 3+ TDs	3, Blayne Taylor, Abilene Christian (9/30/23)
Had a player receive 4+ TDs	4, Cortland Sutton, SMU (9/9/17)

SCORING

Scored 30+ points	45, Memphis (10/28/23)
Scored 40+ points	45, Memphis (10/28/23)
Scored 50+ points	58, California (9/2/23)
Scored 60+ points	65, SMU (9/19/20)

MISC.

Returned a kickoff for a TD.....	100 yards by Duron Lowe, UTEP (11/2/19)
Returned a punt for a TD.....	72 yards by Demario Douglas, Liberty (10/23/21)
Returned a kickoff & punt for a TD same game.....	Houston (9/28/19)
Returned an INT for a TD	40 yards by Hezekiah Masses, FIU (9/9/23)
Returned 2 INT for a TD	Jaylon Allen and Xavier Cullens, Memphis (9/24/22)
Returned a fumble for a TD	20 yards by Gregory Grate, Middle Tennessee (10/17/20)
Returned a blocked punt for a TD	0 yards by Brandon Moss, UTEP (11/26/16)
Blocked a punt.....	Avery Morris, UTSA (10/22/22)
Blocked a PAT	JaQues Evans, WKU (10/29/22)
Blocked a FG.....	Keny Seymour Jr., Rice (11/26/22)
Returned a blocked FG for a TD	62 yards by Derrick Strozier, Tulane (10/5/13)
Recorded a safety	TEAM, UNLV (9/17/22)
Scored a 2-point conversion.....	Run, Keyone Jenkins, FIU (9/9/23)

DEPTH CHART VS. UTSA

OFFENSE

Z	8 DAMON WARD JR. (5-11, 210, JR.) <u>OR</u>
	7 TREY CLEVELAND (6-1, 193, JR.)
Y	2 RODERIC BURNS (5-9, 190, SR.)
	0 Blair Conwright (5-11, 181, Jr.)
LT	77 KACI MOREKA (6-5, 291, SR.)
	79 Howard Sampson (6-8, 325, R-Fr.)
LG	65 GABE BLAIR (6-2, 294, JR.)
	71 Leke Asenuga (6-2, 300, So.)
C	67 ETHAN MINER (6-2, 296, JR.)
	78 Daizion Carroll (6-1, 314, Sr.)
RG	54 FEBECHI NWAIWU (6-4, 316, SO.)
	60 Paula Vaipulu (6-3, 300, Jr.)
RT	64 JETT DUNCAN (6-1, 282, JR.)
	74 Larry Moore (6-6, 274, Jr.)
X	9 JA'MORI MACLIN (5-11, 183, SO.)
	1 Kaylon Horton (5-9, 173, Sr.)
H	22 LANDON SIDES (5-11, 179, FR.)
	15 Jordan Smart (5-10, 185, Jr.)
TE	88 XZAVIOR KAUTAI (6-0, 235, SO.) <u>OR</u>
	84 CHRISTIAN LEE (6-3, 221, SO.)
QB	4 CHANDLER ROGERS (6-0, 195, JR.)
	3 Stone Earle (6-0, 207, Jr.)
RB	27 OSCAR ADAWAY III (5-10, 219, JR.) <u>OR</u>
	5 AYO ADEYI (5-7, 192, JR.)

DEFENSE

END	44 MAZIN RICHARDS (6-1, 240, SR.)
	96 Vic Alobwede (6-5, 266, Jr.)
NOSE	10 RODERICK BROWN (5-11, 303, JR.)
	94 Marcus Moore (6-0, 300, Jr.)
LEO	51 FATAFEHI VAILEA (6-1, 282, SO.)
	95 Kortlin Rausaw (6-3, 275, Jr.)
SLB	32 ETHAN WESLOSKI (6-1, 229, R-FR.)
	36 Jaylen Smith (5-11, 214, Jr.)
MLB	19 JORDAN BROWN (6-1, 228, JR.)
	15 Carson Kropp (6-1, 230, Sr.)
WLB	21 KEVIN WOOD (5-10, 213, SR.)
	34 C.J. Garnett (6-0, 220, So.)
FS	1 LOGAN WILSON (5-10, 170, JR.)
	16 Evan Jackson (5-11, 176, Fr.) <u>OR</u>
	4 Dillion Williams (5-11, 178, So.)
BS	0 PHIL HILL (6-0, 198, JR.)
	23 Bryce Linder (6-0, 176, So.) <u>OR</u>
	27 Harold West (6-1, 188, Jr.)
STAR	11 PATRICK SMITH (5-9, 184 R-FR.)
	14 Jayven Anderson (6-0, 202, Fr.)
CB	5 RIDGE TEXADA (5-8, 181, JR.)
	17 Taylor Starling (5-9, 163, Fr.)
CB	8 JOHN DAVIS (6-0, 187, SR.) <u>OR</u>
	6 LORONZO THOMPSON (5-11, 169, JR.)

SPECIAL TEAMS

K	99 NOAH RAUSCHENBERG (6-0, 198, SR.)
	40 Kali Nguma (5-10, 183, Fr.)
P	41 SAWYER EVANS (6-3, 203, JR.) <u>OR</u>
	29 ADAM JACKLIN (5-11, 195, FR.)
H	41 SAWYER EVANS (6-3, 203, JR.)
	47 JP Hadley (6-3, 234, Sr.)
KR	1 KAYLON HORTON (5-9, 173, SR.)
	8 Damon Ward Jr. (5-11, 210, Jr.)
PR	2 RODERIC BURNS (5-9, 190, SR.)
	22 Landon Sides (5-11, 179, FR.)
LS	47 JP HADLEY (6-3, 234, SR.)
	49 Collin Brown (5-11, 240, Jr.)

CAREER STARTS

41	Mazin Richards
33	Gabe Blair
32	Ethan Miner
30	Roderic Burns
26	Kaci Moreka
24	Daizion Carroll, John Davis Jr., Chandler Rogers
23	Jett Duncan
22	Roderick Brown, Damon Ward Jr.
21	Ridge Texada, Kevin Wood
19	Febechi Nwaiwu
18	Fatafehi Vailea
17	Logan Wilson
14	Jordan Smart
10	Stone Earle
9	J'Kalon Carter, Trey Cleveland, Ja'Mori Maclin, Ikaika Ragsdale, Paula Vaipulu
8	Blair Conwright, Kaylon Horton, Kadren Johnson, Loronzo Thompson
7	Ayo Adeyi, Jordan Brown, Ethan Wesloski
6	Oscar Adaway III, Vic Alobwede
5	Phil Hill, Jace Ruder, Patrick Smith
4	Xzavior Kautai
3	Isaiah Johnson, Bryce Linder, Jaylen Smith
2	JD Head, Carson Kropp, Christian Lee, Tarik Luckett, Marcus Moore, Nick Nakwaasah
1	Jayven Anderson, Sifa Leota, Zhighlil McMillan, Landon Sides, Taylor Starling

CONSECUTIVE STARTS

34*	Mazin Richards
32	Gabe Blair
31*	Ethan Miner
22	Jett Duncan

* includes previous institution

CAREER GAMES PLAYED

52	Noah Rauschenberg
50	Kevin Wood
48	Kaylon Horton
47	Trey Cleveland
46	Blair Conwright
45	Roderic Burns, Daizion Carroll
43	John Davis Jr., Kaci Moreka, Mazin Richards
42	Jordan Brown, Jett Duncan, Ridge Texada
41	Loronzo Thompson
40	Carson Kropp, Ethan Miner
35	Jaylen Smith
34	Vic Alobwede, Gabe Blair, Damon Ward Jr.
33	Leke Asenuga, Roderick Brown, Isaiah Johnson
32	Kadren Johnson, Chandler Rogers, Jordan Smart
30	Ayo Adeyi
29	Ikaika Ragsdale
28	Christian Lee
27	Oscar Adaway III, Alphonse Guillory, Phil Hill, Ja'Mori Maclin, Kortlin Rausaw
26	Harold West
25	Paula Vaipulu
24	Logan Wilson
23	JP Hadley, Nick Nakwaasah, Febechi Nwaiwu
22	Tarik Luckett, Fatafehi Vailea
20	Xzavior Kautai, Zhighlil McMillan, Kaghen Roach, Dillion Williams
19	Stone Earle, Sawyer Evans, Dorian Morris
18	J'Kalon Carter
16	Jace Ruder
15	Sifa Leota
14	BK Jackson, Marcus Moore
12	Bryce Linder, Patrick Smith
10	Larry Moore, Ethan Wesloski
8	C.J. Garnett, Evan Jackson, West Wilson
7	Landon Sides
6	JD Head, Chris Wright
5	Jayven Anderson, Trent Ayers, Chavez Brown, Richard Rocquemore
4	Qualon Farrar, Adam Jacklin
3	K'Von Hamilton, Taylor Starling, Christian Traylor
2	Howard Sampson
1	Dallas Dudley, Samora Ezekiel, Rodney Green Jr., Evan Greene, Brian Nelson II, Caden Reeves, Isaiah Villanueva

PRONUNCIATION GUIDE

Oscar ADAWAY III	ADD-away	ZHIGHLIL McMillan	ZYE-lil
AYO ADEYI	EYE-OH uh-DAY-ee	KACI MOREKA	kay-SEE mor-EE-cuh
Vic ALOBWEDE	AL-ub-WAY-dey	Nick NAKWAASAH	na-KWA-sah
JAYVEN Anderson	JAY-vin	KALI NGUMA	kaw-LEE UN-goo-MUH
LEKE ASENUGA	LAY-kay OSH-uh-NEW-guh	FEBECHI NWAIWU	fuh-BETCH-ee WEE-woo
CHAVEZ Brown	CHA-vez	IKAIKA Ragsdale	ee-ky-kuh
DAIZION Carroll	DAZE-ee-on	Kortlin RAUSAW	rah-saw
J'KALON Carter	juh-KAY-lun	Noah RAUSCHENBERG	RAW-shin-BURG
Stone EARLE	Earl	MAZIN Richards	MAY-zin
QUALON FARRAR	KWAY-lin FUH-rawr	Richard ROCQUEMORE	Rock-UH-more
DEMERICK Gary	DIM-rick	Jace RUDER	ROO-durr
Dylan GEBBIA	JEB-ee-UH	Isaac SOHN	SONE (like CONE)
Alphonse GUILLORY	GILL-or-ee	Corey SWINEY	SWEE-knee
K'VON Hamilton	kuh-VON	Ridge TEXADA	tuh-HA-duh
KAYLON Horton	Kay-LON (like ON)	LORONZO Thompson	loh-RON-zoh
KADREN Johnson	KAY-drin	FATAFEHI VAILEA	FAH-tah-FAY-hee vye-LEE-uh
XZAVIOR KAUTAI	ex-AY-vee-YOR KUH-tie	PAULA VAIPULU	POW-luh vye-POO-lew
Carson KROPP	like Crop	Ethan WESLOSKI	wez-LOS-kee
SIFA LEOTA	SEE-fuh lee-OH-tuh	DILLION Williams	DILL-un
TARIK LUCKETT	TUH-reek LUH-KETT		
Desmond MAGIYA	muh-GEE-yuh		

NORTH TEXAS MEAN GREEN ROSTER

ALPHABETICAL ROSTER

NO.	PLAYER, POS.
46	Brad Adamcik, TE
27	Oscar Adaya III, RB
5	Ayo Adeyi, RB
96	Vic Alobwede, DL
14	Jayven Anderson, S
71	Leke Asenuga, OL
40	Trent Ayers, DL
65	Gabe Blair, OL
24	Chavez Brown, LB
49	Collin Brown, LS
19	Jordan Brown, LB
10	Roderick Brown, DL
98	Dadrian Burleson, DL
2	Roderic Burns, WR
78	Daizion Carroll, OL
14	J'Kalon Carter, WR
7	Trey Cleveland, WR
0	Blair Conwright, WR
83	Zack Darkoch, WR
8	John Davis, CB
47	Harrison Dempsey, S
82	Dallas Dudley, WR
64	Jett Duncan, OL
3	Stone Earle, QB
41	Sawyer Evans, P
58	Samora Ezekiel, OL
53	Blake Fann, DL
20	Qualon Farrar, RB
34	CJ Garnett, LB
16	Dylan Gebbia, QB
48	Rodney Green Jr., DL
85	Evan Greene, WR
20	Alphie Guillory, S
47	JP Hadley, LS
92	K'Von Hamilton, DL
10	JD Head, QB
0	Phil Hill, S
1	Kaylon Horton, WR
39	Karter Houchin, LB
29	Adam Jacklin, P
21	BK Jackson, RB
16	Evan Jackson, S
23	Isaiah Johnson, RB
45	Kadren Johnson, DL
68	Keon Johnson, OL
30	Loren Johnson, CB
88	Xzavior Kautai, TE
15	Carson Kropp, LB
69	Ryan Krueger, OL
84	Christian Lee, TE
42	Sifa Leota, LB
25	Kollin Lewis, CB
23	Bryce Linder, S
18	Tarik Lockett, CB
9	Ja'Mori Maclin, WR
87	Tim Madison, WR
76	Desmond Magiya, OL
49	Kamdon McFarland, S
25	Makenzie McGill, RB
80	Zhigllil McMillan, WR
67	Ethan Miner, OL
26	Dietrich Moore, LB
74	Larry Moore, OL
94	Marcus Moore, DL
22	Matthew Moore, LB
77	Kaci Moreka, OL
18	Dorian Morris, WR

NUMERICAL ROSTER

No.	Name	Pos.	Ht.	Wt.	Class.	Hometown / Previous School
0	Blair Conwright	WR	5-11	181	Jr.	Lubbock, TX / TCU
0	Phil Hill	S	6-0	198	Jr.	Spring, TX / UNLV
1	Kaylon Horton	WR	5-9	173	Sr.	Houston, TX / Tarleton State
1	Logan Wilson	S	5-10	170	Jr.	Dallas, TX / ULM
2	Roderic Burns	WR	5-9	190	Sr.	Houston, TX / Lamar HS
3	Stone Earle	QB	6-0	207	Jr.	Keller, TX / ACU
3	Jace Ruder	LB	6-2	222	Sr.	Norton, KS / North Carolina
4	Chandler Rogers	QB	6-0	195	Jr.	Mansfield, TX / ULM
4	Dillion Williams	S	5-11	178	So.	Nacogdoches, TX / HS
5	Ayo Adeyi	RB	5-7	192	Jr.	Mansfield, TX / Legacy HS
5	Ridge Texada	CB	5-8	181	Jr.	Frisco, TX / McNeese State
6	Ikaika Ragsdale	RB	5-11	218	Jr.	Las Vegas, NV / Bishop Gorman HS
6	Loranzo Thompson	CB	5-11	169	Jr.	Friendswood, TX / Clear Brook HS
7	Trey Cleveland	WR	6-1	193	Jr.	Arlington, TX / Texas Tech
7	Nick Nakwaasah	S	5-11	199	Jr.	Dallas, TX / Central Arkansas
8	John Davis	CB	6-0	187	Sr.	Euleless, TX / Texas Tech
8	Damon Ward Jr.	WR	5-11	210	Jr.	Beaumont, TX / West Brook HS
9	Ja'Mori Maclin	WR	5-11	183	So.	Kirkwood, MO / Missouri
10	Roderick Brown	DL	5-11	303	Jr.	Forney, TX / North Forney HS
10	JD Head	QB	6-2	179	So.	Pearland, TX / LA Tech
11	Patrick Smith	S	5-9	184	R-Fr.	Sugar Land, TX / Clements HS
13	Brian Nelson II	CB	6-0	183	Fr.	Pearland, TX / Shadow Creek HS
13	Josh Smith	TE	6-0	234	So.	Tampa, FL / College of the Canyons
14	Jayven Anderson	S	6-0	202	Fr.	Houston, TX / North Shore HS
14	J'Kalon Carter	WR	5-10	166	Jr.	Aubrey, TX / Illinois State
15	Carson Kropp	LB	6-1	230	Sr.	Owasso, OK / Oklahoma State
15	Jordan Smart	WR	5-10	185	Jr.	Round Rock, TX / UT Permian Basin
16	Dylan Gebbia	QB	6-0	177	Fr.	Los Angeles, CA / Hawaii
16	Evan Jackson	S	5-11	176	Fr.	Houston, TX / North Shore HS
17	Taylor Starling	CB	5-9	163	Fr.	Dallas, TX / South Oak Cliff HS
18	Tarik Lockett	CB	6-2	184	Sr.	Compton, CA / Arizona State
18	Dorian Morris	WR	5-10	190	Jr.	Mesquite, TX / Poteet HS
19	Jordan Brown	LB	6-1	228	Jr.	Huntsville, TX / HS
20	Qualon Farrar	RB	5-5	195	R-Fr.	Dallas, TX / South Oak Cliff HS
20	Alphie Guillory	S	5-9	202	Jr.	DeSoto, TX / HS
21	BK Jackson	RB	5-11	213	So.	Missouri City, TX / Ridge Point HS
21	Kevin Wood	LB	5-10	213	Sr.	Converse, TX / Judson HS
22	Matthew Moore	LB	6-0	220	Fr.	Killeen, TX / Ellison HS
22	Landon Sides	WR	5-11	179	Fr.	Denton, TX / Guyer HS
23	Isaiah Johnson	RB	5-10	210	Jr.	Lubbock, TX / Cooper HS
23	Bryce Linder	S	6-0	176	So.	College Station, TX / Blinn College
24	Chavez Brown	LB	6-1	224	So.	Houma, LA / Butler CC
25	Kollin Lewis	CB	5-11	194	Fr.	Gladewater, TX / HS
25	Makenzie McGill	RB	5-9	192	Fr.	Mount Vernon, TX / HS
26	Dietrich Moore	LB	5-10	215	Fr.	Broken Arrow, OK / HS
27	Oscar Adaya III	RB	5-10	219	Jr.	North Little Rock, AR / HS
27	Harold West	S	6-1	188	Jr.	Arlington, TX / Lamar HS
29	Adam Jacklin	P	5-11	195	Fr.	Melbourne, Australia / Whitefrairs College
29	Caden Park	CB	6-0	188	R-Fr.	McKinney, TX / Boyd HS
30	Grayson Ward	S	5-6	180	R-Fr.	Aubrey, TX / HS
30	Loren Johnson	CB	6-3	190	Jr.	Bakersfield, CA / Bakersfield College
32	Ethan Wesloski	LB	6-1	229	R-Fr.	McKinney, TX / Boyd HS
34	CJ Garnett	LB	6-0	220	So.	Keller, TX / Blinn College
35	Chris Wright	DL	6-3	230	So.	Aledo, TX / HS
36	Jaylen Smith	LB	5-11	214	Jr.	Hamilton, Ontario / St. Thomas More (CT) School
36	Caden Yates	LS	6-1	213	Fr.	Argyle, TX / HS
38	Christian Traylor	CB	5-8	188	So.	Arlington, TX / Martin HS
39	Karter Houchin	LB	5-10	218	R-Fr.	Decatur, TX / HS
40	Trent Ayers	DL	6-1	218	Jr.	Arlington, TX / Navarro College
40	Kali Nguma	K	5-10	183	Fr.	Mission, TX / Sharyland HS
41	Sawyer Evans	P	6-3	203	Jr.	Arlington, TX / Texas Southern
41	Corey Swiney	S	5-10	186	Fr.	Pearland, TX / Shadow Creek HS
42	Sifa Leota	LB	6-2	221	So.	Euleless, TX / Trinity HS
43	Jax Van Zandt	LB	6-0	219	R-Fr.	Alabaster, AL / Thompson HS
44	Mazin Richards	DL	6-1	240	Sr.	Burleson, TX / Eastern New Mexico
45	Kadren Johnson	DL	6-1	247	Sr.	Lewisville, TX / ACU

NORTH TEXAS MEAN GREEN ROSTER

NUMERICAL ROSTER

No.	Name	Pos.	Ht.	Wt.	Class.	Hometown / Previous School
46	Brad Adamcik	TE	6-4	207	So.	Keller, TX / HS
47	Harrison Dempsey	DB	5-11	200	So.	Gainesville, TX / Oklahoma State
47	JP Hadley	LS	6-3	234	Sr.	Lacey, NJ / West Virginia
48	Rodney Green Jr.	DL	6-3	260	Jr.	Philadelphia, PA / Hutchinson CC
49	Collin Brown	LS	5-11	240	Jr.	Austin, TX / Blinn College
49	Kamdon McFarland	S	6-0	204	So.	Mansfield, TX / Lake Ridge HS
50	Kade Sink	LB	6-1	211	Fr.	Friendswood, TX / Bay Area Christian
51	Fatafehi Vailea	DL	6-1	282	So.	Oakland, CA / Desert Pines (NV) HS
53	Blake Fann	DL	6-1	230	Fr.	Frisco, TX / Lone Star HS
54	Febechi Nwaiwu	OL	6-4	316	So.	Coppell, TX / HS
56	Dameon Smallwood	OL	6-3	318	R-Fr.	Denison, TX / HS
57	Austin Williams	LB	5-11	227	So.	Irving, TX / HS
58	Samora Ezekiel	OL	6-2	265	R-Fr.	Fort Worth, TX / Paschal HS
60	Paula Vaipulu	OL	6-3	300	Jr.	Channelview, TX / Georgia Tech
62	Caden Reeves	OL	6-3	315	So.	Argyle, TX / HS
64	Jett Duncan	OL	6-1	282	Jr.	The Woodlands, TX / HS
65	Gabe Blair	OL	6-2	294	Jr.	Denton, TX / Guyer HS
67	Ethan Miner	OL	6-2	296	Jr.	West Hartford, CT / Arkansas State
68	Keon Johnson	OL	6-4	404	Fr.	Akron, OH / Archbishop Hoban HS
69	Ryan Krueger	OL	6-2	255	Fr.	Hurst, TX / LD Bell HS
70	Isaac Sohn	OL	6-5	271	Fr.	Aledo, TX / HS
71	Leke Asenuga	OL	6-2	300	So.	Houston, TX / New Mexico
72	Isaiah Villanueva	OL	6-2	279	R-Fr.	Katy, TX / Paetow HS
74	Larry Moore	OL	6-6	274	Jr.	Missouri City, TX / Texas Tech
76	Desmond Magiya	OL	6-5	272	Fr.	McKinney, TX / HS
77	Kaci Moreka	OL	6-5	291	Sr.	Arlington, TX / Trinity Valley CC
78	Daizion Carroll	OL	6-1	314	Sr.	Waco, TX / Midway HS
79	Howard Sampson	OL	6-8	325	R-Fr.	Humble, TX / HS
80	Zhighlil McMillan	WR	6-0	208	So.	Frisco, TX / Independence HS
81	Richard Rocquemore	WR	5-10	176	So.	Mansfield, TX / ACU
82	Dallas Dudley	WR	6-2	190	R-Fr.	Flower Mound, TX / Oklahoma
83	Zack Darkoch	WR	5-10	160	Fr.	Coppell, TX / HS
84	Christian Lee	TE	6-3	221	Jr.	Friendswood, TX / HS
85	Evan Greene	WR	5-11	191	So.	Dallas, TX / Parish Episcopal
86	Kaden Taylor	WR	5-9	160	So.	Azle, TX / Northwestern Oklahoma State
87	Tim Madison	WR	6-0	173	Fr.	Frisco, TX / Lebanon Trail HS
88	Xzavior Kautai	TE	6-0	235	So.	Euless, TX / Trinity HS
89	West Wilson	TE	6-1	248	Fr.	Allen, TX / Lovejoy HS
90	Kaghen Roach	DL	6-5	257	Jr.	Celina, TX / Blinn College
91	Keith Smith	DL	6-2	255	Fr.	Dallas, TX / South Oak Cliff HS
92	K'Von Hamilton	DL	6-1	238	So.	Parker, TX / Pittsburg State
93	Drumani West-Asoma	DL	6-3	223	Fr.	Mansfield, TX / HS
94	Marcus Moore	DL	6-0	300	Jr.	The Colony, TX / Coffeyville CC
95	Kortlin Rausaw	DL	6-3	275	So.	Wylie, TX / HS
96	Vic Alobwede	DL	6-5	266	Jr.	Stone Mountain, GA / UMass
98	Dadrian Burseson	DL	6-0	328	Jr.	Dallas, TX / Texas College
99	Noah Rauschenberg	K	6-0	198	Sr.	Tulsa, OK / Baylor

ALPHABETICAL ROSTER

NO.	PLAYER, POS.
7	Nick Nakwaasah, S
13	Brian Nelson II, CB
40	Kali Nguma, K
54	Febechi Nwaiwu, OL
29	Caden Park, CB
6	Ikaika Ragsdale, RB
95	Kortlin Rausaw, DL
99	Noah Rauschenberg, K
62	Caden Reeves, OL
44	Mazin Richards, DL
90	Kaghen Roach, DL
81	Richard Rocquemore, WR
4	Chandler Rogers, QB
3	Jace Ruder, LB
79	Howard Sampson, OL
22	Landon Sides, WR
50	Kade Sink, LB
56	Dameon Smallwood, OL
15	Jordan Smart, WR
36	Jaylen Smith, LB
13	Josh Smith, TE
91	Keith Smith, DL
11	Patrick Smith, S
70	Isaac Sohn, OL
17	Taylor Starling, CB
41	Corey Swiney, S
86	Kaden Taylor, WR
5	Ridge Texada, CB
6	Loranzo Thompson, CB
38	Christian Traylor, CB
51	Fatafehi Vailea, DL
60	Paula Vaipulu, OL
43	Jax Van Zandt, LB
72	Isaiah Villanueva, OL
8	Damon Ward Jr., WR
30	Grayson Ward, S
32	Ethan Wesloski, LB
27	Harold West, S
93	Drumani West-Asoma, DL
57	Austin Williams, LB
4	Dillion Williams, S
1	Logan Wilson, S
89	West Wilson, TE
21	Kevin Wood, LB
35	Chris Wright, DL
36	Caden Yates, LS

COACHING STAFF

Head Coach: Eric Morris (Texas Tech, 2008)

Assoc. Head Coach/Special Teams Coord.: Drew Svoboda (SFA, 1999)

Asst. Head Coach/Tight Ends: Chris Gilbert (Angelo St., 1999)

Defensive Coordinator/Corners: Matt Caponi (Mt. Union, 2005)

Offensive Coordinator/Wide Receivers: Jordan Davis (Texas Tech, 2014)

Asst. Coach/Quarterbacks: Sean Brophy (UIW, 2018)

Asst. Coach/Running Backs: Patrick Cobbs (UNT, 2005)

Asst. Coach/Offensive Line: Jon Cooper (Oklahoma, 2009)

Asst. Coach/Defensive Line: Demerick Gary (SMU, 2019)

Asst. Coach/Safeties: Clay Jennings (UNT, 1997)

Asst. Coach/Linebackers: Colby Kratch (Toledo, 2013)

BROADCAST BIOS - OFFENSE



0

BLAIR CONWRIGHT

JR • WR • 5-11 • 181

Lubbock, TX

TCU

CAREER GAME HIGHS

Rec.: 6 (vs. Kansas State, 2020)
 Rec. Yds: 74 (vs. Iowa State, 2020)
 Rec. TDs: 1 (3, last at Iowa State, 2021)
 Long Rec.: 47 (at Iowa State, 2021)
 100 yd games: --

• Transfer from TCU ... CAREER: 51 rec., 724 yds., 3 TD ... 2 rec., 35 yds. vs. Memphis ... 4 rec., 70 yds. at Tulane ... 29 yds. at FIU ... made UNT debut vs. Cal

2023 SEASON GAME HIGHS

Rec.: 4 (at Tulane)
 Rec. Yds: 70 (at Tulane)
 Rec. TDs: --
 Long Rec.: 43 (at Tulane)
 100 yd games: --



1

KAYLON HORTON

SR • WR • 5-9 • 173

Houston, TX

Tarleton State

CAREER GAME HIGHS

Rushes: 3 (vs. LA Tech, 2022)
 Rush. Yds: 97 (vs. LA Tech, 2022)
 Rush. TDs: 1 (2x, last vs. LA Tech, 2022)
 Rec.: 5 (2x, last vs. S. Utah, 2021)
 Rec. Yds: 58 (2x, last vs. UTSA, 2022)
 Rec. TDs: 1 (2x, last at WKU, 2022)

• One of nine FBS players with a Rush, Rec and KR TD in 2022 ... 11-yd. rush vs. Memphis ... scored first rec. TD of season vs. Temple ... 2 rec., 12 yds. at FIU

2023 SEASON GAME HIGHS

Rushes: 2 (at LA Tech)
 Rush. Yds: 11 (vs. Memphis)
 Rush. TDs: --
 Rec.: 2 (at FIU)
 Rec. Yds: 12 (2x, last vs. ACU)
 Rec. TDs: 1 (vs. Temple)



2

RODERIC BURNS

SR • WR • 5-9 • 190

Houston, TX

Lamar HS

CAREER GAME HIGHS

Rec.: 12 (at SMU, 2021)
 Rec. Yds: 141 (at SMU, 2021)
 Rec. TDs: 3 (vs. Memphis, 2023)
 Long Rec.: 70 (vs. TSU, 2022)

100 yd games: 6 (last vs. Memphis, 2023)
 • 10th in UNT history with 2,089 career rec. yds., 7th with 148 rec. ... 102 yds., 3 TD vs. Memphis ... 11 rec., 134 yds. at LA Tech ... scored first TD vs. Temple

2023 SEASON GAME HIGHS

Rec.: 11 (at LA Tech)
 Rec. Yds: 134 (at LA Tech)
 Rec. TDs: 3 (vs. Memphis)
 Long Rec.: 42 (at Tulane)
 100 yd games: 2 (last vs. Memphis)



3

STONE EARLE

JR • QB • 6-0 • 207

Keller, TX

ACU


CAREER GAME HIGHS

Comp.: 19 (2x, last vs. UCA, 2021)
 Att.: 31 (at Virginia, 2020)
 Pass. Yds: 233 (vs. La. Christian, 2021)
 Pass TDs: 6 (vs. La. Christian, 2021)
 Rush Yds: 71 (at FIU, 2023)
 Rush TD: 1 (3x, last vs. FIU, 2022)

• 10 career starts, made his first UNT start vs. Cal ... 12-of-19, 174 yds., 3 TD vs. Cal ... 10-of-20, 100 pass yds., 1 TD, 2 INT, 8 carries, 71 rush yds. at FIU

2023 SEASON GAME HIGHS

Comp.: 12 (vs. California)
 Att.: 20 (at FIU)
 Pass. Yds: 174 (vs. California)
 Pass TDs: 3 (vs. California)
 Rush Yds: 71 (at FIU)
 Rush TD: --



4

CHANDLER ROGERS

JR • QB • 6-0 • 195

Mansfield, TX

ULM


CAREER GAME HIGHS

Comp.: 35 (at Tulane, 2023)
 Att.: 51 (at Tulane, 2023)
 Pass. Yds: 411 (vs. Memphis, 2023)
 Pass TDs: 5 (vs. Memphis, 2023)
 Rush Yds: 72 (vs. Georgia State, 2021)
 Rush TD: 2 (at Troy, 2022)

• D1-best 264 pass att. without an INT ... 1 of 2 D1 QBs with 19+ pass TDs, 1 or fewer INTs (Bo Nix) ... T-1st in AAC with 19 pass TD ... 411 yds, 5 TD vs. Memphis

2023 SEASON GAME HIGHS

Comp.: 35 (at Tulane)
 Att.: 51 (at Tulane)
 Pass. Yds: 411 (vs. Memphis)
 Pass TDs: 5 (vs. Memphis)
 Rush Yds: 49 (at FIU)
 Rush TD: 1 (3x, last at Navy)



5

AYO ADEYI

JR • RB • 5-7 • 192

Mansfield, TX

Harding

CAREER GAME HIGHS

Rushes: 19 (at LA Tech, 2023)
 Rush. Yds: 148 (at LA Tech, 2023)
 Rush. TDs: 2 (2x, last at LA Tech, 2023)
 Long Rush.: 92 (vs. LA Tech, 2022)

100 yd Games: 6 (last vs. Memphis, 2023)
 • 14th in UNT history at 1,914 rush yds. ... leads AAC at 7.5 YPC, 4th at 76.4 YPG ... 104 yds. vs. Memphis ... 125 yds., 1 TD at Navy ... 148 yds., 2 TD at LA Tech

2023 SEASON GAME HIGHS

Rushes: 19 (at LA Tech)
 Rush. Yds: 148 (at LA Tech)
 Rush. TDs: 2 (at LA Tech)
 Long Rush.: 47 (at Navy)
 100 yd Games: 4 (last vs. Memphis)



7

TREY CLEVELAND

JR • WR • 6-1 • 193

Arlington, TX

Texas Tech

CAREER GAME HIGHS


Rec.: 9 (at Oklahoma State, 2022)
 Rec. Yds: 100 (at OSU, 2022)
 Rec. TDs: 1 (3x, last at FIU, 2023)
 Long Rec.: 58 (at Kansas State, 2022)
 100 yd games: 1 (at OSU, 2022)


• Transfer from Texas Tech ... made UNT debut vs. Cal ... 3 rec., 51 yds., 1st UNT TD at FIU ... season-long 32 yd. catch at LA Tech ... 1 rec., 27 yds. vs. Memphis

2023 SEASON GAME HIGHS


Rec.: 3 (3x, last vs. Temple)
 Rec. Yds: 51 (at FIU)
 Rec. TDs: 1 (at FIU)
 Long Rec.: 32 (at LA Tech)
 100 yd games: --


BROADCAST BIOS - OFFENSE


	8	<u>DAMON WARD JR.</u>	CAREER GAME HIGHS	2023 SEASON GAME HIGHS
		JR • WR • 5-11 • 210 Beaumont, TX West Brook HS	Rec.: 8 (vs. Memphis, 2023) Rec. Yds: 120 (vs. Memphis, 2023) Rec. TDs: 2 (vs. ACU, 2023) Long Rec.: 77 (at Mizzou, 2021) 100 yd games: 2 (vs. Memphis, 2023) • Passed 1,000 career rec. yds. vs. Memphis with 8 rec., 120 yds. ... 6 rec., 120 yds. at Tulane ... 1st multi-TD game vs. ACU ... 4 rec., 85 yds., TD at FIU	Rec.: 8 (vs. Memphis) Rec. Yds: 120 (vs. Memphis) Rec. TDs: 2 (vs. ACU) Long Rec.: 59 (at FIU) 100 yd games: 1 (vs. Memphis)


	9	<u>JA'MORI MACLIN</u>	CAREER GAME HIGHS	2023 SEASON GAME HIGHS
		SO • WR • 5-11 • 183 Kirkwood, MO Missouri	Rec.: 8 (at Tulane, 2023) Rec. Yds: 163 (vs. Temple, 2023) Rec. TDs: 2 (3x, last vs. Memphis, 2023) Long Rec.: 80 (vs. ACU, 2023) 100 yd games: 3 (last vs. Temple, 2023) • Leads FBS with 11 rec. TD ... TD in 8 consecutive games ... 2nd in AAC with 703 yds., 89.9 YPG ... 45 yds., 2 TD vs. Memphis ... 163 yds., 2 TD vs. Temple	Rec.: 8 (at Tulane) Rec. Yds: 163 (vs. Temple) Rec. TDs: 2 (3x, last vs. Memphis) Long Rec.: 80 (vs. ACU) 100 yd games: 3 (last vs. Temple)

	15	<u>JORDAN SMART</u>	CAREER GAME HIGHS	2023 SEASON GAME HIGHS
		JR • WR • 5-10 • 185 Round Rock, TX UT Permian Basin	Rec.: 8 (at Midwestern St., 2021) Rec. Yds: 156 (at Midwestern St., 2021) Rec. TDs: 2 (3x, last at MSU, 2021) Long Rec.: 69 (at Midwestern St., 2021) 100 yd games: 2 (last at Okla. Baptist, 2021) • Played in 19 games with 3 starts at UNT ... UNT CAREER: 38 rec., 473 yds., 1 TD ... recorded at least 1 rec. in each game this season ... 2 rec., 20 yds. vs. Memphis	Rec.: 4 (at Tulane) Rec. Yds: 52 (at Navy) Rec. TDs: -- Long Rec.: 25 (at Navy) 100 yd games: --

	22	<u>LANDON SIDES</u>	CAREER GAME HIGHS	2023 SEASON GAME HIGHS
		FR • WR • 5-11 • 179 Denton, TX Guyer HS	Rec.: 5 (vs. ACU, 2023) Rec. Yds: 61 (vs. ACU, 2023) Rec. TDs: 1 (at Tulane, 2023) Long Rec.: 39 (vs. ACU, 2023) 100 yd games: -- • Prepped at Guyer HS ... 3 rec., 26 yds. vs. Memphis ... 1st TD at Tulane ... 5 rec., 61 yds. in 1st start vs. ACU, most S-G rec. by true freshman since 2020	Rec.: 5 (vs. ACU) Rec. Yds: 61 (vs. ACU) Rec. TDs: 1 (at Tulane) Long Rec.: 39 (vs. ACU) 100 yd games: --

	27	<u>OSCAR ADAWAY</u>	CAREER GAME HIGHS	2023 SEASON GAME HIGHS
		JR • RB • 5-10 • 219 N. Little Rock, AR N. Little Rock HS	Rushes: 26 (vs. App State, 2020) Rush. Yds: 118 (vs. HBU, 2020) Rush. TDs: 2 (2x, last vs. TSU, 2022) Long Rush.: 67 (vs. Memphis, 2023) 100 yd Games: 5 (last vs. LA Tech, 2022) • 22nd in UNT history with 1,544 rush yds. ... career long 67-yard rush vs. Memphis ... TD at Tulane ... 7 rushes, 94 yds., TD vs. Temple ... 57 rush yds., TD at FIU	Rushes: 13 (at LA Tech) Rush. Yds: 94 (vs. Temple) Rush. TDs: 1 (3x, last at Tulane) Long Rush.: 67 (vs. Memphis) 100 yd Games: --

	84	<u>CHRISTIAN LEE</u>	CAREER GAME HIGHS	2023 SEASON GAME HIGHS
		JR • TE • 6-3 • 221 Friendswood, TX Friendswood HS	Rec.: 1 (3x, last vs. Memphis, 2023) Rec. Yds: 34 (at Navy, 2023) Rec. TDs: -- Long Rec.: 34 (at Navy, 2023) 100 yd games: -- • Played in 28 games, 2 starts ... 1st career reception at Navy with 34 yds. ... made 1st career start at LA Tech ... 3 kick return attempts for 14 yds. in 2022	Rec.: 1 (3x, last vs. Memphis) Rec. Yds: 34 (at Navy) Rec. TDs: -- Long Rec.: 34 (at Navy) 100 yd games: --

	88	<u>XZAVIOR KAUTAI</u>	CAREER GAME HIGHS	2023 SEASON GAME HIGHS
		SO • TE • 6-0 • 235 Eules, TX Trinity HS	Rec.: 3 (vs. ACU, 2023) Rec. Yds: 12 (vs. California, 2023) Rec. TDs: 1 (vs. California, 2023) Long Rec.: 12 (vs. California, 2023) 100 yd games: -- • Played in 20 games with 4 starts ... caught his first career TD on his first career reception in his first career start vs. Cal ... career-high 3 receptions vs. ACU	Rec.: 3 (vs. ACU) Rec. Yds: 12 (vs. California) Rec. TDs: 1 (vs. California) Long Rec.: 12 (vs. California) 100 yd games: --

BROADCAST BIOS - DEFENSE

	0	<u>PHIL HILL</u>	CAREER GAME HIGHS	2023 SEASON GAME HIGHS
		JR • DB • 6-0 • 198	Tackles: 9 (vs. Eastern Washington, 2021) TFLS: 1.5 (vs. Memphis, 2023) INT: 1 (5x, last at Tulane, 2023) Sacks: 1 (vs. Eastern Washington, 2021) PBU: 1 (3x, last at FIU, 2023) • Transfer from UNLV ... 5 starts in 8 games at UNT ... 5 tackles, 1.5 TFL vs. Memphis ... INT at Tulane ... 6 tackles, INT, FR, PBU at FIU ... 5 tackles, 0.5 TFL, PBU vs. Cal	Tackles: 6 (at FIU) TFLS: 1.5 (vs. Memphis) INT: 1 (2x, last at Tulane) Sacks: -- PBU: 1 (2x, last at FIU)
		Spring, TX		
		UNLV		

	1	<u>LOGAN WILSON</u>	CAREER GAME HIGHS	2023 SEASON GAME HIGHS
		JR • DB • 5-10 • 170	Tackles: 9 (2x, last at FIU, 2023) TFLS: -- INT: 1 (2x, last vs. FIU, 2022) FR: 1 (3x, last at Tulane, 2023) PBU: 2 (2x, last at WKU, 2022) • Played in 22 games, 17 starts at UNT ... 3 tackles, 1 FR, 1 PBU at Tulane ... 8 tackles at Navy and LA Tech ... 9 tackles (7 solo) at FIU ... 6 tackles, 1 FR vs. Cal	Tackles: 9 (at FIU) TFLS: -- INT: -- FR: 1 (2x, last at Tulane) PBU: 1 (2x, last at Tulane)
		Dallas, TX		
		ULM		

	5	<u>RIDGE TEXADA</u>	CAREER GAME HIGHS	2023 SEASON GAME HIGHS
		JR • DB • 5-8 • 181	Tackles: 7 (at Rice, 2021) TFLS: 1.0 (5x, last vs. Temple, 2023) INT: 2 (vs. FAU, 2022) Sacks: -- PBU: 4 (vs. FAU, 2022) • 25 PDF (INT+PBU), T-6th in UNT history ... PBU vs. Memphis, at Tulane ... season-high 6 tackles, 1.0 TFL, INT vs. Temple ... 4 tackles, 1.0 TFL, PBU vs. Cal	Tackles: 6 (vs. Temple) TFLS: 1.0 (2x, last vs. Temple) INT: 1 (vs. Temple) Sacks: -- PBU: 1 (4x, last vs. Memphis)
		Frisco, TX		
		McNeese		


	6	<u>LORONZO THOMPSON</u>	CAREER GAME HIGHS	2023 SEASON GAME HIGHS
		JR • DB • 5-11 • 169	Tackles: 5 (vs. LA Tech, 2020) TFLS: 0.5 (vs. LA Tech, 2020) INT: -- FF: 1 (vs. UTSA, 2021) PBU: 1 (3x, last vs. Temple, 2023) • Played in 41 games, 8 starts ... CAREER: 44 tackles, 0.5 TFL, 1 FF, 3 PBD ... 4 tackles, 1 PBU vs. ACU ... 4 tackles (3 solo) at LA Tech ... 3 tackles vs. FIU, Cal	Tackles: 4 (2x, last vs. ACU) TFLS: -- INT: -- FF: -- PBU: 1 (2x, last vs. Temple)
		Friendswood, TX		
		Clear Brook HS		


	8	<u>JOHN DAVIS</u>	CAREER GAME HIGHS	2023 SEASON GAME HIGHS
		SR • DB • 6-0 • 187	Tackles: 7 (at UTSA, 2020) TFLS: 0.5 (vs. App State, 2020) INT: 1 (2x, last vs. California, 2023) Sacks: -- PBU: 2 (at UTSA, 2020) • Played in 28 games, 20 starts at UNT ... UNT CAREER: 57 tackles, 2 INT, 13 PBU, 0.5 TFL ... 2 tackles vs. Memphis, Temple ... 4 tackles, 1 INT, 1 PBU vs. Cal	Tackles: 4 (vs. California) TFLS: -- INT: 1 (vs. California) Sacks: -- PBU: 1 (3x, last at Tulane)
		Eules, TX		
		Texas Tech		


	10	<u>RODERICK BROWN</u>	CAREER GAME HIGHS	2023 SEASON GAME HIGHS
		JR • DL • 5-11 • 303	Tackles: 8 (at UTSA, 2022) TFLS: 2.5 (vs. LA Tech, 2022) Sacks: 2.5 (vs. LA Tech, 2022) FF: 1 (2x, last at So Miss, 2021) QBH: 3 (at LA Tech, 2023) • Played in 33 games, 22 starts ... 5 tackles, 0.5 TFL vs. Memphis ... 6 tackles at Tulane ... 1.0 TFL vs. Temple, at Navy, vs. ACU ... career-high 3 QBH at LA Tech	Tackles: 6 (at Tulane) TFLS: 1.0 (3x, last vs. Temple) Sacks: -- FF: -- QBH: 3 (at LA Tech)
		Forney, TX		
		North Forney HS		

	11	<u>PATRICK SMITH</u>	CAREER GAME HIGHS	2023 SEASON GAME HIGHS
		R-FR • DB • 5-9 • 184	Tackles: 9 (at Tulane, 2023) TFLS: -- INT: -- FF: 1 (at Tulane, 2023) PBU: 1 (at FIU, 2023) • Leads AAC freshmen at 5.5 TPG ... 5 tackles vs. Memphis ... 9 tackles (6 solo), FF at Tulane ... 7 tackles vs. Temple, at LA Tech, vs. Cal ... 6 tackles, PBU at FIU	Tackles: 9 (at Tulane) TFLS: -- INT: -- FF: 1 (at Tulane) PBU: 1 (at FIU)
		Sugar Land, TX		
		Clements HS		

BROADCAST BIOS - DEFENSE


	19	<u>JORDAN BROWN</u>	CAREER GAME HIGHS	2023 SEASON GAME HIGHS
		JR • LB • 6-1 • 228 Huntsville, TX Huntsville HS	Tackles: 15 (at Tulane, 2023) TFLS: 2.0 (at Memphis, 2022) FF: 1 (vs. Northwestern State, 2021) Sacks: 1.0 (2x, last at Memphis, 2022) QBH: 1 (5x, last vs. Temple, 2023) • 2nd in AAC at 8.3 TPG ... double-digit tackles in past 4 games ... 10 tackles, 0.5 sacks, vs. Memphis, Temple ... 15 tackles, 1.5 TFL at Tulane ... 12 tackles at Navy	Tackles: 15 (at Tulane) TFLS: 1.5 (at Tulane) FF: -- Sacks: 0.5 (vs. Temple) QBH: 1 (3x, last vs. Temple)


	21	<u>KEVIN WOOD</u>	CAREER GAME HIGHS	2023 SEASON GAME HIGHS
		SR • LB • 5-10 • 213 Converse, TX Judson HS	Tackles: 13 (vs. SMU, 2020) TFLS: 1.5 (2x, last vs. California, 2023) INT: 1 (4x, last vs. FIU, 2022) Sacks: 1.0 (3x, last vs. ACU, 2023) QBH: 1 (7x, last vs. Temple, 2023) • Played in 50 games, 21 starts ... 7 tackles, QBH vs. Temple ... 6 tackles, 1.0 TFL at Navy ... 5 tackles, 1.0 sack vs. ACU ... 6 tackles, 1.5 TFL, 1.0 sack, FF vs. Cal	Tackles: 9 (at LA Tech) TFLS: 1.5 (vs. California) INT: -- Sacks: 1.0 (2x, last vs. ACU) QBH: 1 (vs. Temple)

	32	<u>ETHAN WESLOSKI</u>	CAREER GAME HIGHS	2023 SEASON GAME HIGHS
		R-FR • LB • 6-1 • 229 McKinney, TX Boyd HS	Tackles: 9 (vs. Memphis, 2023) TFLS: 2.0 (vs. California, 2023) FF: 1 (at FIU, 2023) Sacks: 1.0 (at FIU, 2023) QBH: 1 (2x, last vs. Memphis, 2023) • 2nd for AAC freshmen at 5.4 TPG ... 9 tackles, 0.5 sacks, 1.5 TFL vs. Memphis ... 8 tackles at Navy ... 1.0 sack, FF at FIU ... 7 tackles, 2.0 TFL in first start vs. Cal	Tackles: 9 (vs. Memphis) TFLS: 2.0 (vs. California) FF: 1 (at FIU) Sacks: 1.0 (at FIU) QBH: 1 (2x, last vs. Memphis)

	36	<u>JAYLEN SMITH</u>	CAREER GAME HIGHS	2023 SEASON GAME HIGHS
		JR • LB • 5-11 • 214 Hamilton, Ontario St. Thomas More School	Tackles: 9 (vs. California, 2023) TFLS: 1.5 (vs. California, 2023) FF: 1 (vs. California, 2023) INT: 1 (at FIU, 2023) QBH: 1 (vs. California, 2023) • Played 35 games with 3 starts ... 3 tackles vs. Memphis, ACU ... 3 tackles, INT, 1.0 TFL at FIU ... 9 tackles (6 solo), 1.5 TFL, FF, QBH in 1st career start vs. Cal	Tackles: 9 (vs. California) TFLS: 1.5 (vs. California) FF: 1 (vs. California) INT: 1 (at FIU) QBH: 1 (vs. California)

	44	<u>MAZIN RICHARDS</u>	CAREER GAME HIGHS	2023 SEASON GAME HIGHS
		SR • DL • 6-1 • 240 Burleson, TX Eastern New Mexico	Tackles: 11 (at UTSA, 2022) TFLS: 4.0 (vs. Lincoln [CA], 2021) INT: 1 (vs. TAMU-Kingsville, 2019) Sacks: 4.0 (vs. Lincoln [CA], 2021) QBH: 3 (vs. Southern Arkansas, 2019) • Started 34 consecutive games, 22 at UNT ... 2.0 TFL vs. Memphis ... 6 tackles, 1.0 TFL at Tulane, Navy ... 1.0 sack, 2 QBH vs. ACU ... 5 tackles, 3.0 TFL, 1.0 sack at LA Tech	Tackles: 6 (2x, last at Tulane) TFLS: 3.0 (at LA Tech) INT: -- Sacks: 1.0 (2x, last vs. ACU) QBH: 2 (2x, last vs. Temple)

	51	<u>FATAFEHI VAILEA</u>	CAREER GAME HIGHS	2023 SEASON GAME HIGHS
		SO • DL • 6-1 • 282 Oakland, CA Desert Pines (NV) HS	Tackles: 7 (at Navy, 2023) TFLS: 1.0 (at UTEP, 2022) Sacks: 0.5 (2x, last at Navy, 2022) FF: 1 (at UTEP, 2022) QBH: 1 (at UTEP, 2022) • Played in 22 games, 18 starts ... CAREER: 62 tackles, 2.0 TFL, 1.0 sacks, 1 FF ... 4 tackles at Tulane ... 1st career PBU vs. Temple ... 7 tackles, 0.5 sacks at Navy	Tackles: 7 (at Navy) TFLS: 0.5 (at Navy) Sacks: 0.5 (at Navy) FF: -- QBH: --

	96	<u>VIC ALOBWE</u>	CAREER GAME HIGHS	2023 SEASON GAME HIGHS
		JR • DL • 6-5 • 266 Stone Mountain, GA UMass	Tackles: 7 (at Georgia Southern, 2020) TFLS: 1.5 (at New Mexico State, 2021) FR: -- Sacks: 0.5 (at Liberty, 2021) PBU: 1 (vs. Stony Brook, 2022) • Transfer from UMass ... 8 games played, 2 starts at UNT ... CAREER: 62 tackles, 3.0 TFL, 1.0 sack, 1 FR, 1 PBU ... 4 tackles, 2 solo at Navy ... UNT debut vs. Cal	Tackles: 4 (at Navy) TFLS: -- FR: -- Sacks: -- PBU: --

BROADCAST BIOS - SPECIALISTS



1

KAYLON HORTON

SR • KR • 5-9 • 173

Houston, TX

Tarleton State

CAREER GAME HIGHS

Kick Ret. Yds: 149 (vs. Utah Tech, 2021)
 Kick Ret.: 7 (at FIU, 2023)
 Long Kick Ret.: 99 (at UNLV, 2022)
 Punt Ret. Yds.: 85 (vs. N.E. St., 2021)
 Punt Ret.: 4 (2x, last vs. Ft. Lewis, 2021)
 Long Punt Ret.: 59 (vs. N.E. St., 2021)

2023 SEASON GAME HIGHS

Kick Ret. Yds: 148 (at FIU)
 Kick Ret.: 7 (at FIU)
 Long Kick Ret.: 31 (vs. California)
 Punt Ret. Yds.: --
 Punt Ret.: --
 Long Punt Ret.: --

• 4th in UNT history with 1,046 career KR yds., 114 yds. shy of 3rd ... set career high with 7 KR att. at FIU ... CAREER: 44 KR att., 1,046 yds. (23.8 AVG/Ret.), 1 TD



2

RODERIC BURNS

SR • PR • 5-9 • 190

Houston, TX

Lamar HS

CAREER GAME HIGHS

Kick Ret. Yds: 19 (vs. Miami (OH), 2021)
 Kick Ret.: 1 (vs. Miami (OH), 2021)
 Long Kick Ret.: 19 (vs. Miami (OH), 2021)
 Punt Ret. Yds.: 26 (vs. TX Southern, 2022)
 Punt Ret.: 3 (vs. Texas Southern, 2022)
 Long Punt Ret.: 20 (vs. Liberty, 2021)

2023 SEASON GAME HIGHS

Kick Ret. Yds: --
 Kick Ret.: --
 Long Kick Ret.: --
 Punt Ret. Yds.: 19 (at LA Tech)
 Punt Ret.: 2 (at LA Tech)
 Long Punt Ret.: 15 (at LA Tech)

• CAREER: 27 punt return att., 139 yds. (5.1 AVG/Ret.), 1 kick return att., 19 yds. ... season-high 2 punt returns, 19 yards at LA Tech ... 1 return, 5 yards vs. ACU



29

ADAM JACKLIN

FR • P • 5-11 • 195

Melbourne, Australia

Whitefrairs College

CAREER GAME HIGHS

Punts: 5 (vs. California, 2023)
 Long Punt: 52 (vs. ACU)
 Inside 20: --
 50+ yards: 1 (vs. ACU)

2023 SEASON GAME HIGHS

Punts: 5 (vs. California)
 Long Punt: 52 (vs. ACU)
 Inside 20: --
 50+ yards: 1 (vs. ACU)

• Graduated HS in 2019 ... grew up playing Aussie Rules Football ... 5 att., 199 yards in UNT debut vs. Cal ... set career-long punt of 52 yards vs. ACU



41

SAWYER EVANS

JR • P • 6-3 • 203

Arlington, TX

Texas Southern

CAREER GAME HIGHS

Punts: 8 (at Jackson State, 2021)
 Long Punt: 64 (at LA Tech, 2023)
 Inside 20: 3 (vs. Southern, 2021)
 50+ yards: 2 (2x, last at Navy, 2023)

2023 SEASON GAME HIGHS

Punts: 3 (vs. ACU)
 Long Punt: 64 (at LA Tech)
 Inside 20: 1 (4x, last vs. Temple)
 50+ yards: 2 (2x, last at Navy)

• Transfer from TSU ... leads AAC with 44.0 net punt avg. ... career long 64-yard punt, two 50+ kicks at LA Tech ... 2 punts, 107 yds., two 50+ kicks at Navy



99

NOAH RAUSCHENBERG

SR • K • 6-0 • 198

Tulsa, OK

Baylor

CAREER GAME HIGHS

FG's Made: 4 (at LA Tech, 2023)
 FG's Att.: 4 (at LA Tech, 2023)
 Long FG: 49 (at FIU, 2023)
 PAT Made: 6 (2x, last vs. Temple, 2023)
 PAT Att.: 6 (2x, last vs. Temple, 2023)

2023 SEASON GAME HIGHS

FG's Made: 4 (at LA Tech)
 FG's Att.: 4 (at LA Tech)
 Long FG: 49 (at FIU)
 PAT Made: 6 (2x, last vs. Temple)
 PAT Att.: 6 (2x, last vs. Temple)

• Baylor transfer ... leads AAC in scoring with 56 points (8.0 PPG) and 9 FGM ... 4 FGM, 4-for-4 PAT and GW FG at LA Tech ... 6-for-6 PAT, 1-for-1 FG vs. Temple

NORTH TEXAS FOOTBALL 2023

OVERALL: 3-5 (HOME 2-2, ROAD 1-3, NEUTRAL 0-0) | AAC: 1-3 (HOME 1-1, ROAD 0-2, NEUTRAL 0-0)

Team Results

Date	Opponent		Score	Att.
09/02/2023	California	L	21-58	21350
09/09/2023	at FIU	L	39-46	15760
09/16/2023	at Louisiana Tech	W	40-37	17434
09/30/2023	Abilene Christian	W	45-31	21494
* 10/07/2023	at Navy	L	24-27	28648
* 10/14/2023	Temple	W	45-14	13678
* 10/21/2023	at Tulane	L	28-35	30000
* 10/28/2023	Memphis	L	42-45	18062

Game Records

Record	Overall	Home	Away	Neutral
ALL GAMES	3-5	2-2	1-3	0-0
CONFERENCE	1-3	1-1	0-2	0-0
NON-CONFERENCE	2-2	1-1	1-1	0-0

Rushing

Player	gp	att	gain	loss	net	avg	td	lg	avg/g
Ayo Adeyi	8	81	622	11	611	7.5	4	47	76.4
Oscar Adaway III	8	66	359	12	347	5.3	3	67	43.4
Isaiah Johnson	7	37	234	5	229	6.2	3	28	32.7
Chandler Rogers	8	64	264	140	124	1.9	3	75	15.5
Stone Earle	4	16	101	31	70	4.4	0	34	17.5
Ikaika Ragsdale	2	9	37	3	34	3.8	0	17	17.0
Kaylon Horton	8	4	20	0	20	5.0	0	11	2.5
Landon Sides	7	2	15	0	15	7.5	0	8	2.1
Team	8	3	0	15	-15	-5.0	0	0	-1.9
Total	8	282	1652	217	1435	5.1	13	75	179.4
Opponents	8	361	2135	80	2055	5.7	24	66	256.9

Passing

Player	gp	effic	comp-att-int	pct	yds	td	lg	avg/g
Chandler Rogers	8	155.5	175-269-1	65.1	2173	19	80	271.6
Stone Earle	4	125.5	22-40-4	55.0	274	4	59	68.5
Team	8	0.0	0-1-0	0.0	0	0	0	0.0
Total	8	151.1	197-310-5	63.5	2447	23	80	305.9
Opponents	8	141.1	134-223-8	60.1	1751	15	63	218.9

Receiving

Player	gp	no.	yds	avg	td	lg	avg/g
Ja'Mori Maclin	8	39	703	18.0	11	80	87.9
Roderic Burns	8	36	431	12.0	4	42	53.9
Damon Ward	8	27	370	13.7	4	59	46.3
Jordan Smart	8	17	142	8.4	0	25	17.8
Trey Cleveland	8	16	239	14.9	1	32	29.9
Landon Sides	7	16	146	9.1	1	39	20.9
Blair Conwright	8	12	172	14.3	0	43	21.5
Isaiah Johnson	7	9	36	4.0	0	15	5.1
Oscar Adaway III	8	8	62	7.8	0	15	7.8
Xzavior Kautai	8	6	40	6.7	1	12	5.0
Kaylon Horton	8	5	46	9.2	1	13	5.8
Christian Lee	8	3	33	11.0	0	34	4.1
Ayo Adeyi	8	3	27	9.0	0	15	3.4
Total	8	197	2447	12.4	23	80	305.9
Opponents	8	134	1751	13.1	15	63	218.9

Team Statistics

	UNT	OPP
First Downs	196	185
Rushing	81	99
Passing	107	78
Penalty	8	8
Rushing Yardage	1435	2055
Rushing attempts	282	361
Average per rush	5.1	5.7
Average per game	179.4	256.9
TDs Rushing	13	24
Passing Yardage	2447	1751
Comp-Att-Int	197-310-5	134-223-8
Average per pass	7.9	7.9
Average per catch	12.4	13.1
Average per game	305.9	218.9
TDs Passing	23	15
Total offense	3882	3806
Average per play	6.6	6.5
Average per game	485.3	475.8
Kick returns: #-Yards	26-476	4-39
Punt returns: #-Yards	7-22	2-2
Int returns: #-Yards	8-50	5-85
Fumbles-Lost	14-6	7-4
Penalties-Yards	32-325	40-300
Punts-Avg	24-42.3	30-43.0
Time of possession / game	28:26	31:13
3rd-down conversion	46/110	51/113
4rd-down conversion	12/23	12/21
PAT-attempts	(33-33) 100%	(34-36) 94%
2-point conversion-attempts	(1-3) 33%	(2-4) 50%

Interceptions

Player	no.	yds	avg	td	lg
Phil Hill	2	0	0.0	0	0
John Davis	1	37	37.0	0	37
Nick Nakwaasah	1	2	2.0	0	2
Carson Kropp	1	11	11.0	0	11
Ridge Texada	1	0	0.0	0	0
Jaylen Smith	1	0	0.0	0	0
Evan Jackson	1	0	0.0	0	0
Total	8	50	6.3	0	37
Opponents	5	85	17.0	1	40

NORTH TEXAS FOOTBALL 2023

OVERALL: 3-5 (HOME 2-2, ROAD 1-3, NEUTRAL 0-0) | AAC: 1-3 (HOME 1-1, ROAD 0-2, NEUTRAL 0-0)



2023-24 North Texas Football Combined Team Statistics All games

Page 2/3
as of Oct 30, 2023

Field Goals

Player	fg	pct.	01-19	20-29	30-39	40-49	50-99	lg	blk
Noah Rauschenberg	11-13	84.6	0-0	4-4	3-3	4-5	0-1	49	0
Opponents	5-7	71.4	0-0	1-1	3-4	0-1	1-1	54	0

Scoring

Player	td	fg	PAT						pts
			kick	rush	rcv	pass	dxp	saf	
Ja'Mori Maclin	11	-	-	-	1	-	-	-	68
Noah Rauschenberg	-	11-13	33-33	-	-	-	-	-	66
Roderic Burns	4	-	-	-	-	-	-	-	24
Damon Ward	4	-	-	-	-	-	-	-	24
Ayo Adeyi	4	-	-	-	-	-	-	-	24
Oscar Adaway III	3	-	-	-	-	-	-	-	18
Isaiah Johnson	3	-	-	-	-	-	-	-	18
Chandler Rogers	3	-	-	-	-	1	-	-	18
Trey Cleveland	1	-	-	-	-	-	-	-	6
Kaylon Horton	1	-	-	-	-	-	-	-	6
Xzavior Kautai	1	-	-	-	-	-	-	-	6
Landon Sides	1	-	-	-	-	-	-	-	6
Total	36	11-13	33-33	0	1	1	0	0	284
Opponents	40	5-7	34-36	1	1	1	0	0	293

Score by Periods

Team	1st	2nd	3rd	4th	OT	TOT
North Texas	75	64	67	78	0	284
Opponents	56	104	57	76	0	293

Punting

Player	no.	yds	avg	lg	tb	fc	i20	50+	blk
Sawyer Evans	15	667	44.5	64	0	6	5	4	0
Adam Jacklin	9	348	38.7	52	1	3	0	1	0
Total	24	1015	42.3	64	1	9	5	5	0
Opponents	30	1290	43.0	57	5	12	11	8	0

Punt Returns

Player	no.	yds	avg	td	lg
Roderic Burns	7	22	3.1	0	15
Total	7	22	3.1	0	15
Opponents	2	2	1.0	0	2

Kick Returns

Player	no.	yds	avg	td	lg
Kaylon Horton	22	451	20.5	0	31
Phil Hill	1	4	4.0	0	4
Damon Ward	1	21	21.0	0	21
Xzavior Kautai	1	0	0.0	0	0
West Wilson	1	0	0.0	0	0
Total	26	476	18.3	0	31
Opponents	4	39	9.8	0	22

All Purpose

Player	g	rush	rcv	pr	kr	ir	total	avg/g
Ja'Mori Maclin	8	0	703	0	0	0	703	87.9
Ayo Adeyi	8	611	27	0	0	0	638	79.8
Kaylon Horton	8	20	46	0	451	0	517	64.6
Roderic Burns	8	0	431	22	0	0	453	56.6
Oscar Adaway III	8	347	62	0	0	0	409	51.1
Damon Ward	8	0	370	0	21	0	391	48.9
Isaiah Johnson	7	229	36	0	0	0	265	37.9
Trey Cleveland	8	0	239	0	0	0	239	29.9
Blair Conwright	8	0	172	0	0	0	172	21.5
Landon Sides	7	15	146	0	0	0	161	23.0
Jordan Smart	8	0	142	0	0	0	142	17.8
Chandler Rogers	8	124	0	0	0	0	124	15.5
Stone Earle	4	70	0	0	0	0	70	17.5
Xzavior Kautai	8	0	40	0	0	0	40	5.0
John Davis	8	0	0	0	0	37	37	4.6
Ikaika Ragsdale	2	34	0	0	0	0	34	17.0
Christian Lee	8	0	33	0	0	0	33	4.1
Carson Kropp	8	0	0	0	0	11	11	1.4
Phil Hill	8	0	0	0	4	0	4	0.5
Nick Nakwaasah	6	0	0	0	0	2	2	0.3
Total	8	1435	2447	22	476	50	4430	553.8
Opponents	8	2055	1751	2	39	85	3932	491.5

Total Offense

Player	g	plays	rush	pass	total	avg/g
Chandler Rogers	8	333	124	2173	2297	287.1
Ayo Adeyi	8	81	611	0	611	76.4
Oscar Adaway III	8	66	347	0	347	43.4
Stone Earle	4	56	70	274	344	86.0
Isaiah Johnson	7	37	229	0	229	32.7
Ikaika Ragsdale	2	9	34	0	34	17.0
Kaylon Horton	8	4	20	0	20	2.5
Landon Sides	7	2	15	0	15	2.1
Total	8	592	1435	2447	3882	485.3
Opponents	8	584	2055	1751	3806	475.8

NORTH TEXAS FOOTBALL 2023

OVERALL: 3-5 (HOME 2-2, ROAD 1-3, NEUTRAL 0-0) | AAC: 1-3 (HOME 1-1, ROAD 0-2, NEUTRAL 0-0)



2023-24 North Texas Football Overall Defense Statistics All games

Page 1/1
as of Oct 30, 2023

Team Defense

##	Player	gp	Tackles				Sacks	Pass defense			Fumbles		blkd	
			ua	a	tot	tfl/yds		no-yds	int-yds	brup	qbh	fr-yds	ff	kick
19	Jordan Brown	8	36	30	66	2.5-6	1-4	.	.	3
1	Logan Wilson	8	29	17	46	.	.	.	2	.	2-0	.	.	.
11	Patrick Smith	8	26	18	44	.	.	.	1	.	.	1	.	.
32	Ethan Wesloski	8	24	19	43	5-14	2-7	.	.	2	.	1	.	.
21	Kevin Wood	8	16	23	39	3.5-15	2-8	.	2	1	.	1	.	.
44	Mazin Richards	8	22	10	32	7-16	2-9	.	.	8
10	Roderick Brown	8	14	15	29	3.5-6	.	.	.	6	.	.	1	.
0	Phil Hill	8	16	13	29	2-2	.	2-0	2	.	1-0	.	.	.
36	Jaylen Smith	8	16	7	23	1.5-2	.	1-0	1	1	.	1	.	.
5	Ridge Texada	8	17	4	21	2-3	.	1-0	4	1
15	Carson Kropp	8	11	8	19	1.5-2	0.5-0	1-11	.	1
6	Loronzo Thompson	8	14	5	19	.	.	.	2
23	Bryce Linder	8	11	7	18	1-1	.	.	1
51	Fatafehi Vailea	8	7	11	18	0.5-1	0.5-1	.	1
7	Nick Nakwaasah	6	8	6	14	.	.	1-2
27	Harold West	4	8	5	13	.	.	.	1
94	Marcus Moore	7	8	4	12	1	.	1	.	.
96	Vic Alobwede	8	7	3	10	2
8	John Davis	8	6	4	10	.	.	1-37	3
16	Evan Jackson	8	7	2	9	.	.	1-0	2
14	Jayven Anderson	6	7	2	9
95	Kortlin Rausaw	6	3	3	6	1-2	1-2
90	Kaghen Roach	6	1	2	3
24	Chavez Brown	6	1	.	1	1-2	1-2
46	Grady Brewer	4	.	1	1
34	C.J. Garnett	7	1	.	1
9	Enoch Jackson	4	.	1	1
18	Tarik Lockett	5	1	.	1	.	.	.	1
35	Chris Wright	4	.	1	1
0	Blair Conwright	8	1	.	1
38	Christian Traylor	3	1	.	1
23	Isaiah Johnson	7	.	1	1
81	Richard Rocquemore	4	1-0	.	.	.
45	Kadren Johnson	5	2
Totals		8	319	222	541	32-72	10-33	8-50	23	28	4-0	5	1	0
Opponents		8	341	166	507	48-203	22-143	5-85	39	19	6-0	11	0	0

NORTH TEXAS FOOTBALL 2023

OVERALL: 3-5 (HOME 2-2, ROAD 1-3, NEUTRAL 0-0) | AAC: 1-3 (HOME 1-1, ROAD 0-2, NEUTRAL 0-0)

Yds	Type	Player(s)	Opponent
80*	Pass	Maclin,Ja'Mori from Rogers,Chandler	Abilene Christian
75*	Rush	Rogers,Chandler	Navy
67	Rush	Adaway III,Osca	Memphis
64*	Pass	Maclin,Ja'Mori from Rogers,Chandler	Temple
59	Pass	Ward,Damon from Rogers,Chandler	FIU
59*	Pass	Maclin,Ja'Mori from Earle,Stone	California
58	Pass	Maclin,Ja'Mori from Earle,Stone	California
47*	Rush	Adeyi,Ayo	Navy
43*	Rush	Adaway III,Osca	Temple
43	Pass	Conwright,Blair from Rogers,Chandler	Tulane
42	Pass	Burns,Roderic from Rogers,Chandler	Tulane
42	Rush	Adeyi,Ayo	Abilene Christian
41*	Pass	Maclin,Ja'Mori from Rogers,Chandler	Temple
41*	Pass	Burns,Roderic from Rogers,Chandler	Memphis
39	Pass	Sides,Landon from Rogers,Chandler	Abilene Christian
39	Pass	Maclin,Ja'Mori from Rogers,Chandler	FIU
37	FR	Davis,John	California
36*	Pass	Maclin,Ja'Mori from Rogers,Chandler	Louisiana Tech
35*	Pass	Burns,Roderic from Rogers,Chandler	Memphis
35	Pass	Ward,Damon from Rogers,Chandler	Memphis
34	Pass	Ward,Damon from Rogers,Chandler	Memphis
34	Rush	Earle,Stone	FIU
34	Pass	Lee,Christian from Rogers,Chandler	Navy
32	Pass	Cleveland,Trey from Rogers,Chandler	Louisiana Tech
32	Pass	Ward,Damon from Rogers,Chandler	Louisiana Tech
31	Pass	Maclin,Ja'Mori from Rogers,Chandler	Temple
31	KR	Horton,Kaylon	California
30	Pass	Maclin,Ja'Mori from Rogers,Chandler	Abilene Christian
29	KR	Horton,Kaylon	Memphis
28	Rush	Adeyi,Ayo	Temple
28	Pass	Conwright,Blair from Rogers,Chandler	FIU
28	Rush	Johnson,Isaiah	Navy
27	Pass	Burns,Roderic from Rogers,Chandler	Louisiana Tech
27	KR	Horton,Kaylon	Navy
27	Pass	Cleveland,Trey from Rogers,Chandler	Memphis
26	KR	Horton,Kaylon	Abilene Christian
25	Rush	Adeyi,Ayo	Memphis
25	Rush	Earle,Stone	FIU
25*	Pass	Cleveland,Trey from Earle,Stone	FIU
25	Pass	Smart,Jordan from Rogers,Chandler	Navy
25	Rush	Adeyi,Ayo	Louisiana Tech
25	KR	Horton,Kaylon	California
24	KR	Horton,Kaylon	FIU
24	KR	Horton,Kaylon	FIU
24	KR	Horton,Kaylon	Memphis
24	Rush	Adeyi,Ayo	Memphis
23	KR	Horton,Kaylon	FIU
23*	Rush	Johnson,Isaiah	Temple
23	KR	Horton,Kaylon	Tulane
23	KR	Horton,Kaylon	Memphis
23*	Rush	Rogers,Chandler	FIU
23	Pass	Burns,Roderic from Rogers,Chandler	Louisiana Tech
22	Rush	Adeyi,Ayo	Memphis
22	Pass	Burns,Roderic from Rogers,Chandler	Louisiana Tech
22	Pass	Burns,Roderic from Rogers,Chandler	Louisiana Tech
21	Pass	Cleveland,Trey from Rogers,Chandler	Temple
21	KR	Ward,Damon	Temple
21	KR	Horton,Kaylon	FIU
21	KR	Horton,Kaylon	FIU
21	Rush	Adeyi,Ayo	Louisiana Tech
20	Rush	Johnson,Isaiah	Temple
20	Pass	Burns,Roderic from Rogers,Chandler	FIU
20	Pass	Conwright,Blair from Rogers,Chandler	Abilene Christian

* touchdown scored on play

Long Plays By Yards	No.	TD
100+	0	0
90-99	0	0
80-89	1	1
70-79	1	1
60-69	2	1
50-59	3	1
40-49	7	4
30-39	14	2
20-29	35	3

Long Plays By Type	No.	TD
Rushing	17	5
Passing	31	8
Punt returns	0	0
Kick returns	14	0
Interceptions	0	0
Fumble returns	1	0
Other	0	0
TOTAL	63	13

20-YARD PLUS BY PLAYER

Player	No.	TD	R	P	KR	PR	IR	FR
Horton,Kaylon	13	0	0	0	13	0	0	0
Maclin,Ja'Mori	9	5	0	9	0	0	0	0
Burns,Roderic	8	2	0	8	0	0	0	0
Adeyi,Ayo	8	1	8	0	0	0	0	0
Ward,Damon	5	0	0	4	1	0	0	0
Cleveland,Trey	4	1	0	4	0	0	0	0
Johnson,Isaiah	3	1	3	0	0	0	0	0
Conwright,Blair	3	0	0	3	0	0	0	0
Rogers,Chandler	2	2	2	0	0	0	0	0
Adaway III,Osca	2	1	2	0	0	0	0	0
Earle,Stone	2	0	2	0	0	0	0	0
Smart,Jordan	1	0	0	1	0	0	0	0
Lee,Christian	1	0	0	1	0	0	0	0
Davis,John	1	0	0	0	0	0	0	1
Sides,Landon	1	0	0	1	0	0	0	0
TOTAL	63	13	17	31	14	0	0	1

LONGEST PLAYS OF THE YEAR

Rushing

75 Rogers,Chandler vs Navy (10/7/2023)

Rushing Touchdown

75 Rogers,Chandler vs Navy (10/7/2023)

Passing

80 Maclin,Ja'Mori from Rogers,Chandler vs Abilene Christian (9/30/2023)

Passing Touchdown

80 Maclin,Ja'Mori from Rogers,Chandler vs Abilene Christian (9/30/2023)

Punt Return

15 Burns,Roderic vs Louisiana Tech (9/16/2023)

Kick Return

31 Horton,Kaylon vs California (9/2/2023)

Interception Return

2 Nakwaasah,Nick vs Temple (10/14/2023)

Fumble Return

37 Davis,John vs California (9/2/2023)

Punt

64 Evans,Sawyer vs Louisiana Tech (9/16/2023)

Field Goal

49 Rauschenberg,No vs FIU (9/9/2023)

NORTH TEXAS FOOTBALL 2023

OVERALL: 3-5 (HOME 2-2, ROAD 1-3, NEUTRAL 0-0) | AAC: 1-3 (HOME 1-1, ROAD 0-2, NEUTRAL 0-0)

UNT SCORING DRIVES

OPPONENT	PLAYS	YDS	DRIVE		QTR/	PLAY
			TIME	START		
California	5	75	1:49	1Q/12:53	1Q/11:04	Maclin 3 yd pass from Earle
California	5	75	1:31	1Q/01:04	2Q/14:33	Maclin 59 yd pass from Earle
California	3	24	1:04	2Q/02:51	2Q/01:47	Kautai 12 yd pass from Earle
FIU	13	74	4:04	1Q/14:54	1Q/10:50	Cleveland 25 yd pass from Earle
FIU	10	55	3:39	1Q/05:23	1Q/01:44	Rauschenberg 47 yd FG
FIU	7	75	2:38	2Q/06:50	2Q/04:12	Adaway III 9 yd rush
FIU	6	29	1:36	2Q/02:44	2Q/01:08	Rauschenberg 49 yd FG
FIU	6	71	1:57	3Q/11:23	3Q/09:26	Maclin 8 yd pass from Rogers
FIU	9	84	4:39	3Q/00:57	4Q/11:18	Ward 10 yd pass from Rogers
FIU	3	30	1:08	4Q/11:11	4Q/10:03	Rogers 23 yd rush
LA Tech	17	67	6:53	1Q/15:00	1Q/07:07	Rauschenberg 25 yd FG
LA Tech	10	72	3:48	1Q/07:11	1Q/03:23	Adeyi 13 yd rush
LA Tech	12	65	5:25	1Q/02:02	2Q/11:37	Rauschenberg 22 yd FG
LA Tech	7	26	2:13	2Q/04:09	2Q/01:56	Rauschenberg 48 yd FG
LA Tech	8	89	1:16	2Q/01:30	2Q/00:14	Ward 6 yd pass from Rogers
LA Tech	8	76	2:55	3Q/06:58	3Q/04:03	Adeyi 6 yd rush
LA Tech	11	75	4:32	4Q/14:55	4Q/10:23	Maclin 36 yd pass from Rogers
LA Tech	9	61	1:01	4Q/01:04	4Q/00:03	Rauschenberg 31 yd FG
ACU	3	80	0:47	1Q/13:08	1Q/12:21	Maclin 80 yd pass from Rogers
ACU	5	50	2:36	1Q/11:32	1Q/08:56	Rogers 1 yd rush
ACU	5	14	1:25	1Q/06:56	1Q/05:31	Rauschenberg 38 yd FG
ACU	10	65	3:45	1Q/03:57	1Q/00:12	Ward 17 yd pass from Rogers
ACU	7	77	3:06	2Q/14:42	2Q/11:36	Johnson 11 yd rush
ACU	14	75	4:46	3Q/15:00	3Q/10:14	Ward 18 yd pass from Rogers
ACU	11	75	4:05	3Q/05:06	3Q/01:01	Johnson 5 yd rush
Navy	9	68	4:11	1Q/06:54	1Q/02:43	Rauschenberg 42 yd FG
Navy	2	80	0:37	2Q/03:19	2Q/02:42	Rogers 75 yd rush
Navy	14	93	4:57	3Q/02:58	4Q/13:01	Maclin 18 yd pass from Rogers
Navy	8	73	1:44	4Q/07:07	4Q/05:23	Adeyi 47 yd rush
Temple	14	75	5:52	1Q/15:00	1Q/09:08	Burns 19 yd pass from Rogers
Temple	6	75	3:02	1Q/05:19	1Q/02:17	Maclin 41 yd pass from Rogers
Temple	7	62	2:27	1Q/00:17	2Q/12:51	Horton 11 yd pass from Rogers
Temple	15	55	4:51	2Q/08:47	2Q/03:56	Rauschenberg 24 yd FG
Temple	2	43	0:13	3Q/11:58	3Q/11:45	Adaway III 43 yd rush
Temple	2	70	0:35	4Q/08:52	3Q/08:17	Maclin 64 yd pass from Rogers
Temple	7	70	4:32	4Q/06:24	4Q/01:52	Johnson 23 yd rush
Tulane	9	88	2:49	3Q/13:09	3Q/10:20	Maclin 7 yd pass from Rogers
Tulane	4	75	1:34	3Q/04:39	3Q/03:05	Adeyi 18 yd rush
Tulane	8	53	2:47	3Q/03:04	3Q/00:17	Adaway III 1 yd rush
Tulane	10	65	4:35	4Q/13:43	4Q/09:08	Sides 6 yd pass from Rogers
Memphis	6	64	2:28	1Q/09:46	1Q/07:18	Burns 41 yd pass from Rogers
Memphis	11	53	1:19	2Q/02:05	2Q/00:46	Rauschenberg 39 yd FG
Memphis	5	70	3:03	3Q/12:04	3Q/09:01	Rauschenberg 27 yd FG
Memphis	7	73	2:50	3Q/04:51	3Q/02:01	Burns 4 yd pass from Rogers
Memphis	4	75	1:27	4Q/11:59	4Q/10:32	Burns 35 yd pass from Rogers
Memphis	10	82	3:14	4Q/07:33	4Q/04:19	Maclin 17 yd pass from Rogers
Memphis	5	59	1:19	4Q/01:56	4Q/00:47	Maclin 6 yd pass from Rogers

DRIVES SUPERLATIVES

MOST PLAYS:	17 vs. LA Tech (FG)	FEWEST PLAYS:	2, 3X, last vs. Temple
MOST YARDS:	93, vs. Navy (TD)	FEWEST YARDS:	14, vs. ACU (FG)
LONGEST TIME:	6:53 vs. LA Tech (FG)	SHORTEST TIME:	0:13, vs. Temple (TD)

OPPONENT SCORING DRIVES

TEAM	PLAYS	YDS	DRIVE		QTR/	PLAY
			TIME	START		
California	3	65	0:46	1Q/13:39	1Q/12:53	Hunter 23 yd pass from Jackson V
California	4	14	1:39	1Q/02:43	1Q/01:04	Ott 4 yd rush
California	7	44	2:21	2Q/09:51	2Q/07:30	Ifanse 26 yd rush
California	2	75	0:29	2Q/06:11	2Q/05:42	Ott 66 yd rush
California	9	75	1:40	2Q/01:46	2Q/00:07	Ifanse 8 yd rush
California	9	75	3:36	3Q/15:00	3Q/11:24	Ifanse 1 yd rush
California	8	32	3:15	3Q/11:17	3Q/08:02	Davis 4 yd pass from Finely
California	7	57	3:14	4Q/14:56	4Q/11:42	Stredick 5 yd rush
California	9	23	4:18	4Q/10:45	4Q/06:27	Luckhurst 31 yd FG
FIU	3	75	1:11	1Q/10:50	1Q/09:39	Lawrence 28 yd rush
FIU	-	-	-	-	2Q/13:47	Masses 40 yd interception return
FIU	10	63	4:38	2Q/11:28	2Q/06:50	Gabriel 31 yd FG
FIU	8	75	3:29	3Q/15:00	3Q/11:31	Owens 21 yd rush
FIU	3	66	1:08	3Q/05:45	3Q/04:37	Owens 47 yd rush
FIU	6	58	2:11	3Q/03:31	3Q/01:02	Mitchell 8 yd pass from Jenkins
FIU	7	75	2:54	4Q/10:03	4Q/07:09	Owens 6 yd rush
LA Tech	8	75	3:48	2Q/11:37	2Q/07:49	Allen 12 yd pass from Bachmeier
LA Tech	2	75	0:20	2Q/01:56	2Q/01:36	Harris 19 yd pass from Bachmeier
LA Tech	3	45	0:38	3Q/00:33	4Q/14:55	Shelton 7 yd rush
LA Tech	9	75	3:56	4Q/10:23	4Q/06:27	Turner 1 yd rush
LA Tech	12	54	2:57	4Q/04:29	4Q/01:32	Barnes 30 yd FG
LA Tech	3	53	0:25	4Q/01:29	4Q/01:04	Harris 36 yd pass from Turner
ACU	4	75	1:44	1Q/15:00	1Q/13:16	Taylor 28 yd pass from Mclvor
ACU	10	75	5:18	2Q/06:58	2Q/01:40	Castles 6 yd pass from Mclvor
ACU	7	25	1:02	2Q/01:02	2Q/00:00	Ramsey 54 yd FG
ACU	10	75	5:08	3Q/10:14	3Q/05:06	Taylor 23 yd pass from Mclvor
ACU	8	80	3:31	4Q/08:02	4Q/04:31	Taylor 14 yd pass from Mclvor
Navy	10	80	5:15	2Q/12:33	2Q/07:18	Tecza 39 yd rush
Navy	8	75	1:59	2Q/02:42	2Q/00:43	Kent 26 yd pass from Lavatai
Navy	12	75	6:34	3Q/15:00	3Q/08:26	Hall 1 yd rush
Navy	1	21	0:06	4Q/07:13	4Q/07:07	Tecza 21 yd rush
Temple	9	80	3:43	1Q/09:02	1Q/05:19	Hubbard 7 yd rush
Temple	10	75	3:58	2Q/12:51	2Q/08:53	Patterson 7 yd rush
Tulane	6	53	2:58	1Q/12:32	1Q/09:34	Bauman 2 yd pass from Pratt
Tulane	8	48	3:33	2Q/14:56	2Q/10:29	Hughes 10 yd rush
Tulane	5	73	0:41	2Q/00:58	2Q/00:17	Keys III 23 yd pass from Pratt
Tulane	10	75	5:41	3Q/10:20	3Q/04:39	Bauman 21 yd pass from Pratt
Tulane	13	75	6:34	4Q/09:08	4Q/02:34	Pratt 19 yd rush
Memphis	2	75	0:46	1Q/15:00	1Q/14:14	Watson 64 yd rush
Memphis	3	74	1:23	1Q/11:14	1Q/09:51	Watson 65 yd rush
Memphis	15	65	8:06	1Q/07:18	2Q/14:12	Gillis 28 yd FG
Memphis	10	90	6:07	2Q/11:04	2Q/04:57	Thomas 1 yd rush
Memphis	4	63	1:18	2Q/03:23	2Q/02:05	Thomas 1 yd rush
Memphis	4	30	1:46	4Q/13:45	4Q/11:59	Thomas 1 yd rush
Memphis	5	75	0:35	4Q/00:47	4Q/00:12	Scates 36 yd pass from Henigan

DRIVES SUPERLATIVES

MOST PLAYS:	15, vs. Memphis (FG)	FEWEST PLAYS:	1, vs. Navy (TD)
MOST YARDS:	90, vs. Memphis (TD)	FEWEST YARDS:	14, vs. Cal (TD)
LONGEST TIME:	8:06, vs. Memphis (TD)	SHORTEST TIME:	0:07, vs. Navy (TD)



2023-24 North Texas Football
Team Game-by-Game
All games

Date	Opponent	Rushing				Receiving				Passing				Kick Returns				Punt Returns				tot off
		no.	yds	td	lg	no.	yds	td	lg	cmp-att-int	yds	td	lg	no.	yds	td	lg	no.	yds	td	lg	
09/02/2023	California	27	41	0	8	15	184	3	59	15-26-3	184	3	59	4	74	0	31	1	0	0	0	225
09/09/2023	at FIU	47	247	2	34	21	301	3	59	21-35-2	301	3	59	7	148	0	24	1	0	0	0	548
09/16/2023	at Louisiana Tech	47	249	2	25	24	313	2	36	24-40-0	313	2	36	2	10	0	6	2	19	0	15	562
09/30/2023	Abilene Christian	40	209	3	42	23	321	3	80	23-36-0	321	3	80	2	39	0	26	1	5	0	5	530
10/07/2023	at Navy	36	206	2	75	22	267	1	34	22-33-0	267	1	34	2	44	0	27	1	0	0	0	473
10/14/2023	Temple	37	220	2	43	25	307	4	64	25-39-0	307	4	64	1	21	0	21	0	0	0	0	527
10/21/2023	at Tulane	24	83	2	18	35	343	2	43	35-51-0	343	2	43	2	36	0	23	0	0	0	0	426
10/28/2023	Memphis	24	180	0	67	32	411	5	41	32-50-0	411	5	41	6	104	0	29	1	-2	0	0	591
North Texas		282	1435	13	75	197	2447	23	80	197-310-5	2447	23	80	26	476	0	31	7	22	0	15	3882
Opponents		361	2055	24	66	134	1751	15	63	134-223-8	1751	15	63	4	39	0	22	2	2	0	2	3806

North Texas Averages

Games	Avg/ rush	Avg/ catch	Pass effic	KR avg	PR avg	All purpose avg/game	Total offense avg/game
8	5.1	12.4	151.1	18.3	3.1	553.8	485.3

Date	Opponent	Tackles			Sacks	Fumble		Pass Defense			blkd kick	PAT attempts			off			
		ua	a	total		tfl-yds	no-yds	ff	fr-yds	int-yds		qbh	brup	kick	kick	rush	rcv	saf
09/02/2023	California	56	32	88	7.0-21	1-6	2	1-0	1-37	7	4	1	3-3	0	0	0	7	21
09/09/2023	at FIU	39	16	55	2.0-4	1-3	2	1-0	2-0	2	2	0	3-3	0	0	0	9	39
09/16/2023	at Louisiana Tech	29	34	63	3.0-10	1-6	0	1-0	0-0	3	3	0	4-4	0	0	0	0	40
09/30/2023	Abilene Christian	36	22	58	3.0-6	2-5	0	0-0	1-0	6	6	0	6-6	0	0	0	0	45
10/07/2023	at Navy	35	42	77	3.0-5	1-1	0	0-0	0-0	2	1	0	3-3	0	0	0	0	24
10/14/2023	Temple	49	22	71	5.0-13	3-10	0	0-0	3-13	5	3	0	6-6	0	0	0	14	45
10/21/2023	at Tulane	35	26	61	3.0-4	0-0	1	1-0	1-0	1	3	0	4-4	0	0	0	0	28
10/28/2023	Memphis	40	28	68	6.0-9	1-2	0	0-0	0-0	2	1	0	4-4	0	1	0	0	42
North Texas		319	222	541	32.0-72	10-33	5	4-0	8-50	28	23	1	33-33	0	1	0	30	284
Opponents		341	166	507	48.0-203	22-143	11	6-0	5-85	19	39	0	34-36	1	1	0	37	293

Date	Opponent	Punting							Field Goals			Kickoffs						
		no.	yds	avg	long	blkd	tb	fc	50+	i20	md-att	long	blkd	no.	yds	avg	tb	ob
09/02/2023	California	7	272	38.9	48	0	0	1	0	0	0-0	0	0	4	260	65.0	4	0
09/09/2023	at FIU	2	66	33.0	36	0	0	2	0	0	2-2	49	0	8	520	65.0	7	0
09/16/2023	at Louisiana Tech	2	121	60.5	64	0	0	0	2	1	4-4	48	0	9	525	58.3	7	0
09/30/2023	Abilene Christian	4	163	40.8	52	0	1	1	1	1	1-2	38	0	8	520	65.0	8	0
10/07/2023	at Navy	2	107	53.5	55	0	0	0	2	1	1-2	42	0	5	325	65.0	5	0
10/14/2023	Temple	2	77	38.5	46	0	0	1	0	1	1-1	24	0	8	508	63.5	6	0
10/21/2023	at Tulane	2	85	42.5	49	0	0	2	0	0	0-0	0	0	4	260	65.0	4	0
10/28/2023	Memphis	3	124	41.3	43	0	0	2	0	1	2-2	39	0	8	517	64.6	7	0
North Texas		24	1015	42.3	64	0	1	9	5	5	11-13	49	0	54	3435	63.6	48	0
Opponents		30	1290	43.0	57	0	5	12	8	11	5-7	54	0	52	3058	58.8	21	1



**2023-24 North Texas Football
Opponents Game-by-Game
All games**

Date	Opponent	Rushing				Receiving				Passing				Kick Returns				Punt Returns				tot off		
		no.	yds	td	lg	no.	yds	td	lg	cmp	att	int	yds	td	lg	no.	yds	td	lg	no.	yds		td	lg
09/02/2023	California	56	359	6	66	27	322	2	34	27	39	1	322	2	34	0	0	0	0	1	0	0	0	681
09/09/2023	at FIU	35	223	4	47	20	291	1	40	20	32	2	291	1	40	1	17	0	17	0	0	0	0	514
09/16/2023	at Louisiana Tech	40	215	2	56	15	217	3	43	15	25	0	217	3	43	1	-12	0	0	0	0	0	0	432
09/30/2023	Abilene Christian	33	170	0	16	19	217	4	28	19	38	1	217	4	28	0	0	0	0	0	0	0	0	387
10/07/2023	at Navy	58	331	3	39	4	75	1	38	4	10	0	75	1	38	0	0	0	0	1	2	0	2	406
10/14/2023	Temple	50	242	2	24	12	105	0	17	12	30	3	105	0	17	2	34	0	22	0	0	0	0	347
10/21/2023	at Tulane	48	245	2	31	15	194	3	28	15	21	1	194	3	28	0	0	0	0	0	0	0	0	439
10/28/2023	Memphis	41	270	5	65	22	330	1	63	22	28	0	330	1	63	0	0	0	0	0	0	0	0	600
Opponents		361	2055	24	66	134	1751	15	63	134	223	8	1751	15	63	4	39	0	22	2	2	0	2	3806
North Texas		282	1435	13	75	197	2447	23	80	197	310	5	2447	23	80	26	476	0	31	7	22	0	15	3882

Opponents Averages

Games	Avg/ rush	Avg/ catch	Pass effic	KR avg	PR avg	All purpose avg/game	Total offense avg/game
8	5.7	13.1	141.1	9.8	1.0	491.5	475.8

Date	Opponent	Tackles			Sacks	Fumble	Pass Defense			blkd	PAT attempts			off				
		ua	a	total	tfl-yds	no-yds	ff	fr-yds	int-yds	qbh	brup	kick	kick	rush	rcv	saf	t/o	pts
09/02/2023	California	28	18	46	6.0-27	3-20	1	0-0	3-45	2	3	0	5-6	0	1	0	17	58
09/09/2023	at FIU	53	24	77	5.0-15	2-11	2	1-0	2-40	0	4	0	5-5	1	0	0	7	46
09/16/2023	at Louisiana Tech	39	42	81	4.0-16	1-10	0	1-0	0-0	2	6	0	4-4	0	0	0	6	37
09/30/2023	Abilene Christian	41	26	67	3.0-5	0-0	1	0-0	0-0	0	6	0	4-4	0	0	0	0	31
10/07/2023	at Navy	46	20	66	10.0-55	8-53	2	2-0	0-0	4	5	0	3-4	0	0	0	0	27
10/14/2023	Temple	49	10	59	6.0-26	4-19	2	0-0	0-0	4	5	0	2-2	0	0	0	0	14
10/21/2023	at Tulane	43	18	61	6.0-18	1-4	2	1-0	0-0	2	4	0	5-5	0	0	0	7	35
10/28/2023	Memphis	42	8	50	8.0-41	3-26	1	1-0	0-0	5	6	0	6-6	0	0	0	0	45
Opponents		341	166	507	48.0-203	22-143	11	6-0	5-85	19	39	0	34-36	1	1	0	37	293
North Texas		319	222	541	32.0-72	10-33	5	4-0	8-50	28	23	1	33-33	0	1	0	30	284

Date	Opponent	Punting									Field Goals			Kickoffs				
		no.	yds	avg	long	blkd	tb	fc	50+	i20	md-att	long	blkd	no.	yds	avg	tb	ob
09/02/2023	California	2	80	40.0	44	0	0	0	0	1	1-3	31	0	10	592	59.2	5	0
09/09/2023	at FIU	5	181	36.2	44	0	0	3	0	2	1-1	31	0	9	497	55.2	2	0
09/16/2023	at Louisiana Tech	3	147	49.0	54	0	0	1	2	0	1-1	30	0	6	367	61.2	4	0
09/30/2023	Abilene Christian	6	258	43.0	56	0	1	4	2	1	1-1	54	0	5	299	59.8	2	1
10/07/2023	at Navy	6	280	46.7	55	0	3	1	2	2	0-0	0	0	5	300	60.0	2	0
10/14/2023	Temple	3	114	38.0	40	0	0	1	0	2	0-0	0	0	3	178	59.3	2	0
10/21/2023	at Tulane	2	91	45.5	57	0	0	2	1	1	0-0	0	0	6	386	64.3	4	0
10/28/2023	Memphis	3	139	46.3	53	0	1	0	1	2	1-1	28	0	8	439	54.9	0	0
Opponents		30	1290	43.0	57	0	5	12	8	11	5-7	54	0	52	3058	58.8	21	1
North Texas		24	1015	42.3	64	0	1	9	5	5	11-13	49	0	54	3435	63.6	48	0

NORTH TEXAS FOOTBALL 2023

OVERALL: 3-5 (HOME 2-2, ROAD 1-3, NEUTRAL 0-0) | AAC: 1-3 (HOME 1-1, ROAD 0-2, NEUTRAL 0-0)

North Texas - Game Highs

RUSHES	47	at Louisiana Tech (09/16/2023)
	47	at FIU (09/09/2023)
YARDS RUSHING	249	at Louisiana Tech (09/16/2023)
YARDS PER RUSH	7.5	Memphis (10/28/2023)
TD RUSHES	3	Abilene Christian (09/30/2023)
PASS ATTEMPTS	51	at Tulane (10/21/2023)
PASS COMPLETIONS	35	at Tulane (10/21/2023)
YARDS PASSING	411	Memphis (10/28/2023)
YARDS PER PASS	8.9	Abilene Christian (09/30/2023)
TD PASSES	5	Memphis (10/28/2023)
TOTAL PLAYS	87	at Louisiana Tech (09/16/2023)
TOTAL OFFENSE	591	Memphis (10/28/2023)
YARDS PER PLAY	8.0	Memphis (10/28/2023)
POINTS	45	Temple (10/14/2023)
	45	Abilene Christian (09/30/2023)
SACKS BY	3	Temple (10/14/2023)
FIRST DOWNS	32	at Louisiana Tech (09/16/2023)
PENALTIES	9	at Louisiana Tech (09/16/2023)
PENALTY YARDS	115	at Louisiana Tech (09/16/2023)
TURNOVERS	3	at FIU (09/09/2023)
	3	California (09/02/2023)
PUNTS	7	California (09/02/2023)
PUNTING AVG	60.5	at Louisiana Tech (09/16/2023)
LONG PUNT	64	at Louisiana Tech (09/16/2023)
PUNTS INSIDE 20	1	Memphis (10/28/2023)
	1	Temple (10/14/2023)
	1	at Navy (10/07/2023)
	1	Abilene Christian (09/30/2023)
	1	at Louisiana Tech (09/16/2023)
LONG PUNT RETURN	15	at Louisiana Tech (09/16/2023)

GAME-BY-GAME OFFENSIVE STARTERS

OPPONENT	Z	Y/TE	X	H/TE	RB	QB	LT	LG	C	RG	RT
CAL	Cleveland	Burns	Maclin	Kautai	Ragsdale	Earle	Moreka	Blair	Miner	Duncan	Nwaiwu
at FIU	Cleveland	Horton	Maclin	Kautai	Johnson	Earle	Moreka	Blair	Miner	Duncan	Nwaiwu
at LA Tech	Cleveland	Horton	Maclin	Lee	Adaway III	Rogers	Moreka	Blair	Miner	Nwaiwu	Duncan
ACU	Ward	Burns	Maclin	Sides	Adaway III	Rogers	Moreka	Blair	Miner	Nwaiwu	Duncan
at Navy	Ward	Lee	Maclin	Kautai	Adeyi	Rogers	Moreka	Blair	Miner	Nwaiwu	Duncan
Temple	Ward	Burns	Maclin	Smart	Adyei	Rogers	Moreka	Blair	Miner	Nwaiwu	Duncan
at Tulane	Ward	Burns	Maclin	Smarr	Adyei	Rogers	Moreka	Blair	Miner	Nwaiwu	Duncan
Memphis	Ward	Burns	Maclin	Kautai	Adeyi	Rogers	Moreka	Blair	Miner	Carroll	Duncan
UTSA											
at SMU											
at Tulsa											
UAB											

GAME-BY-GAME DEFENSIVE STARTERS

OPPONENT	DE	NOSE	LEO/DT	SLB	MLB	WLB	FS	BS	STAR	CB	CB
CAL	Richards	R. Brown	Vailea	J. Smith	J. Brown	Wesloski	Wilson	Hill	Nakwaasah	Texada	J. Davis
at FIU	Richards	R. Brown	Vailea	J. Smith	J. Brown	Wesloski	Wilson	Hill	P. Smith	Texada	J. Davis
at LA Tech	Richards	R. Brown	Vailea	Alobwede (DL)	Wood	Wesloski	Wilson	Linder	P. Smith	Texada	Thompson
ACU	Richards	M. Moore	Alobwede	Wesloski	Kropp	Wood	Wilson	Linder	Nakwaasah	Starling	J. Davis
at Navy	Richards	R. Brown	Vailea	Alobwede (DL)	J. Brown	Wesloski	M. Moore (DE)	Hill	Anderson	Roach (DE)	Kropp (LB)
Temple	Richards	R. Brown	Vailea	J. Smith	J. Brown	Wood	Wilson	Hill	P. Smith	Texada	Thompson
at Tulane	Richards	R. Brown	Vailea	Wesloski	J. Brown	Wood	Wilson	Linder	P. Smith	Texada	Thompson
Memphis	Richards	R. Brown	Vailea	Wesloski	J. Brown	Wood	Wilson	Hill	P. Smith	Texada	Thompson
UTSA											
at SMU											
at Tulsa											
UAB											

NORTH TEXAS FOOTBALL 2023

OVERALL: 3-5 (HOME 2-2, ROAD 1-3, NEUTRAL 0-0) | AAC: 1-3 (HOME 1-1, ROAD 0-2, NEUTRAL 0-0)



2023-24 North Texas Football Individual Game Highs All games

Page 1/1
as of Oct 30, 2023

North Texas - Individual Game Highs

RUSHES	19	Ayo Adeyi at Louisiana Tech (09/16/2023)
YARDS RUSHING	148	Ayo Adeyi at Louisiana Tech (09/16/2023)
TD RUSHES	2	Isaiah Johnson vs Abilene Christian (09/30/2023)
	2	Ayo Adeyi at Louisiana Tech (09/16/2023)
LONG RUSH	75	Chandler Rogers at Navy (10/07/2023)
PASS ATTEMPTS	51	Chandler Rogers at Tulane (10/21/2023)
PASS COMPLETIONS	35	Chandler Rogers at Tulane (10/21/2023)
YARDS PASSING	411	Chandler Rogers vs Memphis (10/28/2023)
TD PASSES	5	Chandler Rogers vs Memphis (10/28/2023)
LONG PASS	80	Chandler Rogers vs Abilene Christian (09/30/2023)
RECEPTIONS	11	Roderic Burns at Louisiana Tech (09/16/2023)
YARDS RECEIVING	163	Ja'Mori Maclin vs Temple (10/14/2023)
TD RECEPTIONS	3	Roderic Burns vs Memphis (10/28/2023)
LONG RECEPTION	80	Ja'Mori Maclin vs Abilene Christian (09/30/2023)
PUNTS	5	Adam Jacklin vs California (09/02/2023)
PUNTING AVG	60.5	Sawyer Evans at Louisiana Tech (09/16/2023)
LONG PUNT	64	Sawyer Evans at Louisiana Tech (09/16/2023)
PUNTS INSIDE 20	1	Sawyer Evans vs Memphis (10/28/2023)
	1	Sawyer Evans vs Temple (10/14/2023)
	1	Sawyer Evans at Navy (10/07/2023)
	1	Sawyer Evans vs Abilene Christian (09/30/2023)
	1	Sawyer Evans at Louisiana Tech (09/16/2023)
LONG PUNT RETURN	15	Roderic Burns at Louisiana Tech (09/16/2023)
LONG KICKOFF RETURN	31	Kaylon Horton vs California (09/02/2023)
TACKLES	15	Jordan Brown at Tulane (10/21/2023)
SACKS	1	Chavez Brown vs Temple (10/14/2023)
	1	Kortlin Rausaw vs Temple (10/14/2023)
	1	Mazin Richards vs Abilene Christian (09/30/2023)
	1	Kevin Wood vs Abilene Christian (09/30/2023)
	1	Mazin Richards at Louisiana Tech (09/16/2023)
	1	Ethan Wesloski at FIU (09/09/2023)
	1	Kevin Wood vs California (09/02/2023)
TACKLES FOR LOSS	3	Mazin Richards at Louisiana Tech (09/16/2023)

NORTH TEXAS FOOTBALL 2023

OVERALL: 3-5 (HOME 2-2, ROAD 1-3, NEUTRAL 0-0) | AAC: 1-3 (HOME 1-1, ROAD 0-2, NEUTRAL 0-0)

3rd-Down Conversions

Date	Opponent	Score	Overall	1st Qtr	2nd Qtr	3rd Qtr	4th Qtr	Overtime
09/02/2023	California	L 21-58	2-11 18.2	2-4 50.0	0-3 0.0	0-2 0.0	0-2 0.0	0-0 0.0
09/09/2023	at FIU	L 39-46	5-14 35.7	3-6 50.0	0-2 0.0	1-3 33.3	1-3 33.3	0-0 0.0
09/16/2023	at Louisiana Tech	W 40-37	11-18 61.1	4-6 66.7	1-5 20.0	2-2 100.0	4-5 80.0	0-0 0.0
09/30/2023	Abilene Christian	W 45-31	5-14 35.7	2-3 66.7	1-3 33.3	2-5 40.0	0-3 0.0	0-0 0.0
10/07/2023	at Navy	L 24-27	2-11 18.2	1-4 25.0	0-2 0.0	1-2 50.0	0-3 0.0	0-0 0.0
10/14/2023	Temple	W 45-14	9-15 60.0	3-4 75.0	5-7 71.4	1-3 33.3	0-1 0.0	0-0 0.0
10/21/2023	at Tulane	L 28-35	5-13 38.5	0-4 0.0	1-4 25.0	2-2 100.0	2-3 66.7	0-0 0.0
10/28/2023	Memphis	L 42-45	7-14 50.0	1-2 50.0	2-5 40.0	1-3 33.3	3-4 75.0	0-0 0.0
North Texas			46-110 41.8	16-33 48.5	10-31 32.3	10-22 45.5	10-24 41.7	0-0 0.0
Opponents			51-113 45.1	8-20 40.0	14-32 43.8	13-29 44.8	16-32 50.0	0-0 0.0

4th-Down Conversions

Date	Opponent	Score	Overall	1st Qtr	2nd Qtr	3rd Qtr	4th Qtr	Overtime
09/02/2023	California	L 21-58	0-1 0.0	0-0 0.0	0-0 0.0	0-0 0.0	0-1 0.0	0-0 0.0
09/09/2023	at FIU	L 39-46	2-4 50.0	1-1 100.0	0-0 0.0	0-1 0.0	1-2 50.0	0-0 0.0
09/16/2023	at Louisiana Tech	W 40-37	2-2 100.0	1-1 100.0	1-1 100.0	0-0 0.0	0-0 0.0	0-0 0.0
09/30/2023	Abilene Christian	W 45-31	2-2 100.0	0-0 0.0	0-0 0.0	2-2 100.0	0-0 0.0	0-0 0.0
10/07/2023	at Navy	L 24-27	3-5 60.0	1-2 50.0	0-0 0.0	0-0 0.0	2-3 66.7	0-0 0.0
10/14/2023	Temple	W 45-14	2-3 66.7	1-1 100.0	1-1 100.0	0-1 0.0	0-0 0.0	0-0 0.0
10/21/2023	at Tulane	L 28-35	1-5 20.0	1-2 50.0	0-2 0.0	0-0 0.0	0-1 0.0	0-0 0.0
10/28/2023	Memphis	L 42-45	0-1 0.0	0-1 0.0	0-0 0.0	0-0 0.0	0-0 0.0	0-0 0.0
North Texas			12-23 52.2	5-8 62.5	2-4 50.0	2-4 50.0	3-7 42.9	0-0 0.0
Opponents			12-21 57.1	1-2 50.0	5-6 83.3	5-10 50.0	1-3 33.3	0-0 0.0

Time of Possession

Date	Opponent	Score	Overall	1st Qtr	2nd Qtr	3rd Qtr	4th Qtr	Overtime
09/02/2023	California	L 21-58	20:53	06:10	08:00	01:54	04:49	00:00
09/09/2023	at FIU	L 39-46	32:16	09:54	07:36	06:04	08:42	00:00
09/16/2023	at Louisiana Tech	W 40-37	33:24	10:41	10:57	04:12	07:34	00:00
09/30/2023	Abilene Christian	W 45-31	32:18	08:41	06:07	08:51	08:39	00:00
10/07/2023	at Navy	L 24-27	26:05	09:39	04:53	03:20	08:13	00:00
10/14/2023	Temple	W 45-14	29:23	08:54	08:40	05:51	05:58	00:00
10/21/2023	at Tulane	L 28-35	27:23	03:22	10:30	07:10	06:21	00:00
10/28/2023	Memphis	L 42-45	25:47	05:33	06:01	06:45	07:28	00:00
North Texas			Total 227:29	62:54	62:44	44:07	57:44	00:00
			Avg. 28:26	07:52	07:51	05:31	07:13	00:00
Opponents			Total 249:42	34:37	76:56	69:20	68:49	00:00
			Avg. 31:13	04:20	09:37	08:40	08:36	00:00

NORTH TEXAS FOOTBALL 2023

OVERALL: 3-5 (HOME 2-2, ROAD 1-3, NEUTRAL 0-0) | AAC: 1-3 (HOME 1-1, ROAD 0-2, NEUTRAL 0-0)



2023-24 North Texas Football Red-Zone Results All games

Page 1/1
as of Oct 30, 2023

North Texas Inside Opponent Red-Zone

Date	Opponent	Score	Times In RZ	Times Scored	Total Pts	TDs	Rush TDs	Pass TDs	FGs Made	Failed to score inside RZ					
										FGA	Down	Int	Fumb	Half	Game
09/02/2023	California	L 21-58	2	2	14	2	0	2	0	0	0	0	0	0	0
09/09/2023	at FIU	L 39-46	4	3	20	3	1	2	0	0	1	0	0	0	0
09/16/2023	at Louisiana Tech	W 40-37	7	7	33	3	2	1	4	4	0	0	0	0	0
09/30/2023	Abilene Christian	W 45-31	6	6	38	5	3	2	1	1	0	0	0	0	0
10/07/2023	at Navy	L 24-27	2	1	7	1	0	1	0	0	1	0	0	0	0
10/14/2023	Temple	W 45-14	3	3	17	2	0	2	1	1	0	0	0	0	0
10/21/2023	at Tulane	L 28-35	4	4	28	4	2	2	0	0	0	0	0	0	0
10/28/2023	Memphis	L 42-45	4	4	25	3	0	3	1	1	0	0	0	0	0
Totals 30 of 32 (93.8%)			32	30	182	23	8	15	7	7	2	0	0	0	0

Opponents Inside North Texas Red-Zone

Date	Opponent	Score	Times In RZ	Times Scored	Total Pts	TDs	Rush TDs	Pass TDs	FGs Made	Failed to score inside RZ					
										FGA	Down	Int	Fumb	Half	Game
09/02/2023	California	L 21-58	8	6	38	5	4	1	1	2	0	1	0	0	0
09/09/2023	FIU	L 39-46	3	3	18	2	1	1	1	1	0	0	0	0	0
09/16/2023	Louisiana Tech	W 40-37	5	5	30	4	2	2	1	1	0	0	0	0	0
09/30/2023	Abilene Christian	W 45-31	2	2	14	2	0	2	0	0	0	0	0	0	0
10/07/2023	Navy	L 24-27	2	1	7	1	1	0	0	0	0	0	0	0	1
10/14/2023	Temple	W 45-14	2	2	14	2	2	0	0	0	0	0	0	0	0
10/21/2023	Tulane	L 28-35	4	3	21	3	2	1	0	0	0	0	1	0	0
10/28/2023	Memphis	L 42-45	4	4	24	3	3	0	1	1	0	0	0	0	0
Totals 26 of 30 (86.7%)			30	26	166	22	15	7	4	5	0	1	1	0	1

NORTH TEXAS FOOTBALL 2023

OVERALL: 3-5 (HOME 2-2, ROAD 1-3, NEUTRAL 0-0) | AAC: 1-3 (HOME 1-1, ROAD 0-2, NEUTRAL 0-0)

#	Player	GP-GS	Cal	FIU	LATech	ACU	Navy	Temple	Tulane	Mem
0	Blair Conwright	8/0	XXX	XXX	XXX	XXX	XXX	XXX	XXX	XXX
0	Phil Hill	8/5	START	START	XXX	XXX	START	START	XXX	START
1	Kaylon Horton	8/2	XXX	START	START	XXX	XXX	XXX	XXX	XXX
1	Logan Wilson	8/7	START	START	START	START	XXX	START	START	START
2	Roderic Burns	8/5	START	XXX	XXX	START	XXX	START	START	START
3	Jace Ruder	3/0	XXX	XXX	XXX
3	Stone Earle	4/2	START	START	XXX	XXX
4	Chandler Rogers	8/6	XXX	XXX	START	START	START	START	START	START
4	Dillion Williams	6/0	XXX	XXX	XXX	XXX	XXX	XXX
5	Ridge Texada	8/6	START	START	START	XXX	XXX	START	START	START
5	Ayo Adeyi	8/4	XXX	XXX	XXX	XXX	START	START	START	START
6	Loranzo Thompson	8/4	XXX	XXX	START	XXX	XXX	START	START	START
6	Ikaika Ragsdale	2/1	START	XXX
7	Trey Cleveland	8/3	START	START	START	XXX	XXX	XXX	XXX	XXX
7	Nick Nakwaasah	6/2	START	XXX	XXX	START	XXX	XXX
8	John Davis	8/3	START	START	XXX	START	XXX	XXX	XXX	XXX
8	Damon Ward	8/5	XXX	XXX	XXX	START	START	START	START	START
9	Enoch Jackson	4/0	XXX	XXX	XXX	XXX
9	Ja'Mori Maclin	8/8	START	START	START	START	START	START	START	START
10	JD Head	0/0
10	Roderick Brown	8/7	START	START	START	XXX	START	START	START	START
11	Detraveon Brown	0/0
11	Patrick Smith	8/5	XXX	START	START	XXX	XXX	START	START	START
13	Brian Nelson II	2/0	XXX	XXX
13	Josh Smith	0/0
14	J'Kalon Carter	0/0
14	Jayven Anderson	6/1	XXX	XXX	START	XXX	XXX	XXX
15	Carson Kropp	8/2	XXX	XXX	XXX	START	START	XXX	XXX	XXX
15	Jordan Smart	8/2	XXX	XXX	XXX	XXX	XXX	START	START	XXX
16	Dylan Gebbia	0/0
16	Evan Jackson	8/0	XXX	XXX	XXX	XXX	XXX	XXX	XXX	XXX
17	Taylor Starling	3/1	XXX	START	XXX
18	Dorian Morris	1/0	XXX
18	Tarik Lockett	5/0	XXX	XXX	XXX	XXX	XXX
19	Jordan Brown	8/6	START	START	XXX	XXX	START	START	START	START
20	Alphie Guillory	7/0	XXX	XXX	XXX	XXX	XXX	XXX	XXX	...
20	Qalon Farrar	0/0
21	Kevin Wood	8/5	XXX	XXX	START	START	XXX	START	START	START
21	BK Jackson	8/0	XXX	XXX	XXX	XXX	XXX	XXX	XXX	XXX
22	Matthew Moore	0/0
22	Landon Sides	7/1	...	XXX	XXX	START	XXX	XXX	XXX	XXX
23	Isaiah Johnson	7/1	XXX	START	XXX	XXX	XXX	XXX	XXX	...
23	Bryce Linder	8/3	XXX	XXX	START	START	XXX	XXX	START	XXX
24	Chavez Brown	6/0	XXX	XXX	XXX	XXX	XXX	XXX
25	Kollin Lewis	0/0
25	Makenzie McGill	0/0
26	Dietrich Moore	0/0
27	Oscar Adaway III	8/2	XXX	XXX	START	START	XXX	XXX	XXX	XXX
27	Harold West	4/0	XXX	XXX	XXX	XXX
29	Caden Park	0/0
29	Adam Jacklin	4/0	XXX	XXX	...	XXX	...	XXX
30	Grayson Ward	0/0
30	Loren Johnson	0/0
32	Ethan Wesloski	8/7	START	START	START	START	START	XXX	START	START
34	C.J. Garnett	7/0	XXX	...	XXX	XXX	XXX	XXX	XXX	XXX
35	Chris Wright	4/0	XXX	XXX	XXX	XXX
36	Jaylen Smith	8/3	START	START	XXX	XXX	XXX	START	XXX	XXX
36	Caden Yates	0/0
38	Christian Traylor	3/0	XXX	XXX	XXX
39	Karter Houchin	0/0

NORTH TEXAS FOOTBALL 2023

OVERALL: 3-5 (HOME 2-2, ROAD 1-3, NEUTRAL 0-0) | AAC: 1-3 (HOME 1-1, ROAD 0-2, NEUTRAL 0-0)

##	Player	GP-GS	Cal	FIU	LATech	ACU	Navy	Temple	Tulane	Mem
40	Trent Ayers	5/0	...	XXX	XXX	...	XXX	XXX	XXX	...
40	Kali Nguma	0/0
41	Sawyer Evans	8/0	XXX	XXX	XXX	XXX	XXX	XXX	XXX	XXX
41	Corey Swiney	0/0
42	Sifa Leota	0/0
43	Jax Van Zandt	0/0
44	Mazin Richards	8/8	START	START	START	START	START	START	START	START
45	Kadren Johnson	5/0	XXX	XXX	XXX	XXX	...	XXX
46	Grady Brewer	4/0	XXX	...	XXX	XXX	XXX
46	Brad Adamcik	0/0
47	J.P. Hadley	8/0	XXX	XXX	XXX	XXX	XXX	XXX	XXX	XXX
47	Harrison Dempsey	0/0
48	Rodney Green Jr.	1/0	XXX
49	Collin Brown	0/0
49	Kamdon McFarland	0/0
50	Kade Sink	0/0
51	Fatafehi Vailea	8/7	START	START	START	XXX	START	START	START	START
53	Blake Fann	0/0
54	Febechi Nwaiwu	7/7	START	START	START	START	START	START	START	...
56	Dameon Smallwood	0/0
57	Austin Williams	0/0
58	Samora Ezekiel	0/0
60	Paula Vaipulu	7/0	...	XXX	XXX	XXX	XXX	XXX	XXX	XXX
62	Caden Reeves	1/0	...	XXX
64	Jett Duncan	8/8	START	START	START	START	START	START	START	START
65	Gabe Blair	8/8	START	START	START	START	START	START	START	START
66	Josiah Jefferson	0/0
67	Ethan Miner	8/8	START	START	START	START	START	START	START	START
68	Keon Johnson	0/0
69	Ryan Krueger	0/0
70	Isaac Sohn	0/0
71	Leke Asenuga	8/0	XXX	XXX	XXX	XXX	XXX	XXX	XXX	XXX
72	Isaiah Villanueva	0/0
74	Larry Moore	8/0	XXX	XXX	XXX	XXX	XXX	XXX	XXX	XXX
76	Desmond Magiya	0/0
77	Kaci Moreka	8/8	START	START	START	START	START	START	START	START
78	Daizion Carroll	5/1	...	XXX	XXX	XXX	...	XXX	...	START
79	Howard Sampson	0/0
80	Zhighlil McMillan	4/0	XXX	...	XXX	XXX	...	XXX
81	Richard Rocquemore	4/0	XXX	...	XXX	XXX	XXX
82	Dallas Dudley	0/0
83	Zack Darkoch	0/0
84	Christian Lee	8/2	XXX	XXX	START	XXX	START	XXX	XXX	XXX
85	Evan Greene	0/0
86	Kaden Taylor	0/0
87	Tim Madison	0/0
88	Xzavior Kautai	8/4	START	START	XXX	XXX	START	XXX	XXX	START
89	West Wilson	8/0	XXX	XXX	XXX	XXX	XXX	XXX	XXX	XXX
90	Kaghen Roach	6/1	XXX	XXX	START	XXX	XXX	XXX
91	Keith Smith	0/0
93	Drumani West-Asoma	0/0
94	Marcus Moore	7/2	XXX	XXX	XXX	START	START	XXX	XXX	...
95	Kortlin Rausaw	6/0	XXX	XXX	XXX	XXX	XXX	XXX
95	K'Von Hamilton	0/0
96	Vic Alobwede	8/3	XXX	XXX	START	START	START	XXX	XXX	XXX
98	Dadrian Burleson	0/0
99	Noah Rauschenberg	8/0	XXX	XXX	XXX	XXX	XXX	XXX	XXX	XXX

2023 GAME RECAPS

OVERALL: 3-5 (HOME 2-2, ROAD 1-3, NEUTRAL 0-0) | AAC: 1-3 (HOME 1-1, ROAD 0-2, NEUTRAL 0-0)

CAL vs. UNT

DATCU STADIUM • DENTON, TEXAS
SEPT. 2, 2023 • ATTENDANCE: 21,350

POSTGAME NOTES

- UNT junior quarterback Stone Earle threw for 174 yards and three touchdowns in his first start for the Mean Green but the team struggled in the second half en route to a 58-21 season-opening loss to California at DATCU Stadium on Saturday.
- The UNT defense made a big play late in the first half when Logan Wilson recovered a fumble forced by Jaylen Smith at the Cal 24-yard line, and three plays later, Earle found Xzavior Kautai for a 12-yard touchdown to pull the Mean Green within 27-21 with 1:47 to play in the half.
- But Cal (1-0) found the end zone with seven seconds to play in the first half and scored early in the third quarter to take a 41-21 lead.
- The Golden Bears closed the game by scoring 31 straight points to take home the victory.
- Sophomore wideout Ja'Mori Maclin caught four balls for 122 yards and two touchdowns – all in the first 15:27 of game time. Maclin notched the first 100-yard receiving day of his career, and the first for a UNT receiver since Damon Ward had 101 yards on Oct. 29, 2022, at Western Kentucky.

SCORING SUMMARY

CAL	14	19	15	10	--	58
UNT	7	14	0	0	--	21

1st 12:53	CAL	Hunter,Jeremiah 23 yd pass from Jackson V,Sam (Luckhurst,Micha kick)
11:04	UNT	Maclin, Ja'Mori 3 yd pass from Earle, Stone (Rauschenberg,No kick)
01:04	CAL	Ott,Jaydn 4 yd run (Luckhurst,Micha kick)
2nd 14:33	UNT	Maclin, Ja'Mori 59 yd pass from Earle, Stone (Rauschenberg,No kick)
07:30	CAL	Ifanse,Isaiah 26 yd run (Luckhurst,Micha kick)
05:42	UNT	Ott,Jaydn 66 yd run (Luckhurst,Micha kick blocked)
01:47	UNT	Kautai,Xzavior 12 yd pass from Earle, Stone (Rauschenberg,No kick)
00:07	CAL	Ifanse,Isaiah 8 yd run (Ott,Jaydn pass failed)
3rd 11:24	CAL	Ifanse,Isaiah 1 yd run (Endries,Jack pass from Finley,Ben)
08:02	CAL	Davis,Taj 4 yd pass from Finley,Ben (Luckhurst,Micha kick)
4th 11:42	CAL	Stredick,Ashton 5 yd run (Luckhurst,Micha kick)
06:27	CAL	Luckhurst,Micha 31 yd field goal

STATISTICS

TEAM STATS	CAL	UNT
FIRST DOWNS	28	9
RUSHES-YARDS (NET)	54-357	29-41
PASSING YDS (NET)	256	128
Passes Att-Comp-Int	32-23-1	33-19-3
TOTAL OFFENSE PLAYS-YARDS	86-613	62-169
Fumble Returns-Yards	2-44	2-37
Punt Returns-Yards	1-0	1-0
Kickoff Returns-Yards	0-0	4-74
Interception Returns-Yards	3-1	1-0
Punts (Number-Avg)	2-40.0	7-38.9
Fumbles-Lost	2-1	2-0
Penalties-Yards	8-67	2-20
Possession Time	33:37	27:08
Third-Down Conversions	7 of 16	2 of 13
Fourth-Down Conversions	3 of 3	0 of 2
Red-Zone Scores-Chances	6-8	2-2
Sacks By: Number-Yards	2-16	0-0

INDIVIDUAL STATISTICS

RUSHING: California-Ott,Jaydn 20-188; Ifanse,Isaiah 10-54; Stredick,Ashton 11-51; Thomas,Jaivian 4-36; Jackson V,Sam 3-18; Finley,Ben 3-9; Affieri,Andy 2-4; Mendoza,Fernand 1-minus 3. UNT-Johnson, Isaiah 6-34; Adaway III, Oscar 7-17; Adeyi, Ayo 2-8; Ragsdale, Ikaika 3-3; 3A 2-0; TEAM 1-minus 2; Earle, Stone 7-minus 8; Rogers, Chandler 1-minus 11.

PASSING: California-Finley,Ben 20-27-1-223; Jackson V,Sam 3-4-0-33; Mendoza,Fernand 0-1-0-0. UNT-Earle, Stone 12-19-2-174; 1J 4-7-0-minus 56; Rogers, Chandler 3-7-1-10.

RECEIVING: California-Hunter,Jeremiah 6-64; Young,Monroe 4-63; Davis,Taj 4-36; Ifanse,Isaiah 3-21; Hightower,Brian 2-13; Endries,Jack 1-18; Anderson,Mavin 1-17; Ott,Jaydn 1-13; Grizzell,Trond 1-11. UNT-Maclin, Ja'Mori 4-122; Burns, Roderic 4-27; Kautai,Xzavior 1-12; Horton, Kaylon 1-11; Cleveland, Trey 1-9; Adeyi, Ayo 1-5; Adaway III, Oscar 1-4; Smart, Jordan 1-minus 3; Johnson, Isaiah 1-minus 3; 83 1-minus 4; 87 1-minus 12; 3A 1-minus 16; 1A 1-minus 24.

INTERCEPTIONS: California-Elarms-Orr,Kale 1-1. UNT-None.

SACKS: UNT - California-Sirmon,Jackson 1-0; Jernigan,Myles 1-0. UNT-None.

TACKLES (Total): California-Sirmon,Jackson 6-2; Antzoulatos,Bla 3-3; Woodson,Craig 3-1; Carlton,Xavier 1-3; McMorris,Patric 2-1; OA 2-0; Saunders,Ethan 2-0; Jernigan,Myles 2-0; Roberts,Jaedon 1-1; Luckhurst,Micha 1-0; McCulloch,Ryan 1-0; Elarms-Orr,Kale 1-0; Littlejohn,Matt 1-0; Burrell,Nate 1-0; Williams,Nohl 1-0; Anderson,Mavin 1-0; Calhoun,Akii 1-0; 21 1-0; Finley,Ben 1-0; Barth,Hunter 1-0; Williams,Miles 1-0; Reese,David 0-1; Correia,Ricky 0-1; Williams,Myles 0-1; Saole-McKenzie, 0-1; Wilkins,Derek 0-1; Hearn III,Lu-M 0-1; Stredick,Ashton 0-1. UNT-Smith, Jaylen 6-3; Brown, Jordan 6-1; West, Harold 5-2; Smith, Patrick 4-3; Wilson, Logan 3-3; Wesloski, Ethan 2-3; Texada, Ridge 3-1; Hill, Phil 3-1; Davis, John 2-2; Jackson, Evan 2-1; Wood, Kevin 2-1; Thompson,Loron 2-1; Linder, Bryce 2-1; Vallea, Fatafeh 1-2; Kropp, Carson 2-0; Richards,Mazin 2-0; Brown, Roderick 1-1; Conwright, Blai 1-0; Luckett, Tarik 1-0; Alobwede,Vic 0-1; Jackson, Enoch 0-1; Nakwaasah, Nick 0-1; Brewer, Grady 0-1.

UNT vs. FIU

FIU STADIUM • MIAMI, FLORIDA
SEPT. 9, 2023 • ATTENDANCE: 15,754

POSTGAME NOTES

- Despite a big-time effort in relief from junior quarterback Chandler Rogers, UNT fell to 0-2 on the season after a 46-39 loss at FIU on Saturday night
- Rogers entered the game for the Mean Green's first series of the second half after FIU took a 24-20 lead coming out of halftime and passed for 201 yards and two touchdowns while rushing for another score to go with 49 yards on the ground in a game that featured eight lead changes and 548 yards of total offense for UNT.
- Rogers' 23-yard rushing touchdown with 10:03 to play gave the Mean Green a 39-38 lead and capped a three-play, 30-yard drive after an interception deep in FIU's territory by Phil Hill gave UNT a short field.
- A trio of Mean Green wide receivers found the end zone, as junior Damon Ward Jr., led all UNT receivers with 85 yards on four catches and the sixth touchdown reception of his career.
- UNT's 548 total yards marked the first time the Mean Green have had over 500 yards of total offense since having 623 against FIU last season.

SCORING SUMMARY

UNT	10	10	7	12	--	39
FIU	7	10	21	8	--	46

1st 10:50	UNT	Cleveland, Trey 25 yd pass from Earle,Stone (Rauschenberg,Noah kick)
1st 09:39	FIU	Lawrence, Shomari 28 yd run (Gabriel,Chase kick)
1st 01:44	UNT	Rauschenberg ,Noah 47 yd field goal
2nd 13:47	FIU	Masses, Hezekiah 40 yd interception (Gabriel,Chase kick)
2nd 06:50	FIU	Gabriel,Chase 31 yd field goal
2nd 04:12	UNT	Adaway III,Oscar 9 yd run (Rauschenberg,Noah kick)
2nd 01:08	UNT	Rauschenberg,Noah 49 yd field goal
3rd 11:31	FIU	Owens, Kejon 21 yd run (Gabriel,Chase kick)
3rd 09:26	UNT	Maclin,Ja'Mori 8 yd pass from Rogers,Chandler (Rauschenberg,Noah kick)
3rd 04:37	FIU	Owens,Kejon 47 yd run (Gabriel,Chase kick)
3rd 01:02	FIU	Mitchell,Kris 8 yd pass from Jenkins,Keyone (Gabriel,Chase kick)
4th 11:18	UNT	Ward,Damon 10 yd pass from Rogers,Chandler
4th 10:03	UNT	Rogers,Chandler 23 yd run
4th 07:09	FIU	Owens,Kejon 6 yd run (Jenkins,Keyone rush)

STATISTICS

TEAM STATS	UNT	FIU
FIRST DOWNS	26	21
RUSHES-YARDS (NET)	47-247	35-223
PASSING YDS (NET)	301	291
Passes Att-Comp-Int	35-21-2	32-20-2
TOTAL OFFENSE PLAYS-YARDS	82-548	67-514
Fumble Returns-Yards	0-0	0-0
Punt Returns-Yards	1-0	0-0
Kickoff Returns-Yards	7-148	1-17
Interception Returns-Yards	2-0	2-40
Punts (Number-Avg)	2-33.0	5-36.2
Fumbles-Lost	3-1	2-1
Penalties-Yards	3-35	6-55
Possession Time	32:16	27:44
Third-Down Conversions	5 of 14	3 of 12
Fourth-Down Conversions	2 of 4	3 of 3
Red-Zone Scores-Chances	3-4	3-3
Sacks By: Number-Yards	1-3	2-14

INDIVIDUAL STATISTICS

RUSHING: UNT-Earle, Stone 8-71; Adaway III, Oscar 11-57; Rogers, Chandler 6-49; Ragsdale, Ikaik 6-31; Adeyi, Ayo 8-26; Johnson, Isaiah 7-25; TEAM 1-minus 12. FIU-Owens,Kejon 10-101; Lawrence,Shomar 16-89; Jenkins,Keyone 9-33.

PASSING: UNT-Earle, Stone 10-20-2-100; Rogers, Chandler 11-15-0-201. FIU-Jenkins,Keyone 20-32-2-291.

RECEIVING: UNT-Ward, Damon 4-85; Burns, Roderic 4-54; Maclin, Ja'Mori 3-61; Cleveland, Trey 3-51; Conwright, Blai 2-29; Horton, Kaylon 2-12; Sides, Landon 1-5; Johnson, Isaiah 1-4; Smart, Jordan 1-0. FIU-Mitchell,Kris 7-94; Bracey-Jalen 5-59; Patterson,Dean 2-75; Miamen,Josiah 2-20; Lawrence,Shomar 1-17; Beers,Rocky 1-12; McDonald,Jacko 1-11; Hooker,Artez 1-3.

INTERCEPTIONS: UNT-Hill, Phil 1-0; Smith, Jaylen 1-0. FIU-Masses,Hezekiah 1-40; Christian,CJ 1-0.

FUMBLES: UNT-Ragsdale, Ikaik 1-0; Earle, Stone 1-1. FIU-Jenkins,Keyone 1-0; Lawrence,Shomar 1-1.

SACKS (UA-A): UNT-Wesloski, Ethan 1-0. FIU-Passmore,Jeramy 0-1; Manuel,Donovan 0-1; Huff,Avery 1-0.

TACKLES (UA-A): UNT-Wilson, Logan 7-2; Smith, Patrick 4-2; Hill, Phil 3-3; Brown, Jordan 4-1; Wesloski, Ethan 3-1; Moore,Marcus 3-0; Thompson, Loranzo 3-0; Smith, Jaylen 3-0; Richards, Mazin 2-1; Kropp, Carson 2-1; West, Harold 0-3; Alobwede,Vic 2-0; Wood, Kevin 0-2; Brown, Roderick 1-0; Texada, Ridge 1-0; Davis, John 1-0. FIU-Peterson,Reggie 7-2; Daniel,D'Verik 7-2; Manuel,Donovan 6-3; Christian,CJ 5-2; Potts,Jamal 3-3; Anderson-Taylor 4-1; Daly,Jack 2-2; Blades,Brian 2-2; Beers,Rocky 3-0; Guerard, Jordan 1-2; Masses,Hezekiah 2-0; Huff,Avery 2-0; Preston,Larry 2-0; Matias,Lucas 2-0; Nobles,Alex 2-0; Williams,Michael 1-0; Patterson,Dean 1-0; Thompson,Presto 1-0; Prendergast,Wilf 0-1; Lee,Jackson 0-1; Passmore,Jeramy 0-1; Anderson,J.T. 0-1; Salla Jr.,Bobby 0-1; Hill,Quaylen 0-1.

2023 GAME RECAPS

OVERALL: 3-5 (HOME 2-2, ROAD 1-3, NEUTRAL 0-0) | AAC: 1-3 (HOME 1-1, ROAD 0-2, NEUTRAL 0-0)

UNT vs. LA TECH

JOE AILLET STADIUM • RUSTON, LOUISIANA
SEPT. 16, 2023 • ATTENDANCE: 28,562

POSTGAME NOTES

- Senior K Noah Rauschenberg drilled a 31-yard field goal with three seconds remaining to give UNT a 40-37 win over Louisiana Tech on Saturday night at Joe Aillet Stadium and get the Mean Green their first win of the season and the first of the Eric Morris era.
- Rauschenberg went 4-for-4 on field goals and helped erase a furious LA Tech rally in the fourth quarter that included a recovered onside kick and the tying touchdown with 1:04 to play in the game.
- Junior running back Ayo Adeyi was one of the game's offensive stars with 19 carries for 148 yards – both career-highs - and two touchdowns.
- Junior quarterback Chandler Rogers made his first start for the Mean Green and completed 24 of 41 pass attempts for 313 yards and two touchdowns with 11 of those completions going to junior wideout Roderic Burns for 134 yards.
- UNT's 562 total yards marked the second time the Mean Green have had over 500 yards of total offense in as many games and the most on the season.

SCORING SUMMARY

UNT	10	13	7	10	--	40
LA TECH	0	14	0	23	--	37

1st	08:07	UNT	Rauschenberg, Noah 25 yd field goal
	03:23	UNT	Adeyi, Ayo 13 yd run (Rauschenberg, Noah kick)
2nd	11:37	UNT	Rauschenberg, Noah 22 yd field goal
	07:49	LT	Allen, Cyrus 12 yd pass from Bachmeier, Hank (Barnes, Jacob kick)
	01:56	UNT	Rauschenberg, Noah 48 yd field goal
	01:36	LT	Harris, Smoke 19 yd pass from Bachmeier, Hank (Barnes, Jacob kick)
	00:14	UNT	Ward, Damon 6 yd pass from Rogers, Chandler (Rauschenberg, Noah kick)
3rd	04:03	UNT	Adeyi, Ayo 6 yd run (Rauschenberg, Noah kick)
4th	14:55	LT	Shelton, Tyre 7 yd run (Rivera, Ryan pass failed)
	10:23	UNT	Maclin, Ja'Mori 36 yd pass from Rogers, Chandler (Rauschenberg, Noah kick)
	06:27	LT	Turner, Jack 1 yd run (Barnes, Jacob kick)
	01:32	LT	Barnes, Jacob 30 yd field goal
	01:04	LT	Harris, Smoke 36 yd pass from Turner, Jack (Buchanan, Buck kick)
	00:03	UNT	Rauschenberg, Noah 31 yd field goal

STATISTICS

	UNT	LT
FIRST DOWNS	32	21
RUSHES-YARDS (NET)	47-249	40-215
PASSING YDS (NET)	313	217
Passes Att-Comp-Int	40-24-0	24-15-0
TOTAL OFFENSE PLAYS-YARDS	87-562	64-432
Fumble Returns-Yards	0-0	0-0
Punt Returns-Yards	2-19	0-0
Kickoff Returns-Yards	2-10	0-(-12)
Interception Returns-Yards	0-0	0-0
Punts (Number-Avg)	2-60.5	3-49.0
Fumbles-Lost	1-1	1-1
Penalties-Yards	9-115	5-48
Possession Time	32:20	26:36
Third-Down Conversions	11 of 18	4 of 10
Fourth-Down Conversions	2 of 2	1 of 3
Red-Zone Scores-Chances	6-6	5-5
Sacks By: Number-Yards	1-6	1-10

INDIVIDUAL STATISTICS

RUSHING: UNT-Adeyi, Ayo 19-148; Adaway III, Osc 13-44; Rogers, Chandler 9-35; Johnson, Isaiah 4-14; Horton, Kaylon 2-8. Louisiana Tech-Shelton, Tyre 16-152; Fields, Jacob 6-19; Thornton, Charvi 4-18; Turner, Jack 3-15; Willis Jr., Keit 7-14; Harris, Smoke 1-0; Bachmeier, Hank 3-minus 3.
PASSING: UNT-Rogers, Chandler 24-40-0-313. Louisiana Tech-Turner, Jack 9-13-0-145; Bachmeier, Hank 6-11-0-72.
RECEIVING: UNT-Burns, Roderic 11-134; Maclin, Ja'Mori 4-55; Cleveland, Trey 2-41; Ward, Damon 2-38; Sides, Landon 1-11; Adaway III, Osc 1-11; Johnson, Isaiah 1-10; Adeyi, Ayo 1-7; Smart, Jordan 1-6. Louisiana Tech-Allen, Cyrus 5-82; Harris, Smoke 4-77; Fields, Jacob 2-15; Shelton, Tyre 2-5; Jones, Nate 1-33; Edwards, Tru 1-5.
INTERCEPTIONS: UNT-None. Louisiana Tech-None.
FUMBLES: UNT-Adaway III, Osc 1-1. Louisiana Tech-Harris, Smoke 1-1.
SACKS (UA-A): UNT-Richards, Mazin 1-0. Louisiana Tech-Hall, Deshon 1-0.
TACKLES (UA-A): UNT-Wood, Kevin 2-7; Wilson, Logan 6-2; Smith, Patrick 2-5; Linder, Bryce 3-3; Wesloski, Ethan 3-3; Richards, Mazin 4-1; Kropp, Carson 3-2; Thompson, Loron 3-1; Brown, Roderic 1-3; Hill, Phil 0-3; Texada, Ridge 2-0; Brown, Jordan 0-2; Wright, Chris 0-1; Rausaw, Kortlin 0-1. Louisiana Tech-Heard, Myles 8-6; Singleton, Cecil 7-4; Randle, Brevin 4-5; Boateng, Jeslord 2-7; Richard, Michael 2-5; Durham-Campbell 1-4; Roberson, Jr., R 3-1; Woods, Cedric 2-2; Williams, Rason 1-3; Hall, Deshon 1-1; Roberts, Willie 1-1; Griffin-Taylor, 1-1; Gray, Jayden 1-0; Brock, Jakobe 1-0; Zimos, Zach 1-0; Willis Jr., Keit 1-0; Nason, Zion 1-0; McElvane, Isaiah 1-0; Evans, Jessie 0-1; Clark, Mykol 0-1.

ACU vs. UNT

DATCU STADIUM • DENTON, TEXAS
SEPT. 30, 2023 • ATTENDANCE: 21,350

POSTGAME NOTES

- The UNT offense continued to roll and helped the Mean Green to a second straight win at DATCU Stadium with a 45-31 win over ACU.
- Junior quarterback Chandler Rogers made his second UNT start and eclipsed the 300-yard passing mark for a second time with 321 yards and three touchdown passes to go with a rushing score.
- The Mean Green notched a second straight game of having a 100-yard rusher and 100-yard receiver en route to 530 total yards.
- The Mean Green (2-2) jumped out to a 24-7 lead after the opening quarter and were first on the scoreboard with an 80-yard scoring strike from Rogers to Ja'Mori Maclin, who finished with two catches for 110 yards.
- Junior Damon Ward Jr., caught three passes for 41 yards but found the end zone twice to give him four touchdown receptions in four games this season.
- Junior running back Ayo Adeyi had 110 yards on 13 carries, while junior Isaiah Johnson had seven carries for 39 yards and two touchdowns. The Mean Green had four ball-carriers with at least seven carries, including Rogers, and had 12 different receivers catch passes, including freshman Landon Sides, who led the team with five receptions in his first start.

SCORING SUMMARY

ACU	7	10	7	7	--	31
UNT	24	7	14	0	--	45

1st	13:16	ACU	Taylor, Blayne 28 yd pass from Mclvor, Maverick (Ramsey, Kyle kick)
	12:21	UNT	Maclin, Ja'Mori 80 yd pass from Rogers, Chandler (Rauschenberg, Noah kick)
	08:56	UNT	Rogers, Chandler 1 yd run (Rauschenberg, Noah kick)
	05:31	UNT	Rauschenberg, Noah 38 yd field goal
	00:12	UNT	Ward, Damon 17 yd pass from Rogers, Chandler (Rauschenberg, Noah kick)
2nd	11:36	UNT	Johnson, Isaiah 11 yd run (Rauschenberg, Noah kick)
	01:40	ACU	Castles, Jed 6 yd pass from Mclvor, Maverick (Ramsey, Kyle kick)
	00:00	ACU	Ramsey, Kyle 54 yd field goal
3rd	10:14	UNT	Ward, Damon 18 yd pass from Rogers, Chandler (Rauschenberg, Noah kick)
	05:06	ACU	Taylor, Blayne 23 yd pass from Mclvor, Maverick (Ramsey, Kyle kick)
	01:01	UNT	Johnson, Isaiah 5 yd run (Rauschenberg, Noah kick)
4th	04:31	ACU	Taylor, Blayne 14 yd pass from Mclvor, Maverick (Ramsey, Kyle kick)

STATISTICS

	ACU	UNT
FIRST DOWNS	20	27
RUSHES-YARDS (NET)	33-170	40-209
PASSING YDS (NET)	217	321
Passes Att-Comp-Int	38-19-1	36-23-0
TOTAL OFFENSE PLAYS-YARDS	71-387	76-530
Fumble Returns-Yards	0-0	0-0
Punt Returns-Yards	0-0	1-5
Kickoff Returns-Yards	0-0	2-39
Interception Returns-Yards	0-0	1-0
Punts (Number-Avg)	6-43.0	4-40.8
Fumbles-Lost	1-0	1-0
Penalties-Yards	4-33	6-65
Possession Time	27:42	32:18
Third-Down Conversions	8 of 17	5 of 14
Fourth-Down Conversions	0 of 1	2 of 2
Red-Zone Scores-Chances	2-2	6-6
Sacks By: Number-Yards	0-0	2-5

INDIVIDUAL STATISTICS

RUSHING: Abilene Christian-Sunday, Jay'Veon 21-140; Graham, Hut 1-11; Wishert, Xavier 4-8; Dobbins, Jeremiah 1-7; Mclvor, Maverick 4-6; Taylor, Blayne 1-0; Hawkins, Quayde 1-minus 2. UNT-Adeyi, Ayo 13-110; Johnson, Isaiah 7-39; Adaway III, Osc 11-31; Rogers, Chandler 7-29; Horton, Kaylon 1-1; TEAM 1-minus 1.
PASSING: Abilene Christian-Mclvor, Maverick 19-36-1-217; TEAM 0-1-0-0; Hawkins, Quayde 0-1-0-0. UNT-Rogers, Chandler 23-36-0-321.
RECEIVING: Abilene Christian-Taylor, Blayne 6-85; Williams, Taelyn 4-33; Castles, Jed 4-24; Jones, Marccayl 2-28; Wishert, Xavier 2-19; Golightly, Trist 1-28. UNT-Rossley, Luke 5-61; Ward, Damon 3-41; Kautai, Xzavior 3-9; Maclin, Ja'Mori 2-110; Conwright, Blai 2-28; Smart, Jordan 2-25; Cleveland, Trey 1-19; Adeyi, Ayo 1-15; Horton, Kaylon 1-12; Adaway III, Osc 1-1; Burns, Roderic 1-1; Johnson, Isaiah 1-minus 1.
INTERCEPTIONS: Abilene Christian-None. UNT-Jackson, Evan 1-0.
FUMBLES: Abilene Christian-TEAM 1-0. UNT-Rogers, Chandler 1-0.
SACKS (UA-A): Abilene Christian-None. UNT-Richards, Mazin 1-0; Wood, Kevin 1-0.
TACKLES (UA-A): Abilene Christian-Moore, Darius 9-3; Dudley, Jameer 6-2; Moffett, Elijah 6-1; Young, Reese 4-3; Jolly, Patrick 3-3; Kelly, Izaiah 3-2; Coheley, Kirby 2-3; Plumley, Dorian 3-1; Cooper, Colt 2-1; Oladele, Kayode 0-3; Herpin, Chris 1-1; Egbo, Anthony 1-0; Oke, David 1-0; Ramsey, Brandon 0-1; Stafford, Rece 0-1; Butler, Jordan 0-1; Ramsey, Kyle 0-1; Inness, Dustin 0-1. UNT-Nakwaasah, Nick 3-3; Linder, Bryce 4-1; Brown, Jordan 2-3; Wood, Kevin 1-4; Wesloski, Ethan 4-0; Moore, Marcus 3-1; Thompson, Loron 2-2; West, Harold 3-0; Wilson, Logan 3-0; Smith, Patrick 2-1; Brown, Roderic 2-1; Smith, Jaylen 1-2; Richards, Mazin 2-0; Vailea, Fatafeh 1-1; Hill, Phil 1-1; Rausaw, Kortlin 0-2; Texada, Ridge 1-0; Jackson, Evan 1-0.

2023 GAME RECAPS

OVERALL: 3-5 (HOME 2-2, ROAD 1-3, NEUTRAL 0-0) | AAC: 1-3 (HOME 1-1, ROAD 0-2, NEUTRAL 0-0)

UNT vs. Navy

NAVY MARINE CORPS MEMORIAL STADIUM • ANNAPOLIS, MARYLAND
OCT. 7, 2023 • ATTENDANCE: 28,648

POSTGAME NOTES

- Ayo Adeyi ran for 125 yards on 14 carries for North Texas football, but the Mean Green fell just short at Navy, 27-24.
- Chandler Rogers completed 22 of 32 passes for 267 yards and a touchdown and added a 75-yard touchdown on the ground for UNT.
- Alex Tecza had a 39-yard scoring run in the second quarter for Navy, and his 21-yarder stretched the Navy lead to 27-17 with 7:07 to play.
- Ayo Adeyi broke loose on a 47-yard touchdown run that cut the North Texas deficit to a field goal with 5:23 remaining. The Mean Green got the ball back with just under two minutes left at their own 20 but couldn't pick up a first down. Adeyi finished with 100+ yards in three straight games, becoming the first UNT player to accomplish that feat since Jaelon Darden in 2018.
- UNT had zero penalties in the contest. It's the first time the Mean Green have had zero penalties in a game in over 23 years.

SCORING SUMMARY

UNT	3	7	0	14	--	24
NAVY	0	13	7	7	--	27

1st 02:43	UNT	Rauschenberg, Noah 42 yd field goal
2nd 07:18	NAVY	Tecza,Alex 39 yd run (Kirkwood,Nathan kick)
02:42	UNT	Rogers, Chandler 75 yd run (Rauschenberg, Noah kick)
00:43	NAVY	Kent,Nathan 26 yd pass from Lavatai,Tai (Kirkwood,Nathan kick failed)
3rd 08:26	NAVY	Hall,Anton 1 yd run (Kirkwood,Nathan kick)
4th 13:01	UNT	Maclin, Ja'Mori 18 yd pass from Rogers, Chandler
07:07	NAVY	Tecza,Alex 21 yd run (Kirkwood,Nathan kick)
05:23	UNT	Adeyi, Ayo 47 yd run (Rauschenberg, Noah kick)

STATISTICS

	UNT	NAVY
FIRST DOWNS	23	21
RUSHES-YARDS (NET)	36-206	58-331
PASSING YDS (NET)	267	75
Passes Att-Comp-Int	33-22-0	10-4-0
TOTAL OFFENSE PLAYS-YARDS	69-473	68-406
Fumble Returns-Yards	0-0	0-0
Punt Returns-Yards	1-0	1-2
Kickoff Returns-Yards	2-44	0-0
Interception Returns-Yards	0-0	0-0
Punts (Number-Avg)	2-53.5	6-46.7
Fumbles-Lost	2-2	0-0
Penalties-Yards	0-0	7-41
Possession Time	26:05	33:55
Third-Down Conversions	2 of 11	4 of 12
Fourth-Down Conversions	3 of 5	2 of 2
Red-Zone Scores-Chances	1-2	1-2
Sacks By: Number-Yards	1-1	8-43

INDIVIDUAL STATISTICS

RUSHING: UNT-Adeyi, Ayo 14-125; Johnson, Isaiah 3-38; Rogers, Chandler 15-33; Earle, Stone 1-7; Adaway III, Oscar 3-3; Navy-Tecza,Alex 17-137; Horvath,Blake 18-88; Fofana,Daba 10-55; Lavatai,Tai 3-28; Chatman,Brandon 4-16; Heidenreich,Eli 1-7; Hall,Anton 2-4; TEAM 3-minus 4.

PASSING: UNT-Rogers, Chandler 22-32-0-267; Earle, Stone 0-1-0-0. Navy-Lavatai,Tai 4-8-0-75; Horvath,Blake 0-2-0-0.

RECEIVING: UNT-Maclin, Ja'Mori 6-76; Burns, Roderic 5-39; Smart, Jordan 3-52; Cleveland, Trey 3-33; Ward, Damon 2-12; Lee, Christian 1-34; Johnson, Isaiah 1-15; Rossley, Luke 1-6. Navy-Chatman,Brandon 1-38; Kent,Nathan 1-26; Arline,Xavier 1-6; Hassan,Amin 1-5.

INTERCEPTIONS: UNT-None. Navy-None.

FUMBLES: UNT-Rogers, Chandler 2-2. Navy-None.

SACKS (UA-A): UNT-Vailea, Fatafeh 0-1; Kropp, Carson 0-1. Navy-Cromwell,Clay 2-0; Duhart,Andrew 1-0; Robinson,Landon 0-1; Reed,Justin 1-0. MCDONALD,Xavier 1-0; Pirris,Luke 1-0; Lane,Rayuan 0-1; HARBOUR,Will 1-0.

TACKLES (UA-A): UNT-Brown, Jordan 6-6; Wilson, Logan 3-5; Wesloski, Ethan 3-5; Vailea, Fatafeh 3-4; Wood, Kevin 4-2; Richards, Mazin 3-3; Nakwaasah, Nick 3-2; Brown, Roderick 2-3; Alobwede,Vic 2-2; Kropp, Carson 0-3; Thompson, Loranzo 2-0; Roach,Kaghen 1-1; Smith, Jaylen 1-1; Texada, Ridge 1-1; Moore,Marcus 0-2; Hill, Phil 0-2; Davis, John 1-0. Navy-Williams Jr.,Mb 7-2; Pirris,Luke 7-2; Ramos,Colin 6-2; Lane,Rayuan 4-2; MCDONALD,Xavier 4-1; HARBOUR,Will 4-1; Duhart,Andrew 4-1; Reed,Justin 2-3; Hutson,Joe 3-1; BERNARDI,Jr,Dona 0-3; Cromwell,Clay 2-0; Peele,Dashaun 1-1; Gibbons,Eavan 1-0; Heidenreich,Eli 1-0; Robinson,Landon 0-1.

TEMPLE vs. UNT

DATCU STADIUM • DENTON, TEXAS
OCT. 14, 2023 • ATTENDANCE: 13,678

POSTGAME NOTES

- UNT got another big game from junior quarterback Chandler Rogers and junior wide receiver Ja'Mori Maclin and saw its defense pitch a second-half shutout as the Mean Green earned their first-ever win as a member of the American Athletic Conference with a 45-14 win over Temple.
- Rogers passed for 307 yards and tied his career-high mark with four touchdown passes while running his streak of pass attempts without an interception up to 165.
- Maclin had a career-high 163 yards on six grabs to go with two more touchdowns to bring his season total to eight in six games.
- The defense had its best performance of the year, as UNT had three interceptions and held Temple scoreless in the second half. The three interceptions was the most for a UNT defense since the Mean Green had four in a win over UTEP on Dec. 11, 2020.
- UNT's 527 total yards marked the fourth time the Mean Green went over 500 yards of total offense this season.

SCORING SUMMARY

TEMPLE	7	7	0	0	--	14
UNT	14	10	7	14	--	45

1st 09:08	UNT	Burns, Roderic 19 yd pass from Rogers, Chandler (Rauschenberg,Noah kick)
05:19	TEMPLE	Hubbard,Darvon 7 yd run (Price,Camden kick)
02:17	UNT	Maclin, Ja'Mori 41 yd pass from Rogers, Chandler (Rauschenberg,Noah kick)
2nd 12:51	UNT	Horton, Kaylon 11 yd pass from Rogers, Chandler (Rauschenberg,Noah kick)
08:53	TEMPLE	Patterson,Quincy 7 yd run
03:56	UNT	Rauschenberg, Noah 24 yd field goal
3rd 11:45	UNT	Adaway III, Oscar 43 yd run (Rauschenberg, Noah kick)
4th 08:17	UNT	Maclin, Ja'Mori 64 yd pass from Rogers, Chandler (Rauschenberg, Noah kick)
01:52	UNT	Johnson, Isaiah 23 yd run (Rauschenberg, Noah kick)

STATISTICS

	TEMPLE	UNT
FIRST DOWNS	24	28
RUSHES-YARDS (NET)	50-242	37-220
PASSING YDS (NET)	105	307
Passes Att-Comp-Int	30-12-3	39-25-0
TOTAL OFFENSE PLAYS-YARDS	80-347	76-527
Fumble Returns-Yards	0-0	1-11
Punt Returns-Yards	0-0	0-0
Kickoff Returns-Yards	2-34	1-21
Interception Returns-Yards	0-0	3-2
Punts (Number-Avg)	3-38.0	2-38.5
Fumbles-Lost	0-0	2-0
Penalties-Yards	3-10	3-25
Possession Time	30:37	29:23
Third-Down Conversions	8 of 16	9 of 15
Fourth-Down Conversions	1 of 4	2 of 3
Red-Zone Scores-Chances	2-2	3-3
Sacks By: Number-Yards	4-23	4-23

INDIVIDUAL STATISTICS

RUSHING: Temple-Patterson,Quinc 24-113; Hubbard,Darvon 11-69; Smith,Joquez 8-36; Saydee,Edward 5-19; Clark,Resse 2-5. UNT-Adaway III, Oscar 7-94; Johnson, Isaiah 10-79; Adeyi, Ayo 8-64; Rogers, Chandle 12-minus 17.

PASSING: Temple-Patterson,Quinc 12-30-3-105. UNT-Rogers, Chandler 25-39-0-307.

RECEIVING: Temple-Anderson Jr.,Am 2-22; Saydee,Edward 2-19; Martin-Robinson 2-17; Hubbard,Darvon 2-0; Baines,Zae 1-17; Clarke,Peter 1-16; Wright,Dante 1-13; Smith,Jordan 1-1. UNT-Maclin, Ja'Mori 6-163; Cleveland, Trey 3-37; Smart, Jordan 3-18; Burns, Roderic 2-21; Ward, Damon 2-12; Conwright, Blair 2-10; Johnson, Isaiah 2-3; Rossley, Luke 1-12; Horton, Kaylon 1-11; Kautai,Xzavier 1-10; Adaway III, Osc 1-7; Lee, Christian 1-3.

INTERCEPTIONS: Temple-None. UNT-Nakwaasah, Nick 1-2; Texada, Ridge 1-0.

FUMBLES: Temple-None. UNT-Rogers, Chandler 1-0; Smart, Jordan 1-0.

SACKS (UA-A): Temple-Black,Diwun 2-0; Magee,Jordan 0-1; Jordan,Layton 0-1; Hollins,Jacob 1-0. UNT-Brown, Chavez 1-0; Rausaw,Kortlin 1-0; Wesloski, Ethan 0-1; Brown, Jordan 0-1.

TACKLES (UA-A): Temple-Hill,Dominick 10-2; Francis,Tywan 7-1; Magee,Jordan 6-2; Jordan,Layton 4-2; Scott,Brenyen 5-0; McMurray,Jalen 3-1; Rigby,Yvandy 2-1; Black,Diwun 2-0; Greene,Conlan 2-0; Hollins,Jacob 2-0; Santiago,Antwon 1-0; Saydee,Edward 1-0; Hawkins,Daiyaan 1-0; Mahone,Jerquavi 1-0; Clark,Elijah 1-0; Yeoman,Corey 1-0; Appiah Darkwa,J 0-1. UNT-Brown, Jordan 5-5; Wilson, Logan 5-2; Wood, Kevin 4-3; Smith, Patrick 4-3; Texada, Ridge 5-1; Hill, Phil 4-1; Richards, Mazin 3-1; Alobwede,Vic 3-0; Brown, Roderick 2-1; Davis, John 2-0; Nakwaasah, Nick 2-0; Rausaw,Kortlin 2-0; Kropp, Carson 2-0; Jackson, Evan 1-1; Moore,Marcus 1-1; Smith, Jaylen 1-1; Wesloski, Ethan 0-2; Brown, Chavez 1-0; Garnett, C.J. 1-0; Thompson, Loron 1-0.

2023 GAME RECAPS

OVERALL: 3-5 (HOME 2-2, ROAD 1-3, NEUTRAL 0-0) | AAC: 1-3 (HOME 1-1, ROAD 0-2, NEUTRAL 0-0)

UNT vs. No. 23/24 TULANE

YULMAN STADIUM • NEW ORLEANS, LOUISIANA
OCT. 21, 2023 • ATTENDANCE: 30,000

POSTGAME NOTES

- Chandler Rogers passed for a season-high 343 yards and two TDs without an interception as North Texas football fell just short at No. 23 Tulane, 35-28, Saturday afternoon at Yulman Stadium.
- Rogers' first touchdown pass went to Ja'Mori Maclin on North Texas' opening possession of the second half. But on North Texas' final drive, his fourth-down pass fell incomplete, allowing Tulane to run out the clock.
- Michael Pratt passed for three touchdowns and scrambled 19 yards for a go-ahead score with 2:34 to go to lead Tulane to the win.
- Tulane appeared to be cruising toward its fifth straight victory when tight end Alex Bauman made his second touchdown catch of the game on a 21-yard throw from Pratt to make it 28-7 in the third quarter.
- North Texas scored touchdowns on their next three possessions, the second of which began with a successful onside kick.
- Landon Sides' 6-yard catch tied the game at 28 with 9:08 remaining in the fourth quarter.
- Ayo Adeyi ran for an 18-yard touchdown and Oscar Adaway scored on a 1-yard run for North Texas.

SCORING SUMMARY

UNT	0	0	21	7	--	28
TULANE	7	14	7	7	--	35

1st 08:07	UNT	Rauschenberg, Noah 25 yd field goal
03:23	UNT	Adeyi, Ayo 13 yd run (Rauschenberg, Noah kick)
2nd 11:37	UNT	Rauschenberg, Noah 22 yd field goal
07:49	LT	Allen, Cyrus 12 yd pass from Bachmeier, Hank (Barnes, Jacob kick)
01:56	UNT	Rauschenberg, Noah 48 yd field goal
01:36	LT	Harris, Smoke 19 yd pass from Bachmeier, Hank (Barnes, Jacob kick)
00:14	UNT	Ward, Damon 6 yd pass from Rogers, Chandle (Rauschenberg, Noah kick)
3rd 04:03	UNT	Adeyi, Ayo 6 yd run (Rauschenberg, Noah kick)
4th 14:55	LT	Shelton, Tyre 7 yd run (Rivera, Ryan pass failed)
10:23	UNT	Maclin, Ja'Mori 36 yd pass from Rogers, Chandle (Rauschenberg, Noah kick)
06:27	LT	Turner, Jack 1 yd run (Barnes, Jacob kick)
01:32	LT	Barnes, Jacob 30 yd field goal
01:04	LT	Harris, Smoke 36 yd pass from Turner, Jack (Buchanan, Buck kick)
00:03	UNT	Rauschenberg, Noah 31 yd field goal

STATISTICS

	UNT	TULANE
FIRST DOWNS	23	24
RUSHES-YARDS (NET)	24-83	48-245
PASSING YDS (NET)	343	194
Passes Att-Comp-Int	51-35-0	21-15-1
TOTAL OFFENSE PLAYS-YARDS	75-426	69-439
Fumble Returns-Yards	0-0	0-0
Punt Returns-Yards	0-0	0-0
Kickoff Returns-Yards	2-36	0-0
Interception Returns-Yards	1-0	0-0
Punts (Number-Avg)	2-42.5	2-45.5
Fumbles-Lost	2-1	1-1
Penalties-Yards	2-10	4-45
Possession Time	27:24	32:36
Third-Down Conversions	5 of 13	9 of 15
Fourth-Down Conversions	1 of 5	2 of 3
Red-Zone Scores-Chances	4-4	3-4
Sacks By: Number-Yards	0-0	1-4

INDIVIDUAL STATISTICS

RUSHING: UNT-Rogers, Chandler 8-34; Adeyi, Ayo 7-26; Adaway III, Oscar 8-15; Rossley, Luke 1-8. Tulane-Hughes, Makhi 20-121; Pratt, Michael 15-70; Barnes III, Arno 8-27; Jackson, Jha'Qua 1-17; Louis, Shedro 2-12; TEAM 2-minus 2.
PASSING: UNT-Rogers, Chandler 35-51-0-343. Tulane-Pratt, Michael 15-21-1-194.
RECEIVING: UNT-Maclin, Ja'Mori 8-71; Ward, Damon 6-62; Conwright, Blair 4-70; Burns, Roderic 4-54; Rossley, Luke 4-25; Smart, Jordan 4-23; Cleveland, Trey 2-22; Johnson, Isaiah 2-8; Adaway III, Osc 1-8. Tulane-Keys III, Lawren 5-78; Brazzell II, Chr 2-50; Jackson, Jha'Qua 2-24; Bauman, Alex 2-23; Hughes, Makhi 2-13; Brown, Yulkeith 2-6.
INTERCEPTIONS: UNT-Hill, Phil 1-0. Tulane-None.
FUMBLES: UNT-Adaway III, Oscar 1-1; Rogers, Chandler 1-0. Tulane-Pratt, Michael 1-1.
SACKS (UA-A): UNT-None. Tulane-Grubbs, Tyler 1-0.
TACKLES (UA-A): UNT-Brown, Jordan 8-7; Smith, Patrick 6-3; Brown, Roderic 4-2; Richards, Mazin 3-3; Vailea, Fatafehi 1-3; Wesloski, Ethan 2-1; Wilson, Logan 2-1; Texada, Ridge 1-1; Linder, Bryce 1-1; Kropp, Carson 1-1; Wood, Kevin 0-2; Smith, Jaylen 1-0; Jackson, Evan 1-0; Hill, Phil 1-0; Moore, Marcus 1-0; Thompson, Loran 1-0; Rausau, Kortlin 1-0; Johnson, Isaiah 0-1. Tulane-Robinson, Lance 6-3; Hampton, Jr., A. 7-1; Small, Jared 3-3; Pedesclaux, Kam 1-5; Douglas, DJ 5-0; Despanie, Bailey 4-1; Machado, Jesus 3-2; Grubbs, Tyler 3-1; Cooper Jr., Keit 2-0; Deal, Devean 1-1; Jenkins, Patrick 1-1; Monroe, Jarius 1-0; Hicks, Jr., Eric 1-0; Taliacich, Noah 1-0; Laister, Shi'Kee 1-0; Sybrandt, Austin 1-0; Fobbs-White, Mat 1-0; Annoor, Tahir 1-0.

MEMPHIS vs. UNT

DATCU STADIUM • DENTON, TEXAS
OCT. 28, 2023 • ATTENDANCE: 18,062

POSTGAME NOTES

- The Mean Green overcame a 21-point halftime deficit and took their first lead with 47 seconds remaining in the game but fell victim to a game-winning touchdown with 12 seconds to play to drop a 45-42 heartbreaker to Memphis on Saturday at DATCU Stadium.
- Chandler Rogers threw for a career-high 411 yards and a career-high five touchdowns, while the Mean Green had two 100-yard receivers for the first time in nearly three years to lead them back from a 31-7 first-half deficit.
- UNT's defense forced five stops (three punts and two turnovers on downs) in six second-half possessions before allowing Memphis' game-winner in the closing seconds.
- Junior running back Ayo Adeyi had his fourth 100-yard rushing effort of the season with 104 yards on 10 carries, and Damon Ward, Jr., and Roderic Burns both eclipsed 100 yards receiving.
- Burns had three touchdown receptions and Ja'Mori Maclin scored twice to give him 11 touchdown receptions in eight games this season.

SCORING SUMMARY

MEMPHIS	14	17	0	14	--	45
UNT	7	3	11	21	--	42

1st 14:14	MEMPHIS	Watson, Blake 64 yd run
09:51	MEMPHIS	Watson, Blake 65 yd run
07:18	UNT	Burns, Roderic 41 yd pass from Rogers, Chandler
2nd 14:12	MEMPHIS	Gillis, Tanner 28 yd field goal
04:57	MEMPHIS	Thomas, Brandon 1 yd run
02:05	MEMPHIS	Thomas, Brandon 1 yd run
00:46	UNT	Rauschenberg, Noah 39 yd field goal
3rd 09:01	UNT	Rauschenberg, Noah 27 yd field goal
02:01	UNT	Burns, Roderic 4 yd pass from Rogers, Chandler
4th 11:59	MEMPHIS	Thomas, Brandon 1 yd run
10:32	UNT	Burns, Roderic 35 yd pass from Rogers, Chandler
04:19	UNT	Maclin, Ja'Mori 17 yd pass from Rogers, Chandler
00:47	UNT	Maclin, Ja'Mori 6 yd pass from Rogers, Chandler
00:12	MEMPHIS	Scates, Joe 36 yd pass from Henigan, Seth

STATISTICS

	MEMPHIS	UNT
FIRST DOWNS	24	28
RUSHES-YARDS (NET)	41-270	24-180
PASSING YDS (NET)	330	411
Passes Att-Comp-Int	28-22-0	50-32-0
TOTAL OFFENSE PLAYS-YARDS	69-600	74-591
Fumble Returns-Yards	0-0	0-0
Punt Returns-Yards	1-0	1-2
Kickoff Returns-Yards	0-0	6-104
Interception Returns-Yards	0-0	0-0
Punts (Number-Avg)	3-46.3	3-41.3
Fumbles-Lost	0-0	1-1
Penalties-Yards	4-30	7-55
Possession Time	34:13	25:47
Third-Down Conversions	5 of 11	7 of 14
Fourth-Down Conversions	0 of 2	0 of 1
Red-Zone Scores-Chances	4-4	4-4
Sacks By: Number-Yards	3-26	1-2

INDIVIDUAL STATISTICS

RUSHING: Memphis-Watson, Blake 17-169; Smith, Sutton 9-59; Thomas, Brandon 9-28; Henigan, Seth 6-14. North Texas-Adeyi, Ayo 10-104; Adaway III, Osca 6-87; Horton, Kaylon 1-11; Sides, Landon 1-7; Rogers, Chandler 6-minus 29.
PASSING: Memphis-Henigan, Seth 22-28-0-330. North Texas-Rogers, Chandler 32-49-0-411; TEAM 0-1-0-0.
RECEIVING: Memphis-Watson, Blake 5-100; Blankumsee, DeMe 4-80; Taylor, Roc 4-37; Scates, Joe 3-44; Landphere, Antho 3-42; Drake, Koby 2-23; Dove, Tauskie 1-4. North Texas-Ward, Damon 8-120; Maclin, Ja'Mori 6-45; Burns, Roderic 5-102; Adaway III, Oscar 3-31; Sides, Landon 3-26; Conwright, Blair 2-35; Smart, Jordan 2-20; Cleveland, Trey 1-27; Kautai, Xzavior 1-9; Lee, Christian 1-minus 4.
INTERCEPTIONS: Memphis-None. North Texas-None.
FUMBLES: Memphis-None. North Texas-Rogers, Chandler 1-1.
SACKS (UA-A): Memphis-Martin, Chandler 1-0; Allen, Jaylon 1-0; Spears, Keveion' 1-0. North Texas-Brown, Jordan 0-1; Wesloski, Ethan 0-1.
TACKLES (UA-A): Memphis-Martin, Chandler 4-2; Barnett, Julian 5-0; Brumfield, DeAgo 4-0; Allen, Jaylon 4-0; Cantin-Arku, Geo 3-1; Smith, Cameron 3-1; Blair, Simeon 3-1; Coffey, An' Dariu 2-0; Bell, DJ 2-0; Spears, Keveion' 2-0; Hawkins, Jamar 1-1; Feaster, Malik 1-1; Evans, Cincir 1-1; Williams, Joel 1-0; Johnson, Jaylen 1-0; Rubin, Greg 1-0; Edmondson, Bryce 1-0; Joyner, Jaylen 1-0; Hamilton, CorMon 1-0; Thomas, Brandon 1-0. North Texas-Brown, Jordan 5-5; Anderson, Jayven 7-2; Wesloski, Ethan 5-4; Smith, Patrick 4-1; Hill, Phil 3-2; Brown, Roderic 1-4; Richards, Mazin 3-1; Smith, Jaylen 3-0; Texada, Ridge 3-0; Linder, Bryce 1-1; Wood, Kevin 1-1; Vailea, Fatafehi 1-1; Davis, John 0-2; Wilson, Logan 0-2; Jackson, Evan 1-0; Traylor, Christi 1-0; Kropp, Carson 1-0; Thompson, Loran 0-1; Roach, Kaghan 0-1.

RUSHING

YARDS PER ATTEMPT

(SINCE 2001)

1.	5.3	2009
2.	5.2	2022
3.	5.2	2020
--	5.1	2023
4.	5.0	2010
5.	4.8	2021
6.	4.6	2004
7.	4.5	2017
8.	4.4	2015
9.	4.3	2018
	4.3	2012
	4.3	2013

YARDS

1.	3,079	1951
2.	3,035	2021
3.	2,908	1959
4.	2,798	2022
5.	2,593	1952
6.	2,512	1953
7.	2,426	2010
8.	2,372	2002
9.	2,366	1980
10.	2,349	2013
--	1,652	2023

YARDS PER GAME

1.	290.8	1959
2.	279.9	1951
3.	259.3	1952
4.	251.2	1953
5.	234.4	1986
6.	233.4	2021
7.	230.8	1957
8.	230.2	2020
9.	215.0	1980
10.	210.9	1961
--	179.4	2023

TOUCHDOWNS

1.	33	1951
2.	32	2021
3.	31	2013
4.	28	2003
	28	2017
6.	27	2009
7.	25	2018
8.	24	2016
	24	1977
	24	2022
--	13	2023

TOTAL OFFENSE

TOTAL PLAYS

1.	1,037	2017
2.	1,033	2021
3.	968	2022
4.	966	2018
5.	951	2013
--	592	2023

TOTAL YARDS

1.	6,465	2022
2.	6,366	2017
3.	5,987	2018
4.	5,597	2021
5.	5,336	2013
6.	5,132	2020
7.	5,023	2019
8.	4,904	2009
9.	4,901	2007
10.	4,845	1951
--	3,882	2023

FIRST DOWNS

(SINCE 2001)

1.	340	2017
2.	321	2018
3.	307	2022
4.	300	2021
5.	279	2013
6.	258	2007
7.	253	2019
8.	249	2009
9.	248	2020
10.	247	2008
--	196	2023

YARDS PER PLAY

(SINCE 2001)

1.	6.7	2022
--	6.6	2023
2.	6.6	2020
3.	6.2	2018
	6.2	2017
5.	5.9	2019
	5.9	2009
7.	5.6	2004
	5.6	2010
	5.6	2013
10.	5.5	2021
	5.5	2012

YARDS PER GAME

1.	513.2	2020
--	485.3	2023
2.	461.8	2022
3.	460.5	2018
4.	454.7	2017
5.	430.5	2021

PUNTING

PUNTS

(SINCE 2001)

1.	88	2002
2.	81	2000
3.	77	2005
4.	76	2015
5.	75	2004
6.	74	2003
	74	2011
8.	73	2016
	73	2014
10.	70	2008
--	24	2023

YARDS PER PUNT

(SINCE 2001)

1.	43.9	2021
2.	43.5	2011
3.	43.4	2019
	43.4	2020
5.	43.2	2014
6.	43.1	2016
7.	42.3	2018
8.	42.1	2015
9.	41.8	2008
10.	41.7	2002
--	41.4	2023

DEFENSE

INTERCEPTIONS

1.	32	1969
2.	28	1967
	28	1978
4.	26	1970
5.	25	1968

SACKS

(SINCE 2001)

1.	38	2021
	38	2013
3.	34	2018
	34	2014
5.	27	2011
	27	2022
7.	26	2019
	26	2016
9.	22	2020
	22	2017

TACKLES FOR LOSS

(SINCE 2001)

1.	97	2018
2.	88	2021
3.	79	2013
4.	75	2017
5.	74	2019
6.	73	2016
7.	70	2014
8.	65	2011
9.	64	2015
10.	63	2022

INDIVIDUAL PROGRAM RECORDS UPDATE

RUSHING YARDS PER ATTEMPT

CAREER LEADERS				
MINIMUM 175 ATTEMPTS				
PLAYER	SEASONS	YDS	ATT	AVG
-- Ayo Adeyi	2021-Pres.	1,914	277	6.91
1. Ray Renfro	1948-51	1,556	230	6.76
2. Tommy Runnels	1952-55	1,191	208	5.72
3. Dean Renfro	1952-54	1,204	213	5.65
4. Jeffery Wilson	2014-17	3,205	562	5.70
5. Tommy Gray	1950-52	1,767	314	5.62
6. Tre Siggers	2017-20	1,311	237	5.53
7. Ralph Reynolds	1952-53	1,331	242	5.50
8. Lance Dunbar	2008-11	4,224	782	5.40
-- Oscar Adaway	2019-Pres.	1,544	287	5.38

RUSHING YARDS PER ATTEMPT

SEASON LEADERS				
MINIMUM 80 ATTEMPTS				
PLAYER	SEASON	ATT	YDS	AVG
1. Ray Renfro	1951	127	959	7.55
-- Ayo Adeyi	2023	81	611	7.54
2. Ayo Adeyi	2022	112	807	7.21
2. Dean Renfro	1953	101	700	6.93
3. Lance Dunbar	2009	200	1,378	6.89
4. Tommy Runnels	1955	83	570	6.86
5. Jeffery Wilson	2017	188	1,215	6.46
6. Jamario Thomas	2004	285	1,801	6.32
7. Abner Hayes	1959	116	730	6.29
8. Ralph Reynolds	1952	123	758	6.16
9. Jamario Thomas	2007	112	666	5.95
10. Ayo Adeyi	2021	84	496	5.90

PASSING EFFICIENCY

SEASON LEADERS					
MINIMUM 125 ATTEMPTS					
PLAYER	YEAR	YDS	TD	INT	RTG
-- Chandler Rogers	2023	2,173	19	1	155.51
1. Ken Washington	1977	1,155	10	6	154.28
2. Mitch Maher	1994	3,103	26	14	148.50
3. Scott Hall	2003	1,732	13	5	153.43
4. Mason Fine	2018	3,793	27	5	149.41
5. Austin Aune	2020	1,650	13	4	148.38
6. Austin Aune	2022	3,547	33	15	148.14
7. Jason Bean	2020	1,131	14	5	144.97
8. Mason Fine	2017	4,052	31	15	144.16
9. Mason Fine	2019	3,088	29	9	143.50
10. Mitch Maher	1993	2,595	24	14	137.40

PASSING YARDS

SEASON LEADERS					
PLAYER	SEASON	CMP	ATT	PCT	YDS
1. Mason Fine	2017	324	511	.634	4,052
2. Mason Fine	2018	303	469	.646	3,793
3. Austin Aune	2022	232	411	.564	3,547
4. Mitch Maher	1994	231	370	.624	3,103
5. Mason Fine	2019	257	414	.620	3,088
6. Derek Thompson	2013	251	390	.643	2,896
7. Steve Ramsey	1969	195	414	.471	2,828
8. Giovanni Vizza	2008	309	493	.626	2,758
9. Derek Thompson	2012	214	372	.575	2,649
10. Mitch Maher	1993	176	324	.543	2,595
-- Chandler Rogers	2023	175	269	.651	2,173

PASSING YARDS PER ATTEMPT

SEASON LEADERS					
MINIMUM 50 ATTEMPTS (SINCE 2000)					
PLAYER	SEASON	ATT	YDS	YPA	
1. Austin Aune	2020	185	1,650	8.918	
2. Austin Aune	2022	411	3,547	8.630	
3. Scott Hall	2003	186	1,580	8.494	
4. Mason Fine	2018	469	3,793	8.087	
-- Chandler Rogers	2023	269	2,173	8.078	
5. Nathan Tune	2010	66	525	7.954	
6. Mason Fine	2017	511	4,052	7.929	
7. Dajon Williams	2014	77	607	7.883	
8. Jason Bean	2020	145	1,131	7.800	
9. Mason Fine	2019	414	3,088	7.458	
10. Derek Thompson	2013	390	2,896	7.425	

PASSING COMPLETIONS

SEASON LEADERS					
PLAYER	SEASON	ATT	YARDS	CMP	
1. Mason Fine	2017	511	4,052	324	
2. Giovanni Vizza	2008	493	2,758	309	
3. Mason Fine	2018	469	3,793	303	
4. Mason Fine	2019	414	3,088	257	
5. Derek Thompson	2013	390	2,896	251	
6. Austin Aune	2022	232	3,547	232	
7. Mitch Maher	1994	370	3,103	231	
8. Giovanni Vizza	2007	383	2,388	223	
9. Derek Thompson	2012	372	2,649	214	
10. Riley Dodge	2009	303	1,975	205	
-- Chandler Rogers	2023	269	2,173	175	

COMPLETION PERCENTAGE

SEASON LEADERS					
MINIMUM 100 ATTEMPTS					
PLAYER	SEASON	CMP	ATT	PCT	
1. Riley Dodge	2009	205	303	.676	
-- Chandler Rogers	2023	175	269	.651	
2. Mason Fine	2018	303	469	.646	
3. Derek Thompson	2013	251	390	.643	
4. Mason Fine	2017	324	511	.634	
5. Daniel Meager	2007	107	169	.633	
6. Giovanni Vizza	2008	309	493	.626	
7. Mitch Maher	1994	231	370	.624	
8. Mason Fine	2019	257	414	.620	
9. Jordan Case	1979	103	167	.616	
10. Rusty Hill	1982	177	292	.606	

PASSING TOUCHDOWNS

SEASON LEADERS				
PLAYER	SEASONS	YDS	TD	
1. Austin Aune	2022	3,547	33	
2. Mason Fine	2017	4,052	31	
3. Mason Fine	2019	3,088	29	
4. Mason Fine	2018	3,793	27	
5. Mitch Maher	1994	3,103	26	
6. Steve Ramsey	1969	2,828	24	
Steve Ramsey	1968	2,516	24	
Mitch Maher	1993	2,595	24	
9. Steve Ramsey	1967	1,732	21	
10. Scott Hall	2001	1,453	19	
-- Chandler Rogers	2023	2,173	19	

TOUCHDOWN-TO-INTERCEPTION RATIO

SEASON LEADERS				
MINIMUM 13 TOUCHDOWNS				
PLAYER	SEASON	TD	INT	RATIO
-- Chandler Rogers	2023	19	1	19.00
1. Mason Fine	2018	27	5	5.40
2. Scott Hall	2004	14	4	3.50
3. Austin Aune	2020	13	4	3.25
4. Mason Fine	2019	29	9	3.22
5. Scott Hall	2003	13	5	2.60
6. Austin Aune	2022	33	15	2.20
7. Mason Fine	2017	31	15	2.06
8. Mitch Maher	1994	26	14	1.85
9. Scott Hall	2001	19	11	1.72
10. Mitch Maher	1993	24	14	1.71

PASSING YARDS PER GAME

SEASON LEADERS				
MINIMUM 5 GAMES (SINCE 2000)				
PLAYER	SEASON	GMS	YDS	AVG
1. Mason Fine	2018	13	3,793	291.8
2. Mason Fine	2017	14	4,052	289.4
-- Chandler Rogers	2023	8	2,173	271.6
3. Mason Fine	2019	12	3,088	257.3
4. Austin Aune	2022	14	3,547	253.4
5. Giovanni Vizza	2007	10	2,388	238.8
6. Giovanni Vizza	2008	12	2,758	229.8
7. Derek Thompson	2013	13	2,896	222.8
8. Derek Thompson	2012	12	2,649	220.8
9. Daniel Meager	2007	5	1,088	217.6
10. Austin Aune	2020	8	1,650	206.2

RECEPTIONS

CAREER LEADERS				
PLAYER	SEASONS	YDS	AVG	REC
1. Jaelon Darden	2017-20	2,782	12.09	230
2. Casey Fitzgerald	2005-08	2,533	11.86	229
3. Carlos Harris	2012-15	2,406	12.21	197
4. Johnny Quinn	2003-06	2,718	14.53	187
5. David Brown	1991-94	2,402	13.19	182
6. Pete Harvey	1978-81	1,932	11.78	164
-- Roderic Burns	2019-Pres.	2,089	14.11	148
7. John Love	1956-66	2,124	14.75	144
Ron Shanklin	1967-69	2,465	17.11	144
9. Michael Lawrence	2016-19	1,929	13.48	143
10. Barry Moore	1968-69	2,183	15.59	140
11. Troy Redwine	1992-96	2,567	18.60	138
12. Marvin Walker	1979-82	1,475	10.76	137
13. Rico Bussey	2016-19	1,941	15.16	128
14. Jim Russell	1965-67	1,701	13.94	122
15. Brandon Jackson	2004-07	1,247	10.39	120
16. Brelan Chancellor	2010-13	1,711	14.75	116
18. Marcus Camper	1985-88	1,939	17.46	111
19. Turner Smiley	2013-17	1,462	13.66	107
20. Kamaal Jackson	2013-17	1,147	11.02	104

RECEIVING TOUCHDOWNS

SEASON LEADERS				
PLAYER	SEASON	REC	YDS	TD
1. Jaelon Darden	2020	74	1,190	19
2. Ron Shanklin	1967	41	867	13
3. Jaelon Darden	2019	76	736	12
Rico Bussey Jr.	2018	68	1,017	12
Casey Fitzgerald	2007	111	1,322	12
6. David Brown	1994	66	1,013	11
George Marshall	2001	32	546	11
Marvin Walker	1982	91	934	11
Jyaire Shorter	2022	23	628	11
-- Ja'Mori Maclin	2023	39	703	11
10. John Love	1966	68	1,130	10

RECEIVING TOUCHDOWNS

CAREER LEADERS

PLAYER	SEASONS	REC	YDS	TD
1. Jaelon Dardon	2017-20	230	2,782	38
2. Ron Shanklin	1967-69	144	2,465	31
3. Tony Redwine	1992-96	138	2,567	23
4. David Brown	1991-94	182	2,402	22
5. Rico Bussey Jr.	2016-19	128	1,941	21
Johnny Quinn	2003-06	187	2,718	21
7. Casey Fitzgerald	2005-08	229	2,533	20
Jyaire Shorter	2018-22	58	1,320	20
9. John Love	1965-66	144	2,124	17
10. Jalen Guyton	2017-18	103	1,580	15
George Marshall	1999-02	78	1,194	15
-- Ja'Mori Maclin	2022-23	55	1,083	13

RECEIVING YARDS

CAREER LEADERS

PLAYER	SEASONS	REC	AVG	YDS
1. Jaelon Darden	2017-20	230	12.09	2,782
2. Johnny Quinn	2003-06	187	14.53	2,718
3. Troy Redwine	1992-96	138	18.60	2,567
4. Casey Fitzgerald	2005-08	229	11.86	2,533
5. Ron Shanklin	1967-69	144	17.11	2,465
6. Carlos Harris	2012-15	197	12.21	2,406
7. David Brown	1991-94	182	13.19	2,402
8. Barry Moore	1968-69	140	15.59	2,183
9. John Love	1965-66	144	14.75	2,124
-- Roderic Burns	2019-Pres.	148	14.11	2,089
10. Rico Bussey Jr.	2016-19	128	15.16	1,941
11. Marcus Camper	1985-88	111	17.46	1,939
12. Pete Harvey	1978-81	164	11.78	1,932
13. Michael Lawrence	2016-19	143	13.48	1,929
14. Brelan Chancellor	2010-13	116	14.75	1,711
15. James Russell	1965-67	122	13.94	1,701
16. Jalon Guyton	2017-18	103	15.33	1,580
17. Marvin Walker	1979-82	137	10.76	1,475
18. Turner Smiley	2013-17	107	13.66	1,462
19. David Yaeger	1971-72	77	17.77	1,369
-- Ja'Mori Maclin	2022-Pres.	55	19.69	1,083

RECEIVING YARDS

SEASON LEADERS

PLAYER	SEASON	REC	AVG	YDS
1. Casey Fitzgerald	2007	111	11.90	1,322
2. Jaelon Darden	2020	74	16.08	1,190
3. Barry Moore	1969	71	15.91	1,130
John Love	1966	68	16.61	1,130
5. Casey Fitzgerald	2008	113	9.90	1,119
6. Barry Moore	1968	71	14.83	1,053
7. Rico Bussey Jr.	2018	68	14.95	1,017
8. David Brown	1994	66	15.34	1,013
9. John Love	1965	76	13.07	994
10. Marcus Camper	1988	54	17.37	938
11. Marvin Walker	1982	91	10.26	934
12. Ron Shanklin	1969	56	15.60	874
13. Ron Shanklin	1967	41	21.14	867
14. Carlos Harris	2014	70	12.32	863
15. Michael Lawrence	2017	62	13.20	819
16. Tony Redwine	1994	49	16.55	811
17. Jalon Guyton	2018	54	14.90	805
18. Roderic Burns	2021	58	13.82	802
19. Brelan Chancellor	2013	53	14.94	792
20. Darnell Smith	2013	70	11.30	791
-- Ja'Mori Maclin	2023	39	19.69	703

YARDS PER RECEPTION

CAREER LEADERS (MINIMUM 50 RECEPTIONS)

PLAYER	SEASONS	REC	YDS	AVG
1. Jyaire Shorter	2018-22	58	1,320	22.76
-- Ja'Mori Maclin	2022-Pres.	55	1,083	19.69
2. Troy Redwine	1992-96	138	2,567	18.60
3. Broderick McGrew	1996-99	66	1,224	18.54
4. Devin Kervin	1972-73	69	1,246	18.05
5. David Yaeger	1971-72	77	1,369	17.77
6. Marcus Camper	1985-88	111	1,939	17.46
7. Deonte Simpson	2019-21	48	830	17.29
8. Andy Blount	2001-04	56	871	15.55
9. Jalen Guyton	2017-18	103	1,580	15.33
10. George Marshall	1999-02	78	1,194	15.30

YARDS PER RECEPTION

SEASON LEADERS (MINIMUM 20 RECEPTIONS)

PLAYER	SEASON	REC	YDS	AVG
1. AV Collins	1949	30	949	31.63
2. Jyaire Shorter	2022	23	628	27.30
3. Troy Redwine	1993	34	867	25.50
4. Vance Jackson	1973	29	639	22.03
5. Ron Shanklin	1967	41	867	21.14
6. Johnny Quinn	2003	34	709	20.85
7. Scott Ford	1992	21	435	20.71
8. Deonte Simpson	2020	25	517	20.68
9. Jyaire Shorter	2019	24	473	19.70
10. Andy Blount	2003	22	415	18.86
-- Ja'Mori Maclin	2023	39	703	18.03

YARDS PER GAME

CAREER LEADERS (SINCE 2000)

PLAYER	SEASONS	G	YDS	AVG
1. Casey Fitzgerald	2005-08	28	2,533	90.46
2. Rico Bussey Jr.	2016-19	30	1,923	64.10
3. Jalen Guyton	2017-18	25	1,580	63.20
4. Sam Dibrell	2007-08	10	610	61.00
5. Jaelon Dardon	2017-20	47	2,782	59.19
6. Johnny Quinn	2003-06	47	2,718	57.82
7. Carlos Harris	2012-15	42	2,396	57.04
8. Darnell Smith	2012-13	21	1,170	55.71
9. Ivan Delgado	2011-12	17	875	51.47
10. Jamaal Jackson	2009-10	23	1,147	49.86
-- Ja'Mori Maclin	2022-23	22	703	49.23
-- Roderic Burns	2019-23	45	2,089	46.42

YARDS PER GAME

SEASON LEADERS (SINCE 2000)

PLAYER	SEASON	G	YDS	AVG
1. Jaelon Darden	2020	9	1,190	132.22
2. Casey Fitzgerald	2007	12	1,322	110.16
3. Casey Fitzgerald	2008	12	1,119	93.25
-- Ja'Mori Maclin	2023	8	703	87.88
4. Rico Bussey Jr.	2018	12	1,017	84.75
5. Carlos Harris	2014	12	863	71.91
6. Darnell Smith	2013	12	791	65.71
7. Johnny Quinn	2004	12	785	65.41
8. Brandon Jackson	2007	12	784	65.33
9. Jalen Guyton	2017	12	775	64.58
10. Jalen Guyton	2018	13	805	61.92

FIELD GOALS MADE

SEASON LEADERS

PLAYER	SEASON	PCT	FGA	FGM
1. Trevor Moore	2017	.909	22	20
2. Cole Hedlund	2018	.863	22	19
Keith Chapman	1989	.703	27	19
4. Ethan Mooney	2022	.857	18	21
5. Ethan Mooney	2019	.800	20	16
7. Trevor Moore	2014	.882	17	15
Denis Hopovac	2006	.714	21	15
8. Nick Bazaldua	2004	.777	18	14
Garrett Courtney	1997	.875	16	14
Jeff Graham	1996	.700	20	14
Keith Chapman	1988	.700	20	14
Keith Chapman	1987	.700	20	14
Whit Smith	1980	.666	21	14
-- Noah Rauschenberg	2023	.846	13	11

FIELD GOAL PERCENTAGE

SEASON LEADERS (MINIMUM 10 ATTEMPTS)

PLAYER	SEASON	FGM	FGA	PCT
1. Trevor Moore	2017	20	22	.909
2. Trevor Moore	2014	15	17	.882
3. Garret Courtney	1997	14	16	.875
4. Zach Olen	2010	13	15	.867
5. Cole Hedlund	2018	19	22	.864
6. Ethan Mooney	2022	18	21	.857
7. Ethan Mooney	2021	11	13	.846
-- Noah Rauschenberg	2023	11	13	.846
8. Jason Ball	1999	9	11	.818
9. Richard DeFelice	1993	13	16	.813
10. Ethan Mooney	2019	16	20	.800

PAT KICKS MADE

SEASON LEADERS

PLAYER	SEASON	XPA	XPM
1. Trevor Moore	2017	55	55
2. Ethan Mooney	2022	55	54
3. Cole Hedlund	2018	54	51
4. Zach Paul	2013	49	48
5. Nick Bazaldua	2003	45	44
6. Ethan Mooney	2019	44	43
7. Trevor Moore	2016	41	41
8. Ethan Mooney	2021	40	40
9. Ethan Mooney	2020	38	38
10. Nick Bazaldua	2004		37
Iseed Khoury	1977	37	37
Keith Chapman	1988	37	37
Trevor Moore	2014	37	37
-- Noah Rauschenberg	2023	33	33

PASSES DEFENDED

CAREER LEADERS (SINCE 2001)

PLAYER	SEASONS	PDF
1. Jonas Buckles	2001-04	30
2. Nate Brooks	2015-18	29
Royce Hill	2008-11	29
4. Kemon Hall	2017-18	28
5. Zac Whitfield	2011-15	27
6. DeShawn Gaddie	2019-22	25
-- Ridge Texada	2021-Pres.	25
8. Eric Jenkins	2016-17	22
Don McGee	2001-02	22
10. James Jones	2013-14	20