



Officials: Shaen Land, Raymond Tate, Trent Davis

Western Illinois - 68

Record: 0-1

| NO. | Name | Min | FG | | | 3P | | | FT | | | Rebounds | | | Fouls | | TP | AS | TO | ST | Blocks | | +/- |
|---------------|-------------------|---------|-------|------|-------|----|----|-----|----|----|----|----------|-----|----|-------|---|----|----|----|----|--------|-----|-----|
| | | | M-A | M-A | M-A | OR | DR | TOT | PF | FD | OR | DR | TOT | BS | BA | | | | | | | | |
| 4 | Jesiah West | F 33:42 | 5-15 | 0-3 | 1-2 | 7 | 6 | 13 | 4 | 2 | 11 | 1 | 2 | 1 | 1 | 1 | 1 | 1 | 1 | 1 | 1 | -9 | |
| 22 | Joe Petrakis | F 33:21 | 1-6 | 0-3 | 0-0 | 0 | 3 | 3 | 3 | 0 | 2 | 2 | 0 | 0 | 2 | 1 | 0 | 0 | 2 | 1 | 1 | -15 | |
| 23 | Drew Cisse | F 19:08 | 4-5 | 0-0 | 0-1 | 3 | 4 | 7 | 5 | 1 | 8 | 1 | 2 | 1 | 0 | 0 | 1 | 0 | 0 | 0 | 1 | | |
| 1 | Quinlan Bennett | G 19:21 | 1-6 | 0-0 | 0-2 | 2 | 3 | 5 | 3 | 1 | 2 | 1 | 1 | 0 | 0 | 0 | 1 | 0 | 0 | 1 | -4 | | |
| 5 | James Dent Jr. | G 36:45 | 6-18 | 2-9 | 6-10 | 1 | 6 | 7 | 2 | 5 | 20 | 2 | 2 | 0 | 1 | 3 | 1 | 2 | 0 | 1 | 3 | -12 | |
| 24 | Tay Knox | 25:30 | 2-7 | 0-0 | 0-0 | 3 | 6 | 9 | 3 | 2 | 4 | 0 | 1 | 0 | 4 | 1 | 0 | 4 | 1 | 1 | -1 | | |
| 0 | Shay Davis | 33:11 | 3-10 | 3-9 | 3-4 | 0 | 2 | 2 | 0 | 1 | 12 | 2 | 3 | 0 | 2 | 0 | 2 | 0 | 2 | 0 | -4 | | |
| 2 | Ryan Myers | 15:26 | 2-7 | 1-4 | 3-4 | 0 | 0 | 0 | 4 | 2 | 8 | 0 | 0 | 0 | 0 | 0 | 0 | 0 | 0 | 0 | -5 | | |
| 13 | Braden Lamar | 05:08 | 0-1 | 0-0 | 0-0 | 1 | 1 | 2 | 1 | 0 | 0 | 0 | 0 | 0 | 0 | 0 | 0 | 0 | 0 | 0 | 1 | | |
| 20 | Rodrick Payne | 02:58 | 0-0 | 0-0 | 1-2 | 0 | 2 | 2 | 0 | 1 | 1 | 0 | 0 | 0 | 0 | 0 | 0 | 0 | 0 | 0 | -2 | | |
| 11 | De'Meiko Anderson | 00:30 | 0-0 | 0-0 | 0-0 | 0 | 1 | 1 | 0 | 0 | 0 | 0 | 0 | 0 | 0 | 0 | 0 | 0 | 0 | 0 | 0 | | |
| Team | | | | | | 4 | 1 | 5 | | | 0 | | | 1 | | | | | | | | | |
| Totals | | | 24-75 | 6-28 | 14-25 | 21 | 35 | 56 | 25 | 15 | 68 | 9 | 12 | 2 | 10 | 7 | 10 | 7 | 10 | 7 | 10 | -10 | |

| Shooting By Period | | |
|---------------------|-------|-------|
| 1 st FG% | 8-27 | 29.6% |
| 3PT% | 2-10 | 20.0% |
| FT% | 10-16 | 62.5% |
| 2 nd FG% | 15-40 | 37.5% |
| 3PT% | 3-13 | 23.1% |
| FT% | 4-8 | 50% |
| OT FG% | 1-8 | 12.5% |
| 3PT% | 1-5 | 20.0% |
| FT% | 0-1 | 0% |
| GM FG% | 24-75 | 32.0% |
| 3PT% | 6-28 | 21.4% |
| FT% | 14-25 | 56.0% |

Dead Ball Rebounds: 5, 0

Technical Fouls::NONE

UTSA - 78

Record: 1-0

| NO. | Name | Min | FG | | | 3P | | | FT | | | Rebounds | | | Fouls | | TP | AS | TO | ST | Blocks | | +/- |
|---------------|-----------------------|---------|-------|------|-------|----|----|-----|----|----|----|----------|-----|----|-------|----|----|----|----|----|--------|----|-----|
| | | | M-A | M-A | M-A | OR | DR | TOT | PF | FD | OR | DR | TOT | BS | BA | | | | | | | | |
| 3 | Trey Edmonds | F 35:42 | 5-10 | 0-0 | 5-7 | 3 | 5 | 8 | 3 | 4 | 15 | 1 | 1 | 1 | 1 | 2 | 15 | 1 | 1 | 1 | 2 | 15 | |
| 2 | Carlton Linguard, Jr. | C 30:01 | 4-9 | 2-5 | 2-2 | 1 | 9 | 10 | 0 | 2 | 12 | 1 | 0 | 0 | 2 | 0 | 10 | 1 | 0 | 0 | 2 | 10 | |
| 4 | Dre Fuller Jr. | G 29:47 | 3-12 | 1-6 | 3-4 | 1 | 6 | 7 | 1 | 3 | 10 | 0 | 1 | 0 | 0 | 1 | -2 | 0 | 1 | 0 | 1 | -2 | |
| 5 | Adante Holiman | G 19:10 | 3-9 | 1-4 | 1-2 | 1 | 1 | 2 | 4 | 2 | 8 | 0 | 0 | 0 | 0 | 1 | -1 | 0 | 0 | 0 | 0 | -1 | |
| 22 | Christian Tucker | G 34:23 | 3-8 | 0-2 | 12-15 | 1 | 2 | 3 | 3 | 9 | 18 | 8 | 1 | 2 | 0 | 2 | 16 | 8 | 1 | 2 | 0 | 2 | |
| 11 | Isaiah Wyatt | 31:34 | 3-7 | 1-3 | 3-4 | 2 | 4 | 6 | 0 | 2 | 10 | 2 | 1 | 1 | 2 | 2 | 5 | 2 | 1 | 1 | 2 | 5 | |
| 10 | Chandler Cuthrell | 10:26 | 0-3 | 0-1 | 0-0 | 0 | 7 | 7 | 1 | 1 | 0 | 1 | 1 | 1 | 2 | 1 | 4 | 0 | 1 | 1 | 2 | 4 | |
| 14 | Massal Diouf | 05:34 | 0-1 | 0-0 | 0-0 | 0 | 1 | 1 | 1 | 0 | 0 | 0 | 0 | 0 | 0 | 2 | 2 | 0 | 0 | 0 | 0 | 2 | |
| 21 | PJ Carter | 23:36 | 2-5 | 1-2 | 0-1 | 1 | 1 | 2 | 1 | 1 | 5 | 0 | 0 | 1 | 0 | 1 | 1 | 0 | 0 | 1 | 0 | 1 | |
| 0 | Nazar Mahmoud | 04:47 | 0-0 | 0-0 | 0-0 | 1 | 0 | 1 | 1 | 1 | 0 | 0 | 1 | 0 | 0 | 0 | 0 | 0 | 0 | 0 | 0 | 0 | |
| Team | | | | | | 0 | 0 | 0 | | | 0 | | | 1 | | | | | | | | | |
| Totals | | | 23-64 | 6-23 | 26-35 | 11 | 36 | 47 | 16 | 25 | 78 | 13 | 7 | 6 | 7 | 10 | 10 | 13 | 7 | 6 | 7 | 10 | 10 |

| Shooting By Period | | |
|---------------------|-------|--------|
| 1 st FG% | 9-38 | 23.7% |
| 3PT% | 3-16 | 18.8% |
| FT% | 7-10 | 70% |
| 2 nd FG% | 10-22 | 45.5% |
| 3PT% | 3-7 | 42.9% |
| FT% | 14-20 | 70% |
| OT FG% | 4-4 | 100.0% |
| 3PT% | 0-0 | 0.0% |
| FT% | 5-5 | 100% |
| GM FG% | 23-64 | 35.9% |
| 3PT% | 6-23 | 26.1% |
| FT% | 26-35 | 74.3% |

Dead Ball Rebounds: 4, 0

Technical Fouls:Coach 1st1:42

| | WIU | UTSA |
|-------------------------|---------------------------|------------------------------|
| Biggest lead | 2 (1 st 19:29) | 10 (1 st OT 0:54) |
| Best Scoring Run | 5 (1 st 9:49) | 7 (1 st 7:06) |
| Lead Changes | 9 | |
| Times Tied | 8 | |
| Time with Lead | 03:19 | 36:29 |

| | WIU | UTSA |
|----------------------|-----|------|
| Points from | | |
| Turnovers | 4 | 14 |
| Paint | 32 | 28 |
| Second Chance | 17 | 10 |
| Fast Breaks | 10 | 16 |
| Bench | 25 | 15 |

| | Period by Period Scoring | | | |
|-------------|--------------------------|-----|-----|-----|
| | 1st | 2nd | OT1 | TOT |
| WIU | 28 | 37 | 3 | 68 |
| UTSA | 28 | 37 | 13 | 78 |



Period 1

Quarter Starters:

| | | | | | |
|-------------|-------------------|-------------|----------------|---------------|-------------|
| UTSA | 2 Linguard, Jr. C | 3 Edmonds T | 4 Fuller Jr. D | 5 Holiman A | 22 Tucker C |
| WIU | 1 Bennett Q | 4 West J | 5 Dent Jr. J | 22 Petrakis J | 23 Cisse D |

| Game Time | UTSA | Score | Diff | WIU |
|-----------|---|------------|-----------|---|
| 20:00 | 2 LINGUARD, JR. C jumpball won | | | 23 CISSE D jumpball lost |
| 19:42 | 2 LINGUARD, JR. C 3pt FG , jump shot missed | | | |
| 19:38 | | | | 5 DENT JR. J defensive rebound (1) |
| 19:29 | | 0-2 | -2 | 4 WEST J 2pt FG in the paint, dunk, made (2) |
| 19:29 | | | | 22 PETRAKIS J assist (1) |
| 19:11 | 3 EDMONDS T 2pt FG outside the paint, turnaround jump shot missed | | | |
| 19:07 | 3 EDMONDS T offensive rebound (1) | | | |
| 19:04 | 5 HOLIMAN A 3pt FG second chance, jump shot missed | | | |
| 18:59 | | | | 23 CISSE D defensive rebound (1) |
| 18:45 | | | | 1 BENNETT Q 2pt FG outside the paint, step back jump shot missed |
| 18:41 | | | | 4 WEST J offensive rebound (1) |
| 18:41 | 5 HOLIMAN A foul personal (1 - 1) | | | 4 WEST J foul drawn (1) |
| 18:41 | 5 HOLIMAN A substitution out | | | |
| 18:41 | 11 WYATT I substitution in | | | |
| 18:40 | 2 LINGUARD, JR. C foul drawn (1) | | | 23 CISSE D foul offensive (1 - 1) |
| 18:40 | | | | 23 CISSE D turnover offensive (1) |
| 18:29 | 11 WYATT I 3pt FG from turnover, jump shot made (3) | 3-2 | 1 | |
| 18:29 | 22 TUCKER C assist (1) | | | |
| 18:12 | | 3-4 | -1 | 5 DENT JR. J 2pt FG outside the paint, pull up jump shot made (2) |
| 17:51 | 4 FULLER JR. D 3pt FG , pull up jump shot missed | | | |
| 17:48 | | | | 4 WEST J defensive rebound (2) |
| 17:39 | 11 WYATT I steal (1) | | | 4 WEST J turnover bad pass (1) |
| 17:30 | 22 TUCKER C 3pt FG from turnover, jump shot missed | | | |
| 17:29 | 2 LINGUARD, JR. C offensive rebound (1) | | | |
| 17:29 | 2 LINGUARD, JR. C foul drawn (2) | | | 5 DENT JR. J foul shooting (1 - 2) |
| 17:29 | 2 LINGUARD, JR. C free throw 1 - 2 made (1) | 4-4 | 0 | |
| 17:29 | | | | 23 CISSE D substitution out |
| 17:29 | | | | 24 KNOX T substitution in |
| 17:29 | 2 LINGUARD, JR. C free throw 2 - 2 made (2) | 5-4 | 1 | |
| 17:18 | | | | 5 DENT JR. J 3pt FG , jump shot missed |
| 17:15 | 2 LINGUARD, JR. C defensive rebound (2) | | | |
| 17:00 | 3 EDMONDS T 2pt FG in the paint, layup missed | | | |
| 16:58 | | | | 4 WEST J defensive rebound (3) |
| 16:38 | | | | 5 DENT JR. J 2pt FG in the paint, dunk, blocked |
| 16:38 | 3 EDMONDS T block (1) | | | |
| 16:33 | 11 WYATT I defensive rebound (1) | | | |
| 16:19 | 4 FULLER JR. D 2pt FG in the paint, driving layup missed | | | |
| 16:16 | 4 FULLER JR. D offensive rebound (1) | | | |
| 16:14 | 22 TUCKER C 3pt FG second chance, jump shot missed | | | |
| 16:08 | | | | 1 BENNETT Q defensive rebound (1) |



Western Illinois at UTSA

11/06/23 Convocation Center, San Antonio
2023-24 Men's Basketball

Game Time: 7:00 PM
Game Duration: 2:33
Attendance: 1,567

Officials: Shaen Land, Raymond Tate, Trent Davis

| Game Time | UTSA | Score | Diff | WIU |
|-----------|---|-------------|-----------|--|
| 15:49 | | | | 22 PETRAKIS J 2pt FG in the paint, turnaround jump shot missed |
| 15:45 | 2 LINGUARD, JR. C defensive rebound (3) | | | |
| 15:39 | 2 LINGUARD, JR. C 3pt FG , jump shot missed | | | |
| 15:36 | | | | 1 BENNETT Q defensive rebound (2) |
| 15:25 | 22 TUCKER C foul shooting (1 - 2) | | | 4 WEST J foul drawn (2) |
| 15:25 | Timeout media | | | |
| 15:25 | 2 LINGUARD, JR. C substitution out | | | |
| 15:25 | 3 EDMONDS T substitution out | | | |
| 15:25 | 4 FULLER JR. D substitution out | | | |
| 15:25 | 10 CUTHRELL C substitution in | | | |
| 15:25 | 14 DIOUF M substitution in | | | |
| 15:25 | 21 CARTER P substitution in | | | |
| 15:25 | | | | 1 BENNETT Q substitution out |
| 15:25 | | | | 0 DAVIS S substitution in |
| 15:25 | | | | 4 WEST J free throw 1 - 2 missed |
| 15:25 | | | | offensive dead ball rebound (1) |
| 15:25 | | 5-5 | 0 | 4 WEST J free throw 2 - 2 made (3) |
| 15:10 | 10 CUTHRELL C foul drawn (1) | | | 4 WEST J foul personal (1 - 3) |
| 15:10 | 22 TUCKER C substitution out | | | |
| 15:10 | 5 HOLIMAN A substitution in | | | |
| 14:57 | 5 HOLIMAN A 3pt FG , jump shot missed | | | |
| 14:53 | | | | 0 DAVIS S defensive rebound (1) |
| 14:51 | | 5-7 | -2 | 4 WEST J 2pt FG fast break in the paint, alleyoop made (5) |
| 14:51 | | | | 0 DAVIS S assist (1) |
| 14:34 | 5 HOLIMAN A 3pt FG , jump shot made (3) | 8-7 | 1 | |
| 14:34 | 11 WYATT I assist (1) | | | |
| 14:12 | | | | 24 KNOX T 2pt FG in the paint, hook shot missed |
| 14:07 | 10 CUTHRELL C defensive rebound (1) | | | |
| 14:06 | 21 CARTER P 2pt FG in the paint, driving layup blocked | | | |
| 14:06 | | | | 24 KNOX T block (1) |
| 14:01 | | | | 24 KNOX T defensive rebound (1) |
| 13:46 | | | | 22 PETRAKIS J 3pt FG , jump shot missed |
| 13:42 | 14 DIOUF M defensive rebound (1) | | | |
| 13:24 | 14 DIOUF M 2pt FG in the paint, layup missed | | | |
| 13:21 | | | | 22 PETRAKIS J defensive rebound (1) |
| 13:04 | | | | 4 WEST J 3pt FG , jump shot missed |
| 13:00 | 10 CUTHRELL C defensive rebound (2) | | | |
| 12:58 | 11 WYATT I substitution out | | | |
| 12:58 | 0 MAHMOUD N substitution in | | | |
| 12:58 | | | | 4 WEST J substitution out |
| 12:58 | | | | 22 PETRAKIS J substitution out |
| 12:58 | | | | 1 BENNETT Q substitution in |
| 12:58 | | | | 23 CISSE D substitution in |
| 12:52 | 21 CARTER P 2pt FG outside the paint, floating jump shot made (2) | 10-7 | 3 | |
| 12:37 | 14 DIOUF M substitution out | | | |
| 12:37 | 3 EDMONDS T substitution in | | | |
| 12:24 | | | | 24 KNOX T 2pt FG in the paint, driving layup blocked |
| 12:24 | 10 CUTHRELL C block (1) | | | |



Western Illinois at UTSA

11/06/23 Convocation Center, San Antonio
2023-24 Men's Basketball

Game Time: 7:00 PM
Game Duration: 2:33
Attendance: 1,567

Officials: Shaen Land, Raymond Tate, Trent Davis

| Game Time | UTSA | Score | Diff | WIU |
|-----------|--|--------------|-----------|---|
| 12:24 | | | | offensive rebound (11) |
| 12:21 | | | | 5 DENT JR. J 3pt FG second chance, step back jump shot missed |
| 12:18 | 10 CUTHRELL C defensive rebound (3) | | | |
| 12:04 | 5 HOLIMAN A 2pt FG in the paint, driving layup missed | | | |
| 12:01 | | | | 5 DENT JR. J defensive rebound (2) |
| 11:48 | 10 CUTHRELL C foul shooting (1 - 3) | | | 5 DENT JR. J foul drawn (1) |
| 11:48 | Timeout media | | | |
| 11:48 | 21 CARTER P substitution out | | | |
| 11:48 | 4 FULLER JR. D substitution in | | | |
| 11:48 | | | | 24 KNOX T substitution out |
| 11:48 | | | | 4 WEST J substitution in |
| 11:48 | | 10-8 | 2 | 5 DENT JR. J free throw 1 - 3 made (3) |
| 11:48 | | 10-9 | 1 | 5 DENT JR. J free throw 2 - 3 made (4) |
| 11:48 | | 10-10 | 0 | 5 DENT JR. J free throw 3 - 3 made (5) |
| 11:26 | 4 FULLER JR. D foul drawn (1) | | | 1 BENNETT Q foul personal (1 - 4) |
| 11:23 | 0 MAHMOUD N turnover lost ball (1) | | | |
| 11:05 | | | | 4 WEST J 2pt FG from turnover in the paint, hook shot blocked |
| 11:05 | 10 CUTHRELL C block (2) | | | |
| 11:05 | 10 CUTHRELL C defensive rebound (4) | | | |
| 10:37 | 4 FULLER JR. D 3pt FG , jump shot missed | | | |
| 10:31 | | | | 23 CISSE D defensive rebound (2) |
| 10:29 | | | | 23 CISSE D 2pt FG in the paint, layup missed |
| 10:26 | 5 HOLIMAN A defensive rebound (1) | | | |
| 10:26 | 4 FULLER JR. D 3pt FG , jump shot missed | | | |
| 10:24 | 0 MAHMOUD N offensive rebound (1) | | | |
| 10:24 | 0 MAHMOUD N foul drawn (1) | | | 1 BENNETT Q foul personal (2 - 5) |
| 10:24 | 0 MAHMOUD N substitution out | | | |
| 10:24 | 10 CUTHRELL C substitution out | | | |
| 10:24 | 2 LINGUARD, JR. C substitution in | | | |
| 10:24 | 22 TUCKER C substitution in | | | |
| 10:24 | | | | 1 BENNETT Q substitution out |
| 10:24 | | | | 2 MYERS R substitution in |
| 10:09 | 3 EDMONDS T 2pt FG second chance in the paint, dunk, blocked | | | |
| 10:09 | | | | 4 WEST J block (1) |
| 10:05 | | | | 4 WEST J defensive rebound (4) |
| 09:52 | | | | 2 MYERS R 2pt FG in the paint, driving layup missed |
| 09:49 | | | | 23 CISSE D offensive rebound (3) |
| 09:49 | | 10-12 | -2 | 23 CISSE D 2pt FG second chance in the paint, layup made (2) |
| 09:40 | 22 TUCKER C foul drawn (1) | | | 4 WEST J foul shooting (2 - 6) |
| 09:40 | 22 TUCKER C free throw 1 - 2 missed | | | |
| 09:40 | offensive dead ball rebound (1) | | | |
| 09:40 | | | | 4 WEST J substitution out |
| 09:40 | | | | 22 PETRAKIS J substitution in |
| 09:40 | 22 TUCKER C free throw 2 - 2 made (1) | 11-12 | -1 | |
| 09:33 | 22 TUCKER C foul drawn (2) | | | 23 CISSE D foul offensive (2 - 7) |
| 09:33 | | | | 23 CISSE D turnover offensive (2) |
| 09:33 | | | | 23 CISSE D substitution out |
| 09:33 | | | | 24 KNOX T substitution in |



Western Illinois at UTSA

11/06/23 Convocation Center, San Antonio
2023-24 Men's Basketball

Game Time: 7:00 PM
Game Duration: 2:33
Attendance: 1,567

Officials: Shaen Land, Raymond Tate, Trent Davis

| Game Time | UTSA | Score | Diff | WIU |
|-----------|---|--------------|----------|---|
| 09:19 | 3 EDMONDS T 2pt FG from turnover in the paint, driving layup missed | | | |
| 09:16 | | | | 24 KNOX T defensive rebound (2) |
| 09:02 | | | | 0 DAVIS S 3pt FG , jump shot missed |
| 08:59 | 4 FULLER JR. D defensive rebound (2) | | | |
| 08:50 | 3 EDMONDS T 2pt FG in the paint, driving layup made (2) | 13-12 | 1 | |
| 08:24 | 3 EDMONDS T substitution out | | | |
| 08:24 | 4 FULLER JR. D substitution out | | | |
| 08:24 | 11 WYATT I substitution in | | | |
| 08:24 | 14 DIOUF M substitution in | | | |
| 08:17 | | | | turnover shot clock (4) |
| 08:05 | 11 WYATT I 2pt FG from turnover in the paint, layup blocked | | | |
| 08:05 | | | | 24 KNOX T block (2) |
| 08:05 | 22 TUCKER C offensive rebound (1) | | | |
| 08:00 | 22 TUCKER C turnover bad pass (1) | | | |
| 08:00 | Timeout media | | | |
| 08:00 | 5 HOLIMAN A substitution out | | | |
| 08:00 | 21 CARTER P substitution in | | | |
| 07:44 | | | | 0 DAVIS S turnover out of bounds (1) |
| 07:29 | 2 LINGUARD, JR. C 2pt FG from turnover outside the paint, jump shot made (4) | 15-12 | 3 | |
| 07:29 | 11 WYATT I assist (2) | | | |
| 07:11 | 22 TUCKER C steal (1) | | | 5 DENT JR. J turnover lost ball (1) |
| 07:06 | 2 LINGUARD, JR. C 2pt FG fast break from turnover in the paint, alleyoop made (6) | 17-12 | 5 | |
| 07:06 | 22 TUCKER C assist (2) | | | |
| 06:42 | | 17-15 | 2 | 0 DAVIS S 3pt FG , step back jump shot made (3) |
| 06:20 | 2 LINGUARD, JR. C 2pt FG outside the paint, pull up jump shot missed | | | |
| 06:17 | | | | 5 DENT JR. J defensive rebound (3) |
| 06:14 | | | | 0 DAVIS S 3pt FG , pull up jump shot missed |
| 06:10 | 21 CARTER P defensive rebound (1) | | | |
| 05:49 | 22 TUCKER C 2pt FG in the paint, driving layup missed | | | |
| 05:46 | | | | 24 KNOX T defensive rebound (3) |
| 05:38 | 14 DIOUF M foul shooting (1 - 4) | | | 2 MYERS R foul drawn (1) |
| 05:38 | | 17-16 | 1 | 2 MYERS R free throw 1 - 2 made (1) |
| 05:38 | 2 LINGUARD, JR. C substitution out | | | |
| 05:38 | 14 DIOUF M substitution out | | | |
| 05:38 | 3 EDMONDS T substitution in | | | |
| 05:38 | 10 CUTHRELL C substitution in | | | |
| 05:38 | | | | 24 KNOX T substitution out |
| 05:38 | | | | 13 LAMAR B substitution in |
| 05:38 | | | | 2 MYERS R free throw 2 - 2 missed |
| 05:35 | 3 EDMONDS T defensive rebound (2) | | | |
| 05:20 | 11 WYATT I 3pt FG , jump shot missed | | | |
| 05:16 | | | | 13 LAMAR B defensive rebound (1) |
| 05:06 | | | | 2 MYERS R 3pt FG , jump shot missed |
| 05:03 | 10 CUTHRELL C defensive rebound (5) | | | |
| 04:57 | 10 CUTHRELL C 3pt FG , jump shot missed | | | |
| 04:55 | 11 WYATT I offensive rebound (2) | | | |



| Game Time | UTSA | Score | Diff | WIU |
|-----------|---|--------------|----------|---|
| 04:55 | 11 WYATT I foul drawn (1) | | | 2 MYERS R foul personal (1 - 8) |
| 04:55 | | | | 2 MYERS R substitution out |
| 04:55 | | | | 20 PAYNE R substitution in |
| 04:55 | 11 WYATT I 1&1 free throw 1 made (4) | 18-16 | 2 | |
| 04:55 | 11 WYATT I 1&1 free throw 2 made (5) | 19-16 | 3 | |
| 04:55 | 11 WYATT I substitution out | | | |
| 04:55 | 0 MAHMOUD N substitution in | | | |
| 04:39 | | 19-18 | 1 | 22 PETRAKIS J 2pt FG in the paint, dunk, made (2) |
| 04:39 | | | | 0 DAVIS S assist (2) |
| 04:33 | 21 CARTER P 3pt FG fast break, pull up jump shot made (5) | 22-18 | 4 | |
| 04:33 | 22 TUCKER C assist (3) | | | |
| 04:07 | | 22-21 | 1 | 0 DAVIS S 3pt FG , jump shot made (6) |
| 04:07 | | | | 5 DENT JR. J assist (1) |
| 03:50 | 22 TUCKER C 2pt FG in the paint, driving layup made (3) | 24-21 | 3 | |
| 03:29 | 3 EDMONDS T foul shooting (1 - 5) | | | 20 PAYNE R foul drawn (1) |
| 03:29 | Timeout media | | | |
| 03:29 | | | | 20 PAYNE R free throw 1 - 2 missed |
| 03:29 | | | | offensive dead ball rebound (2) |
| 03:29 | | 24-22 | 2 | 20 PAYNE R free throw 2 - 2 made (1) |
| 03:09 | 10 CUTHRELL C 2pt FG in the paint, driving layup blocked | | | |
| 03:09 | | | | 22 PETRAKIS J block (1) |
| 03:02 | 21 CARTER P offensive rebound (2) | | | |
| 03:01 | 3 EDMONDS T 2pt FG second chance in the paint, dunk, made (4) | 26-22 | 4 | |
| 03:01 | 10 CUTHRELL C assist (1) | | | |
| 02:42 | 0 MAHMOUD N foul shooting (1 - 6) | | | 5 DENT JR. J foul drawn (2) |
| 02:42 | | | | 5 DENT JR. J free throw 1 - 2 missed |
| 02:42 | | | | offensive dead ball rebound (3) |
| 02:42 | 0 MAHMOUD N substitution out | | | |
| 02:42 | 10 CUTHRELL C substitution out | | | |
| 02:42 | 22 TUCKER C substitution out | | | |
| 02:42 | 4 FULLER JR. D substitution in | | | |
| 02:42 | 5 HOLIMAN A substitution in | | | |
| 02:42 | 11 WYATT I substitution in | | | |
| 02:42 | | 26-23 | 3 | 5 DENT JR. J free throw 2 - 2 made (6) |
| 02:25 | 4 FULLER JR. D 2pt FG in the paint, driving layup missed | | | |
| 02:22 | | | | 20 PAYNE R defensive rebound (1) |
| 02:15 | 3 EDMONDS T steal (1) | | | 0 DAVIS S turnover bad pass (2) |
| 02:10 | 4 FULLER JR. D 2pt FG from turnover in the paint, driving layup blocked | | | |
| 02:10 | | | | 22 PETRAKIS J block (2) |
| 02:06 | | | | 20 PAYNE R defensive rebound (2) |
| 01:57 | 5 HOLIMAN A foul personal (2 - 7) | | | 5 DENT JR. J foul drawn (3) |
| 01:57 | 5 HOLIMAN A substitution out | | | |
| 01:57 | 22 TUCKER C substitution in | | | |
| 01:57 | | | | 20 PAYNE R substitution out |
| 01:57 | | | | 24 KNOX T substitution in |
| 01:57 | | | | 5 DENT JR. J 1&1 free throw 1 missed |
| 01:56 | 4 FULLER JR. D defensive rebound (3) | | | |
| 01:45 | 22 TUCKER C 2pt FG in the paint, driving layup blocked | | | |



Western Illinois at UTSA

11/06/23 Convocation Center, San Antonio
2023-24 Men's Basketball

Game Time: 7:00 PM
Game Duration: 2:33
Attendance: 1,567

Officials: Shaen Land, Raymond Tate, Trent Davis

| Game Time | UTSA | Score | Diff | WIU |
|-----------------------|---|--------------|-----------|---|
| 01:45 | | | | 24 KNOX T block (3) |
| 01:42 | | | | 5 DENT JR. J defensive rebound (4) |
| 01:42 | foul coach class A technical (8) | | | |
| 01:42 | | | | 0 DAVIS S free throw fast break 1 - 2 missed |
| 01:42 | | | | offensive dead ball rebound (4) |
| 01:42 | | 26-24 | 2 | 0 DAVIS S free throw fast break 2 - 2 made (7) |
| 01:36 | | | | 5 DENT JR. J 3pt FG , pull up jump shot missed |
| 01:29 | | | | 13 LAMAR B offensive rebound (2) |
| 01:28 | | | | 13 LAMAR B 2pt FG second chance in the paint, layup missed |
| 01:27 | | | | 24 KNOX T offensive rebound (4) |
| 01:25 | | | | 24 KNOX T 2pt FG second chance in the paint, layup missed |
| 01:24 | 4 FULLER JR. D defensive rebound (4) | | | |
| 01:22 | 21 CARTER P 3pt FG , jump shot missed | | | |
| 01:19 | | | | 0 DAVIS S defensive rebound (2) |
| 01:15 | 22 TUCKER C foul shooting (2 - 9) | | | 0 DAVIS S foul drawn (1) |
| 01:15 | | 26-25 | 1 | 0 DAVIS S free throw fast break 1 - 2 made (8) |
| 01:15 | | 26-26 | 0 | 0 DAVIS S free throw fast break 2 - 2 made (9) |
| 01:02 | 4 FULLER JR. D 3pt FG , jump shot missed | | | |
| 01:02 | 11 WYATT I offensive rebound (3) | | | |
| 01:02 | 11 WYATT I foul drawn (2) | | | 13 LAMAR B foul shooting (1 - 9) |
| 01:02 | 11 WYATT I free throw 1 - 2 missed | | | |
| 01:02 | offensive dead ball rebound (2) | | | |
| 01:02 | 11 WYATT I free throw 2 - 2 made (6) | 27-26 | 1 | |
| 00:49 | | 27-28 | -1 | 5 DENT JR. J 2pt FG in the paint, floating jump shot made (8) |
| 00:31 | 4 FULLER JR. D 2pt FG in the paint, turnaround jump shot missed | | | |
| 00:29 | offensive dead ball rebound (3) | | | |
| 00:29 | 4 FULLER JR. D foul drawn (2) | | | 22 PETRAKIS J foul loose ball (1 - 10) |
| 00:29 | 4 FULLER JR. D free throw 1 - 2 made (1) | 28-28 | 0 | |
| 00:29 | 22 TUCKER C substitution out | | | |
| 00:29 | 10 CUTHRELL C substitution in | | | |
| 00:29 | | | | 13 LAMAR B substitution out |
| 00:29 | | | | 11 ANDERSON D substitution in |
| 00:29 | 4 FULLER JR. D free throw 2 - 2 missed | | | |
| 00:28 | | | | 11 ANDERSON D defensive rebound (1) |
| 00:06 | | | | Timeout 30 Sec |
| 00:06 | | | | 0 DAVIS S substitution out |
| 00:06 | | | | 4 WEST J substitution in |
| 00:06 | | | | 24 KNOX T substitution out |
| 00:06 | | | | 0 DAVIS S substitution in |
| 00:01 | | | | 5 DENT JR. J 2pt FG in the paint, driving layup blocked |
| 00:01 | 11 WYATT I block (1) | | | |
| 00:01 | 10 CUTHRELL C defensive rebound (6) | | | |
| END OF PERIOD | | | | |
| UTSA 28-28 WIU | | | | |



Western Illinois at UTSA

11/06/23 Convocation Center, San Antonio
2023-24 Men's Basketball

Game Time: 7:00 PM
Game Duration: 2:33
Attendance: 1,567

Officials: Shaen Land, Raymond Tate, Trent Davis

Western Illinois - 28

Table with columns: NO., Name, Min, FG (M-A), 3P (M-A), FT (M-A), Rebounds (OR, DR, TOT), Fouls (PF, FD), TP, AS, TO, ST, Blocks (BS, BA), +/-

Shooting By Period table with columns: 1st FG%, 3PT%, FT%, GM FG%, 3PT%, FT%

Dead Ball Rebounds: 4, 0

Technical Fouls::NONE

UTSA - 28

Table with columns: NO., Name, Min, FG (M-A), 3P (M-A), FT (M-A), Rebounds (OR, DR, TOT), Fouls (PF, FD), TP, AS, TO, ST, Blocks (BS, BA), +/-

Shooting By Period table with columns: 1st FG%, 3PT%, FT%, GM FG%, 3PT%, FT%

Dead Ball Rebounds: 3, 0

Technical Fouls:Coach 1st 1:42

Comparison table with columns: WIU, UTSA for categories: Biggest lead, Best Scoring Run, Lead Changes, Times Tied, Time with Lead

Comparison table with columns: WIU, UTSA for categories: Points from, Turnovers, Paint, Second Chance, Fast Breaks, Bench

Period by Period Scoring table with columns: 1st, 2nd, OT1, TOT for WIU and UTSA



Western Illinois at UTSA

11/06/23 Convocation Center, San Antonio
2023-24 Men's Basketball

Game Time: 7:00 PM
Game Duration: 2:33
Attendance: 1,567

Officials: Shaen Land, Raymond Tate, Trent Davis

Period 2

Quarter Starters:

| | | | | | |
|-------------|-------------------|-------------|----------------|---------------|-------------|
| UTSA | 2 Linguard, Jr. C | 3 Edmonds T | 4 Fuller Jr. D | 5 Holiman A | 22 Tucker C |
| WIU | 1 Bennett Q | 4 West J | 5 Dent Jr. J | 22 Petrakis J | 23 Cisse D |

| Game Time | UTSA | Score | Diff | WIU |
|-----------|---|--------------|----------|---|
| 20:00 | 10 CUTHRELL C substitution out | | | |
| 20:00 | 11 WYATT I substitution out | | | |
| 20:00 | 21 CARTER P substitution out | | | |
| 20:00 | 2 LINGUARD, JR. C substitution in | | | |
| 20:00 | 5 HOLIMAN A substitution in | | | |
| 20:00 | 22 TUCKER C substitution in | | | |
| 20:00 | | | | 0 DAVIS S substitution out |
| 20:00 | | | | 11 ANDERSON D substitution out |
| 20:00 | | | | 1 BENNETT Q substitution in |
| 20:00 | | | | 23 CISSE D substitution in |
| 19:44 | | | | 22 PETRAKIS J 2pt FG in the paint, layup blocked |
| 19:44 | 2 LINGUARD, JR. C block (1) | | | |
| 19:40 | | | | 1 BENNETT Q offensive rebound (3) |
| 19:39 | | | | 5 DENT JR. J 3pt FG second chance, jump shot missed |
| 19:35 | 2 LINGUARD, JR. C defensive rebound (4) | | | |
| 19:31 | 5 HOLIMAN A 3pt FG , jump shot missed | | | |
| 19:25 | 5 HOLIMAN A offensive rebound (2) | | | |
| 19:25 | 5 HOLIMAN A 2pt FG second chance in the paint, layup made (5) | 30-28 | 2 | |
| 19:05 | | | | 1 BENNETT Q 2pt FG in the paint, driving layup blocked |
| 19:05 | 2 LINGUARD, JR. C block (2) | | | |
| 19:05 | | | | offensive rebound (28) |
| 18:58 | | | | 5 DENT JR. J 2pt FG second chance in the paint, driving layup missed |
| 18:55 | 3 EDMONDS T defensive rebound (3) | | | |
| 18:34 | 4 FULLER JR. D 3pt FG , jump shot made (4) | 33-28 | 5 | |
| 18:34 | 3 EDMONDS T assist (1) | | | |
| 18:18 | | | | 4 WEST J 3pt FG , jump shot missed |
| 18:16 | | | | offensive rebound (29) |
| 18:13 | | 33-30 | 3 | 5 DENT JR. J 2pt FG second chance in the paint, driving layup made (10) |
| 17:51 | 5 HOLIMAN A 2pt FG in the paint, driving layup missed | | | |
| 17:48 | | | | 23 CISSE D defensive rebound (4) |
| 17:36 | | 33-32 | 1 | 23 CISSE D 2pt FG in the paint, hook shot made (4) |
| 17:36 | | | | 4 WEST J assist (1) |
| 17:21 | 2 LINGUARD, JR. C 3pt FG , jump shot made (9) | 36-32 | 4 | |
| 17:21 | 22 TUCKER C assist (4) | | | |
| 17:00 | 5 HOLIMAN A foul drawn (1) | | | 1 BENNETT Q foul offensive (3 - 1) |
| 17:00 | | | | 1 BENNETT Q turnover offensive (1) |
| 17:00 | | | | 1 BENNETT Q substitution out |
| 17:00 | | | | 0 DAVIS S substitution in |
| 16:36 | 5 HOLIMAN A foul drawn (2) | | | 23 CISSE D foul shooting (3 - 2) |
| 16:36 | 5 HOLIMAN A free throw 1 - 2 missed | | | |
| 16:36 | offensive dead ball rebound (4) | | | |



Western Illinois at UTSA

11/06/23 Convocation Center, San Antonio
2023-24 Men's Basketball

Game Time: 7:00 PM
Game Duration: 2:33
Attendance: 1,567

Officials: Shaen Land, Raymond Tate, Trent Davis

| Game Time | UTSA | Score | Diff | WIU |
|-----------|--|--------------|----------|---|
| 16:36 | | | | 23 CISSE D substitution out |
| 16:36 | | | | 24 KNOX T substitution in |
| 16:36 | 5 HOLIMAN A free throw 2 - 2 made (6) | 37-32 | 5 | |
| 16:17 | | | | 24 KNOX T turnover lost ball (1) |
| 16:09 | 4 FULLER JR. D 3pt FG from turnover, jump shot missed | | | |
| 16:05 | | | | 5 DENT JR. J defensive rebound (5) |
| 16:03 | | | | 0 DAVIS S 3pt FG , jump shot missed |
| 15:57 | | | | 4 WEST J offensive rebound (5) |
| 15:57 | | | | Timeout 30 Sec |
| 15:41 | | | | 22 PETRAKIS J 3pt FG second chance, jump shot missed |
| 15:36 | 2 LINGUARD, JR. C defensive rebound (5) | | | |
| 15:24 | 22 TUCKER C 2pt FG in the paint, driving layup blocked | | | |
| 15:24 | | | | 0 DAVIS S block (1) |
| 15:19 | | | | 24 KNOX T defensive rebound (5) |
| 15:18 | | 37-34 | 3 | 24 KNOX T 2pt FG fast break in the paint, dunk, made (2) |
| 15:18 | | | | 5 DENT JR. J assist (2) |
| 14:57 | 3 EDMONDS T foul drawn (1) | | | 4 WEST J foul shooting (3 - 3) |
| 14:57 | Timeout media | | | |
| 14:57 | 2 LINGUARD, JR. C substitution out | | | |
| 14:57 | 4 FULLER JR. D substitution out | | | |
| 14:57 | 10 CUTHRELL C substitution in | | | |
| 14:57 | 21 CARTER P substitution in | | | |
| 14:57 | 3 EDMONDS T free throw 1 - 2 made (5) | 38-34 | 4 | |
| 14:57 | 3 EDMONDS T free throw 2 - 2 missed | | | |
| 14:56 | | | | defensive rebound (34) |
| 14:44 | 10 CUTHRELL C steal (1) | | | 5 DENT JR. J turnover bad pass (2) |
| 14:40 | 5 HOLIMAN A 2pt FG fast break from turnover in the paint, driving layup made (8) | 40-34 | 6 | |
| 14:40 | 22 TUCKER C substitution out | | | |
| 14:40 | 11 WYATT I substitution in | | | |
| 14:40 | | | | 5 DENT JR. J substitution out |
| 14:40 | | | | 1 BENNETT Q substitution in |
| 14:22 | | | | 1 BENNETT Q 2pt FG in the paint, jump shot missed |
| 14:17 | | | | 24 KNOX T offensive rebound (6) |
| 14:17 | | | | 24 KNOX T 2pt FG second chance in the paint, layup missed |
| 14:14 | | | | 4 WEST J offensive rebound (6) |
| 14:14 | | 40-36 | 4 | 4 WEST J 2pt FG second chance in the paint, layup made (7) |
| 13:59 | 3 EDMONDS T foul drawn (2) | | | 24 KNOX T foul shooting (1 - 4) |
| 13:59 | 3 EDMONDS T free throw 1 - 2 made (6) | 41-36 | 5 | |
| 13:59 | 3 EDMONDS T free throw 2 - 2 missed | | | |
| 13:57 | | | | 24 KNOX T defensive rebound (7) |
| 13:43 | 21 CARTER P steal (1) | | | 4 WEST J turnover bad pass (2) |
| 13:37 | 10 CUTHRELL C 2pt FG from turnover in the paint, driving layup missed | | | |
| 13:32 | | | | 22 PETRAKIS J defensive rebound (2) |
| 13:12 | | | | 1 BENNETT Q 2pt FG outside the paint, turnaround jump shot missed |
| 13:07 | | | | 24 KNOX T offensive rebound (8) |
| 13:07 | | | | 24 KNOX T 2pt FG second chance in the paint, layup missed |
| 13:06 | 10 CUTHRELL C defensive rebound (7) | | | |



Western Illinois at UTSA

11/06/23 Convocation Center, San Antonio
2023-24 Men's Basketball

Game Time: 7:00 PM
Game Duration: 2:33
Attendance: 1,567

Officials: Shaen Land, Raymond Tate, Trent Davis

| Game Time | UTSA | Score | Diff | WIU |
|-----------|---|--------------|----------|--|
| 12:58 | 10 CUTHRELL C turnover lost ball (1) | | | 4 WEST J steal (1) |
| 12:58 | 3 EDMONDS T substitution out | | | |
| 12:58 | 5 HOLIMAN A substitution out | | | |
| 12:58 | 10 CUTHRELL C substitution out | | | |
| 12:58 | 2 LINGUARD, JR. C substitution in | | | |
| 12:58 | 4 FULLER JR. D substitution in | | | |
| 12:58 | 22 TUCKER C substitution in | | | |
| 12:58 | | | | 22 PETRAKIS J substitution out |
| 12:58 | | | | 23 CISSE D substitution in |
| 12:37 | | | | 4 WEST J 2pt FG from turnover in the paint, jump shot missed |
| 12:33 | | | | 23 CISSE D offensive rebound (5) |
| 12:28 | | 41-38 | 3 | 4 WEST J 2pt FG from turnover second chance in the paint, hook shot made (9) |
| 12:10 | 4 FULLER JR. D 2pt FG in the paint, driving layup made (6) | 43-38 | 5 | |
| 11:51 | Timeout media | | | |
| 11:47 | | 43-40 | 3 | 23 CISSE D 2pt FG in the paint, dunk, made (6) |
| 11:31 | 4 FULLER JR. D 2pt FG in the paint, floating jump shot made (8) | 45-40 | 5 | |
| 11:07 | | 45-43 | 2 | 0 DAVIS S 3pt FG , jump shot made (12) |
| 11:07 | | | | 1 BENNETT Q assist (1) |
| 10:42 | 11 WYATT I 3pt FG , jump shot missed | | | |
| 10:38 | | | | 1 BENNETT Q defensive rebound (4) |
| 10:16 | | | | 1 BENNETT Q 2pt FG in the paint, turnaround jump shot missed |
| 10:11 | | | | 23 CISSE D offensive rebound (6) |
| 10:11 | | 45-45 | 0 | 23 CISSE D 2pt FG second chance in the paint, layup made (8) |
| 09:58 | 4 FULLER JR. D foul drawn (3) | | | 24 KNOX T foul shooting (2 - 5) |
| 09:58 | 4 FULLER JR. D free throw 1 - 2 made (9) | 46-45 | 1 | |
| 09:58 | 4 FULLER JR. D free throw 2 - 2 made (10) | 47-45 | 2 | |
| 09:43 | | | | 0 DAVIS S 3pt FG , jump shot missed |
| 09:39 | | | | 1 BENNETT Q offensive rebound (5) |
| 09:39 | | 47-47 | 0 | 1 BENNETT Q 2pt FG second chance in the paint, layup made (2) |
| 09:23 | 22 TUCKER C foul drawn (3) | | | 23 CISSE D foul shooting (4 - 6) |
| 09:23 | 22 TUCKER C free throw 1 - 2 made (4) | 48-47 | 1 | |
| 09:23 | 4 FULLER JR. D substitution out | | | |
| 09:23 | 3 EDMONDS T substitution in | | | |
| 09:23 | | | | 23 CISSE D substitution out |
| 09:23 | | | | 22 PETRAKIS J substitution in |
| 09:23 | 22 TUCKER C free throw 2 - 2 made (5) | 49-47 | 2 | |
| 09:06 | 22 TUCKER C foul personal (3 - 1) | | | 24 KNOX T foul drawn (1) |
| 08:54 | 21 CARTER P foul personal (1 - 2) | | | 24 KNOX T foul drawn (2) |
| 08:43 | | | | 0 DAVIS S 3pt FG , jump shot missed |
| 08:40 | 22 TUCKER C defensive rebound (2) | | | |
| 08:29 | 22 TUCKER C 2pt FG in the paint, floating jump shot made (7) | 51-47 | 4 | |
| 08:15 | 3 EDMONDS T foul shooting (2 - 3) | | | 1 BENNETT Q foul drawn (1) |
| 08:15 | | | | 1 BENNETT Q free throw 1 - 2 missed |
| 08:15 | | | | offensive dead ball rebound (5) |
| 08:15 | | | | 0 DAVIS S substitution out |
| 08:15 | | | | 5 DENT JR. J substitution in |
| 08:15 | | | | 1 BENNETT Q free throw 2 - 2 missed |
| 08:14 | | | | 5 DENT JR. J offensive rebound (6) |



Western Illinois at UTSA

11/06/23 Convocation Center, San Antonio
2023-24 Men's Basketball

Game Time: 7:00 PM
Game Duration: 2:33
Attendance: 1,567

Officials: Shaen Land, Raymond Tate, Trent Davis

| Game Time | UTSA | Score | Diff | WIU |
|-----------|--|--------------|----------|--|
| 08:12 | | | | 4 WEST J 3pt FG second chance, jump shot missed |
| 08:08 | 2 LINGUARD, JR. C defensive rebound (6) | | | |
| 07:45 | 2 LINGUARD, JR. C 3pt FG , jump shot made (12) | 54-47 | 7 | |
| 07:45 | 22 TUCKER C assist (5) | | | |
| 07:28 | | | | 4 WEST J 2pt FG in the paint, turnaround jump shot missed |
| 07:24 | 11 WYATT I defensive rebound (4) | | | |
| 07:21 | 11 WYATT I turnover travel (1) | | | |
| 07:21 | Timeout media | | | |
| 07:07 | | | | 5 DENT JR. J 3pt FG from turnover, jump shot missed |
| 07:04 | 3 EDMONDS T defensive rebound (4) | | | |
| 06:46 | 2 LINGUARD, JR. C 3pt FG , jump shot missed | | | |
| 06:44 | | | | 4 WEST J defensive rebound (7) |
| 06:44 | 22 TUCKER C substitution out | | | |
| 06:44 | 5 HOLIMAN A substitution in | | | |
| 06:26 | 5 HOLIMAN A foul shooting (3 - 4) | | | 5 DENT JR. J foul drawn (4) |
| 06:26 | | 54-48 | 6 | 5 DENT JR. J free throw 1 - 2 made (11) |
| 06:26 | | | | 5 DENT JR. J free throw 2 - 2 missed |
| 06:24 | 11 WYATT I defensive rebound (5) | | | |
| 06:03 | 21 CARTER P 2pt FG in the paint, jump shot missed | | | |
| 05:58 | 3 EDMONDS T offensive rebound (5) | | | |
| 05:58 | 3 EDMONDS T 2pt FG second chance in the paint, layup blocked | | | |
| 05:58 | | | | 5 DENT JR. J block (1) |
| 05:55 | | | | 5 DENT JR. J defensive rebound (7) |
| 05:40 | | | | 4 WEST J 2pt FG in the paint, turnaround jump shot missed |
| 05:34 | | | | 4 WEST J offensive rebound (8) |
| 05:34 | | | | 4 WEST J 2pt FG second chance in the paint, layup missed |
| 05:33 | 2 LINGUARD, JR. C defensive rebound (7) | | | |
| 05:28 | 21 CARTER P foul drawn (1) | | | 24 KNOX T foul personal (3 - 7) |
| 05:28 | 2 LINGUARD, JR. C substitution out | | | |
| 05:28 | 4 FULLER JR. D substitution in | | | |
| 05:28 | | | | 1 BENNETT Q substitution out |
| 05:28 | | | | 0 DAVIS S substitution in |
| 05:28 | 21 CARTER P 1&1 free throw 1 missed | | | |
| 05:26 | | | | 22 PETRAKIS J defensive rebound (3) |
| 05:15 | | | | 5 DENT JR. J 2pt FG outside the paint, step back jump shot blocked |
| 05:15 | 11 WYATT I block (2) | | | |
| 05:10 | 3 EDMONDS T defensive rebound (6) | | | |
| 05:02 | 5 HOLIMAN A 2pt FG in the paint, driving layup blocked | | | |
| 05:02 | | | | 0 DAVIS S block (2) |
| 04:57 | | | | 24 KNOX T defensive rebound (9) |
| 04:57 | | | | 5 DENT JR. J substitution out |
| 04:57 | | | | 2 MYERS R substitution in |
| 04:57 | | | | Timeout 30 Sec |
| 04:50 | | 54-50 | 4 | 24 KNOX T 2pt FG in the paint, turnaround jump shot made (4) |
| 04:29 | 11 WYATT I 2pt FG in the paint, driving layup blocked | | | |
| 04:29 | | | | 24 KNOX T block (4) |
| 04:25 | | | | 4 WEST J defensive rebound (9) |
| 04:25 | 5 HOLIMAN A foul shooting (4 - 5) | | | 2 MYERS R foul drawn (2) |



Western Illinois at UTSA

11/06/23 Convocation Center, San Antonio
2023-24 Men's Basketball

Game Time: 7:00 PM
Game Duration: 2:33
Attendance: 1,567

Officials: Shaen Land, Raymond Tate, Trent Davis

| Game Time | UTSA | Score | Diff | WIU |
|-----------|--|--------------|----------|---|
| 04:25 | | 54-51 | 3 | 2 MYERS R free throw fast break 1 - 2 made (2) |
| 04:25 | 5 HOLIMAN A substitution out | | | |
| 04:25 | 22 TUCKER C substitution in | | | |
| 04:25 | | 54-52 | 2 | 2 MYERS R free throw fast break 2 - 2 made (3) |
| 04:01 | 22 TUCKER C foul drawn (4) | | | 22 PETRAKIS J foul personal (2 - 8) |
| 04:01 | 22 TUCKER C 1&1 free throw 1 missed | | | |
| 03:59 | | | | 4 WEST J defensive rebound (10) |
| 03:34 | 22 TUCKER C steal (2) | | | 0 DAVIS S turnover lost ball (3) |
| 03:28 | 3 EDMONDS T 2pt FG fast break from turnover in the paint, driving layup made (8) | 56-52 | 4 | |
| 03:15 | | | | 4 WEST J 2pt FG in the paint, layup missed |
| 03:12 | 22 TUCKER C defensive rebound (3) | | | |
| 03:09 | 11 WYATT I 2pt FG fast break in the paint, layup made (8) | 58-52 | 6 | |
| 03:09 | 22 TUCKER C assist (6) | | | |
| 03:07 | Timeout 30 Sec | | | |
| 03:07 | Timeout media | | | |
| 03:07 | 21 CARTER P substitution out | | | |
| 03:07 | 2 LINGUARD, JR. C substitution in | | | |
| 03:07 | | | | 0 DAVIS S substitution out |
| 03:07 | | | | 4 WEST J substitution out |
| 03:07 | | | | 5 DENT JR. J substitution in |
| 03:07 | | | | 23 CISSE D substitution in |
| 02:49 | | 58-55 | 3 | 2 MYERS R 3pt FG , jump shot made (6) |
| 02:49 | | | | 22 PETRAKIS J assist (2) |
| 02:33 | 22 TUCKER C foul drawn (5) | | | 2 MYERS R foul personal (2 - 9) |
| 02:33 | | | | 24 KNOX T substitution out |
| 02:33 | | | | 4 WEST J substitution in |
| 02:33 | 22 TUCKER C 1&1 free throw 1 made (8) | 59-55 | 4 | |
| 02:33 | 22 TUCKER C 1&1 free throw 2 made (9) | 60-55 | 5 | |
| 02:16 | | | | 22 PETRAKIS J 3pt FG , jump shot missed |
| 02:14 | | | | 4 WEST J offensive rebound (11) |
| 02:10 | | | | 5 DENT JR. J 2pt FG second chance outside the paint, step back jump shot missed |
| 02:07 | 2 LINGUARD, JR. C defensive rebound (8) | | | |
| 01:45 | 2 LINGUARD, JR. C 2pt FG in the paint, pull up jump shot missed | | | |
| 01:41 | 3 EDMONDS T offensive rebound (7) | | | |
| 01:40 | Timeout 30 Sec | | | |
| 01:40 | 3 EDMONDS T turnover out of bounds (1) | | | |
| 01:40 | | | | 0 DAVIS S substitution in |
| 01:40 | | | | 22 PETRAKIS J substitution out |
| 01:40 | Timeout 30 Sec | | | |
| 01:31 | | 60-57 | 3 | 2 MYERS R 2pt FG from turnover outside the paint, step back jump shot made (8) |
| 01:05 | 22 TUCKER C foul drawn (6) | | | 2 MYERS R foul shooting (3 - 10) |
| 01:05 | 22 TUCKER C free throw 1 - 2 made (10) | 61-57 | 4 | |
| 01:05 | 22 TUCKER C free throw 2 - 2 made (11) | 62-57 | 5 | |
| 00:32 | | 62-59 | 3 | 5 DENT JR. J 2pt FG in the paint, jump shot made (13) |
| 00:28 | 22 TUCKER C foul drawn (7) | | | 5 DENT JR. J foul personal (2 - 11) |
| 00:28 | 22 TUCKER C free throw fast break 1 - 2 made (12) | 63-59 | 4 | |



Western Illinois at UTSA

11/06/23 Convocation Center, San Antonio
2023-24 Men's Basketball

Game Time: 7:00 PM
Game Duration: 2:33
Attendance: 1,567

Officials: Shaen Land, Raymond Tate, Trent Davis

| Game Time | UTSA | Score | Diff | WIU |
|-----------------------|---|--------------|----------|---|
| 00:28 | Timeout 60 Sec | | | |
| 00:28 | 22 TUCKER C free throw fast break 2 - 2 made (13) | 64-59 | 5 | |
| 00:19 | | | | 0 DAVIS S 3pt FG , step back jump shot missed |
| 00:15 | | | | 4 WEST J offensive rebound (12) |
| 00:17 | | 64-61 | 3 | 4 WEST J 2pt FG second chance in the paint, layup made (11) |
| 00:16 | 22 TUCKER C foul drawn (8) | | | 4 WEST J foul personal (4 - 12) |
| 00:16 | 22 TUCKER C free throw fast break 1 - 2 made (14) | 65-61 | 4 | |
| 00:16 | 22 TUCKER C free throw fast break 2 - 2 missed | | | |
| 00:14 | | | | 23 CISSE D defensive rebound (7) |
| 00:09 | 4 FULLER JR. D foul shooting (1 - 6) | | | 5 DENT JR. J foul drawn (5) |
| 00:09 | | 65-62 | 3 | 5 DENT JR. J free throw fast break 1 - 2 made (14) |
| 00:09 | | | | Timeout 60 Sec |
| 00:09 | 3 EDMONDS T substitution out | | | |
| 00:09 | 21 CARTER P substitution in | | | |
| 00:09 | | | | 5 DENT JR. J free throw fast break 2 - 2 missed |
| 00:06 | | | | offensive rebound (55) |
| 00:06 | | | | 23 CISSE D substitution out |
| 00:06 | | | | 22 PETRAKIS J substitution in |
| 00:03 | | 65-65 | 0 | 5 DENT JR. J 3pt FG second chance, jump shot made (17) |
| END OF PERIOD | | | | |
| UTSA 65-65 WIU | | | | |



Western Illinois at UTSA

11/06/23 Convocation Center, San Antonio
2023-24 Men's Basketball

Game Time: 7:00 PM
Game Duration: 2:33
Attendance: 1,567

Officials: Shaen Land, Raymond Tate, Trent Davis

Western Illinois - 37

| NO. | Name | Min | FG | | | Rebounds | | | Fouls | | TP | AS | TO | ST | Blocks | | +/- |
|---------------|-------------------|---------|-------|------|-----|----------|----|-----|-------|----|----|----|----|----|--------|----|-----|
| | | | M-A | M-A | M-A | OR | DR | TOT | PF | FD | | | | | BS | BA | |
| 4 | Jesiah West | F 19:26 | 3-10 | 0-2 | 0-0 | 5 | 3 | 8 | 2 | 0 | 6 | 1 | 1 | 1 | 0 | 0 | -3 |
| 22 | Joe Petrakis | F 14:52 | 0-3 | 0-2 | 0-0 | 0 | 2 | 2 | 1 | 0 | 0 | 1 | 0 | 0 | 0 | 1 | -6 |
| 23 | Drew Cisse | F 09:59 | 3-3 | 0-0 | 0-0 | 2 | 2 | 4 | 2 | 0 | 6 | 0 | 0 | 0 | 0 | 3 | |
| 1 | Quinlan Bennett | G 12:12 | 1-5 | 0-0 | 0-2 | 2 | 1 | 3 | 1 | 1 | 2 | 1 | 1 | 0 | 0 | -4 | |
| 5 | James Dent Jr. | G 11:45 | 3-8 | 1-3 | 2-4 | 1 | 2 | 3 | 1 | 2 | 9 | 1 | 1 | 0 | 1 | -2 | |
| 11 | De'Meiko Anderson | 00:00 | 0-0 | 0-0 | 0-0 | 0 | 0 | 0 | 0 | 0 | 0 | 0 | 0 | 0 | 0 | 0 | |
| 0 | Shay Davis | 12:46 | 1-5 | 1-5 | 0-0 | 0 | 0 | 0 | 0 | 0 | 3 | 0 | 1 | 0 | 2 | 5 | |
| 24 | Tay Knox | 14:03 | 2-4 | 0-0 | 0-0 | 2 | 3 | 5 | 3 | 2 | 4 | 0 | 1 | 0 | 1 | 1 | |
| 2 | Ryan Myers | 04:57 | 2-2 | 1-1 | 2-2 | 0 | 0 | 0 | 2 | 1 | 7 | 0 | 0 | 0 | 0 | 6 | |
| Team | | | | | | 3 | 1 | 4 | | | 0 | | 0 | | | | |
| Totals | | | 15-40 | 3-13 | 4-8 | 15 | 14 | 29 | 12 | 6 | 37 | 4 | 5 | 1 | 4 | 3 | 0 |

| Shooting By Period | | |
|--------------------|-------|-------|
| 2nd FG% | 15-40 | 37.5% |
| 3PT% | 3-13 | 23.1% |
| FT% | 4-8 | 50% |
| GM FG% | 15-40 | 37.5% |
| 3PT% | 3-13 | 23.1% |
| FT% | 4-8 | 50.0% |

Dead Ball Rebounds: 1, 0

Technical Fouls::NONE

UTSA - 37

| NO. | Name | Min | FG | | | Rebounds | | | Fouls | | TP | AS | TO | ST | Blocks | | +/- |
|---------------|-----------------------|---------|-------|-----|-------|----------|----|-----|-------|----|----|----|----|----|--------|----|-----|
| | | | M-A | M-A | M-A | OR | DR | TOT | PF | FD | | | | | BS | BA | |
| 3 | Trey Edmonds | F 16:16 | 1-2 | 0-0 | 2-4 | 2 | 3 | 5 | 1 | 2 | 4 | 1 | 1 | 0 | 0 | 1 | 7 |
| 2 | Carlton Linguard, Jr. | C 15:40 | 2-4 | 2-3 | 0-0 | 0 | 5 | 5 | 0 | 0 | 6 | 0 | 0 | 0 | 2 | 0 | -2 |
| 4 | Dre Fuller Jr. | G 14:06 | 3-4 | 1-2 | 2-2 | 0 | 0 | 0 | 1 | 1 | 9 | 0 | 0 | 0 | 0 | -7 | |
| 5 | Adante' Holiman | G 09:21 | 2-5 | 0-1 | 1-2 | 1 | 0 | 1 | 2 | 2 | 5 | 0 | 0 | 0 | 0 | 1 | |
| 22 | Christian Tucker | G 15:59 | 1-2 | 0-0 | 9-11 | 0 | 2 | 2 | 1 | 6 | 11 | 3 | 0 | 1 | 0 | 5 | |
| 10 | Chandler Cuthrell | 01:59 | 0-1 | 0-0 | 0-0 | 0 | 1 | 1 | 0 | 0 | 0 | 0 | 1 | 1 | 0 | 2 | |
| 21 | PJ Carter | 11:59 | 0-1 | 0-0 | 0-1 | 0 | 0 | 0 | 1 | 1 | 0 | 0 | 0 | 1 | 0 | 0 | |
| 11 | Isaiah Wyatt | 14:40 | 1-3 | 0-1 | 0-0 | 0 | 2 | 2 | 0 | 0 | 2 | 0 | 1 | 0 | 1 | -6 | |
| Team | | | | | | 0 | 0 | 0 | | | 0 | | 0 | | | | |
| Totals | | | 10-22 | 3-7 | 14-20 | 3 | 13 | 16 | 6 | 12 | 37 | 4 | 3 | 3 | 3 | 4 | 0 |

| Shooting By Period | | |
|--------------------|-------|-------|
| 2nd FG% | 10-22 | 45.5% |
| 3PT% | 3-7 | 42.9% |
| FT% | 14-20 | 70% |
| GM FG% | 10-22 | 45.5% |
| 3PT% | 3-7 | 42.9% |
| FT% | 14-20 | 70.0% |

Dead Ball Rebounds: 1, 0

Technical Fouls::NONE

| | WIU | UTSA |
|------------------|---------------------------|--------------------------|
| Biggest lead | 0 (1 st 20:00) | 7 (2 nd 7:45) |
| Best Scoring Run | 5(2 nd 10:11) | 7(2 nd 7:45) |
| Lead Changes | 1 | |
| Times Tied | 3 | |
| Time with Lead | 00:00 | 18:53 |

| Points from | WIU | UTSA |
|---------------|-----|------|
| Turnovers | 4 | 5 |
| Paint | 22 | 14 |
| Second Chance | 15 | 2 |
| Fast Breaks | 5 | 9 |
| Bench | 14 | 2 |

| | Period by Period Scoring | | | |
|------|--------------------------|-----|-----|-----|
| | 1st | 2nd | OT1 | TOT |
| WIU | 28 | 37 | 3 | 68 |
| UTSA | 28 | 37 | 13 | 78 |



Officials: Shaen Land, Raymond Tate, Trent Davis

Overtime 1

Quarter Starters:

| | | | | | |
|-------------|------------------|----------------|------------|--------------|---------------|
| UTSA | 2 Liguard, Jr. C | 4 Fuller Jr. D | 11 Wyatt I | 22 Tucker C | 3 Edmonds T |
| WIU | 0 Davis S | 2 Myers R | 4 West J | 5 Dent Jr. J | 22 Petrakis J |

| Game Time | UTSA | Score | Diff | WIU |
|-----------|--|---------------|-----------|--|
| 05:00 | 21 CARTER P substitution out | | | |
| 05:00 | 3 EDMONDS T substitution in | | | |
| 05:00 | 2 LINGUARD, JR. C jumpball won | | | 4 WEST J jumpball lost |
| 04:42 | 3 EDMONDS T 2pt FG in the paint, layup made (10) | 67-65 | 2 | |
| 04:42 | 22 TUCKER C assist (7) | | | |
| 04:42 | 3 EDMONDS T foul drawn (3) | | | 22 PETRAKIS J foul shooting (3 - 13) |
| 04:42 | | | | 22 PETRAKIS J substitution out |
| 04:42 | | | | 23 CISSE D substitution in |
| 04:42 | 3 EDMONDS T free throw 1 - 1 made (11) | 68-65 | 3 | |
| 04:13 | | | | 2 MYERS R 2pt FG in the paint, driving layup missed |
| 04:10 | | | | 4 WEST J offensive rebound (13) |
| 04:10 | | | | 4 WEST J 2pt FG second chance in the paint, layup missed |
| 04:09 | 11 WYATT I defensive rebound (6) | | | |
| 03:53 | 3 EDMONDS T 2pt FG in the paint, layup made (13) | 70-65 | 5 | |
| 03:53 | 2 LINGUARD, JR. C assist (1) | | | |
| 03:39 | | | | 2 MYERS R 3pt FG , jump shot missed |
| 03:36 | 4 FULLER JR. D defensive rebound (5) | | | |
| 03:19 | 22 TUCKER C foul drawn (9) | | | 2 MYERS R foul personal (4 - 14) |
| 03:19 | 22 TUCKER C free throw 1 - 2 made (15) | 71-65 | 6 | |
| 03:19 | 22 TUCKER C free throw 2 - 2 made (16) | 72-65 | 7 | |
| 03:04 | | 72-68 | 4 | 5 DENT JR. J 3pt FG , step back jump shot made (20) |
| 03:04 | | | | 23 CISSE D assist (1) |
| 02:34 | 4 FULLER JR. D turnover bad pass (1) | | | 23 CISSE D steal (1) |
| 02:15 | 3 EDMONDS T foul personal (3 - 7) | | | 23 CISSE D foul drawn (1) |
| 02:15 | | | | 23 CISSE D 1&1 free throw 1 missed |
| 02:14 | 4 FULLER JR. D defensive rebound (6) | | | |
| 01:55 | 11 WYATT I 2pt FG outside the paint, jump shot made (10) | 74-68 | 6 | |
| 01:55 | 22 TUCKER C assist (8) | | | |
| 01:30 | | | | 5 DENT JR. J 3pt FG , jump shot missed |
| 01:29 | 3 EDMONDS T defensive rebound (8) | | | |
| 01:29 | 3 EDMONDS T foul drawn (4) | | | 23 CISSE D foul personal (5 - 15) |
| 01:29 | | | | 23 CISSE D substitution out |
| 01:29 | | | | 22 PETRAKIS J substitution in |
| 01:29 | 3 EDMONDS T free throw fast break 1 - 2 made (14) | 75-68 | 7 | |
| 01:29 | 3 EDMONDS T free throw fast break 2 - 2 made (15) | 76-68 | 8 | |
| 01:18 | | | | 0 DAVIS S 2pt FG in the paint, pull up jump shot missed |
| 01:14 | 2 LINGUARD, JR. C defensive rebound (9) | | | |
| 00:54 | 22 TUCKER C 2pt FG in the paint, driving layup made (18) | 78-68 | 10 | |
| 00:47 | | | | 5 DENT JR. J 3pt FG , jump shot missed |
| 00:43 | 2 LINGUARD, JR. C defensive rebound (10) | | | |
| 00:35 | Timeout 60 Sec | | | |
| 00:35 | | Timeout media | | |
| 00:35 | 22 TUCKER C substitution out | | | |



Official Basketball Play by Play - 1st OT
Western Illinois at UTSA
11/06/23 Convocation Center, San Antonio
2023-24 Men's Basketball

Game Time: 7:00 PM
Game Duration: 2:33
Attendance: 1,567

Officials: Shaen Land, Raymond Tate, Trent Davis

| Game Time | UTSA | Score | Diff | WIU |
|-----------------------|--------------------------------------|-------|------|--|
| 00:35 | 5 HOLIMAN A substitution in | | | |
| 00:11 | turnover shot clock (7) | | | |
| 00:04 | | | | 2 MYERS R 3pt FG from turnover, pull up jump shot missed |
| 00:00 | 4 FULLER JR. D defensive rebound (7) | | | |
| END OF GAME | | | | |
| UTSA 78-68 WIU | | | | |



Officials: Shaen Land, Raymond Tate, Trent Davis

Western Illinois - 3

| NO. | Name | F | Min | FG | | | Rebounds | | | Fouls | | TP | AS | TO | ST | Blocks | | +/- |
|---------------|-----------------|---|-------|-----|-----|-----|----------|----|-----|-------|----|----|----|----|----|--------|----|-----|
| | | | | M-A | M-A | M-A | OR | DR | TOT | PF | FD | | | | | BS | BA | |
| 4 | Jesiah West | F | 05:00 | 0-1 | 0-0 | 0-0 | 1 | 0 | 1 | 0 | 0 | 0 | 0 | 0 | 0 | 0 | 0 | -10 |
| 22 | Joe Petrakis | F | 01:47 | 0-0 | 0-0 | 0-0 | 0 | 0 | 0 | 1 | 0 | 0 | 0 | 0 | 0 | 0 | 0 | -6 |
| 23 | Drew Cisse | F | 03:13 | 0-0 | 0-0 | 0-1 | 0 | 0 | 0 | 1 | 1 | 0 | 1 | 0 | 1 | 0 | 0 | -4 |
| 1 | Quinlan Bennett | G | 00:00 | 0-0 | 0-0 | 0-0 | 0 | 0 | 0 | 0 | 0 | 0 | 0 | 0 | 0 | 0 | 0 | 0 |
| 5 | James Dent Jr. | G | 05:00 | 1-3 | 1-3 | 0-0 | 0 | 0 | 0 | 0 | 0 | 3 | 0 | 0 | 0 | 0 | 0 | -10 |
| 0 | Shay Davis | | 05:00 | 0-1 | 0-0 | 0-0 | 0 | 0 | 0 | 0 | 0 | 0 | 0 | 0 | 0 | 0 | 0 | -10 |
| 2 | Ryan Myers | | 05:00 | 0-3 | 0-2 | 0-0 | 0 | 0 | 0 | 1 | 0 | 0 | 0 | 0 | 0 | 0 | 0 | -10 |
| Team | | | | | | | 0 | 0 | 0 | | | 0 | | | | | | |
| Totals | | | | 1-8 | 1-5 | 0-1 | 1 | 0 | 1 | 3 | 1 | 3 | 1 | 0 | 1 | 0 | 0 | -10 |

| Shooting By Period | | |
|--------------------|-----|-------|
| OT FG% | 1-8 | 12.5% |
| 3PT% | 1-5 | 20.0% |
| FT% | 0-1 | 0% |
| GM FG% | 1-8 | 12.5% |
| 3PT% | 1-5 | 20.0% |
| FT% | 0-1 | 0.0% |

Dead Ball Rebounds: 0, 0

Technical Fouls: NONE

UTSA - 13

| NO. | Name | F | Min | FG | | | Rebounds | | | Fouls | | TP | AS | TO | ST | Blocks | | +/- |
|---------------|-----------------------|---|-------|-----|-----|-----|----------|----|-----|-------|----|----|----|----|----|--------|----|-----|
| | | | | M-A | M-A | M-A | OR | DR | TOT | PF | FD | | | | | BS | BA | |
| 3 | Trey Edmonds | F | 05:00 | 2-2 | 0-0 | 3-3 | 0 | 1 | 1 | 1 | 2 | 7 | 0 | 0 | 0 | 0 | 0 | 10 |
| 2 | Carlton Linguard, Jr. | C | 05:00 | 0-0 | 0-0 | 0-0 | 0 | 2 | 2 | 0 | 0 | 0 | 1 | 0 | 0 | 0 | 0 | 10 |
| 4 | Dre Fuller Jr. | G | 05:00 | 0-0 | 0-0 | 0-0 | 0 | 3 | 3 | 0 | 0 | 0 | 0 | 1 | 0 | 0 | 0 | 10 |
| 5 | Adante' Holiman | G | 00:35 | 0-0 | 0-0 | 0-0 | 0 | 0 | 0 | 0 | 0 | 0 | 0 | 0 | 0 | 0 | 0 | 0 |
| 22 | Christian Tucker | G | 04:25 | 1-1 | 0-0 | 2-2 | 0 | 0 | 0 | 0 | 1 | 4 | 2 | 0 | 0 | 0 | 0 | 10 |
| 11 | Isaiah Wyatt | | 05:00 | 1-1 | 0-0 | 0-0 | 0 | 1 | 1 | 0 | 0 | 2 | 0 | 0 | 0 | 0 | 0 | 10 |
| 21 | PJ Carter | | 00:00 | 0-0 | 0-0 | 0-0 | 0 | 0 | 0 | 0 | 0 | 0 | 0 | 0 | 0 | 0 | 0 | 0 |
| Team | | | | | | | 0 | 0 | 0 | | | 0 | | 1 | | | | |
| Totals | | | | 4-4 | 0-0 | 5-5 | 0 | 7 | 7 | 1 | 3 | 13 | 3 | 2 | 0 | 0 | 0 | 10 |

| Shooting By Period | | |
|--------------------|-----|--------|
| OT FG% | 4-4 | 100.0% |
| 3PT% | 0-0 | 0.0% |
| FT% | 5-5 | 100% |
| GM FG% | 4-4 | 100.0% |
| 3PT% | 0-0 | 0.0% |
| FT% | 5-5 | 100.0% |

Dead Ball Rebounds: 0, 0

Technical Fouls: NONE

| | WIU | UTSA |
|-------------------------|-----------------------------|------------------------------|
| Biggest lead | 0 (1 st 20:00) | 10 (1 st OT 0:54) |
| Best Scoring Run | 3 (1 st OT 3:04) | 7 (1 st OT 3:19) |
| Lead Changes | 1 | |
| Times Tied | 0 | |
| Time with Lead | 00:00 | 04:42 |

| Points from | WIU | UTSA |
|----------------------|-----|------|
| Turnovers | 0 | 0 |
| Paint | 0 | 6 |
| Second Chance | 0 | 0 |
| Fast Breaks | 0 | 2 |
| Bench | 0 | 2 |

| | Period by Period Scoring | | | |
|-------------|--------------------------|-----|-----|-----|
| | 1st | 2nd | OT1 | TOT |
| WIU | 28 | 37 | 3 | 68 |
| UTSA | 28 | 37 | 13 | 78 |



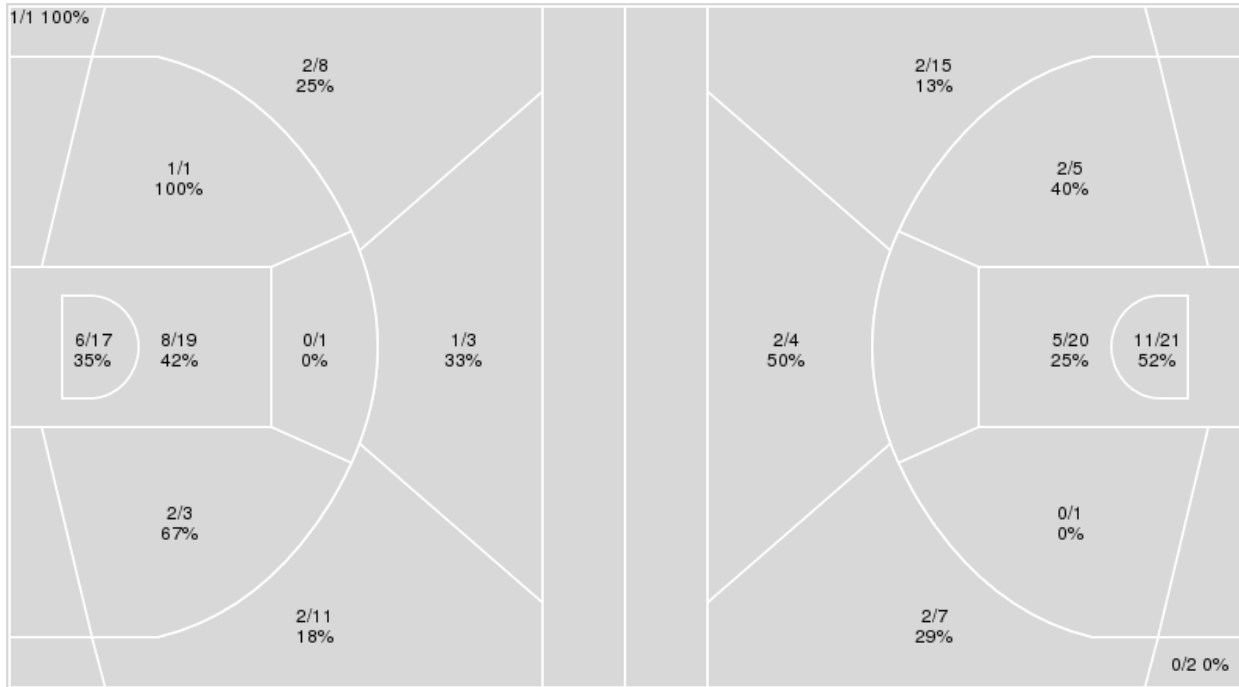
Officials: Shaen Land, Raymond Tate, Trent Davis

{ Players => 0, 1, 2, 3, 4, 5, 10, 11, 12, 14, 20, 21, 22, 23, 25; } FG
 Types => All; Results => All;

{ Players => All; } FG Types => All; Results => All;

UTSA

Western Illinois



| UTSA | M/A | % |
|-------------|-------|----|
| Field Goals | 23/64 | 36 |
| 2 Points | 17/41 | 41 |
| 3 Points | 6/23 | 26 |
| Free Throws | 26/35 | 74 |

| Western Illinois | M/A | % |
|------------------|-------|----|
| Field Goals | 24/75 | 32 |
| 2 Points | 18/47 | 38 |
| 3 Points | 6/28 | 21 |
| Free Throws | 14/25 | 56 |



Western Illinois at UTSA

11/06/23 Convocation Center, San Antonio
2023-24 Men's Basketball

Game Time: 7:00 PM
Game Duration: 2:33
Attendance: 1,567

Officials: Shaen Land, Raymond Tate, Trent Davis

Western Illinois

| No | Name | Mins | | Score | | Points Diff | | Points per Min | | Assists | | Rebounds | | Steals | | Turnovers | |
|----|-------------------|-------|-------|---------|---------|-------------|-----|----------------|------|---------|-----|----------|-----|--------|-----|-----------|-----|
| | | On | Off | On | Off | On | Off | On | Off | On | Off | On | Off | On | Off | On | Off |
| 0 | Shay Davis | 33:11 | 11:49 | 56 - 60 | 12 - 18 | -4 | -6 | 1.69 | 1.02 | 6 | 3 | 40 | 16 | 2 | 0 | 9 | 3 |
| 1 | Quinlan Bennett | 19:21 | 25:39 | 25 - 29 | 43 - 49 | -4 | -6 | 1.29 | 1.68 | 3 | 6 | 27 | 29 | 1 | 1 | 4 | 8 |
| 2 | Ryan Myers | 15:26 | 29:34 | 26 - 31 | 42 - 47 | -5 | -5 | 1.68 | 1.42 | 2 | 7 | 13 | 43 | 1 | 1 | 5 | 7 |
| 4 | Jesiah West | 33:42 | 11:18 | 49 - 58 | 19 - 20 | -9 | -1 | 1.45 | 1.68 | 6 | 3 | 43 | 13 | 2 | 0 | 7 | 5 |
| 5 | James Dent Jr. | 36:45 | 08:15 | 51 - 63 | 17 - 15 | -12 | 2 | 1.39 | 2.06 | 8 | 1 | 45 | 11 | 1 | 1 | 10 | 2 |
| 11 | De'Meiko Anderson | 00:30 | 44:30 | 0 - 0 | 68 - 78 | 0 | -10 | 0.00 | 1.53 | 0 | 9 | 1 | 55 | 0 | 2 | 0 | 12 |
| 13 | Braden Lamar | 05:08 | 39:52 | 12 - 11 | 56 - 67 | 1 | -11 | 2.34 | 1.40 | 2 | 7 | 7 | 49 | 0 | 2 | 1 | 11 |
| 20 | Rodrick Payne | 02:58 | 42:02 | 7 - 9 | 61 - 69 | -2 | -8 | 2.36 | 1.45 | 2 | 7 | 2 | 54 | 0 | 2 | 1 | 11 |
| 22 | Joe Petrakis | 33:21 | 11:39 | 42 - 57 | 26 - 21 | -15 | 5 | 1.26 | 2.23 | 7 | 2 | 43 | 13 | 1 | 1 | 12 | 0 |
| 23 | Drew Cisse | 19:08 | 25:52 | 37 - 36 | 31 - 42 | 1 | -11 | 1.93 | 1.20 | 5 | 4 | 22 | 34 | 1 | 1 | 4 | 8 |
| 24 | Tay Knox | 25:30 | 19:30 | 35 - 36 | 33 - 42 | -1 | -9 | 1.37 | 1.69 | 4 | 5 | 37 | 19 | 1 | 1 | 7 | 5 |

UTSA

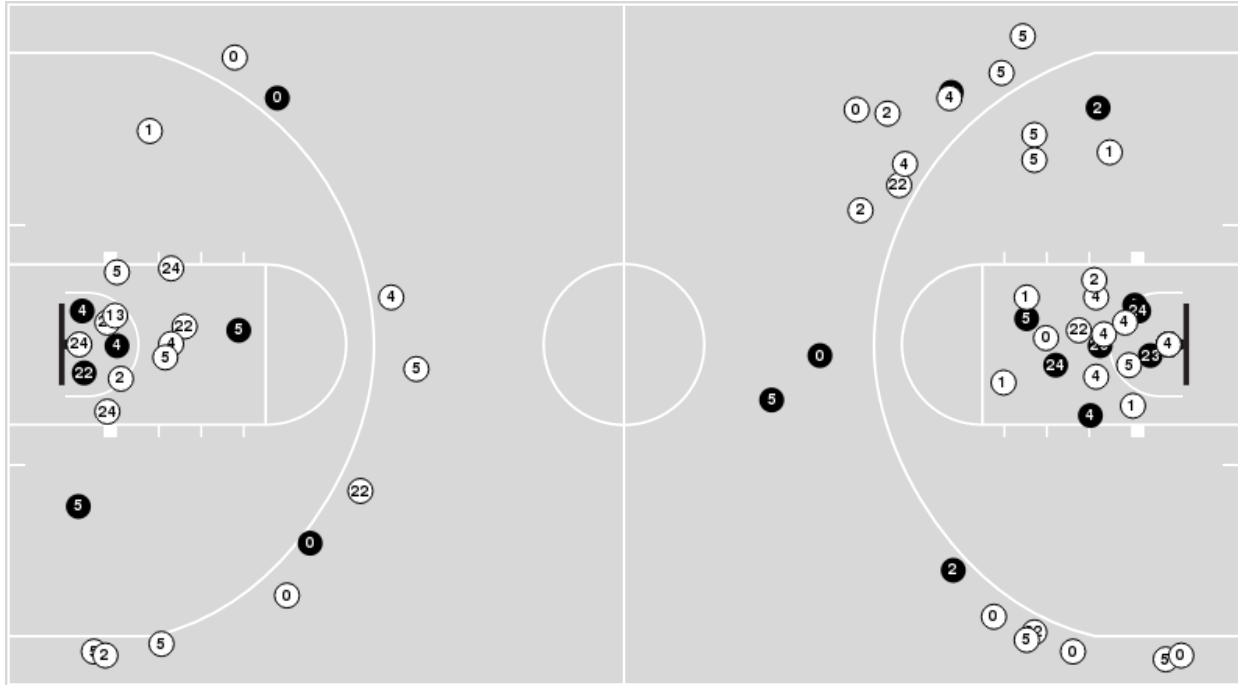
| No | Name | Mins | | Score | | Points Diff | | Points per Min | | Assists | | Rebounds | | Steals | | Turnovers | |
|----|-----------------------|-------|-------|---------|---------|-------------|-----|----------------|------|---------|-----|----------|-----|--------|-----|-----------|-----|
| | | On | Off | On | Off | On | Off | On | Off | On | Off | On | Off | On | Off | On | Off |
| 0 | Nazar Mahmoud | 04:47 | 40:13 | 9 - 9 | 69 - 59 | 0 | 10 | 1.88 | 1.72 | 2 | 11 | 5 | 42 | 0 | 6 | 1 | 6 |
| 2 | Carlton Linguard, Jr. | 30:01 | 14:59 | 54 - 44 | 24 - 24 | 10 | 0 | 1.80 | 1.60 | 9 | 4 | 29 | 18 | 2 | 4 | 5 | 2 |
| 3 | Trey Edmonds | 35:42 | 09:18 | 62 - 47 | 16 - 21 | 15 | -5 | 1.74 | 1.72 | 10 | 3 | 42 | 5 | 5 | 1 | 6 | 1 |
| 4 | Dre Fuller Jr. | 29:47 | 15:13 | 50 - 52 | 28 - 16 | -2 | 12 | 1.68 | 1.84 | 7 | 6 | 29 | 18 | 3 | 3 | 4 | 3 |
| 5 | Adante' Holiman | 19:10 | 25:50 | 21 - 22 | 57 - 46 | -1 | 11 | 1.10 | 2.21 | 3 | 10 | 20 | 27 | 3 | 3 | 4 | 3 |
| 10 | Chandler Cuthrell | 10:26 | 34:34 | 18 - 14 | 60 - 54 | 4 | 6 | 1.73 | 1.74 | 3 | 10 | 13 | 34 | 2 | 4 | 2 | 5 |
| 11 | Isaiah Wyatt | 31:34 | 13:26 | 54 - 49 | 24 - 19 | 5 | 5 | 1.71 | 1.79 | 9 | 4 | 36 | 11 | 5 | 1 | 6 | 1 |
| 14 | Massal Diouf | 05:34 | 39:26 | 9 - 7 | 69 - 61 | 2 | 8 | 1.62 | 1.75 | 3 | 10 | 5 | 42 | 1 | 5 | 1 | 6 |
| 21 | PJ Carter | 23:36 | 21:24 | 41 - 40 | 37 - 28 | 1 | 9 | 1.74 | 1.73 | 7 | 6 | 23 | 24 | 5 | 1 | 2 | 5 |
| 22 | Christian Tucker | 34:23 | 10:37 | 72 - 56 | 6 - 12 | 16 | -6 | 2.09 | 0.57 | 12 | 1 | 33 | 14 | 4 | 2 | 4 | 3 |



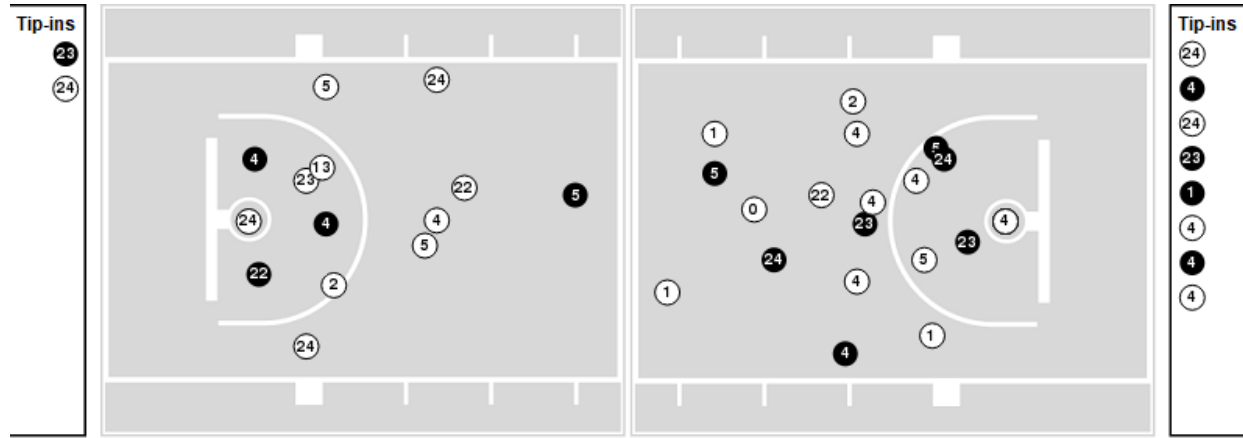
Officials: Shaen Land, Raymond Tate, Trent Davis

Players => AllFG Types=>AllResults=>All
Western Illinois

All Field Goals



Blow Up Chart



● Made ○ Missed N - Player Number

| Western Illinois | M/A | % |
|------------------|-------|----|
| Field Goals | 24/75 | 32 |
| 2 Points | 18/47 | 38 |
| 3 Points | 6/28 | 21 |
| Free Throws | 14/25 | 56 |

| Western Illinois | M/A | % |
|----------------------|--------------|----|
| Points in the Paint | 32 (16 / 41) | 39 |
| Fast Break Points | 10 (8/10) | 80 |
| Second Chance Points | 17 (8/20) | 40 |
| Effective FG% | 36 | |

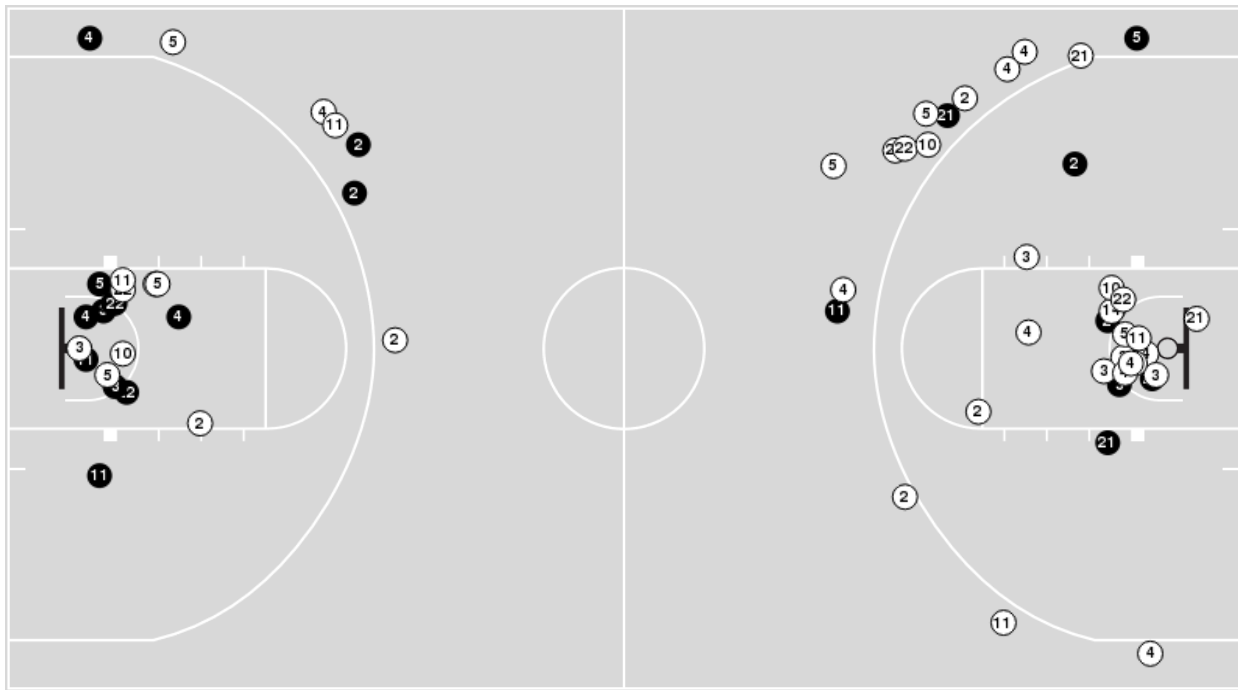


Officials: Shaen Land, Raymond Tate, Trent Davis

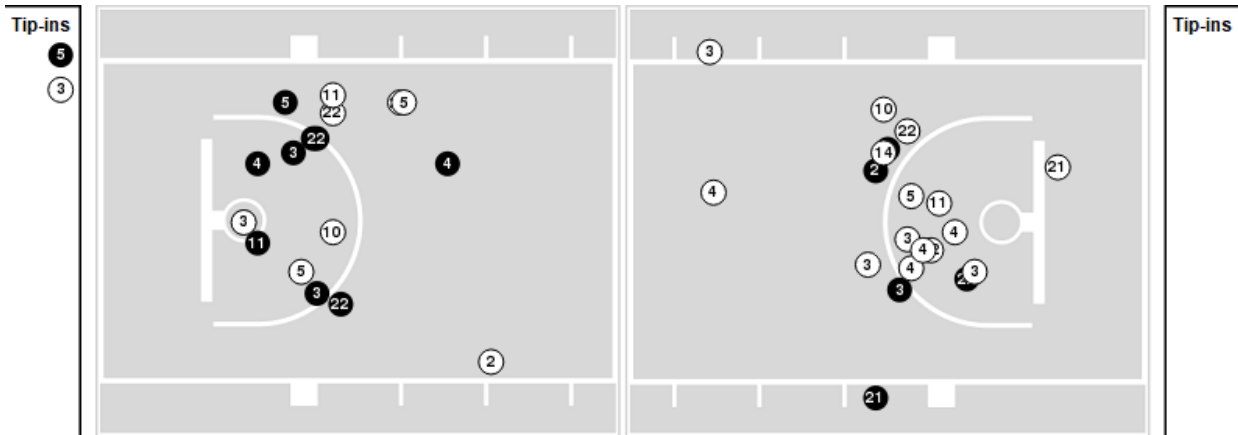
Players => 0, 1, 2, 3, 4, 5, 10, 11, 12, 14, 20, 21, 22, 23, 25FG Types=>AllResults=>All

UTSA

All Field Goals



Blow Up Chart



● Made ○ Missed N - Player Number

| UTSA | M/A | % |
|-------------|-------|----|
| Field Goals | 23/64 | 36 |
| 2 Points | 17/41 | 41 |
| 3 Points | 6/23 | 26 |
| Free Throws | 26/35 | 74 |

| UTSA | M/A | % |
|----------------------|--------------|----|
| Points in the Paint | 28 (14 / 36) | 39 |
| Fast Break Points | 16 (10/12) | 83 |
| Second Chance Points | 10 (8/14) | 57 |
| Effective FG% | 41 | |



Western Illinois at UTSA

11/06/23 Convocation Center, San Antonio
2023-24 Men's Basketball

Game Time: 7:00 PM
Game Duration: 2:33
Attendance: 1,567

Officials: Shaen Land, Raymond Tate, Trent Davis

Western Illinois

| Lineup | Quarter On | Time On | Quarter Off | Time Off | Time on Court | Score | Score Diff | Reb | Stl | Tov | Ass | PPP |
|--|------------|---------|-------------|----------|---------------|-------|------------|-----|-----|-----|-----|--------|
| 1- Bennett Q/ 4- West J/ 5- Dent Jr. J/ 22- Petrakis J/ 23- Cisse D/ | 1 | 20:00 | 1 | 17:29 | 02:31 | 4-4 | 0 | 4 | 0 | 2 | 1 | 1.0000 |
| 1- Bennett Q/ 4- West J/ 5- Dent Jr. J/ 22- Petrakis J/ 24- Knox T/ | 1 | 17:29 | 1 | 15:25 | 02:04 | 0-1 | -1 | 3 | 0 | 0 | 0 | 0.0000 |
| 0- Davis S/ 4- West J/ 5- Dent Jr. J/ 22- Petrakis J/ 24- Knox T/ | 1 | 15:25 | 1 | 12:58 | 02:27 | 3-3 | 0 | 3 | 0 | 0 | 1 | 0.6148 |
| 0- Davis S/ 1- Bennett Q/ 5- Dent Jr. J/ 23- Cisse D/ 24- Knox T/ | 1 | 12:58 | 1 | 11:48 | 01:10 | 0-2 | -2 | 2 | 0 | 0 | 0 | 0.0000 |
| 0- Davis S/ 1- Bennett Q/ 4- West J/ 5- Dent Jr. J/ 23- Cisse D/ | 1 | 11:48 | 1 | 10:24 | 01:24 | 3-0 | 3 | 1 | 0 | 0 | 0 | 0.9036 |
| 0- Davis S/ 2- Myers R/ 4- West J/ 5- Dent Jr. J/ 23- Cisse D/ | 1 | 10:24 | 1 | 09:40 | 00:44 | 2-0 | 2 | 2 | 0 | 0 | 0 | 2.0000 |
| 0- Davis S/ 2- Myers R/ 5- Dent Jr. J/ 22- Petrakis J/ 23- Cisse D/ | 1 | 09:40 | 1 | 09:33 | 00:07 | 0-1 | -1 | 0 | 0 | 1 | 0 | 0.0000 |
| 0- Davis S/ 2- Myers R/ 5- Dent Jr. J/ 22- Petrakis J/ 24- Knox T/ | 1 | 09:33 | 1 | 05:38 | 03:55 | 4-6 | -2 | 3 | 0 | 3 | 0 | 0.6211 |
| 0- Davis S/ 2- Myers R/ 5- Dent Jr. J/ 13- Lamar B/ 22- Petrakis J/ | 1 | 05:38 | 1 | 04:55 | 00:43 | 0-0 | 0 | 1 | 0 | 0 | 0 | 0.0000 |
| 0- Davis S/ 5- Dent Jr. J/ 13- Lamar B/ 20- Payne R/ 22- Petrakis J/ | 1 | 04:55 | 1 | 01:57 | 02:58 | 7-9 | -2 | 2 | 0 | 1 | 2 | 1.4706 |
| 0- Davis S/ 5- Dent Jr. J/ 13- Lamar B/ 22- Petrakis J/ 24- Knox T/ | 1 | 01:57 | 1 | 00:29 | 01:27 | 5-2 | 3 | 4 | 0 | 0 | 0 | 1.1905 |
| 0- Davis S/ 5- Dent Jr. J/ 11- Anderson D/ 22- Petrakis J/ 24- Knox T/ | 1 | 00:29 | 1 | 00:06 | 00:23 | 0-0 | 0 | 1 | 0 | 0 | 0 | 0.0000 |
| 4- West J/ 5- Dent Jr. J/ 11- Anderson D/ 22- Petrakis J/ 24- Knox T/ | 1 | 00:06 | 1 | 00:06 | 00:00 | 0-0 | 0 | 0 | 0 | 0 | 0 | 0.0000 |
| 0- Davis S/ 4- West J/ 5- Dent Jr. J/ 11- Anderson D/ 22- Petrakis J/ | 1 | 00:06 | 2 | 20:00 | 00:06 | 0-0 | 0 | 0 | 0 | 0 | 0 | 0.0000 |
| 1- Bennett Q/ 4- West J/ 5- Dent Jr. J/ 22- Petrakis J/ 23- Cisse D/ | 2 | 20:00 | 2 | 17:00 | 03:00 | 4-8 | -4 | 4 | 0 | 1 | 1 | 0.8000 |
| 0- Davis S/ 4- West J/ 5- Dent Jr. J/ 22- Petrakis J/ 23- Cisse D/ | 2 | 17:00 | 2 | 16:36 | 00:24 | 0-0 | 0 | 0 | 0 | 0 | 0 | 0.0000 |
| 0- Davis S/ 4- West J/ 5- Dent Jr. J/ 22- Petrakis J/ 24- Knox T/ | 2 | 16:36 | 2 | 14:40 | 01:56 | 2-4 | -2 | 4 | 0 | 2 | 1 | 0.5000 |
| 0- Davis S/ 1- Bennett Q/ 4- West J/ 22- Petrakis J/ 24- Knox T/ | 2 | 14:40 | 2 | 12:58 | 01:42 | 2-1 | 1 | 5 | 1 | 1 | 0 | 0.6667 |
| 0- Davis S/ 1- Bennett Q/ 4- West J/ 23- Cisse D/ 24- Knox T/ | 2 | 12:58 | 2 | 09:23 | 03:35 | 11-7 | 4 | 4 | 0 | 0 | 1 | 2.2000 |
| 0- Davis S/ 1- Bennett Q/ 4- West J/ 22- Petrakis J/ 24- Knox T/ | 2 | 09:23 | 2 | 08:15 | 01:08 | 0-3 | -3 | 0 | 0 | 0 | 0 | 0.0000 |
| 1- Bennett Q/ 4- West J/ 5- Dent Jr. J/ 22- Petrakis J/ 24- Knox T/ | 2 | 08:15 | 2 | 05:28 | 02:47 | 1-3 | -2 | 4 | 0 | 0 | 0 | 0.2315 |
| 0- Davis S/ 4- West J/ 5- Dent Jr. J/ 22- Petrakis J/ 24- Knox T/ | 2 | 05:28 | 2 | 04:57 | 00:31 | 0-0 | 0 | 2 | 0 | 0 | 0 | 0.0000 |
| 0- Davis S/ 2- Myers R/ 4- West J/ 22- Petrakis J/ 24- Knox T/ | 2 | 04:57 | 2 | 03:07 | 01:50 | 4-4 | 0 | 2 | 0 | 1 | 0 | 1.0309 |
| 2- Myers R/ 5- Dent Jr. J/ 22- Petrakis J/ 23- Cisse D/ 24- Knox T/ | 2 | 03:07 | 2 | 02:33 | 00:34 | 3-0 | 3 | 0 | 0 | 0 | 1 | 3.0000 |
| 2- Myers R/ 4- West J/ 5- Dent Jr. J/ 22- Petrakis J/ 23- Cisse D/ | 2 | 02:33 | 2 | 01:40 | 00:53 | 0-2 | -2 | 1 | 0 | 0 | 0 | 0.0000 |
| 0- Davis S/ 2- Myers R/ 4- West J/ 5- Dent Jr. J/ 23- Cisse D/ | 2 | 01:40 | 2 | 00:06 | 01:33 | 7-5 | 2 | 3 | 0 | 0 | 0 | 2.4306 |
| 0- Davis S/ 2- Myers R/ 4- West J/ 5- Dent Jr. J/ 22- Petrakis J/ | 2 | 00:06 | OT1 | 04:42 | 00:24 | 3-2 | 1 | 0 | 0 | 0 | 0 | 3.0000 |
| 0- Davis S/ 2- Myers R/ 4- West J/ 5- Dent Jr. J/ 23- Cisse D/ | OT1 | 04:42 | OT1 | 01:29 | 03:13 | 3-7 | -4 | 1 | 1 | 0 | 1 | 0.6757 |
| 0- Davis S/ 2- Myers R/ 4- West J/ 5- Dent Jr. J/ 22- Petrakis J/ | OT1 | 01:29 | OT1 | 00:00 | 01:29 | 0-4 | -4 | 0 | 0 | 0 | 0 | 0.0000 |



Western Illinois at UTSA

11/06/23 Convocation Center, San Antonio
2023-24 Men's Basketball

Game Time: 7:00 PM
Game Duration: 2:33
Attendance: 1,567

Officials: Shaen Land, Raymond Tate, Trent Davis

UTSA

| Lineup | Quarter On | Time On | Quarter Off | Time Off | Time on Court | Score | Score Diff | Reb | Stl | Tov | Ass | PPP |
|--|------------|---------|-------------|----------|---------------|-------|------------|-----|-----|-----|-----|--------|
| 2- Linguard, Jr. C/3- Edmonds T/4- Fuller Jr. D/5- Holiman A/22- Tucker C/ | 1 | 20:00 | 1 | 18:41 | 01:19 | 0-2 | -2 | 1 | 0 | 0 | 0 | 0.0000 |
| 2- Linguard, Jr. C/3- Edmonds T/4- Fuller Jr. D/11- Wyatt I/22- Tucker C/ | 1 | 18:41 | 1 | 15:25 | 03:16 | 5-2 | 3 | 5 | 1 | 0 | 1 | 0.8503 |
| 10- Cuthrell C/11- Wyatt I/14- Diouf M/21- Carter P/22- Tucker C/ | 1 | 15:25 | 1 | 15:10 | 00:15 | 0-1 | -1 | 0 | 0 | 0 | 0 | 0.0000 |
| 5- Holiman A/10- Cuthrell C/11- Wyatt I/14- Diouf M/21- Carter P/ | 1 | 15:10 | 1 | 12:58 | 02:12 | 3-2 | 1 | 3 | 0 | 0 | 1 | 0.7500 |
| 0- Mahmoud N/5- Holiman A/10- Cuthrell C/14- Diouf M/21- Carter P/ | 1 | 12:58 | 1 | 12:37 | 00:21 | 2-0 | 2 | 0 | 0 | 0 | 0 | 2.0000 |
| 0- Mahmoud N/3- Edmonds T/5- Holiman A/10- Cuthrell C/21- Carter P/ | 1 | 12:37 | 1 | 11:48 | 00:49 | 0-0 | 0 | 1 | 0 | 0 | 0 | 0.0000 |
| 0- Mahmoud N/3- Edmonds T/4- Fuller Jr. D/5- Holiman A/10- Cuthrell C/ | 1 | 11:48 | 1 | 10:24 | 01:24 | 0-3 | -3 | 3 | 0 | 1 | 0 | 0.0000 |
| 2- Linguard, Jr. C/3- Edmonds T/4- Fuller Jr. D/5- Holiman A/22- Tucker C/ | 1 | 10:24 | 1 | 08:24 | 02:00 | 3-2 | 1 | 1 | 0 | 0 | 0 | 0.7732 |
| 2- Linguard, Jr. C/5- Holiman A/11- Wyatt I/14- Diouf M/22- Tucker C/ | 1 | 08:24 | 1 | 08:00 | 00:24 | 0-0 | 0 | 1 | 0 | 1 | 0 | 0.0000 |
| 2- Linguard, Jr. C/11- Wyatt I/14- Diouf M/21- Carter P/22- Tucker C/ | 1 | 08:00 | 1 | 05:38 | 02:22 | 4-4 | 0 | 1 | 1 | 0 | 2 | 1.0000 |
| 3- Edmonds T/10- Cuthrell C/11- Wyatt I/21- Carter P/22- Tucker C/ | 1 | 05:38 | 1 | 04:55 | 00:43 | 2-0 | 2 | 3 | 0 | 0 | 0 | 1.0638 |
| 0- Mahmoud N/3- Edmonds T/10- Cuthrell C/21- Carter P/22- Tucker C/ | 1 | 04:55 | 1 | 02:42 | 02:13 | 7-6 | 1 | 1 | 0 | 0 | 2 | 2.3333 |
| 3- Edmonds T/4- Fuller Jr. D/5- Holiman A/11- Wyatt I/21- Carter P/ | 1 | 02:42 | 1 | 01:57 | 00:45 | 0-1 | -1 | 0 | 1 | 0 | 0 | 0.0000 |
| 3- Edmonds T/4- Fuller Jr. D/11- Wyatt I/21- Carter P/22- Tucker C/ | 1 | 01:57 | 1 | 00:29 | 01:27 | 2-5 | -3 | 3 | 0 | 0 | 0 | 0.4630 |
| 3- Edmonds T/4- Fuller Jr. D/10- Cuthrell C/11- Wyatt I/21- Carter P/ | 1 | 00:29 | 2 | 20:00 | 00:29 | 0-0 | 0 | 1 | 0 | 0 | 0 | 0.0000 |
| 2- Linguard, Jr. C/3- Edmonds T/4- Fuller Jr. D/5- Holiman A/22- Tucker C/ | 2 | 20:00 | 2 | 14:57 | 05:03 | 9-6 | 3 | 4 | 0 | 0 | 2 | 1.3081 |
| 3- Edmonds T/5- Holiman A/10- Cuthrell C/21- Carter P/22- Tucker C/ | 2 | 14:57 | 2 | 14:40 | 00:17 | 3-0 | 3 | 0 | 1 | 0 | 0 | 1.5957 |
| 3- Edmonds T/5- Holiman A/10- Cuthrell C/11- Wyatt I/21- Carter P/ | 2 | 14:40 | 2 | 12:58 | 01:42 | 1-2 | -1 | 1 | 1 | 1 | 0 | 0.3472 |
| 2- Linguard, Jr. C/4- Fuller Jr. D/11- Wyatt I/21- Carter P/22- Tucker C/ | 2 | 12:58 | 2 | 09:23 | 03:35 | 7-11 | -4 | 0 | 0 | 0 | 0 | 1.6204 |
| 2- Linguard, Jr. C/3- Edmonds T/11- Wyatt I/21- Carter P/22- Tucker C/ | 2 | 09:23 | 2 | 06:44 | 02:39 | 6-0 | 6 | 4 | 0 | 1 | 1 | 1.3514 |
| 2- Linguard, Jr. C/3- Edmonds T/5- Holiman A/11- Wyatt I/21- Carter P/ | 2 | 06:44 | 2 | 05:28 | 01:16 | 0-1 | -1 | 3 | 0 | 0 | 0 | 0.0000 |
| 3- Edmonds T/4- Fuller Jr. D/5- Holiman A/11- Wyatt I/21- Carter P/ | 2 | 05:28 | 2 | 04:25 | 01:03 | 0-3 | -3 | 1 | 0 | 0 | 0 | 0.0000 |
| 3- Edmonds T/4- Fuller Jr. D/11- Wyatt I/21- Carter P/22- Tucker C/ | 2 | 04:25 | 2 | 03:07 | 01:18 | 4-1 | 3 | 1 | 1 | 0 | 1 | 1.6393 |
| 2- Linguard, Jr. C/3- Edmonds T/4- Fuller Jr. D/11- Wyatt I/22- Tucker C/ | 2 | 03:07 | 2 | 00:09 | 02:58 | 7-10 | -3 | 2 | 0 | 1 | 0 | 1.5487 |
| 2- Linguard, Jr. C/4- Fuller Jr. D/11- Wyatt I/21- Carter P/22- Tucker C/ | 2 | 00:09 | OT1 | 05:00 | 00:09 | 0-3 | -3 | 0 | 0 | 0 | 0 | 0.0000 |
| 2- Linguard, Jr. C/3- Edmonds T/4- Fuller Jr. D/11- Wyatt I/22- Tucker C/ | OT1 | 05:00 | OT1 | 00:35 | 04:24 | 13-3 | 10 | 6 | 0 | 1 | 3 | 1.8056 |
| 2- Linguard, Jr. C/3- Edmonds T/4- Fuller Jr. D/5- Holiman A/11- Wyatt I/ | OT1 | 00:35 | OT1 | 00:00 | 00:35 | 0-0 | 0 | 1 | 0 | 1 | 0 | 0.0000 |



Western Illinois at UTSA

11/06/23 Convocation Center, San Antonio
2023-24 Men's Basketball

Game Time: 7:00 PM
Game Duration: 2:33
Attendance: 1,567

Officials: Shaen Land, Raymond Tate, Trent Davis

Western Illinois

| Lineup | Time | Score | Score Diff | Pts/Min | Reb | Stl | Tov | Ass | PPP |
|--|-------|-------|------------|---------|-----|-----|-----|-----|--------|
| 1- Bennett Q/ 4- West J/ 5- Dent Jr. J/ 22- Petrakis J/ 23- Cisse D/ | 05:31 | 8-12 | -4 | 1.4502 | 8 | 0 | 3 | 2 | 0.8889 |
| 0- Davis S/ 2- Myers R/ 4- West J/ 5- Dent Jr. J/ 23- Cisse D/ | 05:30 | 12-12 | 0 | 2.1812 | 6 | 1 | 0 | 1 | 1.4423 |
| 0- Davis S/ 4- West J/ 5- Dent Jr. J/ 22- Petrakis J/ 24- Knox T/ | 04:54 | 5-7 | -2 | 1.0204 | 9 | 0 | 2 | 2 | 0.5061 |
| 1- Bennett Q/ 4- West J/ 5- Dent Jr. J/ 22- Petrakis J/ 24- Knox T/ | 04:51 | 1-4 | -3 | 0.2062 | 7 | 0 | 0 | 0 | 0.1366 |
| 0- Davis S/ 2- Myers R/ 5- Dent Jr. J/ 22- Petrakis J/ 24- Knox T/ | 03:55 | 4-6 | -2 | 1.0213 | 3 | 0 | 3 | 0 | 0.6211 |
| 0- Davis S/ 1- Bennett Q/ 4- West J/ 23- Cisse D/ 24- Knox T/ | 03:35 | 11-7 | 4 | 3.0698 | 4 | 0 | 0 | 1 | 2.2000 |
| 0- Davis S/ 5- Dent Jr. J/ 13- Lamar B/ 20- Payne R/ 22- Petrakis J/ | 02:58 | 7-9 | -2 | 2.3596 | 2 | 0 | 1 | 2 | 1.4706 |
| 0- Davis S/ 1- Bennett Q/ 4- West J/ 22- Petrakis J/ 24- Knox T/ | 02:50 | 2-4 | -2 | 0.7059 | 5 | 1 | 1 | 0 | 0.4505 |
| 0- Davis S/ 2- Myers R/ 4- West J/ 5- Dent Jr. J/ 22- Petrakis J/ | 01:53 | 3-6 | -3 | 1.5803 | 0 | 0 | 0 | 0 | 0.7500 |
| 0- Davis S/ 2- Myers R/ 4- West J/ 22- Petrakis J/ 24- Knox T/ | 01:50 | 4-4 | 0 | 2.1818 | 2 | 0 | 1 | 0 | 1.0309 |
| 0- Davis S/ 5- Dent Jr. J/ 13- Lamar B/ 22- Petrakis J/ 24- Knox T/ | 01:27 | 5-2 | 3 | 3.4443 | 4 | 0 | 0 | 0 | 1.1905 |
| 0- Davis S/ 1- Bennett Q/ 4- West J/ 5- Dent Jr. J/ 23- Cisse D/ | 01:24 | 3-0 | 3 | 2.1429 | 1 | 0 | 0 | 0 | 0.9036 |
| 0- Davis S/ 1- Bennett Q/ 5- Dent Jr. J/ 23- Cisse D/ 24- Knox T/ | 01:10 | 0-2 | -2 | 0.0000 | 2 | 0 | 0 | 0 | 0.0000 |
| 2- Myers R/ 4- West J/ 5- Dent Jr. J/ 22- Petrakis J/ 23- Cisse D/ | 00:53 | 0-2 | -2 | 0.0000 | 1 | 0 | 0 | 0 | 0.0000 |
| 0- Davis S/ 2- Myers R/ 5- Dent Jr. J/ 13- Lamar B/ 22- Petrakis J/ | 00:43 | 0-0 | 0 | 0.0000 | 1 | 0 | 0 | 0 | 0.0000 |
| 2- Myers R/ 5- Dent Jr. J/ 22- Petrakis J/ 23- Cisse D/ 24- Knox T/ | 00:34 | 3-0 | 3 | 5.2941 | 0 | 0 | 0 | 1 | 3.0000 |
| 0- Davis S/ 4- West J/ 5- Dent Jr. J/ 22- Petrakis J/ 23- Cisse D/ | 00:24 | 0-0 | 0 | 0.0000 | 0 | 0 | 0 | 0 | 0.0000 |
| 0- Davis S/ 5- Dent Jr. J/ 11- Anderson D/ 22- Petrakis J/ 24- Knox T/ | 00:23 | 0-0 | 0 | 0.0000 | 1 | 0 | 0 | 0 | 0.0000 |
| 0- Davis S/ 2- Myers R/ 5- Dent Jr. J/ 22- Petrakis J/ 23- Cisse D/ | 00:07 | 0-1 | -1 | 0.0000 | 0 | 0 | 1 | 0 | 0.0000 |
| 0- Davis S/ 4- West J/ 5- Dent Jr. J/ 11- Anderson D/ 22- Petrakis J/ | 00:06 | 0-0 | 0 | 0.0000 | 0 | 0 | 0 | 0 | 0.0000 |
| 4- West J/ 5- Dent Jr. J/ 11- Anderson D/ 22- Petrakis J/ 24- Knox T/ | 00:00 | 0-0 | 0 | NaN | 0 | 0 | 0 | 0 | 0.0000 |



Western Illinois at UTSA

11/06/23 Convocation Center, San Antonio
2023-24 Men's Basketball

Game Time: 7:00 PM
Game Duration: 2:33
Attendance: 1,567

Officials: Shaen Land, Raymond Tate, Trent Davis

UTSA

| Lineup | Time | Score | Score Diff | Pts/Min | Reb | Stl | Tov | Ass | PPP |
|--|-------|-------|------------|---------|-----|-----|-----|-----|--------|
| 2- Linguard, Jr. C/ 3- Edmonds T/ 4- Fuller Jr. D/ 11- Wyatt I/ 22- Tucker C/ | 10:38 | 25-15 | 10 | 2.3482 | 13 | 1 | 2 | 4 | 1.4205 |
| 2- Linguard, Jr. C/ 3- Edmonds T/ 4- Fuller Jr. D/ 5- Holiman A/ 22- Tucker C/ | 08:22 | 12-10 | 2 | 1.4343 | 6 | 0 | 0 | 2 | 0.9404 |
| 2- Linguard, Jr. C/ 4- Fuller Jr. D/ 11- Wyatt I/ 21- Carter P/ 22- Tucker C/ | 03:44 | 7-14 | -7 | 1.8750 | 0 | 0 | 0 | 0 | 1.6204 |
| 3- Edmonds T/ 4- Fuller Jr. D/ 11- Wyatt I/ 21- Carter P/ 22- Tucker C/ | 02:45 | 6-6 | 0 | 2.1805 | 4 | 1 | 0 | 1 | 0.8876 |
| 2- Linguard, Jr. C/ 3- Edmonds T/ 11- Wyatt I/ 21- Carter P/ 22- Tucker C/ | 02:39 | 6-0 | 6 | 2.2642 | 4 | 0 | 1 | 1 | 1.3514 |
| 2- Linguard, Jr. C/ 11- Wyatt I/ 14- Diouf M/ 21- Carter P/ 22- Tucker C/ | 02:22 | 4-4 | 0 | 1.6901 | 1 | 1 | 0 | 2 | 1.0000 |
| 0- Mahmoud N/ 3- Edmonds T/ 10- Cuthrell C/ 21- Carter P/ 22- Tucker C/ | 02:13 | 7-6 | 1 | 3.1579 | 1 | 0 | 0 | 2 | 2.3333 |
| 5- Holiman A/ 10- Cuthrell C/ 11- Wyatt I/ 14- Diouf M/ 21- Carter P/ | 02:12 | 3-2 | 1 | 1.3636 | 3 | 0 | 0 | 1 | 0.7500 |
| 3- Edmonds T/ 4- Fuller Jr. D/ 5- Holiman A/ 11- Wyatt I/ 21- Carter P/ | 01:48 | 0-4 | -4 | 0.0000 | 1 | 1 | 0 | 0 | 0.0000 |
| 3- Edmonds T/ 5- Holiman A/ 10- Cuthrell C/ 11- Wyatt I/ 21- Carter P/ | 01:42 | 1-2 | -1 | 0.5882 | 1 | 1 | 1 | 0 | 0.3472 |
| 0- Mahmoud N/ 3- Edmonds T/ 4- Fuller Jr. D/ 5- Holiman A/ 10- Cuthrell C/ | 01:24 | 0-3 | -3 | 0.0000 | 3 | 0 | 1 | 0 | 0.0000 |
| 2- Linguard, Jr. C/ 3- Edmonds T/ 5- Holiman A/ 11- Wyatt I/ 21- Carter P/ | 01:16 | 0-1 | -1 | 0.0000 | 3 | 0 | 0 | 0 | 0.0000 |
| 0- Mahmoud N/ 3- Edmonds T/ 5- Holiman A/ 10- Cuthrell C/ 21- Carter P/ | 00:49 | 0-0 | 0 | 0.0000 | 1 | 0 | 0 | 0 | 0.0000 |
| 3- Edmonds T/ 10- Cuthrell C/ 11- Wyatt I/ 21- Carter P/ 22- Tucker C/ | 00:43 | 2-0 | 2 | 2.7907 | 3 | 0 | 0 | 0 | 1.0638 |
| 2- Linguard, Jr. C/ 3- Edmonds T/ 4- Fuller Jr. D/ 5- Holiman A/ 11- Wyatt I/ | 00:35 | 0-0 | 0 | 0.0000 | 1 | 0 | 1 | 0 | 0.0000 |
| 3- Edmonds T/ 4- Fuller Jr. D/ 10- Cuthrell C/ 11- Wyatt I/ 21- Carter P/ | 00:29 | 0-0 | 0 | 0.0000 | 1 | 0 | 0 | 0 | 0.0000 |
| 2- Linguard, Jr. C/ 5- Holiman A/ 11- Wyatt I/ 14- Diouf M/ 22- Tucker C/ | 00:24 | 0-0 | 0 | 0.0000 | 1 | 0 | 1 | 0 | 0.0000 |
| 0- Mahmoud N/ 5- Holiman A/ 10- Cuthrell C/ 14- Diouf M/ 21- Carter P/ | 00:21 | 2-0 | 2 | 5.7143 | 0 | 0 | 0 | 0 | 2.0000 |
| 3- Edmonds T/ 5- Holiman A/ 10- Cuthrell C/ 21- Carter P/ 22- Tucker C/ | 00:17 | 3-0 | 3 | 10.5882 | 0 | 1 | 0 | 0 | 1.5957 |
| 10- Cuthrell C/ 11- Wyatt I/ 14- Diouf M/ 21- Carter P/ 22- Tucker C/ | 00:15 | 0-1 | -1 | 0.0000 | 0 | 0 | 0 | 0 | 0.0000 |