



UTSA ROADRUNNERS BASKETBALL

ATHLETICS COMMUNICATIONS CONTACT: Michael Stambaugh (michael.stambaugh@utsa.edu; C: 785-979-5721)

OCTOBER (2-0 IN EXHIBITIONS)

24	TRINITY (EXH.) [ESPN+]	W, 100-70
30	MCMURRY (EXH.) [ESPN+]	W, 125-84

NOVEMBER (1-0)

6	WESTERN ILLINOIS [ESPN+]	W, 78-68 (OT)
10	at Minnesota [Peacock]	6:30 p.m.
14	at Lamar [ESPN+]	7 p.m.
17	at Texas State [ESPN+]	7:15 p.m.
20	at Houston Christian [ESPN+]	7 p.m.
24	JACKSONVILLE STATE [ESPN+] [^]	3 p.m.
25	UIW [ESPN+] [^]	3 p.m.
30	LAMAR [ESPN+]	8 p.m.

DECEMBER (0-0)

10	ARKANSAS-FORT SMITH [ESPN+]	12 p.m.
13	at Little Rock [ESPN+]	6:30 p.m.
17	at Oregon State [Pac-12 Networks]	2 p.m.
21	ARMY WEST POINT [ESPN+]	7 p.m.
28	PRAIRIE VIEW A&M [ESPN+]	7 p.m.

JANUARY (0-0)

2	UAB* [ESPNU]	7 p.m.
6	at Rice* [ESPN+]	2 p.m.
10	at Memphis* [ESPN+]	7 p.m.
13	CHARLOTTE* [ESPNU]	2 p.m.
17	at Tulsa* [ESPN+]	7 p.m.
21	FLORIDA ATLANTIC* [ESPN+]	2 p.m.
24	TULANE* [ESPN+]	7 p.m.
27	at South Florida* [ESPN+]	3 p.m.

FEBRUARY (0-0)

3	RICE* [ESPN+]	2 p.m.
7	at Wichita State* [ESPN+]	6:30 p.m.
10	EAST CAROLINA* [ESPNU]	2 p.m.
15	at Charlotte* [ESPN+]	6 p.m.
18	at Temple* [ESPN+]	1 p.m.
21	SOUTH FLORIDA* [ESPNU]	7 p.m.
24	at North Texas* [ESPN+]	3 p.m.
28	TULSA* [ESPNU]	7 p.m.

MARCH (0-0)

2	at SMU* [ESPN+]	2 p.m.
10	TEMPLE* [ESPNU]	2 P.M.
13-17	American Athletic Conference Championships Fort Worth, Texas (Dickies Arena)	TBA

HOME GAME AT THE CONVOCATION CENTER

[^] - Roadrunner/Cardinal Classic (San Antonio, Texas)

* - AAC Game

All times CENTRAL

Dates and times subject to change

THE UTSA BASKETBALL SHOW

SELECTED DATES

Hosted by Andy Everett, **The UTSA Basketball Show Show** airs on select days during the American Athletic Conference season. Fans can join the show live at the **Chicken N Pickle**, on the east side of I-10 off UTSA Blvd (5215 UTSA Boulevard, 78249) via a live stream on the UTSA Athletics Facebook page, or tune in to The Sports Radio AM 760 The Ticket and Ticket760.com and everywhere fans want to listen via the free all-in-one iHeartRadio app.

Jan 8	Jan 23	Feb 5	Feb 20	March 6
Jan 15	Jan 29	Feb 12	Feb 26	March 18



UTSA ROADRUNNERS

(1-0, 0-0 AAC) [2-0 exhibition]

at



MINNESOTA GOPHERS

(1-0, 0-0 B10) [1-0 exhibition]

6:30 p.m. • November 10, 2023

Williams Arena • Minneapolis, Minn.

HEADLINES AND STORYLINES

- UTSA is in the program's 43rd season with the second game up on Friday night in Minneapolis, set for a 6:30 p.m. tipoff on UTSA radio and Peacock.
- UTSA returns just two players from the 2022-23 roster, junior guard Christian Tucker and sophomore forward Massal Diouf, who averaged a combined 8.8 points and 3.3 rebounds through the two exhibition games.
- Tucker has been a strong 2023 guard for UTSA, following up a 16-point second exhibition performance with a team-high and career-best 18 points and 8 assists against Western Ill., with 12-of-15 free throws helping seal the win.
- The 2022-23 Roadrunners saw 12 players depart in the offseason. That group accounted for 88 percent of UTSA's minutes, 91.6 percent of points, 89.5 percent of rebounds, 87.4 percent of assists and 87.6 percent of steals.
- The 2023-24 Roadrunners roster features 12 first-year players: forward Blessing Adesipe, guard PJ Carter, forward Chandler Cuthrell, forward/center Trey Edmonds, guard/forward Dre Fuller Jr., point Adante' Holiman, guard Nazar Mahmoud, forward Josh Reid, guard Juan Reyna, guard Justin Thomas and guard Isaiah Wyatt - Former guard Jordan Ivy-Curry returns after a year at Pacific.
- In addition, seven-foot Kansas State transfer center Carlton Linguard Jr. is turning heads after missing last season while fulfilling his year in residence for returning home to San Antonio - logging a career-first double-double of 12 points/10 rebounds vs. WIU.
- Former UCF guard Dre Fuller Jr. has shown immediate impact, two years removed from 5.7 points, 3.4 rebounds, 1.5 assists in 67 games with the Knights. At 6-6, he collected 10 points and 7 boards vs. WIU.

SETTING THE SCENE

Live video Peacock
Rich Lerner (play-by-play)
John Giannini (analyst)

Radio Sports Radio AM 760 The Ticket
Jay Howard (play-by-play)
Pregame show starts 30 minutes before tipoff

Series vs. Minnesota: UM leads 1-0
Last Meeting: Dec. 14, 1992, Minneapolis
UM W, 93-75

UTSA HEAD COACH

STEVE HENSON

(Kansas State, 1990)

Career Record: 100-123 (8th year)

UTSA Record: same

Record vs. Minnesota: 0-0

MINNESOTA HEAD COACH

BEN JOHNSON

(Minnesota, 2005)

Career Record: 23-39 (3rd year)

Minnesota Record: Same

Record vs. UTSA: 0-0

WE ARE UTSA

When referencing University of Texas at San Antonio Athletics, PLEASE USE THE ACRONYM **UTSA** AND THE NICKNAME **ROADRUNNERS**. Please refrain from using UT-San Antonio, Texas-San Antonio, UT-SA, or any other variation. UTSA's current branding standards use the Roadrunner head as its primary logo. Please refrain from using "stacked" UTSA logo.



@UTSAMBB

UTSA ROADRUNNERS AT A GLANCE

Potential Starters	Pos.	Ht.	Wt.	Cl.-Exp.	Hometown	G-GS	PTS	RB	Preseason Notes
2 Carlton Linguard Jr.	C	7-0	225	r-Sr.-TR	San Antonio, Texas	1-1	12	10	K-State Transfer: 32 GP
3 Trey Edmonds	F/C	6-10	255	Jr.-TR	Aurora, Colo.	1-1	15	8	Utah Tech Transfer: 53 GP
4 Dre Fuller Jr.	G	6-6	220	GR-TR	Fayetteville, N.C.	1-1	10	7	5.7 ppg, 3.4 rpg, 67G: @UCF
5 Adante' Holiman	PG	6-0	175	So.-TR	McAlester, Okla	1-1	8	2	7.5 ppg, 3 app: @UTRGV
22 Christian Tucker	G	6-3	178	Jr.-2L	Chandler, Ariz.	1-1	18	3	Career 56G, 4.1 ppg, 1.3 apg

Key Reserves	Pos.	Ht.	Wt.	Cl.-Exp.	Hometown	G-GS	PTS	RB	Preseason Notes
11 Isaiah Wyatt	G/F	6-4	220	r-Jr.-TR	Toledo, Ohio	1-0	10	6	Chadron St. Trfr: 15.2 ppg
10 Chandler Cuthrell	F	6-8	220	Jr.-TR	Baltimore, Md.	1-0	0	7	7.2 ppg, 3.0 rpg @Odessa
21 PJ Carter	G	6-5	175	Jr.-TR	Atlanta, Ga.	1-0	5	2	16.3 ppg, 2.6 rpg: @GHC
0 Nazar Mahmoud	G	6-5	180	Fr.-HS	Leander, Texas	1-0	0	1	3★ HS recruit, 20.6 ppg
14 Massal Diouf	F	6-9	240	So.-1L	Gouda, Netherlands	1-0	0	1	Ret. Starter: 27G/21 GS
12 Josh Reid	F	6-7	220	Jr.-TR	Havelock, N.C.	0-0	-	-	JUCO Transfer




2023-24 UTSA MEN'S BASKETBALL ROSTER



0

NAZAR MAHMOUD
G • 6-5 • 180 • FR.
LEANDER, TEXAS



1

JORDAN IVY-CURRY
G • 6-3 • 175 • JR.
LA MARQUE, TEXAS




2

CARLTON LINGUARD JR.
C • 7-0 • 225 • R-SR.
SAN ANTONIO, TEXAS



3

TREY EDMONDS
F/C • 6-10 • 255 • JR.
AURORA, COLO.



4

DRE FULLER JR.
G • 6-6 • 220 • GR
FAYETTEVILLE, N.C.



5

ADANTE HOLIMAN
PG • 6-0 • 175 • SO.
McALESTER, OKLA.



10

CHANDLER CUTHRELL
F • 6-8 • 220 • JR.
BALTIMORE, MD.



11

ISAIAH WYATT
F • 6-4 • 220 • R-JR.
TOLEDO, OHIO



12

JOSH REID
F • 6-7 • 220 • JR.
HAVELOCK, N.C.




14

MASSAL DIOUF
F • 6-9 • 240 • SO.
GOUDA, NETHERLANDS



20

JUAN REYNA
PG • 6-3 • 185 • JR.
SAN ANTONIO, TEXAS



21

PJ CARTER
G • 6-5 • 175 • JR.
ATLANTA, GA.



22

CHRISTIAN TUCKER
G • 6-3 • 178 • JR.
CHANDLER, ARIZ.



23

BLESSING ADESIPE
G/F • 6-6 • 210 • JR.
HOUSTON, TEXAS




25

JUSTIN THOMAS
G • 6-7 • 180 • JR.
BATON ROUGE, LA.



STEVE HENSON
HEAD COACH
EIGHTH SEASON




MIKE PECK
ASSOCIATE HEAD COACH
EIGHTH SEASON




ADAM HOOD
ASSISTANT COACH
EIGHTH SEASON



KURTIS DARDEN
ASSISTANT COACH
FIRST SEASON



CHRIS ARTIS
DIRECTOR OF OPERATIONS
FIRST SEASON




J.R. HARRIS
VIDEO COORDINATOR
FIRST SEASON



J.P. LEWIS
GRADUATE ASSISTANT
FIRST SEASON



DAVID STROTHER
GRADUATE ASSISTANT
FIRST SEASON



RHODIE MOSS
INTERIM ATHLETIC TRAINER
SECOND SEASON



JOSHUA WASHINGTON
SPORTS PERFORMANCE COACH
FIRST SEASON





**AMERICAN ATHLETIC CONFERENCE
STANDINGS (NOV. 9)**

predicted finish/votes in ()

Rk.	Institution	AAC	Overall
1.	SMU (7)	0-0	3-0
2.	Tulane (3)	0-0	2-0
	Wichita State (8)	0-0	2-0
4.	Charlotte (13)	0-0	1-0
	East Carolina (5)	0-0	1-0
	Florida Atlantic (1/11)	0-0	1-0
	Memphis (2/3)	0-0	1-0
	North Texas (6)	0-0	1-0
	Rice (11)	0-0	1-0
	South Florida (9)	0-0	1-0
	Temple (12)	0-0	1-0
	Tulsa (10)	0-0	1-0
	UTSA (14)	0-0	1-0
14.	UAB (4)	0-0	0-1



UTSA QUICK FACTS

GENERAL INFORMATION

Name of Institution: The University of Texas at San Antonio
Location: San Antonio, Texas
Founded: 1969
Enrollment: 34,864
Nickname: Roadrunners
School Colors: Navy Blue (PMS 289), Orange (PMS 1665) & White
Arena (Capacity): Convocation Center (2,650)
Year Opened: 1975
Conference: American Athletic Conference
President: Dr. Taylor Eighmy (Tufts, 1980)
Director of Athletics: Dr. Lisa Campos (Colorado State)
Athletic Department Phone: 210.458.4444
Ticket Office Phone: 210.458.UTSA (8872)

TEAM INFORMATION

2022-23 Overall Record: 10-22
Home: 8-10
Away: 2-11
Neutral: 0-1
Conference Record/Finish: 4-16/11th
Lettermen Returning/Lost: 3/12
Starters Returning/Lost: 1/4
Newcomers: 12

HISTORY

First Year of Basketball: 1981-82
All-Time Record: 612-633 (.492)
All-Time Conference Record (pct.): 325-318 (.505)
Conference Regular Season Championships: 3
 1990-91 (Trans America Athletic Conference)
 1991-92 (Southland Conference) • 2003-04 (Southland)
Conference Tournament Championships: 4
 1988 (Trans America Athletic Conference) • 1999 (Southland Conference) • 2004 (Southland) • 2011 (Southland)
NCAA Tournament Appearances/Record: 4/1-4 (.200)
 1988 • 1999 • 2004 • 2011
Last NCAA Postseason Opponent/Result: 2011
 Lost to No. 1 seed Ohio State, 75-46 (March 18, 2011)

2023-24 UTSA ROADRUNNERS

No.	Name	Pos.	Ht.	Wt.	Yr.-Exp.	Hometown/Previous School
0	Nazar Mahmoud	G	6-5	180	Fr.-HS	Leander, Texas/Spring Creek Academy
1	Jordan Ivy-Curry	G	6-3	175	Jr.-2L	La Marque, Texas/La Marque HS/Pacific
2	Carlton Linguard Jr.	C	7-0	225	r-Sr.-TR	San Antonio, Texas/Stevens HS/Temple CC/Kansas State
3	Trey Edmonds	F/C	6-10	255	Jr.-TR	Aurora, Colo./George Washington HS/Utah Tech
4	Dre Fuller Jr.	G	6-6	220	GR-TR	Fayetteville, N.C./Admiral Farragut Academy/UCF
5	Adante' Holiman	PG	6-0	175	So.-TR	McAlester, Okla./McAlester HS/UT Rio Grande Valley
10	Chandler Cuthrell	F	6-8	220	Jr.-TR	Baltimore, Md./Baltimore City College/Odessa College
11	Isaiah Wyatt	G/F	6-4	220	r-Jr.-TR	Toledo, Ohio/N. Crowley HS/SW Christian CC/Chadron St.
12	Josh Reid (WO)	F	6-7	220	Jr.-Tr	Havelock, N.C./Village Christian Acad./Gulf Coast Clg.
14	Massal Diouf	F	6-9	240	So.-1L	Gouda, Netherlands/Western Canada Prep Academy
20	Juan Reyna (WO)	PG	6-3	185	Jr.-TR	San Antonio, Texas/Duncanville HS/Alabama State/Campbell
21	PJ Carter	G	6-5	175	Jr.-TR	Atlanta, Ga./Langston Hughes HS/Campbell/Georgia Highlands
22	Christian Tucker	G	6-3	178	Jr.-2L	Chandler, Ariz./Gilbert Perry HS
23	Blessing Adesipe	G/F	6-6	210	Jr.-TR	Houston, Texas/Alief Taylor HS/Miles [MT]
25	Justin Thomas	G	6-7	180	Jr.-TR	Baton Rouge, La./Village Christian Acad. (NC)/Queens (NC)/Milwaukee

Head Coach: Steve Henson (Eighth season • Kansas State, 1990)
Associate Head Coach: Mike Peck (Eighth season • Northwood, 1993)
Assistant Coach: Adam Hood (Eighth season • Air Force, 2008)
Assistant Coach: Kurtis Darden (First season • Pfeiffer, 2003)
Director of Operations: Chris Artis (First season • Valparaiso, 1998)
Video Coordinator: J.R. Harris (First season • UTSA, 2017)
Graduate Assistant: J.P. Lewis (First Season • Georgia Southern, 2023)
Graduate Assistant: David Strother (First Season • UNC Pembroke, 2022)
Assistant Athletic Trainer: Jiana Hook (Third season • San Diego State, 2016)
Interim Athletic Trainer: Rhodie Moss (Second Season • Texas State/BYU, 2005/2007)

PRONUNCIATION GUIDE

23	Blessing Adesipe (uh-DAY-SHIP-ay)
10	Chandler Cuthrell (Cue-TRULL)
5	Adante' (uh-DAWN-tay)
	Holiman (HAUL - uh - mun)
14	Massal (muh-SAUL) Diouf (Joof)
0	Nazar (Nuh-ZAHR) Mahmoud (MAHK-mood)
20	Juan Reyna (RAY-nuh)

SETTING THE STAGE

• The Roadrunners opened their 43rd season on Monday with a big overtime victory over Western Illinois, running away with the game in the extra period. But now, UTSA men's basketball (1-0) takes on a new test with a Big Ten opponent on the road in the chilly north, kicking off a four-game road swing at Minnesota (1-0) on Friday night for a 6:30 p.m. tipoff at Williams Arena

NEW SEASON, NEW LOOK ROADRUNNERS

• Entering the eighth year under head coach Steve Henson, UTSA's roster features a completely new look this season, as the Roadrunners bring 12 new players to the floor, complementing two returners from last season – junior guard Christian Tucker and sophomore forward Massal Diouf – and another player returning to San Antonio after a season at Pacific – junior guard Jordan Ivy-Curry. Diouf heads into the season as UTSA's lone returning starter from a year ago, taking the floor in 27 games/21 starts last year. Tucker saw 30 games/6 starts and Ivy-Curry started 19-of-21 appearances in 2021-22 with a team second-best 13.9 ppg.

• Having lost significant production from last season's squad, the Roadrunners will look to throw the newcomers right into the action. The most prominent of the group was expected to join UTSA last season, but 7-foot center Carlton Linguard Jr. required a year in residence following his transfer from Kansas State. The Roadrunners are seeing early contributions from 6-6 guard Dre Fuller Jr., who averaged 5.7 points, 3.4 rebounds and 1.5 assists per outing through 67 games at UCF. In addition, UTRGV sophomore transfer point guard Adante' Holiman averaged 7.5 points and 3.0 assists on 44.7 percent shooting for the Vaqueros down in Edinburg, and a was a four-star prospect coming out of high school as the No. 1 player in Oklahoma. Providing a twin-towers presence inside complementing Linguard, Utah Tech transfer Trey Edmonds' physical game will be a handful for opponents, while Odessa College transfer Chandler Cuthrell has already proven ability scoring and on the glass. UTSA has also added DI transfers Justin Thomas (Milwaukee) and Juan Reyna (Campbell), DII transfer Isaiah Wyatt (Chadron State) and junior college transfers Blessing Adesipe, (Miles), PJ Carter (Georgia Highlands), Josh Reid (Gulf Coast College) – along with freshman guard Nazar Mahmoud out of Plano's Spring Creek Academy.

• The revamped UTSA roster hails from nine different states, one from the Netherlands. Featuring 10 juniors, one senior and one grad student. The Roadrunners have also gained some height on the roster, moving the team average to 6' 6.77".

SERIES WITH MINNESOTA

• The Roadrunners and Gophers have only met one time in the series history, on December 14, 1992 with Minnesota coming away with a 93-75 victory in Minneapolis. These coaches have never faced each other.

UTSA VERSUS THE BIG TEN

• The Roadrunners are 1-7 all-time against Big Ten teams Illinois, Minnesota, Iowa, Ohio State and Nebraska. UTSA has been pitted against Big Ten foes in two NCAA opening rounds, including the program's first-ever NCAA appearance, falling to third-seeded Illinois, 81-72 at Riverfront Coliseum in Cincinnati to close out a 22-9 season. In UTSA's last NCAA postseason, the Roadrunners dropped a 75-46 tilt to No. 1 seed Ohio State at Cleveland's Rocket Mortgage Fieldhouse. UTSA has played Iowa three times, topping the Hawkeyes last time around, 62-50, on Nov. 15, 2009.

UTSA History vs. the Big Ten

3/18/88	Illinois	nL, 72-81
12/14/92	Minnesota	aL, 75-93
11/25/95	Illinois	aL, 80-83
3/18/11	Ohio State	nL, 46-75
11/26/05	Iowa	aL, 46-79
11/17/08	Iowa	aL, 67-73
11/15/09	Iowa	aW, 62-50
12/20/17	Nebraska	aL, 94-104



GAME 2 AT MINNESOTA // NOVEMBER 10

LAST TIME OUT

UTSA 78, WIU 68 (OT) // NOVEMBER 6 // SAN ANTONIO, TEXAS // CONVOCATION CENTER

Score by Periods	1st	2nd	OT	GAME LEADERS	UTSA	WESTERN ILLINOIS
Western Illinois	28	37	3	Points	Tucker - 18	Dent - 20
UTSA	28	37	13	Rebounds	Lingard - 10	West - 13
				Assists	Tucker - 8	Petrakis, Dent, Davis - 2

SAN ANTONIO – Paced by a career-high 18 points from junior guard Christian Tucker, the UTSA men's basketball team (1-0) came away from Monday night's 2023-24 season opener with a gritty team effort against Western Illinois (0-1), dominating overtime to secure eighth-year head coach Steve Henson's 100th career victory.

The Leathernecks put the first points on the 2023-24 scoreboard for tonight's game via a Jesiah West dunk. However, the Roadrunners were quick to answer and claim their first lead on an Isaiah Wyatt three-pointer. The momentum swung back to WIU twice more in the early going, but center Carlton Lingard Jr. began making his offensive presence known in keeping UTSA on top. While the Roadrunners maintained the lead for over 36 minutes of the first half, a 23.7-percent UTSA shooting percentage allowed the Leathernecks to hang around, sending the game to halftime in the period's fifth tie at 28-28.

Coming out of the break, every time the Roadrunners built a two-possession game, WIU put on the offensive pressure to slash it in half. Near the midpoint of the second half, UTSA started to build a little steam, as Tucker put away a pair of free throws, added a jumper and then Lingard drained a three from the left arc with 7:45 remaining to give UTSA a seven-point advantage.

As Western Illinois battled back, Tucker knocked down 7-of-8 free throws in the final three minutes. However, Leathernecks' guard James Dent Jr.'s free throw with :09 on the clock proved most consequential. After replay awarded possession off Dent's second free throw miss, he pulled up from NBA range to tie the game in regulation and send the game to overtime at 65-65.

UTSA finally took full command of the game in the extra period, beginning with Trey Edmonds delivering the hoop and the harm three-point play in the first 17 seconds. Edmonds scored on the next possession and Tucker put away two more free throws as the Leathernecks began to foul. Although Dent dropped another three, Wyatt, Edmonds and Tucker combined for six unanswered points to deliver the 78-68 opening night victory. While outrebounding WIU 7-1 in overtime, the Roadrunners notched a 13-3 scoring margin to run away with the win in the extra period.

SCOUTING MINNESOTA

- Ben Williams leads the Gophers in his third year in Minneapolis and Minnesota is coming off a 9-22 finish a year ago, including a 2-17 Big Ten mark. Minnesota opened the season on Monday as well, defeating 2022 UTSA opponent Bethune-Cookman, 80-60, at home. The Gophers prepped for the year with a 97-73 victory over DIII foe Macalester College on Nov. 2.
- Against B-CU, three Gophers went for double-figures, led by returning All-Big Ten honorable mention forward Dawson Garcia – notching a double-double of 23 points and 14 rebounds, along with six assists. Although Garcia topped Minnesota in all three stats, sophomore guard Braeden Carrington also scored 13 and junior guard Elijah Hawkins added 10 points.
- The Gophers shot 52.2 percent from the floor and held B-CU to just 29.4 percent shooting. Bethune got the upper hand in both rebounds and turnovers allowed, holding 39-37 and 14-17 advantages, respectively.

CONSENSUS LOCAL HALL OF FAMER, AND NOW, ON THE AIR

- Beginning with the first 2023-24 exhibition against Trinity, Devin Brown has joined UTSA's ESPN+ team as an analyst on the streaming telecast of UTSA men's basketball games. This leans on his experience as a legendary player at UTSA, eight seasons in the NBA and as a coach/athletic director at Proskills San Antonio.
- As part of UTSA's Homecoming festivities, Brown was inducted as a member of the inaugural UTSA Athletics Hall of Fame class, adding to his honors as the first of just two players with their jersey ascended into the rafters of the Convocation Center and his induction earlier this year into the San Antonio Sports Hall of Fame. In uniform, Brown garnered honors as a three-time first-team all-conference selection and four-year starter for the Roadrunners from 1998-2002 – earning 1998 Southland Conference Freshman of the Year and second-team all-league accolades before being named to the first team for his final three seasons.
- He is a San Antonio native and West Campus High School product, helping lead UTSA to the 1999 Southland Tournament title and a berth in the NCAA Tournament – the second appearance in school history. The first Roadrunner to register a triple-double with a 33-point, 11-rebound, 11-assist performance against Louisiana-Monroe in 2001, he finished his career as the program's all-time scoring leader with 1,922 points, which has since been broken. He also registered a 7.2 career rebounds-per-game average and he ranks in the top five in school history in rebounds (751), free throws (478), steals (184) and scoring average (18.3). Brown began his professional career in the USBL and National Basketball Development League before making his NBA debut as the first Roadrunner to play for the San Antonio Spurs in 2002. He was a member of the franchise's 2005 NBA Championship team and also played for the Nuggets, Jazz, Hornets, Warriors, Bulls and Cavaliers. He scored 3,352 points in 465 career NBA games from 2002-10, highlighted by his 2006-07 season with the Pelicans in which he averaged 11.6 points and 4.3 rebounds, while shooting 42 percent from the floor.
- He was enshrined on May 13, 2023 in the San Antonio Sports Hall of Fame at the Henry B. Gonzalez Convention Center as the first UTSA student-athlete to achieve that honor.

HENSON EARNS HIS 100TH

- Monday's Nov. 6 season opener marked the 100th career win for eighth year head coach Steve Henson leading the Roadrunners.
- Henson earned his first win in his third game and first at home, defeating Prairie View A&M, 69-59, on Nov. 19, 2016 in San Antonio.
- His 50th win came on the 29th game of his third season, a 76-70 home win over UAB on March 3, 2019.

UTSA'S RECORD WHEN ...

SITUATION	LAST SEASON	HENSON
	2022-23	ERA
overall	10-22	100-123
at home	8-10	73-38
on the road	2-11	21-69
neutral site	0-1	6-17
overtime games	0-3	6-7
decided by 10 pts. or less	6-6	49-53
decided by 5 pts. or less	5-5	22-22
following a win	3-7	44-57
following a loss	6-15	53-63
in November	5-3	22-25
in December	1-5	20-21
in January	1-8	24-38
in February	2-5	22-24
in March	1-1	12-14
Sunday	1-1	8-6
Monday	3-1	8-7
Tuesday	1-1	5-7
Wednesday	0-2	10-12
Thursday	4-6	25-37
Friday	0-2	8-11
Saturday	1-9	36-43
leads at half	8-4	77-26
trails at half	2-18	16-92
tied at half	0-0	6-4
scores less than 60	0-7	0-21
scores 60-69	3-7	17-46
scores 70-79	3-7	32-34
scores 80-89	2-1	21-11
scores 90+	2-0	25-2
opp. scores less than 60	3-0	22-4
opp. scores 60-69	2-3	34-17
opp. scores 70-79	4-9	32-42
opp. scores 80-89	0-5	7-35
opp. scores 90+	1-5	2-23
outrounds opponent	7-5	72-34
opponent outrounds	3-17	26-80
rebounds are equal	0-0	2-7
shooting 50%+ FG	2-0	29-2
shooting less than 50% FG	8-22	71-121
opp. shooting 50%+ FG	2-6	5-39
opp. shooting less than 50% FG	8-16	92-84
shooting 40%+ FG	9-10	76-50
opp. shooting 40%+ FG	4-19	46-105
shooting less than 40% FG	0-12	17-73
opp. shooting less than 40% FG	5-1	49-10
more FTA than opponent	5-15	44-32
fewer FTA than opponent	4-6	41-83
equal FTA	1-1	5-5
more TO than opponent	4-15	36-65
fewer TO than opponent	6-6	57-50
equal TO	0-1	6-8
games decided by 1-3 pts.	1-2	12-17
games decided by 4-6 pts.	6-3	24-15
games decided by 7-10 pts.	1-3	16-27
games decided by 11+ pts.	2-14	46-62



EXHIBITIONS OUTING SUMMARY

- UTSA racked up 225 points in the two exhibition games, defeating Trinity 100-70 and McMurry 125-84 – a combined 225-154 with all the starters averaging under 23 minutes.
- The McMurry total was the most points scored since 2017 and would have tied for the second-highest-scoring game in the program records, if not an exhibition.
 - UTSA shot .514 (90-175) from the floor, but .342 from three on a pop-happy 26-76, with the Roadrunners producing a 54.4 percent assist average (48-of-90).
 - The Roadrunners struggled at the free throw line, shooting just .515 (19-37).
 - Overall, UTSA forced the two opponents into 17.0 turnovers, with 13.0 steals per outing.
 - Led by Carlton Linguard Jr.'s four rejections, UTSA logged 34 blocks over the course of two nights.
 - The 69-rebound effort against McMurry would have been the school record in a regular-season contest – in total, UTSA out-rebounded exhibition foes, 129-65.
 - With plenty of contenders, as UTSA registered 14 double-figure scoring performances across the two games, Linguard registered the top scoring output. Setting the scoreboard ablaze in the opening exhibition with Trinity, Linguard put up 20 points on 8-of-12 shooting, hit four from the perimeter, grabbed nine rebounds and made three assists.
 - Center Carlton Linguard Jr. averaged 14.5 points and 10.5 rebounds in just 21 mpg of exhibition action, shooting .522 from the floor.
 - Against McMurry, Christian Tucker was on fire with 16 points on 7-of-9 shooting, grabbing four boards and doling out five assists – he averaged 11.5 points and a team-high 5.0 assists.
 - Chandler Cuthrell was steady in his pair of debuts, collecting a double-double in each contest and averaging 11.5 points, 11.0 rebounds and 4.0 assists – throwing down a trio of dunks.
 - Nazar Mahmoud averaged 13.0 points and 6.5 rebounds, while shooting .529 with a team-best five threes as the only first-year freshman on the floor for UTSA.
 - Dre Fuller Jr. provided an all-around exhibition effort for the Roadrunners, going 11-for-25 with 13.0 ppg, 9.0 rpg, 4.0 apg and 1.5 steals per game.
 - Trey Edmonds was a physical interior presence, putting up 13.0 ppg on .647 shooting and 7.5 rpg.
 - PJ Carter was solid beyond the arc with 50 percent shooting from three and a 10.0 ppg average.
 - Massal Diouf topped UTSA with .857 shooting, going 6-for-7 for 6.0 ppg.

AMERICAN MUSCLE

- UTSA's 43rd season on the basketball court is also the Roadrunners first year as a member of the American Athletic Conference, joining the league on Saturday, July 1, as one of six institutions welcomed to form the AAC's new lineup of 15 schools in The American's 10th year. The conference has 14 programs that compete in men's basketball: Charlotte, East Carolina, Florida Atlantic, Memphis, North Texas, Rice, SMU, South Florida, Temple, Tulane, Tulsa, UAB and Wichita State compete with UTSA in the new-look league.
- As a member of The American, UTSA will enjoy greater national media exposure, enhanced brand recognition, more Texas team matchups and expanded recruiting opportunities, furthering the university's ability to compete at the highest level.
- A league presence in four of the top 10, six of the top 25 and 12 of the top 52 Nielsen media markets allows The American to enjoy a lucrative and comprehensive media rights partnership with ESPN, giving the conference a significant presence on the Worldwide Leader's primary television networks (ABC, ESPN, ESPN2, ESPNU) and an all-sports presence on ESPN+, the industry's leading streaming service with more than 25.3 million subscribers.
- This marks the fifth conference that UTSA has been a full-fledged member of since first joining the Trans America Athletic Conference (now Atlantic Sun) in 1986 after five years as an NCAA Division I Independent. UTSA was a member of the Southland Conference from 1992 to 2012, and spent one year in the Western Athletic Conference before joining Conference USA in 2013.

UNDERESTIMATING THE ROADRUNNERS

- With UTSA coming off a 10-22 season and making the move to a stronger basketball conference, the preseason predicted order of finish in the AAC doesn't reflect UTSA's potential. During the AAC Media Days on Oct. 8-9, the announcement came that the Roadrunners were picked 14th.
- Returning a solid roster from last year's Final Four run, Florida Atlantic was picked as the preseason favorite with 11 of the league's head coach votes, while reigning AAC Tournament champion Memphis was chosen second with three first-place votes. Next on the list were Tulane, UAB, East Carolina, North Texas, SMU, Wichita State, South Florida, Tulsa, Rice, Temple, Charlotte and UTSA.

YOUNG TALENT

- Freshman guard Nazar Mahmoud is the only high school recruit in this year's class. Born in July 2005, Mahmoud is the 11th-youngest player to be on an NCAA roster this season and the youngest player set to take the court in the American Athletic Conference. Topping the list is Iowa State's JT Rock, who was born March 1, 2006 and still four months under 18 to open the season.

WHO'S NEW?

- Junior guard/forward Blessing Adesipe** hasn't seen the court for the Roadrunners just yet, but the expectations are high for the Texas-native JUCO product who got his start in Montana. Adesipe played two seasons at Miles College in Miles City, Montana, where he put up 1,132 points in just two prolific scoring seasons playing under coach Chase Tait. He started all 30 games for the Pioneers as a sophomore in 2022-23 en route to an NJCAA All-America Honorable Mention and NJCAA All-Star selection by the NJCAA Men's Basketball Coaches Association. At Miles in 2022-23, he averaged 21.6 ppg to lead the team, rank second in the Mon-Dak Athletic Conference and 14th in NJCAA Division I. He shot 41.8 percent from the floor and racked up double-figures in 28 games, topped by a 39-point performance against Dakota-Bottineau - 1-of-5 outings in excess of 30 points. Also averaged 9.9 rebounds per game with 16 double-digit rebounding performances, along with 2.3 assists and 1.3 steals per contest.
- Junior guard PJ Carter** was an effective shooter for the Roadrunners in the exhibitions, leading UTSA with 50-percent shooting from long range (4-8). He also delivered five assists. A former Georgia Region 5-6A Player of the Year and 6A All-State honoree from Atlanta, Carter played the 2022-23 season at Georgia Highlands College under coach Jonathan "JJ" Merritt. He earned first-team All-GCAA honors while helping the Chargers to a 23-10 season that went all the way to the GCAA Championship final. Carter led the team with 16.3 ppg despite coming off the bench in 29 of the 33 games he played. Logged double-figure scoring in 29 contests while shooting 46.6 percent from the floor, 43 percent from the perimeter and 79.5 percent from the free throw line. Before GHC, he played two years at Campbell.
- A well-rounded performer who has come off the bench in both exhibition games, **junior forward Chandler Cuthrell** earned a double-double in both outings and averaged 11.5 ppg and 11.0 rpg, while also contributing eight assists to the effort. Cuthrell played two seasons in the Texas Panhandle at Odessa College under coach Kris "Bucket" Baumann, helping the Wranglers to a 30-4 record in 2022-23, a Western Junior College Athletic Conference title and an appearance in the NJCAA DI National Quarterfinals - ranking third in the final NJCAA DI rankings. Cuthrell played 34 games last year with a 7.2 ppg, 3.0 rpg, shooting 48.8 percent from the floor and 40.8 percent from three.
- Making his physical presence felt in the post, **junior forward/center Trey Edmonds** averaged 13.0 points with 7.5 rpg in the exhibitions, including 11 boards on the offensive glass. Edmonds played two seasons at Utah Tech, the former Dixie State, in St. George, Utah, appearing in 33 games with one start last year. Limited to just over 8.3 mpg in two years with the Trailblazers, Edmonds averaged 2.5 ppg on 46.8 percent shooting, 2.3 rpg.
- The most diversified performer of exhibition season, **graduate student guard/forward Dre Fuller Jr.** shot .440 through the exhibitions to average 13.0 ppg, 9.0 rpg, 4.0 apg and 1.5 spg. One of the most experienced transfers to join the Roadrunners this season, Fuller played three seasons at UCF in Orlando, logging 67 games and 27 starts for the Knights. Fuller averaged 5.7 ppg on 42.2-percent shooting, with 3.4 rpg and 1.5 apg.
- Immediately taking charge in leading the UTSA offense, sophomore **point guard Adante Holiman** was a scorer and a distributor in the exhibitions, putting up 11.5 ppg with 2.5 apg. A former four-star high school recruit and the No. 1-rated player in Oklahoma, Holiman registered 2,392 prep points and ranked among the top 50 in Oklahoma history after wrapping a 32-ppg, 5.0 apg senior season. He comes to San Antonio after an outstanding rookie season at UT Rio Grande Valley, playing 24 games with 11 starts for the Vaqueros. As a freshman, Holiman averaged 7.5 ppg on 44.7-percent shooting, doling out 3.0 apg.
- One of the most anticipated players to take the court, seven-foot **redshirt senior center Carlton Linguard Jr.** has not disappointed. His debut saw the agile big man score 20 on 8-of-12 shooting, registering nine boards with three assists. Across the two preseason contests, Linguard averaged a team-high 14.5 ppg with 10.5 rpg, 2.0 apg and 2.0 blocks per outing. The homegrown Kansas State transfer had to sit last season for a year in residence, playing 32 games with two starts with the Wildcats. He averaged 1.8 ppg and 1.3 rpg while coming off injuries. Before KSU, he was the 12th best junior college prospect at Temple College on the I-35 corridor, where he put up 13.3 ppg on 51.4-percent shooting with 9.5 rpg and 3.6 rpg - logging 12 double-doubles with double-figure scoring in 25-of-30 and double-digit boards in 13.
- The lone freshman among the 12 newcomers, **guard Nazar Mahmoud** averaged 13.0 ppg, 6.5 rpg and 2.0 apg, knocking down a team-best 5-for-10 from three against Trinity and McMurry. Mahmoud rated as a three-star player and the No. 37 shooting guard coming out of Spring Creek Academy in Plano, Texas, helping the Spartans to a 26-4 record during his senior year. Mahmoud scored 20.6 ppg on 42-percent shooting, with nearly five (5) rpg and two (2) apg. Earned All-SWAIC honors as a senior and was named the District 25-5A Offensive MVP and TABC All-State as a junior at Leander's Rouse High.



WHO'S NEW? (cont'd)

- **Junior forward Josh Reid** saw limited time in the exhibitions, averaging 1.5 ppg and 0.5 rpg. Reid joined the Roadrunners after two seasons at Gulf Coast College in Panama City, Florida, playing 28 games with 20 starts for the Commodores last year. Reid shot 45 percent from the floor for 10.3 ppg, logging 6.4 rpg with 42 assists and 34 steals.
- Former Antonian Prep standout **junior guard Juan Reyna** is returning home after one season each at Campbell and Alabama State. At Campbell, Reyna averaged 5.3 ppg in 30 games with the Camels. Put up 8.7 ppg 26 games at Bama State. Graduated from Duncanville High after leaving San Antonio, where he helped lead DHS to back-to-back UIL 6A State Championships (2020, '21) and surpassed 2,000 career points. As a senior, Reyna averaged 20.8 ppg and 3.2 apg.
- **Junior guard Justin Thomas** helped Milwaukee to the best record in seven years, playing in 33 games with 7.3 ppg, 4.4 rpg and 3.0 apg. Thomas shot 43.2 percent (82-of-190) from the field overall, 42.9 percent (24-of-56) and led the team with 98 assists. Began his collegiate career at Division II Queens University of Charlotte.
- A former All-District 4-6A and All-Region player from Fort Worth's North Crowley High, redshirt **junior guard Isaiah Wyatt** registered 7.0 ppg and 5.0 rpg through the exhibitions. Wyatt arrived at UTSA after one season at NCAA Division II Chadron State in northwestern Nebraska. Wyatt earned All-RMAC honors after leading the Eagles with 15.2 ppg through 29 starts, scoring in double-figures in 25 outings after shooting 45.1 percent. Hit 46.9-percent beyond the arc and was second in the RMAC with 2.8 threes per contest. Also grabbed 5.3 rpg. Also played at Texas JUCOs, Southwestern Christian and McClennan.

RETURNING FROM THE 2022-23 ROSTER

- UTSA lost 12 players from last year's squad and returns only two contributors from 2022-23. The pair accounted for just 8.4 percent of the points, 10.5 percent of rebounds, 12.4 percent of assists and 12.6 percent of steals last season.
- **Junior guard Christian Tucker** is in the mix for a steady starting spot for the Roadrunners, playing in 30 games last season with six starts. In 2022-23, Tucker averaged 4.8 points, 1.4 assists and 1.5 rebounds per game. Through the two exhibitions, Tucker led UTSA with 16 points in the second contest vs. McMurry en route to a 11.5 ppg 3.0 rpg preseason - leading the team with 5.0 assists per contest. In total, Tucker has played 56 games with 12 starts for the Roadrunners, averaging 4.1 ppg and 1.3 apg. Tucker was a first-team All-Region and All-State honorable mention at Gilbert Perry High School in Chandler, Ariz., averaging 16 points, five assists and five rebounds while leading Gilbert Perry to a Regional Championship.
- A starter at forward last year in his rookie season, **sophomore Massal Diouf** appeared in 27 games and started 21 contests a year ago. Diouf shot 42.5 percent and averaged 2.0 ppg, 2.7 rpg in 10.9 mpg. In the exhibitions, Diouf led the team with an .856 shooting average, putting up 6.0 ppg with 3.5 rpg. Diouf prepped at Western Canada Prep Academy and played with the U-16 and U-18 Dutch National Team. He earned Canadian Junior Basketball Team first-team All-Star honors while leading Western Canada to a third-place finish.

BACK ON CAMPUS

- One year ago, former Roadrunner **guard Jordan Ivy-Curry** was suiting up for Pacific for the first time and went on to finish with 33 games and seven starts for the Tigers, logging 10.3 points and 2.6 rebounds per game while shooting 42.2 percent from the field. He was a career-best 86.4 percent at the free throw line, leading Pacific with a 70-for-81 charity stripe performance.
- Just 12 months later, Ivy-Curry is right back where he started the first two years of his career and looking for the opportunity to join the new-look Roadrunners. A 2020-21 Conference USA All-Freshman teamer, Ivy-Curry has played 47 games for the Roadrunners, logging 19 starts in 21 games as a sophomore for 13.9 ppg - the second-best individual UTSA mark. Ivy-Curry scored in double-figures 15 times, topping out at 27 points. He also added 2.3 rpg and 1.9 apg.

FINALLY CARLTON'S TIME

- UTSA's roster got considerably taller last season when **Carlton Linguard Jr.** announced his pledge to the Roadrunners in the offseason. The 7-foot San Antonio native, played his high school ball at Stevens and returned to the Alamo City hoping to be eligible for the second semester - but his opportunity never materialized while he finished re-establishing residency.
- The 14.5 ppg and 9.0 rpg he averaged in the exhibition games was an optimistic indicator, albeit against lower-division opposition.
- If his regular season debut is a representation (at a 12 point/10 rebound double-double), Linguard could be one of the most exciting players for the Roadrunners and in the American Athletic Conference this season due to his mix of size, reach and mobility.

STEVE HENSON VS. OPPONENTS

OPPONENT	HENSON	OPPONENT	HENSON
Arkansas	0-1	Old Dominion	3-5
Arkansas-Fort Smith	0-0	Oregon State	0-3
Army West Point	0-0	Ottawa, AZ	1-0
Bethany, KS	2-0	Our Lady of the Lake	2-0
Bethune-Cookman	1-0	Prairie View A&M	2-1
Bradley	0-1	Rice	7-6
Charlotte	4-4	St. Edward's	0-1
Coastal Carolina	0-1	St. Mary's	2-0
Dallas Christian	1-0	Sam Houston State	1-1
Dartmouth	0-1	Southeastern Oklahoma State	1-0
Denver	1-0	Southwestern Adventist	1-0
East Carolina	0-0	Southern Miss	7-7
East Central	1-0	South Dakota State	0-1
FIU	7-5	South Florida	0-0
Florida Atlantic	4-10	SMU	0-0
FGCU	1-0	Sul Ross State	1-0
Fresno State	0-1	Temple	0-0
Grambling State	0-1	Texas A&M-Commerce	0-1
Grand Canyon	0-1	Texas A&M-Corpus Christi	3-3
Houston Christian	2-0	Texas State	4-1
Illinois-Chicago	0-1	Texas Tech	0-1
Illinois State	1-1	Tulane	0-0
IUPUI	1-0	Tulsa	0-1
Jacksonville State	0-0	Trinity	2-0
James Madison	1-0	UAB	5-9
Lamar	3-1	UC Irvine	0-1
Little Rock	0-0	UIW	1-0
Louisiana Tech	4-8	Utah	0-1
Marshall	3-4	Utah State	0-1
Memphis	0-0	Utah Valley	1-2
Middle Tennessee	1-7	UT Permian Basin	1-0
Minnesota	0-0	Utah	0-1
Nebraska	0-1	UTEP	2-5
New Mexico	0-1	UTRGV	0-2
North Texas	2-9	Western Illinois	1-0
Oklahoma	0-5	Western Kentucky	3-8
Oklahoma State	0-1	Wichita State	0-0

HENSON'S EIGHTH YEAR AT THE HELM

- The Roadrunners are led by eighth-year head coach Steve Henson, the 2017-18 Conference USA Coach of the Year. Monday's victory pushed him on to the next milestone as a 100-game winner at UTSA.
- Henson, a former star player at Kansas State (1986-90), took over at UTSA for the 2016-17 season and quickly transitioned the Roadrunners into an up-tempo, high-scoring offensive unit.
- The Kansas native took over at UTSA after five years as an assistant at Oklahoma for Lon Kruger. Henson was also on the staff with Kruger for seven seasons at UNLV after a season at South Florida and scouting then coaching with the Atlanta Hawks.
- A member of the Kansas State Athletics Hall of Fame who led K-State to four straight NCAA Tournaments, Henson still holds all-time program records for career assists (582), assists per game (4.58), assists in a season (186), assists in a game (12), free throw percentage (.900), minutes played (4,474), minutes per game (35.2), starts (118) and consecutive starts (118).
- A two-sport standout at K-State, he was a decathlete and placed third as a sophomore and junior at the Big Eight Championships.
- He was a second-round pick of the Milwaukee Bucks in the 1990 NBA Draft - going 44th overall - and played seven years in the NBA and two seasons in Italy and Greece.
- Henson earned Mr. Basketball honors while playing for his legendary father at McPherson High School.
- Henson has a knack for coaching elite scoring guards, including former Oklahoma standout Buddy Hield and former UTSA standouts Jhivvan Jackson and Keaton Wallace.



THE LAST TIME ...

TEAM

Played a ranked team

vs. #24 Florida Atlantic (L, 64-83) (1/19/23)

Beat a ranked team

at #13 Arizona State (W, 87-85) (12/18/94)

Lost to a ranked team at home

vs. #24 Florida Atlantic (L, 64-83) (1/19/23)

Lost to a ranked team on road

at #17 Utah State (L, 50-82) (11/19/19)

Lost to a ranked team at neutral site

vs. #25 Middle Tennessee (L, 86-70) (03/09/17)

Played an overtime game

vs. Western Illinois (W, 78-68) (11/6/23)

Played a double-overtime game

at Charlotte (L, 108-114) (02/25/16)

Scored 130+ points

UTSA: 136 vs. East Central (W, 136-68) (11/22/08)

Opp: N/A

Scored 120+ points

UTSA: 123 vs. SW Adventist (W, 123-43) (3/4/21)

Opp: 121 vs. Centenary (L, 116-121) (1/4/90)

Scored 110+ points

UTSA: 116 at Marshall (W, 116-106) (2/2/19)

Opp: 114 at Charlotte (L, 108-114) (02/25/16)

Scored 100+ points

UTSA: 101 vs. Dallas Christian (W, 101-48) (1/3/22)

Opp: 106, Florida Atlantic (L, 106-66) (2/23/23)

Scored 90+ points

UTSA: 95, at FIU (W, 95-91) (2/25/23)

Opp: 91, FIU (W, 95-91) (2/25/23)

Scored less than 50 points

UTSA: 44, at Oklahoma (11/12/21)

Opp: 47, Trinity (11/7/22)

Shot 70+ percent from field

UTSA: N/A

Opp: 70.0% (42-60), UAB (1/07/16)

Shot 60+ percent from field

UTSA: 64.6% (51-79), vs. SW Adventist (3/4/21)

Opp: 62.3% (33-53), Rice (2/3/22)

Shot 50+ percent from field

UTSA: 52.5% (32-61), at Rice (2/16/23)

Opp: 51.8% (29-56), FIU (2/25/23)

Shot less than 40 percent from field

UTSA: 35.9% (23-64), vs. Western Illinois (11/6/23)

Opp: 32.0% (24-75), Western Illinois (11/6/23)

Shot less than 30 percent from field

UTSA: 29.6% (16-54), vs. Grambling State (11/25/22)

Opp: 26.1% (18-69), Dallas Christian (1/3/22)

Shot less than 25 percent from field

UTSA: 25.7% (19-74), UTRGV (12/17/21)

Opp: 23.8% (15-63), Jarvis Christian (1/25/12)

Did not make a 3-pointer

UTSA: vs. Texas (1/05/94)

Opp: at Nicholls (1/14/09)

Won by 20+ points

UTSA: (21) (90-69), vs. Bethune-Cookman (12/18/22)

Opp: (40) (106-66), Florida Atlantic (2/23/23)

Won by 30+ points

UTSA: (53) 101-48, vs. Dallas Christian (1/3/22)

Opp: (40) (106-66), Florida Atlantic (2/23/23)

Won by 40+ points

UTSA: (53) 101-48, vs. Dallas Christian (1/3/22)

Opp: (40) (106-66), Florida Atlantic (2/23/23)

Won by 50+ points

UTSA: (53) 101-48, vs. Dallas Christian (1/3/22)

Opp: (52) 96-44, Oklahoma (11/12/21)

Won by 60+ points

UTSA: (80) 123-43 vs. SW Adventist (3/4/21)

Opp: (66) 50-116 at Texas (12/08/15)

Scored 50+ points in a half

UTSA: 53 (2nd), W, 95-91, at FIU (2/25/23)

Opp: 56 (1st), W, 95-91, at FIU (2/25/23)

Scored 50 points in both halves

UTSA: 62 (1st), 63 (2nd) 125-64 vs. Ottawa (11/30/17)

Opp: 51 (1st), 54 (2nd) 105-66, Oklahoma (12/3/20)

Had 5+ players score in double digits

UTSA: Christian Tucker (18), Trey Edmonds (15), Carlton Linguard, Jr. (12), Dre Fuller Jr. (10), Isaiah Wyatt (10) on Nov. 6, 2023 vs. Western Illinois

Opp: John Williams Jr. (18), Petar Krivokapic (17), Jayden Brewer (15), Denver Jones (12), Arturo Dean (11) on Feb. 25, 2023

Had 2+ 20-point scorers

UTSA: Dhieu Deing (26), Isaiah Addo-Ankrah (21), at Southern Miss (2/17/22)

Opp: Aly Khalifa (27), Brice Williams (20), Charlotte (3/2/23)

Had 3+ 20-point scorers

UTSA: Jhivvan Jackson (20), Byron Frohnen (21), Keaton Wallace (21), at HBU (11/26/18)

Opp: Donovan Sims (24), Antonio Green (21), James Hawthorne (20), MT (1/17/19)

PLAYER

Scored 50+ points

UTSA: 52, Roderic Hall, vs. Maine (12/6/97)

Opp: 61, Wayman Tisdale, Oklahoma (12/28/83)

Scored 40+ points

UTSA: 45, Jhivvan Jackson, at ODU (2/6/20)

Opp: 41, Mike Daum, South Dakota State (11/20/18)

Scored 30+ points

UTSA: 30, Japhet Medor, vs. Rice (1/16/23)

Opp: 30, Quincy Olivari, Rice (1/16/23)

Recorded a triple-double

UTSA: Devin Gibson, (28 pts, 10 reb, 10 ast) vs. Samford (3/9/11)

Opp: Max Fiedler, Rice (24 pts, 13 reb, 11 ast) (1/16/23)

Recorded a double-double

UTSA: Carlton Linguard Jr. (12 pts, 10 reb) vs. Western Ill. (11/6/23)

Opp: Jesiah West, Western Ill. (11 pts, 13 reb) (11/6/23)

Two players recorded a double-double

UTSA: Jacob Germany (20 pts, 13 reb) & DJ Richards (17 pts, 10 reb) at Western Kentucky (2/2/23)

Opp: DeAndre Pinckney (17 pts, 11 reb), Tyler Stevenson (19 pts, 12 reb), Southern Miss (2/17/22)

Recorded 20+ rebounds

UTSA: 20, Clarence McGee, vs Hardin-Simmons (2/27/88)

Opp: 22, Wayman Tisdale, Oklahoma (12/28/83)

Recorded 15+ rebounds

UTSA: 18, Jacob Germany, at FIU (2/25/23)

Opp: 16, Isaac Mushila, TAMU-CC (11/11/22)

Recorded 20+pts/20+reb

UTSA: Clarence McGee (20 pts, 20 reb), vs. Hardin-Simmons (2/27/88)

Opp: Wayman Tisdale (61 pts, 22 reb), Oklahoma, (12/28/83)

Recorded 10+ assists

UTSA: 11, Erik Czumbel, at Southern Miss (2/17/22)

Opp: 11, Max Fiedler, Rice (1/16/23)

Made 8+ 3-pointers

UTSA: 8, Keaton Wallace, vs. UAB (3/11/20)

Opp: 8, Keaston Willis, LA Tech (2/19/22)

Made 15+ free throws

UTSA: 16, Japhet Medor, vs. Prairie View A&M (11/22/22)

Opp: 15, Akeem Richmond, East Carolina (2/8/14)

Made 10+ free throws

UTSA: 12, Christian Tucker, vs. Western Illinois (11/6/23)

Opp: 10, Ryan Cornish, Dartmouth (11/27/22)

Recorded 10+ blocks

UTSA: N/A

Opp: 13, Wojciech Myrda, Louisiana-Monroe (1/17/02)

Recorded 5+ blocks

UTSA: 5, Jacob Germany, vs. Southern Miss (1/22/21)

Opp: 6, Jamarion Sharp, WKU (2/2/23)

Recorded 5+ steals

UTSA: 5, Japhet Medor, at FIU (2/25/23)

Opp: 6, Isaiah Crawford, La Tech (12/29/22)

Played every minute (regulation)

UTSA: Erik Czumbel & Darius McNeill, at UTEP (1/20/22)

Opp: Cobe Williams, Louisiana Tech (1/28/23)

Two players played every minute (regulation)

UTSA: Erik Czumbel & Darius McNeill, at UTEP (1/20/22)

Opp: Taevion Kinsey & Taylan Grogan, Marshall (2/13/20)

Played every minute (+OT)

UTSA: Jordan Sims, at Tulsa (3/2/14)

Opp: Jared Savage, WKU (2/15/20)

Played every minute (+2OT)

UTSA: N/A

Opp: Jon Davis, Charlotte (2/25/16)

Fouled out

UTSA: Massal Diouf at Florida Atlantic (2/23/23)

Opp: Drew Cisse, Western Illinois (11/6/23)

Two or more players fouled out

UTSA: Japhet Medor & Josh Farmer at UNM (12/10/22)

Opp: Jame Harrison, Josh Nzeakor, vs. Lamar (3/14/18)



2023-24 Exhibition Cumulative Stats

RECORD:	OVERALL	HOME	AWAY	NEUTRAL
ALL GAMES	2-0	2-0	0-0	0-0
CONFERENCE	0-0	0-0	0-0	0-0
NON-CONFERENCE	2-0	2-0	0-0	0-0

#	Player	gp-gs	min	avg	Total		3-Point		F-Throw		Rebounds			pf	dq	a	to	blk	stl	pts	
					fg-fga	fg%	3fg-fga	3fg%	ft-fa	ft%	off	def	tot								avg
00	Nazar Mahmoud	2-0	39	19.5	9-17	.52	5-10	.50	3-5	.60	5	8	13	6.5	6	0	4	4	0	2	26
02	Carlton Linguard, J	2-2	42	21.0	12-23	.52	4-10	.40	1-3	.33	12	9	21	10.5	4	0	4	4	4	1	29
03	Trey Edmonds	2-2	34	17.0	11-17	.64	0-0	.00	4-7	.57	11	4	15	7.5	6	0	2	2	2	1	26
04	Dre Fuller Jr.	2-2	42	21.0	11-25	.44	3-10	.30	1-2	.50	6	12	18	9.0	7	0	8	3	0	3	26
05	Adante' Holiman	2-2	46	23.0	8-21	.38	4-15	.26	3-5	.60	1	4	5	2.5	4	0	5	4	0	2	23
10	Chandler Cuthrell	2-0	33	16.5	10-20	.50	2-6	.33	1-5	.20	10	12	22	11.0	3	0	8	5	1	2	23
11	Isaiah Wyatt	2-0	41	20.5	6-14	.42	2-10	.20	0-0	.00	1	9	10	5.0	1	0	2	0	0	0	14
12	Josh Reid	2-0	9	4.5	1-4	.25	0-3	.00	1-4	.25	0	1	1	0.5	0	0	0	0	0	0	3
14	Massal Diouf	2-0	24	12.0	6-7	.85	0-0	.00	0-1	.00	5	2	7	3.5	10	2	1	5	1	0	12
21	PJ Carter	2-1	44	22.0	7-14	.50	4-8	.50	2-2	1.000	1	5	6	3.0	1	0	5	1	0	0	20
22	Christian Tucker	2-1	46	23.0	9-13	.69	2-4	.50	3-3	1.000	2	4	6	3.0	6	0	10	6	0	2	23
Team											2	3	5								
Total.....		2	400		90-175	.51	26-76	.34	19-37	.51	56	73	129	64.5	48	2	49	34	8	13	225
Opponents.....		2	400		51-144	.35	15-59	.25	37-50	.74	25	40	65	32.5	36	-	26	27	7	15	154

TEAM STATISTICS	UTSA	OPP	Date	Opponent	Score	A
SCORING	225	154	10/24/23	TRINITY (TX)	100-70	w
Points per game	112.5	77.0	10/30/23	MCMURRY	125-84	w
Scoring margin	+35.5	-	* - Conference game			
FIELD GOALS-ATT	90-175	51-144				
Field goal pct	.514	.354				
3 POINT FG-ATT	26-76	15-59				
3-point FG pct	.342	.254				
3-pt FG made per gam	13.0	7.5				
FREE THROWS-ATT	19-37	37-50				
Free throw pct	.514	.740				
F-Throws made per ga	9.5	18.5				
REBOUNDS	129	65				
Rebounds per game	64.5	32.5				
Rebounding margin	+32.0	-				
ASSISTS	49	26				
Assists per game	24.5	13.0				
TURNOVERS	34	27				
Turnovers per game	17.0	13.5				
Turnover margin	-3.5	-				
Assist/turnover ratio	1.4	1.0				
STEALS	13	15				
Steals per game	6.5	7.5				
BLOCKS	8	7				
Blocks per game	4.0	3.5				
ATTENDANCE	0	0				
Home games-Avg/Gam	2-0	0-0				
Neutral site-Avg/Game	-	0-0				

Score by Periods	1st	2nd	Totals
UTSA	111	114	225
Opponents	68	86	154



2023-24 Regular Season Stats

Game Records

Record	Overall	Home	Away	Neutral
ALL GAMES	1-0	1-0	0-0	0-0
CONFERENCE	0-0	0-0	0-0	0-0
NON-CONFERENCE	1-0	1-0	0-0	0-0

Team Box Score Extended

No.	Player	Total					3-Point			F-Throw		Rebounds															
		GP-GS	MIN	AVG	FG-FGA	FG%	3FG-3FGA	3FG%	FT-FTA	FT%	OFF	DEF	TOT	AVG	PF	DQ	A	A/G	TO	TO/G	A/TO	BLK	BLK/G	STL	STL/G	PTS	AVG
22	TUCKER, Christian	1-1	34:23	34.4	3-8	.375	0-2	.000	12-15	.800	1	2	3	3.0	3	0	8	8.00	1	1.00	8.00	0	0.00	2	2.00	18	18.0
3	EDMONDS, Trey	1-1	35:42	35.7	5-10	.500	0-0	.000	5-7	.714	3	5	8	8.0	3	0	1	1.00	1	1.00	1.00	1	1.00	1	1.00	15	15.0
2	LINGUARD, JR., Carlton	1-1	30:01	30.0	4-9	.444	2-5	.400	2-2	1.000	1	9	10	10.0	0	0	1	1.00	0	0.00	1.00	2	2.00	0	0.00	12	12.0
11	WYATT, Isaiah	1-0	31:34	31.6	3-7	.429	1-3	.333	3-4	.750	2	4	6	6.0	0	0	2	2.00	1	1.00	2.00	2	2.00	1	1.00	10	10.0
4	FULLER JR., Dre	1-1	29:47	29.8	3-12	.250	1-6	.167	3-4	.750	1	6	7	7.0	1	0	0	0.00	1	1.00	0.00	0	0.00	0	0.00	10	10.0
5	HOLIMAN, Adante'	1-1	19:10	19.2	3-9	.333	1-4	.250	1-2	.500	1	1	2	2.0	4	0	0	0.00	0	0.00	0.00	0	0.00	0	0.00	8	8.0
21	CARTER, PJ	1-0	23:36	23.6	2-5	.400	1-2	.500	0-1	.000	1	1	2	2.0	1	0	0	0.00	0	0.00	0.00	0	0.00	1	1.00	5	5.0
0	MAHMOUD, Nazar	1-0	04:47	4.8	0-0	.000	0-0	.000	0-0	.000	1	0	1	1.0	1	0	0	0.00	1	1.00	0.00	0	0.00	0	0.00	0	0.0
10	CUTHRELL, Chandler	1-0	10:26	10.4	0-3	.000	0-1	.000	0-0	.000	0	7	7	7.0	1	0	1	1.00	1	1.00	1.00	2	2.00	1	1.00	0	0.0
14	DIOUF, Massal	1-0	05:34	5.6	0-1	.000	0-0	.000	0-0	.000	0	1	1	1.0	1	0	0	0.00	0	0.00	0.00	0	0.00	0	0.00	0	0.0
Total		1	225		23-64	.359	6-23	.261	26-35	.743	11	36	47	47.0	15	0	13	13.00	7	7.00	1.86	7	7.00	6	6.00	78	78.0
Opponents		1	225		24-75	.320	6-28	.214	14-25	.560	21	35	56	56.0	25	1	9	9.00	12	12.00	0.75	10	10.00	2	2.00	68	68.0

Team Statistics

	UTSA	OPP
Scoring	78	68
Points per game	78.0	68.0
Scoring margin	+10.0	-
Field goals-att	23-64	24-75
Field goal pct	.359	.320
3 point fg-att	6-23	6-28
3-point FG pct	.261	.214
3-pt FG made per game	6.0	6.0
Free throws-att	26-35	14-25
Free throw pct	.743	.560
F-Throws made per game	26.0	14.0
Rebounds	47	56
Rebounds per game	47.0	56.0
Rebounding margin	-9.0	-
Assists	13	9
Assists per game	13.0	9.0
Turnovers	7	12
Turnovers per game	7.0	12.0
Turnover margin	+5.0	-
Assist/turnover ratio	1.9	0.8
Steals	6	2
Steals per game	6.0	2.0
Blocks	7	10
Blocks per game	7.0	10.0
Winning streak	1	-
Home win streak	1	-
Attendance	1567	0
Home games-Avg/Game	1-1567	0-0
Neutral site-Avg/Game	-	0-0

Score by Periods

Team	1st	2nd	OT	TOT
UTSA	28	37	13	78
Opponents	28	37	3	68



Game 1 Box Score - Western Illinois



Official Basketball Box Score - Final
Western Illinois at UTSA
 11/06/23 Convocation Center, San Antonio
 2023-24 Men's Basketball

Game Time: 7:00 PM
 Game Duration: 2:33
 Attendance: 1,567

Officials: Shaen Land, Raymond Tate, Trent Davis

Western Illinois - 68

Record: 0-1

NO.	Name	Min	FG			Rebounds			Fouls		TP	AS	TO	ST	Blocks		+/-
			M-A	M-A	M-A	OR	DR	TOT	PF	FD					BS	BA	
4	Jesiah West	F 33:42	5-15	0-3	1-2	7	6	13	4	2	11	1	2	1	1	1	-9
22	Joe Petrakis	F 33:21	1-6	0-3	0-0	0	3	3	3	0	2	2	0	0	2	1	-15
23	Drew Cisse	F 19:08	4-5	0-0	0-1	3	4	7	5	1	8	1	2	1	0	0	1
1	Quinlan Bennett	G 19:21	1-6	0-0	0-2	2	3	5	3	1	2	1	1	0	0	1	-4
5	James Dent Jr.	G 36:45	6-18	2-9	6-10	1	6	7	2	5	20	2	2	0	1	3	-12
24	Tay Knox	25:30	2-7	0-0	0-0	3	6	9	3	2	4	0	1	0	4	1	-1
0	Shay Davis	33:11	3-10	3-9	3-4	0	2	2	0	1	12	2	3	0	2	0	-4
2	Ryan Myers	15:26	2-7	1-4	3-4	0	0	0	4	2	8	0	0	0	0	0	-5
13	Braden Lamar	05:08	0-1	0-0	0-0	1	1	2	1	0	0	0	0	0	0	0	1
20	Rodrick Payne	02:58	0-0	0-0	1-2	0	2	2	0	1	1	0	0	0	0	0	-2
11	De'Meiko Anderson	00:30	0-0	0-0	0-0	0	1	1	0	0	0	0	0	0	0	0	0
Team						4	1	5			0		1				
Totals			24-75	6-28	14-25	21	35	56	25	15	68	9	12	2	10	7	-10

Shooting By Period		
1 st FG%	8-27	29.6%
3PT%	2-10	20.0%
FT%	10-16	62.5%
2 nd FG%	15-40	37.5%
3PT%	3-13	23.1%
FT%	4-8	50%
OT FG%	1-8	12.5%
3PT%	1-5	20.0%
FT%	0-1	0%
GM FG%	24-75	32.0%
3PT%	6-28	21.4%
FT%	14-25	56.0%

Dead Ball Rebounds: 5, 0

Technical Fouls: NONE

UTSA - 78

Record: 1-0

NO.	Name	Min	FG			Rebounds			Fouls		TP	AS	TO	ST	Blocks		+/-
			M-A	M-A	M-A	OR	DR	TOT	PF	FD					BS	BA	
3	Trey Edmonds	F 35:42	5-10	0-0	5-7	3	5	8	3	4	15	1	1	1	1	2	15
2	Carlton Linguard, Jr.	C 30:01	4-9	2-5	2-2	1	9	10	0	2	12	1	0	0	2	0	10
4	Dre Fuller Jr.	G 29:47	3-12	1-6	3-4	1	6	7	1	3	10	0	1	0	0	1	-2
5	Adante Holiman	G 19:10	3-9	1-4	1-2	1	1	2	4	2	8	0	0	0	0	1	-1
22	Christian Tucker	G 34:23	3-8	0-2	12-15	1	2	3	3	9	18	8	1	2	0	2	16
11	Isaiah Wyatt	31:34	3-7	1-3	3-4	2	4	6	0	2	10	2	1	1	2	2	5
10	Chandler Cuthrell	10:26	0-3	0-1	0-0	0	7	7	1	1	0	1	1	1	2	1	4
14	Massal Diouf	05:34	0-1	0-0	0-0	0	1	1	1	0	0	0	0	0	0	0	2
21	PJ Carter	23:36	2-5	1-2	0-1	1	1	2	1	1	5	0	0	1	0	1	1
0	Nazar Mahmoud	04:47	0-0	0-0	0-0	1	0	1	1	1	0	0	1	0	0	0	0
Team						0	0	0			0		1				
Totals			23-64	6-23	26-35	11	36	47	16	25	78	13	7	6	7	10	10

Shooting By Period		
1 st FG%	9-38	23.7%
3PT%	3-16	18.8%
FT%	7-10	70%
2 nd FG%	10-22	45.5%
3PT%	3-7	42.9%
FT%	14-20	70%
OT FG%	4-4	100.0%
3PT%	0-0	0.0%
FT%	5-5	100%
GM FG%	23-64	35.9%
3PT%	6-23	26.1%
FT%	26-35	74.3%

Dead Ball Rebounds: 4, 0

Technical Fouls: Coach 1st: 4:2

	WIU	UTSA
Biggest lead	2 (1 st 19:29)	10 (1 st OT 0:54)
Best Scoring Run	5 (1 st 9:49)	7 (1 st 7:06)
Lead Changes	9	
Times Tied	8	
Time with Lead	03:19	36:29

Points from	WIU	UTSA
Turnovers	4	14
Paint	32	28
Second Chance	17	10
Fast Breaks	10	16
Bench	25	15

Period by Period Scoring				
	1st	2nd	OT1	TOT
WIU	28	37	3	68
UTSA	28	37	13	78

