



RICE - UTSA MEDIA

TELEVISION

 Play-by-Play: Drew Carter  
Analyst: Dustin Fox

RADIO

Rice Radio (internet & Varsity Ap)  
Play-by-Play: JP Heath  
Analyst: Nate Griffin  
Sidelines: Jason Metko

2023 SCHEDULE

	AT 11/12 TEXAS	FOX	SEPT 2 L, 10-37
	HOUSTON	ESPN NETWORK	SEPT 9 W, 43-41 (20T)
	TEXAS SOUTHERN	ESPN+	SEPT 16 W, 59-7
	AT USF	ESPN	SEPT 23 L, 29-42
	EAST CAROLINA	ESPN+	SEPT 30 W, 24-17
	UConn	ESPN+	OCT 7 L, 31-38
	AT TULSA	ESPN 2	OCT 19 W, 42-10
	22/23 TULANE	ESPN 2	OCT 28 L, 28-30
	RV SMU	ESPN	NOV 4 L, 31-36
	AT UTSA	ESPN	NOV 11 6:30
	AT CHARLOTTE	ESPN+	NOV 18 1:00
	FLORIDA ATLANTIC		NOV 25 TBA

TABLE OF CONTENTS

Depth Chart.....	2	Career Stats.....	15-16
Weekly Schedule.....	4	Career Highs.....	17
Notes.....	4	HC Mike Bloomgren.....	18
Starters.....	9	Scoring Drives.....	20
Career Games/Starts.....	10	2023 Stats.....	27
The Last Time.....	11	2023 Box Scores.....	44
Roster.....	13-14		



RICE 4-5, 2-3 vs. UTSA 6-3, 5-0



THE ALAMODOME

SAN ANTONIO, TEXAS // Nov. 11, 2023 // 6:30 p.m. CT

RICE

Record (AAC) ..... 4-5 (2-3)  
Ranking ..... N/A  
Last Game: ..... L, 36-31 vs. SMU  
Streak: ..... Lost 2  
Head Coach: ..... Mike Bloomgren  
Career Record: ..... 20-44 (6th)  
Rice Record: ..... Same

STAT LEADERS



RUSHING: ..... Dean Connors  
65 att.; 414 yards (6.4), 5 TDs  
PASSING: ..... JT Daniels  
181-287-7, 2,443 yards, 21 TDs  
RECEIVING: ..... Luke McCaffrey  
45 rec., 700 yards, 9 TDs  
TACKLES: ..... Plae Wyatt  
60 tkl.; 3.0 TFL; 1.0 SACKS; 5 PBU; 1 QBH

UTSA

Record ..... 6-3 (5-0)  
Ranking ..... N/A  
Last Game: ..... W, 37-29 at North Texas  
Streak: ..... Won 5  
Head Coach: ..... Jeff Traylor  
Career Record: ..... 36-13 (4th)  
UTSA Record: ..... Same

STAT LEADERS

RUSHING: ..... Kevorian Barnes  
127 att.; 606 yards (4.8); 6 TDs  
PASSING: ..... Frank Harris  
147-228-6, 1,722 yards, 13 TDs  
RECEIVING: ..... Joshua Cephus  
62 rec.; 750 yards  
TACKLES: ..... Ken Robinson  
47 tkl.; 1.0 TFL; 2 PBU; 1 QBH

	AT A GLANCE	
	33.0	POINTS/GAME 31.2
	28.7	POINTS ALLOWED/GAME 25.8
	94.8	RUSH YARDS/GAME 166.4
	288.2	PASS YARDS/GAME 244.2
	383.0	TOTAL OFFENSE/GAME 410.7
	403.3	TOTAL DEFENSE/GAME 380.3
		

INSIDE THE SERIES

- This is the 11th meeting between the two schools, the last 10 as a conference game.
- The schools met for eight consecutive years (1 non-conference and seven in C-USA) before the 2020 game was canceled due to COVID-19-related issues.
- UTSA leads the series 7-3 (7-2 in conference) and has won seven straight. The Roadrunners have won four straight at home after Rice won the first meeting in San Antonio, 27-20, in 2013.
- The two first met on 10/13/12 in a non-conference game that was part of Rice's Centennial Celebration, with Rice winning 34-14.
- Rice's 27-20 at the Alamodome in 2013 was the first between the schools as conference rivals and Rice clinched the win by recovering an onside kick with 1:24 left after UTSA closed the gap to seven. Later that season, UTSA's 21-13 win at North Texas broke a tie between Rice and UNT and allowed Rice to capture the C-USA West and advance to the C-USA Championship game.

ATHLETIC COMMUNICATIONS

RICE  
CHUCK POOL  
CPOOL@RICE.EDU  
C: 832-224-6476 | O: 713-348-5775

UTSA  
KYLE STEPHENS  
KYLE.STEPHENS@UTSA.EDU



# UTSA TWO-DEEP

## OFFENSE

TE (Y)	87	Jack Bradley	6'5"	256	Sr. 4L	Dallas, Texas / Bishop Lynch
	14	Boden Groen	6'3"	227	Jr. 1L	Santa Ana, California / Mater Dei / Saddleback College
or	42	Trey Phillippi	6'5"	280	R-So. 2L	Montgomery, Texas / Montgomery
LT	71	Clay Servin	6'4"	300	Fr-4L	Richardson, Texas/JJ Pearce
	75	Miguel Cedeno	6'7"	315	R-Fr.	Davie, Florida/ American Heritage
LG	77	Brant Banks	6'7"	325	Gr.	Houston, Texas / Westbury Christian / Nebraska
	50	Patrick Valent	6'3"	310	Fr.	Warren, Ohio/ John F Kennedy Catholic
C	52	Braedon Nutter	6'3"	293	Jr. 2L	Tomball, Texas / Memorial
	79	Weston Kropp	6'4"	320	Jr.	Biloxi, Mississippi / Biloxi / Jones
RG	73	Lavel Dumont	6'4"	315	Gr.	Tampa, Florida / Wharton / Toledo
	75	Miguel Cedeno	6'7"	315	R-Fr.	Davie, Florida/ American Heritage
RT	78	Ethan Onianwa	6'6"	340	R-So.1L	Katy, Texas / Cinco Ranch
	58	Peyton Farmer	6'6"	290	Fr.	Fresno, Texas / Ridge Point
QB	18	JT Daniels	6'2"	237	Gr.	Irvine, CA / Mater Dei / West Virginia
	12	AJ Padgett	6'3"	238	R-Fr.	Frisco, Texas/Reedy
or	9	Chase Jenkins	6'0"	187	Fr.	Katy, Texas / Alief Taylor
RB	21	Juma Otoviano	5'10"	203	R-Sr. 4L	Arlington, Texas / James Martin
	0	Dean Connors	6'0"	205	Jr. 1L	Kamuela, Hawai'i / Murrieta Valley (CA) / Riverside CC
	5	Ari Broussard	6'0"	221	R-Sr. 4L	New Orleans, Louisiana / Lusher HS
FB	30	Micah Barnett	6'1"	240	So.1L	Dickinson, Texas / Dickinson
	44	Geron Hargon	6'2"	242	R-So. 2L	Shreveport, Louisiana / Captain Shreve
WR-F	10	Luke McCaffrey	6'2"	195	R-Jr.2L	Highlands Ranch, Colorado / Valor Christian / Nebraska
	2	Kobie Campbell	5'7"	164	Jr. 3L	Missouri City, Texas / Hightower
WR-X	80	Rawson MacNeill	6'5"	193	R-Fr.	Marietta, Georgia/George Walton
	8	Matt Sykes	6'4"	215	Fr.	Markakilo, Hawai'i/Saint Louis School/UCLA
WR-Z	17	Landon Ransom-Goelz	6'0"	173	Fr.	Trophy Club, Texas/ Byron Nelson
	81	Braylen Walker	5'10"	172	R-Fr.	Sulphur, Louisiana / Lake Charles College Prep

## DEFENSE

DE	44	Coleman Coco	6'5"	264	Gr.	Pittsburgh, Pennsylvania/ Mt. Lebanon / Colgate
	0	Jordan Campbell	6'3"	250	Jr. -Tr	Middlesex, NJ / Middlesex/Nassau CC
DT	55	De'Braylon Carroll	6'0"	290	R-Jr. 3L	Duncanville, Texas / Duncanville
	74	Michael Larbie	6'0"	280	Gr.	Bryn Mawr, Pennsylvania / Sun Valley/Duke
NT	50	Izeya Floyd	6'2"	315	R-Jr. 3L	Frisco, Texas / Reedy
	75	Blake Boenisch	6'3"	330	R-So.1L	Needville, Texas / Needville
RUSH	12	Josh Percy	6'2"	245	R-Jr. 3L	Moorestown, New Jersey / Moorestown
	98	Van Heitmann	6'6"	239	Jr. 3L	Houston, Texas / Stratford HS
or	45	Demone Green	6'1"	259	R-Fr.	Houston, Texas / Heights
MIKE	6	DJ Arkansas	6'2"	207	R-So. 1L	Denton, Texas / Ryan
	27	Andrew Awe	6'2"	237	R-So. 1L	Mansfield, Texas / Mansfield Lake Ridge
WILL	33	Myron Morrison	6'3"	225	R-Jr. 3L	Humble, Texas / Atascocita
	7	Chike Anigbogu	5'10"	205	R-Sr. 3L	Missouri City, Texas / Ridge Point
VIPER	41	Plae Wyatt	5'11"	207	R-So. 2L	Dallas, Texas / Boyd
	9	Peyton Stevenson	6'3"	202	R-So. 1L	Demopolis, Alabama / Demopolis
FS	31	Tyson Flowers	5'11"	200	R-Fr.	Fort Worth, Texas / Southwest Christian
or	26	Gabriel Taylor	5'10"	193	Jr. 2L	Miami, Florida / Gulliver Prep
SS	22	Jonathan Jean	5'10"	185	R-So. 1L	Lakeland, Florida / Victory Christian Academy
	29	Daveon Hook	5'11"	182	So.1L	Cibolo, Texas / Steele
LCB	1	Sean Fresch	5'8"	177	Jr. 3L	Austin, Texas / Lyndon B. Johnson HS
	13	Lamont Narcisse	5'11"	173	R-So. 2L	Pasadena, California / Calabasas
RCB	2	Tre'shon Devones	6'0"	187	R-Jr. 2L	Duncanville, Texas / Duncanville
	10	Moh Bility	6'0"	176	R-Fr.	Dallas, Texas / North Dallas/North Texas

## SPECIAL TEAMS

PK	15	Tim Horn	6'2"	225	R-Jr-1L	Honolulu, Hawai'i / Punahou / Washington
	28	Enock Gota	6'0"	201	R-Fr.	Houston, Texas / Dekaney
KO	28	Enock Gota	6'0"	201	R-Fr.	Houston, Texas/Dekaney
	15	Tim Horn	6'2"	225	R-Jr. 1L	Honolulu, Hawai'i / Punahou / Washington
P	23	Conor Hunt	5'11"	188	Sr.1L	Lihue, Hawai'i / Hawai'i Preparatory Academy / Georgetown
or	32	Reese Keeney	5'11"	180	Fr.	Knoxville, Tennessee / Farragut
LS	48	Wyatt Freeman	5'10"	207	Fr.	Bakersfield, California / Centennial / Naval Academy Prep
	45	Colby Connell	5'10"	219	Fr.	San Antonio, Texas / O'Connor
H	23	Conor Hunt	5'11"	188	Sr.1L	Lihue, Hawai'i / Hawai'i Preparatory Academy / Georgetown
	32	Reese Keeney	5'11"	180	Fr.	Knoxville, Tennessee / Farragut
PR	1	Sean Fresch	5'8"	177	Jr. 3L	Austin, Texas / Lyndon B. Johnson HS
or	6	Drayden Dickman	5'11"	178	Fr.	Georgetown, Texas / Georgetown
or	10	Luke McCaffrey	6'2"	195	R Jr.-2L	Highlands Ranch, Colorado / Valor Christian / Nebraska
KOR	16	Quinton Jackson	5'7"	154	R-Fr.	Fort Worth, Texas / North Crowley
or	26	Christian Francisco	5'9"	198	R-So.	Rogers, Arkansas / Rogers

# GAME TEN - UTSA



## 2023 STATISTICAL RANKINGS

Category	RICE			UTSA		
	Actual	FBS Rank	AAC	Actual	FBS Rank	AAC
Rushing Offense	94.8	121	13	166.4	51	7
Passing Offense	288.2	21	5	244.2	52	8
Total Offense	383.0	66	8	410.7	48	6
Scoring Offense	33.0	29	4	31.2	40	5
Rushing Defense	156.4	83	8	137.6	54	5
Pass Efficiency Defense	141.42	95	8	122.95	34	2
Total Defense	403.3	92	7	380.3	71	6
Scoring Defense	28.7	95	9	25.8	68	6
Net Punting	36.56	101	11	38.49	76	9
Punt Returns	11.60	30	3	6.70	85	11
Kickoff Returns	21.41	45	3	18.07	96	11
Turnover Margin	-0.44	99	11	-0.11	72	7
Pass Defense	246.9	103	10	242.9	98	9
Passing Efficiency	149.68	38	5	139.41	55	7
Sacks pg	1.78	96	10	3.56	4	1
Tackles For Loss	5.1	93	10	7.7	8	2
Sacks Allowed	1.89	54	5	2.00	62	7
Fumbles Recovered	6	39	7	5	55	9
Fumbles Lost	6	84	8	4	39	6
Passes Intercepted	4	15	12	7	67	5
Interceptions Thrown	8	71	7	9	89	9
Turnovers Gained	10	93	11	12	73	8
Turnovers Lost	14	80	7	13	70	5
Fewest Penalties pg	5.89	63	10	5.67	47	9
Fewest Yards Penalized pg	51.56	64	9	51.56	64	9
Punt Return Yardage Defense	10.10	96	11	7.43	64	4
Kickoff Return Yardage Defense	17.14	27	3	19.65	64	9
3rd Down Conversions	.414	52	6	.481	15	1
4th Down Conversions	.688	16	1	.688	16	1
3rd Down Conv. Defense	.381	64	7	.425	95	11
4th Down Conv. Defense	.409	37	3	.652	111	12
Red Zone Offense	.912	25	3	.865	55	6
Red Zone Defense	.722	10	2	.844	73	7
First Downs	168	91	11	199	40	5
Time of Possession	31:37	31	3	29:35	76	9

## AMERICAN 2023 STANDINGS

	AAC			Overall		
	W	L	Pct.	W	L	Pct.
Tulane	5	0	1.000	8	1	.889
SMU	5	0	1.000	7	2	.778
UTSA	5	0	1.000	6	3	.667
Memphis	4	1	.800	7	2	.778
Florida Atlantic	3	2	.600	4	5	.444
Rice	2	3	.400	4	5	.444
South Florida	2	3	.400	4	5	.444
Navy	2	3	.400	3	5	.375
Charlotte	2	3	.400	3	6	.333
UAB	2	3	.400	3	6	.333
North Texas	1	4	.200	3	6	.333
Temple	1	4	.200	3	6	.333
Tulsa	1	4	.200	3	6	.333
East Carolina	0	5	.000	1	8	.111

### UPCOMING SCHEDULE (ALL TIMES CT)

<b>Friday, November 10</b>		
North Texas at SMU <sup>ESPN2</sup>		8 p.m.
<b>Saturday, November 11</b>		
Temple at South Florida <sup>ESPN+</sup>		11 a.m.
Tulsa at Tulane <sup>ESPN2</sup>		11 a.m.
UAB at Navy <sup>CBS Sports Network</sup>		2:30 p.m.
East Carolina at Florida Atlantic <sup>ESPN+</sup>		3 p.m.
Rice at UTSA <sup>ESPNU</sup>		6:30 p.m.

### RICE FUTURE SCHEDULES

#### 2024

##### Non-conference

8/31	Sam Houston State
10/5	Army

##### American Athletic Conference

TBD

#### 2025

##### Non-conference

8/30	@Louisiana
9/6	Prairie View A&M
11/8	@Army



### LIKE FATHER...

Luke McCaffrey has been invited to play in the 99th East-West Shrine Game which will be played on February 1, 2024 in Frisco, Texas. McCaffrey's father, Ed, played on the winning West team in the 1991 Shrine Game.

### RICE'S 2023 RECORD WHEN ...

Overall	4-5	Tied after first quarter	1-0
American Athletic Conference	2-3	Leading at halftime	4-1
Home	3-3	Trailing at halftime	0-4
Away	1-2	Tied at halftime	0-0
Neutral Site	0-0	Leading after third quarter	4-0
Current Streak	L2	Trailing after third quarter	0-5
Current Home Streak	L3	Tied after third quarter	0-0
Current Road Streak	W1	Overtime	1-0
Current Neutral Streak	L1	Scoring less than 20 points	0-1
Day Games	1-3	Scoring 20-29 points	1-2
Night Games	4-1	Scoring 30 or more points	3-2
On Television	4-5	Allowing less than 20 points	3-0
ESPN2	1-1	Allowing 20-29 points	0-0
ESPNU	0-2	Allowing 30 or more points	1-5
ESPN+	2-1	With a 100-yard rusher	1-0
Fox	0-1	Allowing a 100-yard rusher	0-1
NFL Network	1-0	With a 300-yard passer	2-2
In September	3-2	Allowing a 300-yard passer	0-1
In October	1-2	Outgaining opponent	3-1
In November	0-1	Opponent outgains	1-4
In December	0-0	300 or more yards of total offense	3-2
vs. Top 25 Teams (AP)	0-2	Allowing 300 or more yards total offense	2-4
vs. Unranked Opponents	4-3	No turnovers	2-1
On Natural Grass	0-1	One to three turnovers	2-3
On Artificial Turf	4-4	More than three turnovers	0-1
Scoring first	3-3	No takeaways	0-2
Opponent scores first	1-2	One to three takeaways	4-3
Scoring on opening drive	2-2	More than three takeaways	1-0
Opponent scores on opening drive	1-1	Committing fewer turnovers	2-1
Controlling time of possession	3-2	Turnovers are equal	1-0
Opponent controls time of possession/tied	1-3	Committing more turnovers	1-3
Leading after first quarter	3-2		
Trailing after first quarter	0-3		

**MEDIA SCHEDULE - GAME TEN - UTSA**

<b>MON 6</b>	<b>TUES 7</b>	<b>WED 8</b>	<b>THURS 9</b>	<b>FRI 10</b>	<b>SAT 11</b>	<b>SUN 12</b>
PRACTICE 4:00-5:00 Media Availability post-practice	PRESS CONFERENCE 12:15 p.m Patterson Center & Zoom PRACTICE 4:15-6:15 Media post practice	PRACTICE 3:10-4:55 Media Availability post-practice	PRACTICE 4:15-5:30 Media post-practice	TRAVEL DAY No Media Availability	GAME DAY @UTSA 6:30 Kickoff Postgame on Zoom	TBD

**COVERING THE OWLS**

Members of the media should contact Chuck Pool, Rice's Assistant AD for Athletic Communications, to arrange player/coaches interviews as well as provide advance notice of intentions to cover practices. Applications for single-game credentials to cover Rice home games can be made on-line at <https://riceowls.co/Rice-FB-Credentials>

Each Tuesday, head coach Mike Bloomgren along with selected players, meet with the media In person and also on Zoom. Coach Bloomgren addresses the media beginning at 12:15, followed by selected players. Members of the media may access game notes and additional information by visiting the football page on Rice's athletics web site, RiceOwls.com.

**RICE QUICK FACTS**

Location | **Houston, Texas 77005**  
 Founded | **1891**  
 Enrollment | **8,500**  
 Nickname | **Owls**  
 Mascot | **Sammy the Owl**  
 Colors | **Blue (281c) and Gray (424c)**  
 Conference | **American Athletic**  
 Stadium | **Rice Stadium (47,000)**  
 Playing Surface | **AstroTurf 3D60H**  
 President | **Reginald DesRoches (California, '90)**  
 Athletics Director | **Tommy McClelland (NWState, '04)**  
 Rice Athletics Phone Number | **713-348-6920**  
 Rice Football Phone Number | **713-348-6900**  
 Ticket Office Phone Number | **713-348-OWLS**

**2023 TEAM INFORMATION**

**Starters Returning/Lost | 16/9**  
**Offense | 7/4**  
**Defense | 8/3**  
**Specialists | 1/2**  
**Lettermen Returning/Lost | 42/24**  
**Offense | 17/13**  
**Defense | 22/8**  
**Specialists | 2/3**

**BACK ON THE ROAD**

Rice returns to the road this week to face UTSA, opening a final three-game stretch of games against opponents who joined the Owls in making the move to the American Athletic Conference this year. Rice opened its first AAC campaign by playing five schools who were returning members of the conference (USF, East Carolina, Tulsa, Tulane and SMU) and will close with games at UTSA and Charlotte on November 18, and wrap up with Florida Atlantic for Senior Day on November 25.

**CHAMPIONSHIP PEDIGREE**

This will be Rice's second game in the last three against a 2022 conference champion, having played 2022 AAC champion Tulane on October 28 and facing two-time C-USA champs UTSA this weekend.

**DANIELS THROUGH NINE**

JT Daniels has thrown for 2,443 yards and 21 touchdowns in the first nine games, his highest yardage total through eight games in his career. His previous best was 2,042 in through nine games last season at West Virginia.

Also notable:

- His 2,443 yards in nine games are the most by an Owl since Tommy Kramer had 2,571 on his way to becoming the first Owl to surpass 3,000 yards in a season in 1976. He finished with 3,317 yards in 11 games and consensus All-American honors.
- His 21 TD passes are a career-high and are tied for the fourth most in a season at Rice while also being one away from tying for 10th on the Rice career list.
- His nine consecutive starts at QB to open the season are the most by an Owl since Tyler Stehling started the first 10 games in 2016.
- Daniels' 434 yards vs. USF are the third most in school history and his 409 yards of total offense at USF were the eighth-best total in school history.
- Daniels and Clement are the only two Rice QBs to twice throw for more than 400 yards in a

**STARTING WITH THE COIN TOSS IN 2023**

Opponent	Captain	Captain	Captain	Captain	Captain	Coin Toss	Kick/Receive	First Offensive Possession	First Defensive Possession	Jersey	Pants	Outcome
at Texas	Anigbogu	Morrison	Pearcy	Servin	-	Rice	Deferred	Field Goal	Turnover on Downs	White	White	L, 10-37
Houston	Anigbogu	Floyd	Pearcy	McCaffrey	-	Houston	Deferred	Touchdown	Interception	Blue	White	W, 43-41 <sup>20T</sup>
Texas Southern	Anigbogu	McCaffrey	Pearcy	Morrison	-	Rice	Deferred	Touchdown	Fumble	Blue	White	W, 59-7
at South Florida	Anigbogu	McCaffrey	Morrison	Servin	-	USF	Deferred	Punt	Field Goal	White	Blue	L, 29-42
East Carolina	Anigbogu	Pearcy	Floyd	Servin	-	ECU	Deferred	Punt	Field Goal	Columbia Blue	White	W, 24-17
Connecticut	Anigbogu	McCaffrey	Pearcy	Morrison	-	UCONN	Deferred	Punt	Missed FG	Blue	White	L, 31-38
at Tulsa	Anigbogu	McCaffrey	Morrison	Servin	-	Tulsa	Deferred	Punt	Turnover on Downs	White	White	W, 42-10
Tulane	Anigbogu	McCaffrey	Pearcy	Servin	-	Rice	Deferred	Punt	Field Goal	Blue	Gray	L, 28-30
SMU	Anigbogu	McCaffrey	Morrison	Floyd	-	Rice	Deferred	Punt	Turnover on Downs	Blue	Blue	L, 31-36
at UTSA												
at Charlotte												
Florida Atlantic												



# GAME TEN - UTSA

game and Daniels is the first to do it twice in the same season. Clement had one in 2007 and another in 2008.

- He bettered his longest career completion in consecutive games with a 70-yard TD to Kobie Campbell vs. TSU and an 80-yard TD to Dean Connors at USF.
- Daniels leads the AAC in TD passes, ranks third in yards, passing efficiency (153.8) and yards per completion (13.5). He is 10th nationally in passing TDs, 21st in yards, 26th in yards per game (271.4) and yards per completion, and 28th in passing efficiency (153.8).

## FIRST QUARTERS

Rice has scored 104 points in the first quarter this season while allowing 37, the most since scoring 81 in 2014 (allowed 97). Rice's +67 scoring margin in the first quarter is the fourth-best at the FBS level. Rice has already outscored the '22 Owls who scored 65 in the first quarter in 13 games in 2022 and were outscored 94-65. The Owls have not outscored the opposition in the first quarter of a full season since 2019 (65-58). They held a 29-0 lead after the first during the shortened (5 games) 2020 season. In full seasons since 1974, Rice has outscored opponents in the first quarter 11 times and has averaged 6.1 wins in those years (67-61-1). In the 37 other full seasons since 1974, they averaged 3.2 wins (120-301-2).

### 1st Quarter Point Differential

1. SMU +97 (118-21)
2. Ole Miss +79 (117-38)
3. Oklahoma +75 (112-37)
4. **Rice +67 (104-37)**
5. Oregon +66 (113-47)

### Most 1st Quarter Points

<i>(since 1974)</i>	
YEAR (record)	Scored (allowed)
2008 (10-3)	145 (84)
2013 (10-4)	132 (51)
<b>2023 (4-3)</b>	<b>104 (37)</b>

## FAST OUT OF THE GATE

Rice has scored on 15 of 25 first-quarter possessions over the last eight games. The Owls have scored on their first possession three times this season and have forced a turnover on four of eight opponents' first possessions and turned each into points. The Owls stopped Texas on fourth down to open the game on September 2 in Austin and then kicked a field goal to take a 3-0 lead. Rice drove to a touchdown against Houston after taking the opening kickoff and Tre'Shon Devones intercepted a deflected pass on the Cougars' first drive to set up Rice's second touchdown. Devones pounced on an errant backward pass on TSU's first play from scrimmage to set up Rice's first touchdown of the night. At Tulsa, Jonathan Jean forced a fumble on a sack which was recovered by De'Braylon Carroll, and two plays later Rice scored to go up 14-0.

## LONG DISTANCE DEAN

Dean Connors is one of two running backs in college football who have at least one carry of 50+ yards and a reception of at least 80 yards.

- His 80-yard TD reception at USF was the longest scoring play for Rice in nine years (Driphus Jackson to Jordan Taylor for 88 yards in 2014) and was also the longest pass reception by an Owls' running back since Quinton Smith and Chase Clement combined on an 80-yard catch and run vs. Houston in 2006.
- His 57-yard burst against SMU was the longest rushing play the Mustangs have allowed this season.
- He is the first Rice running back with at least three plays of better than 50 yards from scrimmage since Austin Walter had four (51 & 70 rushes/two 70 receptions) in 2017.

### RB's w/50+ Rush & 80+ Reception

Name	Rushing	Receiving
Ismail Mahdi, TXState	(65, 56)	(89)
<b>Dean Connors, Rice</b>	<b>(54, 57)</b>	<b>(80)</b>

## BY LAND AND AIR

Dean Connors is second on the team with 35 receptions (for 371 yards), the most by a Rice running back since Austin Walters caught 44 in 2018. The Owls running backs have combined for 47 receptions this year, the most since 2018 (48). The last time Rice running backs combined for more than 50 catches in a season was 2011 (Tyler Smith 39; Sam McGuffie 9, Turner Petersen 7, Jeremy Eddington 5, Charles Ross 3). Connors has three TD receptions this year, the most since Samuel Stewart had three in 2016. The last to have more than three TD receptions was Turner Petersen with four in 2013.

### 300-YARD PASSING GAMES

<b>#18 QB JT Daniels (11)</b>	
<b>432 @USF</b>	<b>Sept. 23, 2023</b>
401 vs. Mississippi State	Nov. 21, 2020
<b>401 vs. Houston</b>	<b>Sept. 9, 2023</b>
392 vs. Cincinnati	Jan. 1, 2021
365 vs. Kansas	Sept. 10, 2022
<b>362 vs. UCONN</b>	<b>Oct. 7, 2023</b>
349 vs. Notre Dame	Nov. 24, 2018
<b>342 @Tulsa</b>	<b>Oct. 19, 2023</b>
337 @UCLA	Nov. 17, 2018
322 @Texas	Sept. 15, 2018
303 vs. South Carolina	Sept. 18, 2021

### 100-YARD RUSHING GAMES

<b>#30 RB Ari Broussard (1)</b>	
186 @Charlotte	Nov. 6, 2021
<b>#0 RB Dean Connors (1)</b>	
120 @Tulsa	Oct. 19, 2023
<b>#8 RB Juma Otoviano (2)</b>	
224 vs. Old Dominion	Nov. 24, 2018
111 @ Southern Miss	Oct. 31, 2020

### 100-YARD RECEIVING GAMES

<b>#82 TE Matt Hall (1)^</b>	
100 @SW Baptist	Oct. 16, 2021
<i>^ at Truman State</i>	
<b>#10 WR Luke McCaffrey (5)</b>	
<b>199 @USF</b>	<b>Sept. 23, 2023</b>
171 @ Louisiana Tech	Oct. 22, 2022
121 @Houston	Sept. 24, 2022
105 vs. Louisiana	Sept. 17, 2022
<b>100 vs. UCONN</b>	<b>Oct. 7, 2023</b>
<b>#84 TE Ethan Powell (5)^</b>	
156 @ Austin	Oct. 29, 2022
150 @Howard Payne	Oct. 15, 2022
144 vs. Texas Lutheran	Nov. 5, 2022
111 vs. McMurry	Sept. 24, 2022
103 @Bellhaven	Sept. 10, 2022
<i>^ with Southwestern</i>	
<b>#11 WR Tyson Thompson (2)^</b>	
113 vs. Northwestern State	Nov. 6, 2021
103 vs. Incarnate Word	Oct. 30, 2021
<i>^ with HBU</i>	

### 10-RECEPTION GAMES

<b>#10 WR Luke McCaffrey (2)</b>	
10 vs. Louisiana	Sept. 17, 2022
10 @ Louisiana Tech	Oct. 22, 2022

### 10+ TACKLE GAMES

<b>#11 LB Chris Conti (3)</b>	
11 @ Houston	Sept. 24, 2022
<b>11 @USF</b>	<b>Sept. 23, 2023</b>
10 @Louisiana Tech	Oct. 22, 2022
<b>#41 S Plae Wyatt (2)</b>	
<b>12 vs. Tulane</b>	<b>Oct. 28, 2023</b>
<b>10 vs. UCONN</b>	<b>Oct. 7, 2023</b>
<b>#22 S Jonathan Jean (1)</b>	
<b>11 vs. Tulane</b>	<b>Oct. 28, 2023</b>
<b>#33 LB Myron Morrison (1)</b>	
15 @ FAU	Oct. 15, 2022
<b>11 @USF</b>	<b>Sept. 23, 2023</b>
<b>#12 DE Josh Pearcy (1)</b>	
11 vs. Southern Miss	Oct. 2, 2021
<b>#26 CB Gabriel Taylor (1)</b>	
10 @UAB	Oct. 23, 2021

**MILESTONE WATCH**

**PASSING YARDS**

**GAME**

1	Chase Clement vs. Tulsa (N 24, 2007)	541
2	Chase Clement vs. Southern Miss (O 18, 2008)	444
<b>3</b>	<b>JT Daniels @USF (S 23, 2023)</b>	<b>432</b>
4	Tommy Kramer vs. Houston (N 27, 1976)	409
5	Tyler Stehling vs. PV A&M (O 22, 2016)	407
6	Nick Fanuzzi vs. UTEP (N 5, 2011)	405
<b>7</b>	<b>JT Daniels vs. Houston (S 9, 2023)</b>	<b>401</b>
8	Tommy Kramer vs. Texas (O 2, 1976)	397
9	Chase Clement vs. UTEP (N 3, 2007)	395
10	Tommy Kramer vs. SMU (N 6, 1976)	386

**SEASON**

1	Chase Clement (2008)	4,119
2	Chase Clement (2007)	3,377
3	Tommy Kramer (1976)	3,317
4	Driphus Jackson (2014)	2,842
<b>5</b>	<b>JT Daniels (2023)</b>	<b>2,443</b>

**ATTEMPTS**

**SEASON**

1	Chase Clement (2007)	508
2	Tommy Kramer (1976)	501
3	Chase Clement (2008)	490
4	Randy Hertel (1977)	356
5	Driphus Jackson (2014)	331
6	Taylor McHargue (2012)	325
7	Taylor McHargue (2013)	324
8	Bruce Gadd (1972)	322
9	Driphus Jackson (2015)	316
	Tyler Stehling (2016)	316
	<b>JT Daniels (2023)</b>	<b>287</b>

**COMPLETIONS**

**SEASON**

1	Chase Clement (2008)	326
2	Chase Clement (2007)	300
3	Tommy Kramer (1976)	269
4	Taylor McHargue (2012)	194
5	Tyler Stehling (2016)	192
6	Driphus Jackson (2014)	191
7	Driphus Jackson (2015)	185
<b>8</b>	<b>JT Daniels (2023)</b>	<b>181</b>

**PASSING TOUCHDOWNS**

**SEASON**

1	Chase Clement (2008)	44
2	Chase Clement (2007)	29
3	Driphus Jackson (2014)	24
4	Tommy Kramer (1976)	21
	Michael Calhoun (1981)	21
	Chase Clement (2006)	21
	<b>JT Daniels (2023)</b>	<b>21</b>

**CAREER**

1	Chase Clement (2005-08)	99
7	Michael Calhoun (1981-82)	26
8	Quentis Roper (1985-88)	23
	Josh LaRocca (1991-95)	23
10	Nick Fanuzzi (2009-11)	22
	<b>JT Daniels (2023)</b>	<b>21</b>

**PEYTON'S PLACE**

Peyton Stevenson is one of 13 players to have blocked two kicks this season, and one of four (Devin Grant of Buffalo; Jer'Zhan Newton, Illinois; DeVonne Harris, Wyoming) to block of both a punt and a place kick. Stevenson blocked a PAT vs. UConn and then set up Rice's first touchdown vs. SMU with a blocked punt. It was the first time the Owls have returned a block punt for a touchdown since 2012 when Sam McGuffie blocked a Tulsa punt, then recovered it and returned it for a score. Stevenson is the first Owl to have multiple blocked kicks in a season since Christian Covington in 2013.

**THE KICKOFF GAME**

Enoch Gota has 19 touchbacks on 28 kickoffs while averaging 64.5 per kick since moving into the starting role vs. UConn. He has allowed just one return in his last three games. the Owls KO return defense is ranked third in the conference and 27th in the latest NCAA stats, allowing 17.1 yards per return, the lowest average for the Owls since they finished the 2018 season ranked fifth with an average of 16.12. Opponents have returned 1 kickoff for 18 yards in the last two games. Quinton Jackson moved into the AAC lead in kick returns after taking over vs. UConn. He is averaging 24.3 yards per return, including a career-best, 44-yard effort vs. SMU. He returned four kickoffs for a career-high 114 yards, with a long of 41 yards vs. UConn. Jackson's effort was the best by an Owl since Juma Otoviano totaled 123 yards on five returns vs. LA Tech in 2021 while is 41-yard return was the longest since Otoviano dashed 50 yards on a return vs. UAB in 2021.

**OVERDUE RETURN**

Rice has not returned an unblocked punt for a touchdown in over 25 years. LaDouphyous McCalla took one 84 yards for a score against TCU on Nov. 8, 1997. Chike Anigbogu's 15-yard return of a Peyton Stevenson block vs. SMU was the Owls first since Sam McGuffie's block and recovery at Tulsa on October 20, 2012.

**MAKING THEM COUNT**

Rice has scored eight touchdowns off 11 turnovers this season. The Owls have scored 56 points this year off turnovers while yielding just 35 on 14 turnovers. Rice scored 48 points off 18 turnovers in 13 games last year while opponents scored 101 points on 32 Owls' turnovers.

**QUICK STRIKES**

The Owls' third TD vs. Tulane took only 55 seconds, their ninth scoring drive this season of less than a minute this year, which is tied with ODU for the most in the nation.

**Most Scoring Drives under 1:00**

School	Number
1. ODU	9
Rice	
3. UTSA	7
4. Navy	6
Oregon	
6. Maryland	5
UAB	
New Mexico	
Georgia Tech	
10. Arkansas State	4
Iowa State	
New Mexico	

Five of those drives have come in the first quarter, two in the third and one in the second and fourth. Two have been on one play, four on two plays, two on three and the most plays the Owls have run in a scoring drive of less than 1:00 was six, as Rice covered 74 yards in :36 just before halftime at Tulsa.

**OWLVISION 2023**

Saturday's game at UTSA will be the seventh in 10 games this year over linear outlets for Rice, the most since the Owls appeared eighth times in 14 games in 2013.

Opp	Network	Broadcasters
Texas	FOX	Jason Benetti/Brock Huard/Allison Williams
Houston	NFLN	Doug Sherman/Tyoka Jackson
USF	ESPN	Jay Alter/Rene Ingoglia
Tulsa	ESPN 2	Jay Alter/Rene Ingoglia/Lericia Harris
Tulane	ESPN 2	Drew Carter/Brock Osweiler/Kayla Burton
SMU	ESPN	John Schriffen/Charles Arbuckle/Dawn Davenport
UTSA	ESPN	Drew Carter/Dustin Fox

**PRODUCTIVE YEARLINGS**

Thirteen of the Owls 40 touchdowns have been scored by either true or redshirt freshmen (8 by true freshmen, 4 by redshirt freshmen). True freshman **RB Daelen Alexander** is third on the team six TDs. Redshirt freshmen wide receivers **Rawson MacNeill** and **Braylen Walker** have two each as does freshman WR **Landon Ransom-Goelz**, while quarterback **Chase Jenkins** who along with Ransom-Goelz were two of the group of four freshmen who were the first-ever early admits at Rice last January.



## SHARING THE WEALTH

**JT Daniels** has connections of at least 30 yards with 10 different receivers in the first seven games (**Jack Bradley, Kobie Campbell, Dean Connors, Boden Groen, Rawson MacNeill, Luke McCaffrey, Landon Ransom-Goelz, Juma Otoviano, Matt Sykes** and **Braylen Walker**). Seven Owls are in double-figures in receptions through seven games, the most since they had nine in 12 games in 2016.

## 4TH DOWN D

Rice ranks 37th nationally overall and third in the AAC in 4th Down Defense, allowing only nine conversions in 22 attempts. The 13 stops on fourth down this season match the most by a Mike Bloomgren team and the most by the Owls since they stopped 15 of 20 in 2015. The Owls were 9/19 when defending fourth downs last year. After allowing a pair of conversions in the first half, Rice forced ECU to turn the ball over on downs four times in as many attempts in the second half, three of them in the final four minutes.

## PRESSURIZED

Rice was credited with 31 combined total pressures by PFF against ECU (20 hurries, 8 hits, and three sacks). Myron Morrison, Josh Percy, De'Braylon Carroll, and Jordan Campbell were each credited with five total pressures. Carroll, Campbell, and Percy were each credited with four hurries. Morrison's five total pressures (three hurries and two QB hits) came on 12 pass rushes, while Campbell's four hurries and one hit came on 24 rushes. Campbell leads the team with 21 total pressures and 14 hurries while Coco's 20 total pressures are second and he is tied for the team lead with 13 hurries. Percy and Morrison are tied for third with 18 TP and Percy leads the team with five QB hits.

## MOUNTING LOSSES

The Owls have 47 TFLs which are divided between 21 Owls. Rice opened the year with three sacks against a Texas offensive line that returned all five starters and allowed only eight sacks last season. De'Braylon Carroll was credited for 1.5 sacks and his solo sack against Outland and Lombardi Award Watch list member LT Kelvin Banks, Jr. was only the second he's allowed in his career. Carroll's 2.5 sacks this year are tied with Coleman Coco for the team lead. Coco had a career-high two sacks vs. Houston. Josh Percy leads the team with 6.5 TFL. Coco is second with 5 and has at least one TFL in six of nine career games vs. FBS opponents (2 sacks vs. Houston, 1.5 TFL vs. ECU, .5 sack at Texas, .5 TFL at USF, .5 sack vs. Tulsa this season and .5 TFL at Stanford in 2022).

## INNAUGURAL POINTS

True freshman **Daelen Alexander's** first career reception in the first quarter at USF allowed him to score Rice's first points in an AAC game. Each of the Owls initial touchdowns in their previous conferences came on the ground. After being shut out in its first two SWC games in 1915, the Owls' first touchdown in the conference was scored by **W. Edward "Mick" Brown** in a 7-0 win over Texas A&M at Houston's West End Park on 11/8/1915 (*The recap of the game in the Houston Chronicle did not provide the yardage*). **Spencer George** scored the Owls' first points in the WAC on a four-yard run in the second quarter after Air Force had taken a 14-0 lead on 9/28/96. **Brennan Landry's** 43-yard field goal late in the first quarter against UAB on 10/1/05 provided the Owls first points in C-USA action and fullback **Andrew Cates** scored Rice's first C-USA touchdown on a one-yard run in the second quarter.

## HONORS PARADE

**JT Daniels** became the first Owl to win an AAC weekly football honor when he was named the conference offensive player of the week after his 401-yard passing effort against Houston. Daniels is the first Owl to capture a conference offensive weekly award since Wiley Green was named the C-USA Offensive Player of the Week for his efforts in Rice's win at UAB in 2021. Daniels was also honored by the Manning Award, the Davey O'Brien Award and the Earl Campbell Tyler Rose Award as part of their weekly honor roll and he was added to the O'Brien Award Watch list. **Luke McCaffrey's** one-handed, 32-yard TD reception from Daniels was named the Pop-Tarts "Crazy Good" Play of the Week by the Football Writers of American in conjunction with Florida Citrus Sports and the Pop-Tarts Bowl. Running back **Daelen Alexander** received honorable mention recognition from the Doak Walker Award in their weekly honorees after scoring three touchdowns against Houston. **Mike Bloomgren** was named On3.com's National Coach of the Week and **Marques Tuiasosopo** was named their coordinator of the week for their efforts vs. Houston.

## AWARD LISTS

JT Daniels has been named to the Davey O'Brien Award's Class of 2023 and is one of 35 QBs in contention for the award. Chike Anigbogu has been nominated for the Burlworth Trophy which goes to the top player who began his career as a walk-on.

## MILESTONE WATCH

### TOTAL OFFENSE

GAME	(RUSH-PASS)
1 Chase Clement vs. Tulsa (N 24, 2007)	601 (60-541)
2 Chase Clement vs. UTEP (N 3, 2007)	491 (103-395)
3 Chase Clement vs. Memphis (O 20, 2007)	488 (124-364)
4 Taylor McHargue vs. Marshall (S 22, 2012)	467 (153-314)
5 Chase Clement vs. USM (O 18, 2008)	466 (444-22)
6 Chase Clement vs. Army (N 8, 2008)	459 (87-372)
7 Chase Clement vs. Houston (N 29, 2008)	439 (381-58)
<b>8 JT Daniels at USF (S 23, 2023)</b>	<b>409 (433- -23)</b>

### SEASON

SEASON	(RUSH-PASS)
1 Chase Clement (2008)	4,812 (693-4,119)
2 Chase Clement (2007)	3,912 (538-3,377)
3 Tommy Kramer (1976)	3,272 (-45-3,317)
4 Driphus Jackson (2014)	3,243 (401-2,842)
5 Taylor McHargue (2012)	2,874 (665-2,209)
6 Taylor McHargue (2013)	2,809 (464-2,345)
7 Driphus Jackson (2015)	2,515 (167-2,348)
8 Tyler Stehling (2016)	2,358 (308-2,049)
<b>9 JT Daniels (2023)</b>	<b>2,378 (-65-2443)</b>

### TOUCHDOWNS

SEASON	(RUSH-PASS)
1 Chase Clement (2008)	56 (12-44)
2 Chase Clement (2007)	37 (8-29)
3 Tommy Kramer (1976)	25 (4-21)
Chase Clement (2006)	25 (4-21)
Driphus Jackson (2014)	25 (1-24)
6 Taylor McHargue (2012)	23 (11-12)
7 Michael Calhoun (1981)	22 (1-21)
Taylor McHargue (2013)	22 (5-17)
<b>JT Daniels (2023)</b>	<b>22 (1-21)</b>

### PLAYS

SEASON	(RUSH-PASS)
1 Chase Clement (2007)	652 (144-508)
2 Chase Clement (2008)	644 (154-490)
3 Tommy Kramer (1976)	562 (61-501)
4 Taylor McHargue (2012)	489 (164-325)
5 Taylor McHargue (2013)	481 (157-324)
6 Driphus Jackson (2014)	452 (121-331)
7 Driphus Jackson (2015)	424 (108-316)
8 Tyler Stehling (2016)	417 (101-316)
9 Randy Hertel (1977)	403 (56-357)
10 Michael Calhoun (1981)	401 (168-233)
<b>JT Daniels (2023)</b>	<b>312 (25-287)</b>

### PATs MADE

SEASON	
1 Clark Fangmeier (2008)	73
2 Chris Boswell (2013)	47
3 Clark Fangmeier (2007)	46
4 Chris Boswell (2012)	45
5 Chris Boswell (2010)	41
6 Chhristian VanSickle (2022)	38
<b>7 Tim Horn (2023)</b>	<b>37</b>

**MILESTONE WATCH**

**RECEPTIONS**

**CAREER**

1	Jarett Dillard (2005-08)	292
9	Doug Cunningham (1975-78)	117
10	Ed Lofton (1973-75)	112
<b>11</b>	<b>Larry Davis (1967-69)</b>	<b>103</b>
	Luke McCaffrey (2021-present)	103

**RECEIVING YARDS**

**CAREER**

1	Jarett Dillard (2005-08)	4,138
8	Bradley Rozner (2019-22)	1,676
9	Doug Cunningham (1975-78)	1,522
10	Vance McDonald (2009-12)	1,513
	<b>Luke McCaffrey (2021-present)</b>	<b>1,423</b>

**SEASON**

1	James Casey (2008)	1,329
2	Jarett Dillard (2008)	1,310
3	Jarett Dillard (2006)	1,247
4	Jarett Dillard (2007)	1,057
5	David Houser (1976)	931
6	Eric Henley (1989)	900
7	Bradley Rozner (2022)	876
8	Jordan Taylor (2013)	848
9	Jordan Taylor (2014)	842
10	Jordan Taylor (2012)	826
	<b>Luke McCaffrey (2023)</b>	<b>692</b>

**GAME**

1	James Casey at Memphis (S 6, 2008)	208
<b>2</b>	<b>Luke McCaffrey at USF (S 23, 2023)</b>	<b>199</b>
3	David Houser at Florida (N 20, 1976)	196
4	Jordan Taylor vs. UTEP (O 26, 2013)	185
5	Doug Cunningham at TCU (O 9, 1976)	175
6	James Casey vs. Houston (N 29, 2008)	172
7	Jarett Dillard at Army (S 30, 2006)	171
	<b>Luke McCaffrey at LA Tech (O 22, 2022)</b>	<b>171</b>
9	David Houser at Texas A&M (O 23, 1976)	170
10	Ben Wiggins at SMU (N 15, 2003)	168
	Jarett Dillard vs. UTEP (N 3, 2007)	168

**TOUCHDOWN RECEPTIONS**

**CAREER**

1	Jarett Dillard (2005-08)	60
2	Jordan Taylor (2011-14)	20
3	David Houser (1974, 1976-78)	18
4	James Casey (2007-08)	17
5	Eric Henley (1988-91)	16
6	Kenneth Roy (1973-76)	15
	Vance McDonald (2009-12)	15
	Bradley Rozner (2019-22)	15
	<b>Luke McCaffrey (2021-present)</b>	<b>15</b>

**SEASON**

1	Jarett Dillard (2006)	21
2	Jarett Dillard (2008)	20
3	Jarett Dillard (2007)	14
4	James Casey (2008)	13
5	Bradley Rozner (2022)	10
6	Kenneth Roy (1976)	9
	<b>Luke McCaffrey (2023)</b>	<b>9</b>

**FASTEST TO 1K**

With his 199 yards at South Florida, Luke McCaffrey surpassed 1,000 in receptions in 15 games, the second-fewest games in school history. David Houser topped 1,000 yards in his 14th career game thanks to a 196-yard effort at Florida in 1976.

Name	Games	Career yards (rank)
David Houser	14	2,358 (3rd)
Luke McCaffrey*	15	1,415 (NA)
James Casey	16	1,914 (5th)
Jarett Dillard	16	4,138 (1st)
Bradley Rozner	17	1,676 (8th)
Eric Henley	17	2,199 (4th)
Jordan Taylor	20	2,585 (2nd)

\*played only two snaps at WKU in 2022

**ROAD MILESTONE**

The Owls' 42-10 win at Tulsa was their first AAC road win in their second away game this year, matching their earliest road success in any conference. They won their second road game in the WAC by defeating New Mexico 38-21 on 10/5/96.

**BIG NIGHT**

Daelen Alexander set a school record by scoring 14 points in overtime vs. Houston on pair of short touchdown runs and then the decisive two-point conversion. He is only the second Owl to score twice in OT. Jarett Dillard caught a pair of touchdowns passed from Chase Clement at Tulsa in 2006, the second one to give Rice a walk-off win. Alexander added a third touchdown earlier in the game, the most by a true freshman on the ground since Jeremy Eddington scored four times vs. East Carolina in 2010.

**GETTING OUT OF THE BACKFIELD**

Dean Connors nearly matched his 2022 season output for receptions (8) with seven catches against Houston for 84 yards and Juma Otoviano added one catch for 35 yards to give Rice running backs eight catches for 119 yards vs. Houston. Connors' seven receptions were the most by a Rice running back since Tyler Smith had eight receptions vs. UTEP in 2011 and he matched that with seven vs. SMU.

**THE BIGGEST BREAKUP**

Jonathan Joseph's breakup of Houston's attempt at a tying two-point conversion on Saturday night was the seventh by the Owls in the game, their highest total since they knocked away seven at UAB in 2021. The Owls have 13 breakups in the first three games this year, compared with nine at the

same point last year. Sean Fresch, the Owls active leader with 16, leads the team with four this year, including three vs. Houston.

**MAJOR PLAYERS**

12 of the Owls starting 22 are pursuing master's degrees, including 11 who are enrolled in the the Jones School of Business MBA program. All four starters on the Owls defensive front are enrolled in the MBA program as are six of the team's seven captains. Here's the breakdown of the majors of the starting 22:

QB	JT Daniels	MBA
RB	Juma Otoviano	Master of Global Affairs
WR	Luke McCaffrey	MBA
WR	Kobie Campbell	Business
TE	Jack Bradley	MBA
TE	Boden Groen	Business
LT	Clay Servin	MBA
RT	Ethan Onianwa	Bioengineering
LG	Brant Banks	MBA
RG	Lavel Dumont	Visiting PB
C	Braedon Nutter	Business
DE	Josh Percy	MBA
DE	Coleman Coco	MBA
DT	De'Braylon Carroll	MBA
NG	Izeya Floyd	MBA
LB	Myron Morrison	MBA
LB	Chris Conti	Business
S	Jonathan Jean	Business
S	Plae Wyatt	Sport Management
S	Gabe Taylor	Sport Management
CB	Tre'shon Devones	MBA
CB	Sean Fresch	Sport Management

**FIRST STARTS**

OT Miguel Cedeno made his first career start vs. ECU. Brad Baur made his first career start vs. TSU. CB Jo Jo Jean made his starting debut vs. Houston. RB Dean Connors, WR Rawson McNeill, WR Landon Ransom-Goelz, and S Marcus Williams made their first career starts at Texas while OL Brant Banks, DE Coleman Coco, QB JT Daniels and OL Lavel Dumont made their Rice starting debuts.

**SIXTH YEAR ON SOUTH MAIN**

At the opposite end of the spectrum from 42 newcomers, three Owls will return to Rice for their sixth season. Running back Juma Otoviano and offensive tackle Clay Servin each saw action in four games as true freshmen in 2018 while retaining their redshirts and running back Ari Broussard, who joined the squad at the start of camp in August of 2018 as a walk-on, made his debut against LSU.

**SEVEN CAPTAINS IN '23**

The members of the Rice Football team selected seven teammates to serve as captains for the





# GAME TEN - UTSA

2023 season. Quarterback JT Daniels, wide receiver Luke McCaffrey and offensive tackle Clay Servin were named captains on offense, defensive tackle Izeya Floyd, linebacker Myron Morrison and rush end Josh Percy will serve as captains on defense while safety Chike Anigbogu will captain the Owls' special teams. The seven captains are the largest number for any season in school history. The Owls have named five captains for a season eight times, including each of the last three years. Percy is a repeat selection as a captain after being named captain of the special teams in 2022. Four of the captains (Floyd, Morrison, Percy, and Servin) signed with Rice out of high school while Anigbogu was a recruited walk-on. McCaffrey and Daniels came to Rice as transfers. Six of the seven have already received their undergraduate degrees.

## SETTLING UNDER CENTER

Rice has seen 14 different quarterbacks make at least one start since 2017, including three in five of the last seven seasons (and started two in the five games in 2020). TJ McMahon made nine consecutive starts last year, the most for a Rice QB since Tyler Stehling started the first 11 games of 2016 before suffering an injury and missing the finale. Driphus Jackson is the last QB to start an entire season for the Owls (12 games in 2015) and made 25 consecutive starts at QB from 2014-15.

## ON THE RECEIVING END

Luke McCaffrey and JoVoni Johnson have made the successful jump from quarterback to wide receivers for the Owls. McCaffrey led the team with 58 receptions and 903 all-purpose yards while finishing second in 723 yards and six touchdown receptions on his way to being named the winner of the George Martin Award as the team MVP. McCaffrey made three starts for Rice at QB and played in nine games in 2021 and played 11 games (two starts) under center at Nebraska in 2019 and 2020. JoVoni Johnson, who made a pair of starts for the Owls at quarterback, including Rice's shutout of #15 Marshall in 2020 before moving to wide receiver, closed out an impressive spring camp by leading the team with seven catches for 96 yards.

## WALK-ONS

Rice's current depth chart includes 11 players on the top two units who came to Rice as walk-ons. Fullback Micah Barnett and running back Ari Broussard on offense; linebackers Chike Anigbogu and Andrew Awe, defensive end Demone Green, cornerback Tre'Shon Devones and safety Daveon Hook on defense in addition to punter Connor Hunt, kicker Enock Gota and deep snappers Wyatt Freeman and Colby Connell.

## COACHING STAFF UPDATES

Rice added five new position coaches this year who bring a combined 60 years of experience at the FBS and NFL levels in addition to one of the most successful high school coaches in Texas over the past decade. Pete Alamar joins the Owls as the Associate Head Coach and Special Teams Coordinator and has worked at the FBS level since 1995. He and Dunleive Family Head Coach Mike Bloomgren were both members of David Shaw's staff at Stanford from 2012-2017. Running backs coach John Settle joined the Owls from Kentucky and has 28 years of coaching experience in college and the NFL. Cornerbacks coach Jeremy Modkins came to South Main after one season as a defensive analyst after coaching at his alma mater (TCU) for the previous eight seasons. New linebacker coach Jon Kay made the move from the high school ranks to Rice from North Shore High School where he compiled a 117-18 record while winning for 6A state titles, including a national title from Max Preps in 2018 while his 2022 team that was the runner up was ranked eighth in the nation by USA Today. His impact on the Rice program precedes his joining the staff as he recommended the Owls recruit nose guard De'Braylon Carroll out of Duncanville after Carroll's play against North Shore in the 2019 state title game. Tight end coach Lucas Reed moves up from a quality control position to round out the staff. Reed has been a member of the Owls staff as both a GA and quality control coach since 2018.

## BOOTH OR FIELD

New tight ends coach Lucas Reed is the only position coach working in the coaches' booth on game days, the remainder of coordinators and position coaches will be on the sidelines.

## DEGREES IN HAND

21 Owls have completed their undergraduate work, including 11 who earned their degrees at Rice (Jack Bradley, Ari Broussard, De'Braylon Carroll, Tre'Shon Devones, Izeya Floyd, Luke McCaffrey, JoVoni Johnson-McCray, Myron Morrison, Juma Otoviano, Josh Percy and Clay Servin).

## IN THE LEAGUE

Rice had a record 11 players active in the league in 2021 and saw 10 active in 2022. The Owls had 10 players in training camps this year. (Myles Adams, Calvin Anderson, Chris Boswell, Christian Covington, Ikenna Enechukwu, Jack Fox, Elijah Garcia, Nick Leverett, Austin Trammell, Austin Walter). Covington (6th round Houston 2015) is the only one of to enter the league via the draft. While not producing recent draft picks, the Owls have seen at least one former player make his debut as a non-drafted free agent in each of the last five and seven of

## INTERCEPTION RETURNS

### YARDS

#### CAREER

1	Dan Dawson (1998-2001)	352
2	Huey Keeney (1945-48)	200
3	Sean Washington (1991-93)	199
4	Bruce Henley (1971-73)	197
5	Nathan Bennett (1990-93)	190
	LaDouphyous McCalla (1994-98)	190
7	Brian Patterson (1981-83)	179
8	<b>Gabriel Taylor (2020-Present)</b>	<b>178</b>

## 3K PASSERS

Rice has seen three quarterbacks throw for over 3,000 yards in school history. Here's the game log for each individual season:

### 1. Chase Clement, 2008 **4,119**

Date	Opponent	Com	Att	Yards
8/29	SMU	24	37	258
9/6	@Memphis	26	44	318
9/13	@Vanderbilt	25	39	299
9/20	@Texas	25	37	254
9/27	North Texas	22	28	298
10/4	@Tulsa	22	42	321
10/18	Southern Miss	30	43	444
10/25	@Tulane	20	25	168
1/1	@UTEP	28	41	372
<i>9-game totals</i>		<i>198</i>	<i>299</i>	<i>2474</i>

11/8	Army	21	28	384
11/22	Marshall	25	41	315
11/29	Houston	28	41	381
12/30	WMichigan	30	44	307
13 Games		326	490	4119

### 2. Chase Clement, 2007 **3,377**

Date	Opponent	Com	Att	Yards
9/1	Nicholls State	11	28	101
9/8	@Baylor	20	25	207
9/15	Texas Tech	20	37	212
9/22	@Texas	18	32	220
10/3	@Southern Miss	9	20	67
10/13	@Houston	24	44	355
10/20	Memphis	28	44	289
10/27	@Marshall	29	48	281
11/3	Texas-El Paso	32	58	395
<i>9-game totals</i>		<i>191</i>	<i>306</i>	<i>2027</i>

11/10	@SMU	35	52	364
11/17	Tulane	34	54	345
11/24	Tulsa	40	66	541
12 Games		300	508	3377

### 3. Tommy Kramer, 1976 **3,317**

Date	Opponent	Com	Att	Yards
9/18	Utah	28	43	319
9/25	@LSU	10	33	81
10/2	Texas	34	57	397
10/9	@TCU	27	46	342
10/16	Texas Tech	27	46	272
10/23	@Texas A&M	24	60	376
10/30	@Arkansas	21	39	252
11/6	SMU	29	45	386
11/13	Baylor	13	34	156
<i>9-game totals</i>		<i>213</i>	<i>403</i>	<i>2571</i>

11/20	@Florida	29	47	327
11/27	Houston	27	51	409
11 Games		269	501	3317

## 2023 HONORS

### Daelen Alexander

Doak Walker Award POW Honorable Mention (9/11)

### Chike Anigbogu

AFC A Good Works Team nominee  
Burlesworth Trophy nominee

### Andrew Awe

CFN Preseason 2nd team All-AAC special teams

### Jack Bradley

East-West Shrine Bowl Preseason List  
Phil Steele Preseason 4th team All-AAC  
Athlon Sports Preseason 4th team All-AAC  
CFN Preseason Honorable Mention All-AAC

### De'Braylon Carroll

Athlon Sports Preseason 4th Team All-AAC

### Dean Connors

AAC Honor Roll (10/23)

### JT Daniels

AAC Offensive Player of the Week (9/11)  
AAC Honor Roll (9/18)  
Manning Award Honor Roll (9/11)  
Davey O'Brien Award Great 8 (9/11, 10/23)  
Davey O'Brien Award Midseason Watch List  
Senior Bowl Watch List  
East-West Shrine Bowl Preseason List  
Earl Campbell Tyler Rose Award Watch List

### Jordan Dunbar

Athlon Sports Preseason 4th team All-AAC  
CFN Preseason Honorable Mention All-AAC

### Sean Fresch

Phil Steele Preseason 2nd team All-AAC (PR)  
Phil Steele Preseason 4th team All-AAC (CB)  
CFN Preseason Honorable Mention All-AAC

### Tim Horn

CFN Preseason 1st team All-AAC (KOS)

### Luke McCaffrey

East-West Shrine Bowl Invitee  
Campbell Trophy Semifinalist  
AAC Honor Roll (9/25)  
East-West Shrine Bowl Texas Player of the Week (9/26)  
Senior Bowl Watch List  
Lone Star Player of the Year Watch List  
Phil Steele Preseason 2nd team All-AAC  
Athlon Sports Preseason 2nd team All-AAC  
PFF Preseason 1st Team All-AAC  
Dave Campbell's Texas Football All-Texas 2nd team  
CFN Preseason 3rd team All-AAC

### Myron Morrison

Wuerffel Trophy nominee  
Phil Steele Preseason 3rd team All-AAC  
Athlon Sports Preseason 4th team All-AAC  
PFF Preseason 2nd team All-AAC  
CFN Preseason 3rd team All-AAC

### Ethan Onianwa

Phil Steele Preseason 2nd team All-AAC  
CFN Preseason 3rd team All-AAC

### Josh Pearcy

AAC Honor Roll (10/23)  
Lombardi Award Watch List  
Senior Bowl Watch List  
Phil Steele Preseason 1st team All-AAC  
Athlon Sports Preseason 2nd team All-AAC  
CFN Preseason 2nd team All-AAC

### Clay Servin

Outland Award Watch List  
Lone Star Player of the Year Watch List  
Phil Steele Preseason 3rd team All-AAC  
Athlon Sports Preseason 2nd team All-AAC  
PFF Preseason 3rd team All-AAC  
CFN Preseason 3rd team All-AAC

### Gabriel Taylor

East-West Shrine Bowl Preseason List  
Phil Steele Preseason 4th team All-AAC  
Athlon Sports Preseason 4th team All-AAC  
PFF Preseason 2nd team All-AAC  
CFN Preseason 1st team All-AAC

the last eight years:

### RICE UFA's to the NFL

NAME	TEAM	YEAR
Chris Boswell*	PIT	2015
Bryce Callahan	CHI	2015
Jordan Taylor	DEN	2016
Emmanuel Ellerbee	LAC	2018
Austin Walter	NYG	2019
Calvin Anderson	DEN	2020
Jack Fox*	DET	2020
Myles Adams	SEA	2021
Nick Leverett	TB	2021
Austin Trammell	ATL	2021
Elijah Garcia	DEN	2022

\*Pro Bowl selection

## HIGH CEILING GUYS

Of the 15 Rice products who have played in the NFL since 2013, Chris Boswell is the only one of those eight who came to Rice with more than two stars by any recruiting service (three stars by Rivals).

## BONUS BALL

Rice is 8-9 all-time in overtime games, including a 4-4 mark on the road and a 4-5 mark at home. The Owls have won four of the last five road overtime games. Rice's first OT game came in 1998 when they beat SMU 23-17.

DATE	OPP	RESULT
9/5/98	SMU	W, 23-17
9/2/00	Houston	W, 30-27
10/20/01	Nevada	W 33-30
10/28/01	@LA Tech	L, 41-38
9/13/03	@Duke	L, 27-24
11/13/04	@UTEP	L, 35-28*
11/11/06	@Tulsa	W, 41-38*
9/22/12	Marshall	L, 54-51
10/5/13	@Tulsa	W, 30-27
11/21/13	@UAB	W, 37-34
9/24/16	North Texas	L, 42-35*
9/28/19	LA Tech	L, 23-20
10/24/20	Middle Tennessee	L, 34-40*
10/30/21	North Texas	L, 30-24
11/6/21	@Charlotte	L, 31-24
10/22/22	@LA Tech	W, 42-41
9/9/23	Houston	W, 43-41*

\*Two Overtimes

## CONTROLLING THE CLOCK

In five seasons at Rice, Mike Bloomgren's offenses have not averaged less than 31:28 per game in time of possession and have averaged at least 32:40 in four of five seasons: 2018, 32:41; 2019, 31:28; 2020, 36:00; 2021, 33:14; 2022: 32:48.

## CASEY INDUCTED IN RICE HALL OF FAME

James Casey's improbable path from released

minor league pitcher to college football standout has led him to a spot in Rice's Athletics Hall of Fame. Casey is one of seven individuals who comprise the 2023 class inducted on October 27. After retiring from baseball in the summer of 2006, he came to South Main as a member of the 2007 recruiting class and needed just two years to become the most dominant, do-it-all tight end in Rice Football history. A consensus All-Conference USA honoree as a senior, he recorded 157 receptions and 1,914 yards both of which rank fifth on the school's all-time list, while his 17 touchdowns rank fourth. In 2008, had one of the most dominant seasons by a tight end in NCAA history, recording a school-record 111 receptions and 1,329 yards, while scoring 13 touchdowns. His 111 receptions are also the most by a tight end in NCAA history. Casey also set a school record with 208 receiving yards at Memphis. He added 11 touchdowns on the ground. He caught at least one pass in his last 22 games and had at least five catches in each of his last 19 contests. Casey became the first player in NCAA history to have two games in which he threw a touchdown pass, caught a touchdown pass and rushed for a score in the same game (at Tulsa and vs. Houston). Following his Rice career, Casey was drafted by the Houston Texans in the fifth round of the 2009 NFL Draft. In seven NFL seasons with the Texans, Philadelphia Eagles and Denver Broncos, he caught 72 passes for 842 yards and six touchdowns. Casey has spent the last eight years as an assistant on both the collegiate and pro level, spending the last five as the tight ends coach with the Cincinnati Bengals.

## BOZ/SENIOR BOWL 75

Chris Boswell, who is entering his ninth season with the Pittsburgh Steelers, has been named a finalist for the Senior Bowl's "75 Team" to commemorate the 75th Senior Bowl which will be played next February in Mobile, Alabama. The Senior Bowl 75 team is intended to honor some of the top players who played in the Senior Bowl before launching their professional careers. To avoid duplicating many of the players who were selected to the Senior Bowl's 50th-anniversary team, only players who were on NFL rosters between 1998 and 2023 are eligible for selection to the 75th team. Boswell re-wrote the record book at Rice, finishing his career with 65 field goals, including 13 of 50-yards or longer while his 359 points rank second in school history. He was not selected in the 2014 NFL Draft after his appearance in the Senior Bowl, but he was signed by the Steelers on October 3, 2015 and has been a mainstay for the team and a Pro Bowl selection in 2017. He enters the 2023 season ranked third in franchise history in career field goal percentage (202-234, 86.3), third with 855 career points and 202 career field goals. He holds franchise records in single-season field goal percentage (2020, 19-20, 95.0) and with 25 consecutive field goals made (2019-20, 25). He owns the franchise record with a 59-yard field goal and has made at least 20 field goals in seven of his eight seasons in the NFL. In 2016, Boswell



# GAME TEN - UTSA

became the first player in NFL postseason history to convert each of his first 15 field goal and set an NFL record for most field goals made in a single postseason game (6, AFC Divisional Playoff 1/15 at Kansas City).

## STADIUM WORK

Work on the second phase of the modernization of Rice Stadium is slated to be completed in August. The R Room, which sits above the south end zone opened in 1972, received a major modernization. The south end zone club area was completely reimagined and added state-of-the-art audiovisual features, including a new sound system and televisions, offering fans crystal-clear viewing and immersive game-day excitement. The space will continue to honor the program's storied history and legendary figures, including hall of fame members, all-Americans, and conference champion teams. A pair of party decks were added on the Northwest and Southeast corners of the stadium while improved WiFi connectivity and the installation of TV's throughout the areas enhance fans' digital access to the game. The grass practice field to the north of the Patterson Center received a major renovation to increase drainage and improve both the quality and sustainability of the surface. This phase of stadium renovations is a key component of this season's "For The Owls" campaign to salute the Owls' loyal fan base as Rice enters the American Athletic Conference.

## DILLARD ON CBF HALL OF FAME BALLOT

Jarett Dillard, the record-setting receiver who led Rice to a pair of bowl appearances after a 45-year absence, is one of 101 players from the Football Bowl Subdivision on the 2024 ballot for induction into the College Football Hall of Fame. Although lightly recruited out of high school and signing with a school known for its triple-option ground attack, Dillard thrived in the switch to a spread attack in his sophomore season and went on to set NCAA career records for most touchdown receptions (60) and games with a touchdown catch (38). During a breakout sophomore season, he set NCAA single-season records for both games and consecutive games with a touchdown reception (13), despite playing with three different quarterbacks. He was named a Biletnikoff Award finalist while leading the Owls to their first bowl berth in 45 years. He caught 21 touchdown passes as a sophomore and then added 20 as a senior, becoming the only player in NCAA history to twice catch at least 20 touchdowns in a season. He wrapped his career while leading the Owls to a 10-4 season capped by a win in the Texas Bowl—their first bowl win since 1954—and with virtually every school receiving record in his possession. He has held the NCAA career record for touchdown receptions for 15 years (2008 to present) the longest streak since Elmo Wright set the

record with 34 in 1970 until it was broken in 1989. Dillard was the first Owl named to the Football Writers All-America team in 50 years in 2008. He was the first player from Rice to earn first-team All-Conference USA three times and set conference career marks for touchdown receptions and receiving yards (4,138). He was the 10th receiver in NCAA history to pass 4,000 yards receiving and the 13th player with four 1,000-yard seasons. By the time he was selected by the Jacksonville Jaguars in the fifth round of the 2009 NFL Draft, Dillard had caught at least two passes in each game of his career (49 games), the longest streak in NCAA history for players with multiple catches in every game of the streak. His 51 touchdown receptions from quarterback Chase Clement set the NCAA record for most touchdowns by a passing duo and the tandem added a 52nd in the Texas Bowl as Dillard threw a scoring pass to Clement. After three seasons in the NFL, Dillard retired and entered law school. He is currently an associate in the Energy & Natural Resources Group with Reed Smith LLP in Houston focusing on construction litigation, contract disputes, and alternative dispute resolution. He was inducted into the Rice Athletics Hall of Fame in 2015 and was an inaugural member of the Conference USA Hall of Fame and the Texas Bowl Gridiron Legend in 2019.

## DILLARD IN THE NCAA RECORD BOOK

### MOST TOUCHDOWN PASSES, SAME PASSER & RECEIVER

Career  
51—Chase Clement to Jarrett Dillard, Rice, 2005-08

### MOST TOUCHDOWN PASSES CAUGHT

Career  
60—Jarett Dillard, Rice, 2005-08 (292 receptions)

### MOST CONSECUTIVE GAMES CATCHING A TOUCHDOWN PASS

Season  
13—Jarett Dillard, Rice, 2006

### MOST GAMES CATCHING A TOUCHDOWN PASS

Season  
13—Jarett Dillard, Rice, 2006  
Career  
38—Jarett Dillard, Rice, 2005-08 (caught a total of 60 in 49 games)

### TACKLES FOR LOSS (INCLUDES SACKS)

CAREER	
1	Larry Izzo (1992-95) 46
2	Brian Womac (2014-17) 44.5
3	Scott Solomon (2007-11) 43.5
4	Brandon Green (1999-2002) 42
5	John Syptak (2002-05) 38
6	Matt Sign (1989-92) 36
7	Alonzo Williams (1989-92) 35
8	Dan Dawson (1998-2001) 33
9	Thomas Benford (1995-98) 32
10	Rashad Reynolds (1995-98) 28
	Blaze Alldredge (2018-20) 28
	<b>Josh Percy (2019-present) 25.5</b>

### SACKS

CAREER	
1	Brandon Green (1999-2002) 24
	Scott Solomon (2007-11) 24
3	Ndukwe Kalu (1993-96) 20
4	Brian Womac (2014-17) 17
5	John Syptak (2002-05) 16
6	Matt Sign (1989-92) 14
	Courtney Gordon (2003-06) 14
	<b>Josh Percy (2019-present) 12.5</b>

### RECEPTIONS (Tight Ends)

CAREER	
1	James Casey (2007-08) 157
2	Vance McDonald (2009-12) 120
3	Robert Hubble (1979-81) 98
4	Kenneth Roy (1973-76) 97
5	Gary Butler (1970-72) 81
6	Luke Willson (2009-12) 78
7	Connor Cella (2013-16) 58
8	<b>Jack Bradley (2019-present) 53</b>

### GAMES PLAYED

CAREER	
1	Gabe Baker (2011-14) 55
	Shea Baker (2017-22) 55
3	<b>Clay Servin (2018-present) 52</b>
4	Elijah Garcia (2017-21) 51
	Alex Lyons (2013-16) 51
	George Nyakwol (2017-22) 51
	<b>Jack Bradley (2019-present) 51</b>

## OWLS VS. THE LONE STAR STATE

Opponent	W-L-T	First Game	Last Game
Austin College	3-2-1	1912	1924
Baylor	30-50-2	1914	2019
Hardin-Simmons	1-0-0	1953	1953
<b>Houston</b>	<b>12-33-0</b>	<b>1971</b>	<b>2023</b>
Lamar	4-0-0	1984	1987
North Texas	5-7-0	1988	2022
Prairie View A&M	2-0-0	2016	2018
<b>SMU</b>	<b>41-49-1</b>	<b>1916</b>	<b>2023</b>
Southwestern (Texas)	16-5-0	1912	1946
Stephen F. Austin	2-0-0	1925	1926
<b>Texas</b>	<b>21-75-1</b>	<b>1914</b>	<b>2023</b>
Texas A&M	27-52-3	1914	2014
Texas A&M-Kingsville	6-0-0	1931	1940
TCU	35-41-3	1914	2000
Texas State	2-2-0	1920	1987
<b>Texas Southern</b>	<b>2-0-0</b>	<b>2021</b>	<b>2023</b>
Texas Tech	20-27-1	1942	2009
Trinity (Texas)	5-1-1	1913	1927
UTEP	16-9-0	1996	2022
<b>UTSA</b>	<b>3-7-0</b>	<b>2012</b>	<b>2022</b>
2023 Opponents			

**OWLS IN THE NFL**  
**ACTIVE ROSTER**



• **DT Myles Adams (Seattle Seahawks)** Undrafted free agent

Year	Team	G	GS	UA	AT	Total	SACK	INT	PD	FF	FR	
2020	SEA	Practice Squad										
2021	SEA	2	0	0	5	5	0	0	0	0	0	
2022	SEA	10	0	6	10	16	0	0	0	0	0	
2023	SEA	7	0	2	3	5	1	0	0	0	0	
<b>Career</b>		<b>19</b>	<b>0</b>	<b>8</b>	<b>18</b>	<b>26</b>	<b>1</b>	<b>0</b>	<b>0</b>	<b>0</b>	<b>0</b>	



• **K Chris Boswell (Pittsburgh Steelers)** Undrafted free agent

Year	Team	G	FGM	FGA	Pct.	Lng	XPM	XPA	Pct.	KO	Avg	TB
2015	PIT	12	29	32	90.6	51	26	27	96.3	7	4	63.7
2016	PIT	15	21	25	84.0	49	36	36	100.0	80	63.1	49
2017	PIT	16	38	53	92.1	53	37	39	94.9	90	63.6	46
2018	PIT	15	13	20	65.0	50	43	48	89.6	81	62.9	50
2019	PIT	16	29	31	93.5	51	28	28	100.0	72	63.2	31
2020	PIT	13	19	20	95.0	59*	34	38	89.5	73	63.3	44
2021	PIT	17	36	40	90.0	56	27	29	93.1	86	63.5	40
2022	PIT	12	20	28	75.0	59*	18	18	100.0	50	61.4	21
2023	PIT	8	14	15	93.3	57	11	11	100.0	35	63.7	27
<b>Career</b>		<b>124</b>	<b>216</b>	<b>249</b>	<b>86.7</b>	<b>59*</b>	<b>260</b>	<b>274</b>	<b>94.9</b>	<b>641</b>	<b>63.0</b>	<b>334</b>

\*franchise record



• **P Jack Fox (Detroit Lions)** Undrafted free agent

Year	Team	G	PUNTS	YDS	AVG	LONG	BLK	RET	I20	NET AVG
2020	DET	16	59	2,897	49.1	67	0	21	26	44.8
2021	DET	17	65	3,198	49.2	70	0	35	17	42.3
2022	DET	17	52	2,525	48.6	66	0	30	14	41.4
2023	DET	8	27	1,229	45.5	62	0	9	13	42.4
<b>Career</b>		<b>58</b>	<b>203</b>	<b>9,849</b>	<b>48.5</b>	<b>70</b>	<b>0</b>	<b>95</b>	<b>70</b>	<b>42.8</b>



• **DT Elijah Garcia (Los Angeles Rams)** Undrafted free agent

Year	Team	G	GS	UA	AT	Total	SACK	INT	PD	FF	FR
2022	DEN	2	0	0	1	1	0	0	0	0	0
2023	DEN	3	0	1	3	4	1	0	0	0	0
<b>Career</b>		<b>5</b>	<b>0</b>	<b>1</b>	<b>4</b>	<b>5</b>	<b>0</b>	<b>0</b>	<b>0</b>	<b>0</b>	<b>0</b>



• **OL Nick Leverett (Tampa Bay Buccaneers)** Undrafted free agent

Year	Team	G	GS
2020	TB	Practice Squad	
2021	TB	2	0
2022	TB	11	10
2023	TB	2	0
<b>Career</b>		<b>15</b>	<b>10</b>



• **WR Austin Trammell (Los Angeles Rams)** Undrafted free agent

Year	Team	G	GS	REC	YDS	AVG	LONG	TD	KOR			PR				
									NO	YDS	AVG	LG	NO	YDS	AVG	LG
2021	ATL	2	0	0	0	0.0	0	0								
2022	LAR	6	0	2	13	6.5	8	0								
2023	LAR	8	0	1	6	6.0	6	0	3	68	22.7	36	11	77	7.0	30
<b>Career</b>		<b>16</b>	<b>0</b>	<b>3</b>	<b>19</b>	<b>6.3</b>	<b>8</b>	<b>0</b>	<b>3</b>	<b>68</b>	<b>22.7</b>	<b>36</b>	<b>11</b>	<b>77</b>	<b>7.0</b>	<b>30</b>

**PRACTICE SQUAD**

• **DT Christian Covington (Los Angeles Chargers)** 6th round 2015

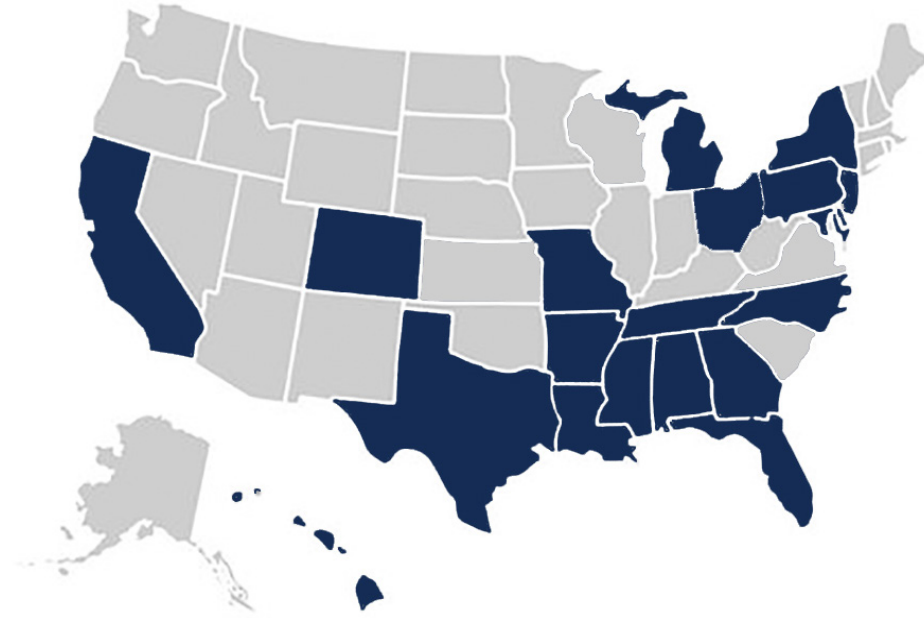
**INJURED LIST**

- **OT Calvin Anderson (New England Patriots)** Undrafted free agent
- **DE Ikenna Enechukwu (Alanta Falcons)** Undrafted free agent
- **RB/KR Austin Walter (Las Vegas Raiders)** Undrafted free agent

# GAME TEN - UTSA



## EXPANDING THE SEARCH



Mike Bloomgren and staff initiated a national recruiting focus when they arrived after the 2017 season. The Owls 2023 roster includes players from 19 states, compared with just five states on the roster of the team Bloomgren faced while with Stanford to open the 2017 season in Sydney, Australia.

The breakdown by state: Texas-60; California-10; Florida -6; Hawai'i , New Jersey & Tennessee-4; Alabama, Louisiana & Pennsylvania-3; Arkansas, Colorado, Georgia & Ohio-2; Michigan, Mississippi, Missouri, New York, North Carolina & Washington D.C.-1.

## COLLEGEPRESSBOX.COM

Collegepressbox is the official media website for Division I football. Access and download game notes, quotes, statistics, media guides, headshots, logos and more for all FBS schools, conferences, postseason games, awards and the College Football Playoff. For access, please register for an account at collegepressbox.com/register.

## RADIO COVERAGE

Rice football will be broadcast on an internet only platform, as will Mike Bloomgren's weekly show, available on the Rice mobile (App Store / Google Play).

Subscribers of the previous version of the app will be able to upgrade to the new version using the same links. The game will also be available on RiceOwls.com .

## 2023 GAME-BY-GAME STARTERS (BOLD-1ST CAREER STARTS)

### OFFENSE

Opponent	LT	LG	C	RG	RT	WR	WR	TE (*WR)	FB (*TE/WR)	RB	QB
at Texas	Servin	Banks	Nutter	Dumont	Onianwa	McCaffrey	<b>MacNeill</b>	<b>Ransom-Goelz</b>	Groen	<b>Connors</b>	Daniels
Houston	Servin	Banks	Nutter	Dumont	Onianwa	McCaffrey	Campbell	Bradley	Groen	Otoviano	Daniels
Texas Southern	<b>Baur</b>	Banks	Nutter	Dumont	Onianwa	McCaffrey	Campbell	Bradley	Groen	Otoviano	Daniels
at South Florida	Baur	Banks	Nutter	Dumont	Onianwa	McCaffrey	Ransom-Goelz	Bradley	Groen	Otoviano	Daniels
East Carolina	<b>Cedeno</b>	Banks	Nutter	Dumont	Onianwa	McCaffrey	Ransom-Goelz	Bradley	Groen	Otoviano	Daniels
Connecticut	Servin	Banks	Nutter	Dumont	Onianwa	McCaffrey	<b>MacNeill</b>	Johnson-McCray	Groen	Otoviano	Daniels
at Tulsa	Servin	Banks	Nutter	Dumont	Onianwa	McCaffrey	Campbell	Bradley	Barnett	Otoviano	Daniels
Tulane	Servin	Banks	Nutter	Dumont	Onianwa	McCaffrey	Ransom-Goelz	Bradley	MacNeill	Otoviano	Daniels
SMU	Servin	Banks	Nutter	Dumont	Onianwa	McCaffrey	Ransom-Goelz	Groen	MacNeill	Otoviano	Daniels

at UTSA

at Charlotte

at Florida Atlantic

### DEFENSE

Opponent	DE	NT	DT	RUSH	LB	VIPER	LB	CB	CB	SS	FS
at Texas	Coco	Carroll	Floyd	Pearcy	Morrison	Wyatt	Conti	Fresch	Devones	Taylor	<b>M. Williams</b>
Houston	Coco	Carroll	Floyd	Pearcy	Morrison	Wyatt	Conti	Fresch	Devones	Taylor	<b>Jean</b>
Texas Southern	Coco	Carroll	Floyd	Pearcy	Morrison	Wyatt	Conti	Fresch	Devones	Taylor	Jean
at South Florida	Coco	Carroll	Floyd	Pearcy	Morrison	Wyatt	Conti	Fresch	Devones	Taylor	Jean
East Carolina	Coco	Carroll	Floyd	Pearcy	Morrison	Wyatt	Conti	Fresch	Devones	Taylor	Jean
Connecticut	Coco	Carroll	Floyd	Pearcy	Morrison	Wyatt	Conti	Fresch	Devones	Taylor	M. Williams
at Tulsa	Coco	Carroll	Floyd	Pearcy	Morrison	Wyatt	Conti	Fresch	Devones	Taylor	Jean
Tulane	Coco	Carroll	Floyd	Pearcy	Morrison	Wyatt	Conti	Fresch	Devones	Taylor	Jean
SMU	Coco	Carroll	Floyd	<b>Heitmann</b>	Morrison	Wyatt	Awe	Fresch	Devones	Taylor	<b>Flowers</b>

at UTSA

at Charlotte

at Florida Atlantic

2023 Roster Breakdown	
Class	Total
Graduates	5
Seniors	7
Juniors	27
Sophomores	23
Redshirt Freshmen	16
Freshmen	30
Most Games Played	Total
Clay Servin	52
Jack Bradley	51
Juma Otoviano	46
Ari Broussard	44
Tim Horn	43
Chike Anigbogu	41
JT Daniels	41
Myron Morrison	40
Josh Percy	40
Coleman Coco	39
Luke McCaffrey	39
De'Braylon Carroll	38
Matt Skyes	36
Most Games Started	Total
Clay Servin	50
JT Daniels	40
Jack Bradley	39
Coleman Coco	28
Gabriel Taylor	28
Sean Fresch	27
Josh Percy	26
Izeya Floyd	24
Luke McCaffrey	24
Myron Morrison	24
Brant Banks	22
Chris Conti	21
Braedon Nutter	21
Ethan Onianwa	21
Ethan Powell	21
Jordan Dunbar	20
Consecutive Games Played	Total
Jack Bradley	51
Chike Anigbogu	38
Gabriel Taylor	37
Conor Hunt	30
Juma Otoviano	28
Brant Banks	25
Ethan Onianwa	25
Consecutive Games Started (5 or more)	Total
Gabriel Taylor	28
Brant Banks	21
Coleman Coco	20
Ethan Onianwa	20
Myron Morrison	14
Izeya Floyd	11
Luke McCaffrey	10
De'Braylon Carroll	9
JT Daniels	9
Tre'shon Devones	9
Sean Fresch	9
Plae Wyatt	9

**CAREER GAMES/STARTED**

Player	2018	2019	2020	2021	2022	2023	Total	Cons. Games	Cons. Starts
S Max Ahoia	-	-	-	-	-	8/0	8/0	5	-
RB Daelen Alexander	-	-	-	-	-	6/0	6/0	-	-
RB Michael Amico	-	-	-	-	-	1/0	1/0	-	-
S Chike Anigbogu	-	4/0	5/1	11/0	13/0	9/0	41/1	38	-
LB Andrew Awe	-	-	-	-	13/3	7/1	20/4	4	1
LB DJ Arkansas	-	-	-	1/0	1/0	9/0	11/1	10	-
OL Brant Banks	-	1/0	4/0	9/1	12/12	9/9	35/22	25	21
FB Micah Barnett	-	-	-	-	10/0	9/1	19/1	19	-
OL Brad Baur	-	-	-	-	1/0	2/1	3/1	-	-
OL Blake Boenisch	-	-	-	2/0	13/2	9/0	24/2	22	-
LB Shepherd Bowling	-	-	-	-	-	6/0	6/0	6	-
TE Jack Bradley	-	12/3	5/5	12/12	13/7	9/6	51/38	51	-
RB Ari Broussard	2/0	10/0	5/0	11/2	7/6	9/0	44/8	9	-
DE Jordan Campbell	-	-	-	-	-	6/0	6/0	5	-
RB Kobie Campbell	-	-	5/0	8/0	11/4	7/3	31/7	4	-
DT De'Braylon Carroll	-	12/0	5/5	-	12/3	9/9	38/17	21	9
OL Miguel Cedeno	-	-	-	-	3/0	6/1	9/1	5	-
CB JC Clark	-	-	-	-	-	1/0	1/0	-	-
DL Aquantis Clemmons	-	-	-	-	-	2/0	2/0	-	-
DE Coleman Coco	6/0*	12/7*	1/1*	-	11/11*	9/9	39/28#	20*	20*
RB Dean Connors	-	-	-	-	12/0	9/1	21/1	9	-
LB Chris Conti	-	4/0*	5/0*	3/0*	13/12	8/8	33/21#	-	-
QB JT Daniels	11/11*	1/1*	4/4*	6/3*	10/10*	9/9	41/40#	9	9
CB Tre'shon Devones	-	11/4	3/3	-	8/1	9/9	31/17	17	9
WR Drayden Dickman	-	-	-	-	-	1/0	1/0	-	-
CB Jordan Dunbar	-	-	1/0	12/8	12/12	-	25/20	-	-
OL Lavel Dumont	1/0*	1/0*	1/1*	8/7*	5/2*	8/8	25/19	5	5
S Christian Edgar	-	-	-	-	-	4/0	4/0	-	-
OL Peyton Farmer	-	-	-	-	-	1/0	1/0	-	-
OL Netane Fehoko	-	-	-	-	-	2/0	2/0	-	-
S Tyson Flowers	-	-	-	-	3/0	7/1	10/1	6	1
OL Izeya Floyd	-	3/0	3/2	12/3	12/10	9/9	37/24	13	11
RB Christian Francisco	-	-	-	-	-	4/0	4/0	2	-
DS Wyatt Freeman	-	-	-	-	-	9/0	9/0	9	-
DB Sean Fresch	-	-	2/2	12/7	9/9	9/9	32/27	9	9
FB Colin Giffen	-	-	-	-	-	9/0	9/0	9	-
K Enock Gota	-	-	-	-	-	5/0	5/0	4	-
DL Demone Green	-	-	-	-	2/0	9/0	11/0	9	-
TE Boden Groen	-	-	-	-	12/4	9/7	21/11	20	1
TE Matt Hall	-	-	4/0*	12/7*	11/10*	2/0	29/17#	2	-
LB Geron Hargon	-	-	-	1/0	12/0	9/0	22/0	20	-
DL Jalen Hargrove	-	-	-	-	-	6/0	6/0	3	-
TE Jaggar Hebeisen	-	-	-	-	10/0	3/0	13/0	2	-
LB Van Heitmann	-	-	-	5/0	12/0	9/1	26/1	9	1
S Daveon Hook	-	-	-	-	8/0	9/0	17/0	15	-
K Tim Horn	-	13/0	4/0	4/0	13/0	9/0	43/0	22	-
P/K Conor Hunt	-	-	-	10/0	12/0	9/0	30/0	30	-
QB Shawqi Itraish	-	-	-	-	3/0	2/0	5/0	1	-
RB Quinton Jackson	-	-	-	-	1/0	9/0	10/0	10	-
CB Jonathan Jean	-	-	-	-	9/0	7/6	16/6	-	-
QB Chase Jenkins	-	-	-	-	-	3/0	3/0	1	-
QB JoVoni Johnson-McCray	-	4/1	4/2	-	1/0	7/1	16/4	1	-
OL Weston Kropp	-	-	-	-	2/0	4/0	6/0	-	-
DL Michael Larbie	-	-	-	5/0	7/0	8/0	20/0	4	-
OL Mike Leone	-	-	-	2/0	5/0	-	7/0	-	-
OL John Long	-	-	-	-	12/10	1/0	13/10	-	-
WR Rawson MacNeill	-	-	-	-	2/0	9/4	11/4	9	2
WR Luke McCaffrey	-	3/0	7/2	9/3	11/10	9/9	39/24	10	10
CB Lloyd McFarquhar	-	1/0*	1/0*	2/0*	1/0*	-	5/0#	-	-
TE Elijah Mojarro	-	-	-	-	-	7/0	7/0	5	-
LB Elroyal Morris	-	-	-	-	3/0	4/0	7/0	-	-
LB Ty Anthony Morris	-	-	-	-	-	7/0	7/0	3	-
LB Myron Morrison	-	4/0	4/0	12/5	11/10	9/9	40/24	14	14
DL Joseph Mutombo	-	-	-	-	-	1/0	1/0	-	-
WR Arden Napier	-	-	-	-	-	1/0	1/0	-	-
CB Lamont Narcisse	-	-	-	2/0	9/1	7/0	18/1	2	-
OL Braedon Nutter	-	-	4/0	12/9	3/3	8/8	28/21	5	5
DL Chibby Nwajuaku	-	-	-	-	1/0	2/0	3/0	-	-
OL Ethan Onianwa	-	-	-	3/0	13/12	9/9	25/21	25	20
RB Juma Otoviano	12/1	3/0	2/2	7/0	13/1	9/8	46/12	28	8
QB AJ Padgett	-	-	-	-	3/2	2/0	5/2	-	-
LB Josh Percy	-	4/0	5/1	10/4	13/13	8/8	40/26	-	-
OL Trey Phillippi	-	-	-	3/0	9/4	9/0	21/4	11	-
TE Ethan Powell	-	-	5/4	10/9	10/8	4/0	29/21#	1	-
WR Landon Ranson-Goelz	-	-	-	-	-	9/5	9/5	9	2
OL Clay Servin	4/3	11/11	5/5	12/12	13/13	7/6	52/50	5	4
LB Kenny Seymour, Jr.	-	-	-	5/0	10/0	9/0	24/0	13	-
CB Peyton Stevenson	-	-	-	-	13/0	9/0	22/0	22	-
WR Matt Sykes	-	-	6/2*	11/2*	13/0*	6/0	36/4#	3	-
S Gabriel Taylor	-	-	5/1	10/6	13/13	9/9	37/28	37	28
WR Tyson Thompson	-	-	4/0	10/9	9/0	-	23/19	-	-
OL Patrick Valent	-	-	-	-	-	1/0	1/0	-	-
WR Braylen Walker	-	-	-	-	2/0	9/0	11/0	11	-
S Joshua Williams	-	-	-	-	-	8/0	8/0	8	-
WR Justin Williams, Jr.	-	-	-	-	-	1/0	1/0	-	-
S Marcus Williams	-	-	-	-	9/0	6/2	15/2	-	-
S Plae Wyatt	-	-	2/0	12/0	4/0	9/9	25/9	9	9

\*Previous School  
#Combined Total



# THE LAST TIME IT HAPPENED

TEAM	Rice	Opponent
Scored 30-39 Points	11/4/23, vs. SMU (31)	11/4/23 vs. SMU (36)
Scored 40-49 Points	10/19/23, at Tulsa (42)	9/9/23 vs. Houston (41)
Scored 50-59 Points	9/16/23, vs. Texas Southern (59)	10/29/22, at Charlotte (56)
Scored 60-69 Points	10/22/16, vs. Prairie View A&M (65)	9/3/22, at USC (66)
Scored 70-79 Points	9/27/08, vs. North Texas (77)	9/26/15, at Baylor (70)
Recorded a Shutout	12/5/20, at Marshall (20-0)	10/16/21, at UTSA (45-0)
Recorded a Safety	9/8/18, at Hawai'i	10/2/21, vs. Southern Miss
Rushed for 400+ Yards	9/5/15, vs. Wagner (401)	9/18/21, at Texas (427)
Rushed for 300-399 Yards	9/25/21, vs. Texas Southern (349)	12/17/22 vs. Southern Miss (361)
Rushed for Less than 50 Yards	9/30/23, vs. East Carolina (37)	9/9/17, at UTEP (26)
Passed for 400+ Yards	9/23/23, at USF (432)	9/23/23, at USF (435)
Passed for 300-399 Yards	10/19/23, at Tulsa (342)	9/2/23, at Texas (300)
Passed for less than 50 yards	10/16/21, at UTSA (36)	10/7/17, vs. Army West Point (9)
Gained More Than 500 Yards Total Offense	10/19/23, at Tulsa (512)	9/23/23, at USF (597)
Recorded 25 or More First Downs	10/7/23, vs. UCONN (26)	11/40/23, vs. SMU (28)
Penalized for 100 Yards	11/4/23, vs. SMU (120)	10/1/22, vs. UAB (116)
Defense Intercepted 3 Passes	11/27/21, vs. Louisiana Tech (3)	11/12/22, at WKU (4)
Overcame Halftime Deficit to Win	10/22/22, at Louisiana Tech (Trailed 17-14, won 42-41OT)	10/15/22, at FAU (Trailed 14-7, won 17-14)
Win Despite Trailing After Third Quarter	10/22/22, at Louisiana Tech (Trailed 27-21, won 42-41 OT)	10/15/22, at FAU (Trailed 14-10, won 17-14)
Won Game on Final Play	9/9/223, vs. Houston (D. Smith 2pt try failed, end of OT)	10/30/21 vs. North Texas (A. Adeyi 1-yd. run, OT)

INDIVIDUAL	Rice	Opponent
75+ Yard Run	11/24/18, J. Otoviano vs. Old Dominion (80)	10/16/21, S. McCormick, UTSA (81)
100-199 Yards Rushing	10/19/23, D. Connors at Tulsa (120)	10/28/23, M. Hughes, Tulane (153)
200+ Yards Rushing	11/24/18, J. Otoviano vs. Old Dominion (224)	12/17/22, F. Gore, Southern Miss (331)
Three Rushing TDs	10/19/23, D. Connors at Tulsa (3)	9/9/23, D. Smith, Houston (3)
Four Rushing TDs	9/25/21, J. Myers vs. Texas Southern (4)	10/8/09, R. Dobbs, Navy (4)
80+ Yard Pass Completion	9/23/23, J Daniels to Dean Connors (80)	10/13/18, A. Erdelyi to X. Ubosi, UAB (95)
300+ Yards Passing	10/19/23, J. Daniels at Tulsa (342)	11/12/22, A. Reed, WKU (377)
20 Pass Completions	10/19/23, J. Daniels at Tulsa (24)	10/28/23, M. Pratt, Tulane (22)
Four+ Passing TDs	9/16/23, J. Daniels vs. Texas Southern (4)	10/29/22, C. Reynolds, Charlotte (5)
300+ Yards Total Offense	10/19/23, J. Daniels at Tulsa (341)	11/4/23, P. Stone, SMU (305)
Scored Five TDs	11/16/13, C. Ross vs. LA Tech (5)	9/20/14, T. Heinicke, Old Dominion (6)
10 Receptions	10/22/22, L. McCaffrey at Louisiana Tech (10)	11/20/21, J. Cowing, UTEP (11)
100-149 Receiving Yards	10/7/23, L. McCaffrey vs. UCONN (100)	9/9/23, S. Brown, Houston (138)
150+ Receiving Yards	9/23/23, L. McCaffrey at USF (199)	11/20/21, J. Cowing, UTEP (170)
Three Receiving TDs	10/31/20, A. Trammell at Southern Miss (3)	10/29/22, E. Spencer, Charlotte (3)
50+ Yard Field Goal	11/17/18, H. Tobola at LSU (51)	11/4/23, C. Rogers, SMU (51)
Made Three Field Goals	11/3/22, C. VanSickle vs. UTEP (3)	11/4/23, C. Rogers, SMU (3)
70+ Yard Punt	10/27/18, J. Fox at North Texas (76)	8/31/13, D. Kaser, Texas A&M (76)
Returned Kickoff for TD	11/30/12, J. Eddington at UTEP (97)	10/2/21, C. Harrell, Southern Miss (95)
Returned Punt for TD	11/8/97, L. McCalla vs. TCU (84)	11/12/22, J. Hall, WKU (46)
Returned Blocked Punt for TD	11/4/23, C. Anigbogu, SMU (15)	10/13/18, C. Biles, UAB (0)
Blocked Punt	11/4/23, P. Stevenson, SMU	11/6/21, C. Houston, Charlotte
Returned Interception for TD	9/10/22, T. Gabriel (91) vs. McNeese	9/17/22, C. Anderson, Louisiana (54)
Returned Fumble for TD	10/1/22, T. Chamberlain vs. UAB (4 yds.)	11/12/22, J. Evans, WKU (14 yds.)
Blocked a Field Goal	11/26/22, K. Seymour Jr. at North Texas	10/24/20, J. Jackson, Middle Tennessee
Returned Blocked Field Goal for TD	9/21/13, A. Lyons vs. Houston (62)	11/19/16, K. Beverly, UTEP (80)
PAT Returned for Two Points	10/29/16, C. Thomas at Louisiana Tech	10/22/16, T. Single, Prairie View A&M
Blocked a PAT	10/7/23, P. Stevenson vs. UCONN	11/30/19, P. Amaewhule, UTEP

**300-YARD PASSING, 100-YARD RUSHING, 100-YARD RECEIVING GAMES  
(2005-PRESENT)**

**300-YARD PASSING GAMES**

541 Chase Clement vs. Tulsa	11/24/2007
444 Chase Clement vs. Southern Miss	10/18/2008
<b>432 JT Daniels at USF</b>	<b>9/23/2023</b>
407 Tyler Stehling vs. Prairie View A&M	10/22/2016
405 Nick Fanuzzi vs. UTEP	11/5/2011
<b>401 JT Daniels vs. Houston</b>	<b>9/9/2023</b>
395 Chase Clement vs. UTEP	11/3/2007
384 Chase Clement vs. Army	11/8/2008
381 Chase Clement vs. Houston	11/29/2008
380 Jake Constantine vs. WKU	11/13/2021
373 Driphus Jackson at North Texas	9/19/2015
372 Chase Clement at UTEP	11/1/2008
364 Chase Clement at SMU	11/10/2007
<b>362 JT Daniels vs. UCONN</b>	<b>10/7/2023</b>
359 Driphus Jackson at UTSA	11/21/2015
355 Chase Clement at Houston	10/13/2007
345 Chase Clement vs. Tulane	11/17/2007
<b>342 JT Daniels at Tulsa</b>	<b>10/19/23</b>
337 Driphus Jackson at Louisiana Tech	11/29/2014
334 TJ McMahon at Houston	9/24/2022
334 TJ McMahon vs. UTEP	11/3/2022
327 Mike Collins at North Texas	11/21/2020
321 Chase Clement at Tulsa	10/4/2008
318 Chase Clement at Memphis	9/6/2008
318 Driphus Jackson vs. Fresno State	12/24/2014
315 Chase Clement vs. Marshall	11/22/2008
314 Taylor McHargue vs. Marshall	9/22/2012
313 Wiley Green vs. UTEP	11/3/2018
307 Chase Clement vs. Western Michigan	12/30/2008
303 TJ McMahon vs. Louisiana	9/17/2022

**100-YARD RUSHING GAMES**

<b>224 Juma Otoviano vs. Old Dominion</b>	<b>11/24/2018</b>
215 Charles Ross vs. Louisiana Tech	11/16/2013
<b>186 Ari Broussard at Charlotte</b>	<b>11/6/2021</b>
183 Quinton Smith at UCF	10/21/2006
178 Sam McGuffie at Tulsa	11/6/2010
173 Emmanuel Esukpa vs. Prairie View A&M	8/25/2018
171 Quinton Smith at UTEP	11/4/2006
170 Tyler Smith at Houston	10/27/2011
167 Charles Ross at New Mexico State	10/19/2013
165 Austin Walter at Wake Forest	9/29/2018
160 Jordan Myers vs. Texas Southern	9/25/2021
157 Charles Ross vs. Kansas	9/14/2013
156 John Wall vs. Tulsa	11/12/2005
154 Quinton Smith vs. UTEP	10/29/2005
154 Charles Ross at UTEP	11/24/2012
153 Nahshon Ellerbe vs. Southern Miss	11/11/2017
153 Taylor McHargue vs. Marshall	9/22/2012
152 Charles Ross vs. UTEP	10/26/2013
150 Jowan Davis vs. Old Dominion	9/20/2014
149 Aston Walter at UTEP	11/30/2019
145 Tyler Smith vs. Tulane	11/19/2011
143 Quinton Smith vs. Tulane	11/12/2005
143 Jeremy Eddington vs. East Carolina	11/20/2010
141 Darik Dillard vs. Hawaii	10/4/2014
140 Turner Petersen at Houston	10/27/2011
136 Taylor Petersen vs. Southern Miss	10/27/2012
132 Samuel Stewart at Southern Miss	10/1/2016
131 Jowan Davis at Southern Miss	9/27/2014
130 Jowan Davis at UAB	11/21/2013
130 Samuel Stewart at Texas	9/12/2015
127 Tyler Smith vs. UTEP	11/21/2009
126 Darik Dillard vs. Baylor	9/16/2016
125 Quinton Smith at ECU	10/8/2005
124 Quinton Smith vs. Navy	10/22/2005

124 Chase Clement at SMU	11/10/2007
121 Jowan Davis vs. UTSA	11/8/2014
<b>120 Dean Connors at Tulsa</b>	<b>10/19/2023</b>
117 Charles Ross vs. UTSA	10/13/2012
116 Charles Ross at Louisiana Tech	9/15/2012
116 Samuel Stewart vs. Prairie View A&M	10/22/2016
115 Quinton Smith vs. ECU	11/18/2006
114 Sam McGuffie vs. East Carolina	11/20/2010
113 Tyler Smith at Houston	11/28/2009
112 Quinton Smith at Houston	11/26/2005
112 Aston Walter vs. Louisiana Tech	9/28/2019
111 C.J. Ugokwe at Tulane	10/25/2008
<b>111 Juma Otoviano at Southern Miss</b>	<b>10/31/2020</b>
110 C.J. Ugokwe vs. Houston	11/29/2008
109 Charles Ross vs. Marshall	12/7/2013
109 Aston Walter at UTSA	10/19/2019
108 Joel Armstong vs. UCF	11/19/2005
108 Quinton Smith vs. Houston	9/2/2006
107 Charles Ross at Texas A&M	8/31/2013
107 Austin Walter vs. Wagner	9/5/2015
106 Darik Dillard at Florida Atlantic	10/10/2015
106 Aston Walter at Middle Tennessee	11/16/2019
105 Charles Ross at Houston	11/28/2009
104 Quinton Smith at Florida State	9/23/2006
104 Emmanuel Esukpa at Hawai'i	9/8/2018
103 Chase Clement vs. UTEP	11/3/2007
103 C.J. Ugokwe at UTEP	11/1/2008
103 Jeremy Eddington at Tulane	11/13/2010
103 Nahshon Ellerbe at Army West Point	8/30/2019
102 Luke Turner at Tulsa	10/20/2012
102 Jowan Davis at North Texas	9/19/2015
102 Aston Walter at UAB	10/5/2019
101 Charles Ross at North Texas	10/31/2013
100 Justin Hill at Southern Miss	10/3/2007

**100-YARD RECEIVING GAMES**

208 James Casey at Memphis	9/6/2008
<b>199 Luke McCaffrey at USF</b>	<b>9/23/2023</b>
185 Jordan Taylor vs. UTEP	10/26/2013
172 James Casey vs. Houston	11/29/2008
171 Jarett Dillard at Army	9/30/2006
<b>171 Luke McCaffrey at Louisiana Tech</b>	<b>10/22/2022</b>
168 Jarett Dillard vs. UTEP	11/3/2007
163 Dennis Parks at North Texas	9/19/2015
158 Jarett Dillard at Texas	9/20/2008
158 Toren Dixon vs. Tulane	11/14/2009
157 Vance McDonald vs. UTEP	11/5/2011
153 Jordan Taylor vs. Air Force	12/29/2012
150 Mario Hull vs. UTEP	11/21/2014
145 Jarett Dillard vs. SMU	11/25/2006
144 Jarett Dillard vs. Army	11/8/2008
143 Temi Alaka vs. Prairie View A&M	10/22/2016
143 Austin Trammell at Southern Miss	10/31/2020
143 Jake Bailey vs. North Texas	10/30/2021
143 Jake Bailey at Charlotte	11/6/2021
142 Jarett Dillard at Tulsa	10/4/2008
142 James Casey at UTEP	11/1/2008
142 Bradley Rozner vs. UTEP	11/3/2022
141 Jarett Dillard vs. Southern Miss	10/18/2008
138 Nate German at UTSA	11/21/2015
138 Bradley Rozner at UTSA	10/19/2019
137 Jarett Dillard at Tulsa	11/11/2006
137 Jordan Taylor vs. North Texas	10/25/2014
136 Jordan Taylor at Louisiana Tech	11/29/2014
135 Bradley Rozner at Florida Atlantic	10/15/2022
133 Jarett Dillard at Houston	10/13/2007
133 August Pitre III vs. WKU	11/13/2021
131 Jordan Taylor vs. Marshall	12/7/2013
130 Bradley Rozner at Middle Tennessee	11/16/2019

128 Jarett Dillard at SMU	11/10/2007
123 Bradley Rozner at Houston	9/24/2022
<b>121 Luke McCaffrey at Houston</b>	<b>9/24/2022</b>
120 James Casey at Tulsa	10/4/2008
120 Corbin Smiter vs. Marshall	11/22/2008
120 Toren Dixon at Oklahoma State	9/19/2009
120 Zach Wright vs. North Texas	9/24/2016
119 Sam McGuffie vs. Houston	9/29/2012
116 Zach Wright at UTEP	11/6/2015
116 Austin Trammell at North Texas	11/21/2020
115 James Casey at Vanderbilt	9/13/2008
115 Toren Dixon at East Carolina	10/17/2009
115 Jordan Taylor at FIU	11/1/2014
114 Jarett Dillard vs North Texas	9/27/2008
114 Toren Dixon vs. Southern Miss	10/18/2008
113 Jarett Dillard vs. Florida State	9/23/2006
113 James Casey vs. Tulane	11/17/2007
113 James Casey vs. Southern Miss	10/18/2008
113 Austin Trammell at UAB	10/5/2019
112 James Casey vs. Western Michigan	12/30/2008
112 Austin Trammell vs. UTEP	11/3/2018
111 Jarett Dillard vs. UAB	10/14/2006
111 Zach Wright at Charlotte	11/12/2016
110 James Casey vs. Tulsa	11/24/2007
109 Joel Armstrong vs. Tulsa	11/24/2007
109 Sam McGuffie vs. Marshall	9/22/2012
109 Dennis Parks vs. Fresno State	12/24/2014
108 Cedric Patterson III vs. Texas Southern	9/25/2021
108 August Pitre III at UAB	10/23/2021
105 Jarett Dillard at Vanderbilt	9/13/2008
105 Aaron Cephus at UTSA	10/21/2017
<b>105 Luke McCaffrey vs. Louisiana</b>	<b>9/17/2022</b>
105 Bradley Rozner vs. Charlotte	10/29/2022
104 Austin Walter vs. UTEP	11/3/2018
104 Corbin Smith vs. Army	11/8/2008
104 Luke Willson vs. Tulsa	10/22/2011
103 Vance McDonald at Tulane	11/13/2010
103 Jordan Taylor vs. Hawaii	10/4/2014
103 Bradley Rozner vs. Wake Forest	9/6/2019
102 Jarett Dillard at UCLA	9/9/2006
102 Turner Petersen vs. Houston	9/21/2013
101 Austin Walter at Louisiana Tech	11/10/2018
101 James Casey at Marshall	10/27/2007
101 Toren Dixon vs. North Texas	9/27/2008
101 Jordan Taylor at Kansas	9/8/2012
101 Bradley Rozner vs. McNeese	9/10/2022
100 Aaron Cephus at UAB	11/4/2017
100 Bradley Rozner vs. Baylor	9/21/2019
<b>100 Luke McCaffrey vs. UCONN</b>	<b>10/7/2023</b>





**NUMERICAL ROSTER**

No.	Name	Pos.
0	Campbell, Jordan	DE
0	Connors, Dean	RB
1	Fresch, Sean	CB
2	Campbell, Kobie	WR
2	Devones, Tre'shon	CB
3	Dunbar, Jordan	CB
3	Johnson-McCray, JoVoni	WR
4	Giffen, Colin	FB
4	Williams, Marcus	S
5	Broussard, Ari	RB
5	McFarquhar, Lloyd	CB
6	Arkansas, DJ	LB
6	Dickmann, Drayden	WR
7	Anigbogu, Chike	S
7	Mojarro, Elijah	TE
8	Mutombo, Joseph	DL
8	Sykes, Matt	WR
9	Jenkins, Chase	QB
9	Stevenson, Peyton	S
10	Bility, Moh	CB
10	McCaffrey, Luke	WR
11	Conti, Chris	LB
11	Thompson, Tyson	WR
12	Padgett, AJ	QB
12	Pearcy, Josh	OLB
13	Narcisse, Lamont	CB
14	Groen, Boden	TE
14	Williams, Joshua	S
15	Horn, Tim	K
15	Itraish, Shawqi	QB
16	Jackson, Quinton	RB
16	Nwajuaku, Chibby	DL
17	Ahoia, Max	CB
17	Ransom-Goelz, Landon	WR
18	Daniels, JT	QB
18	Taylor, Chali	LB
19	Joseph, Ichmael	S
19	Napier, Arden	WR
20	Alexander, Daelen	RB
20	Ojiaku, Ashton	S
21	Clark, Jamarion	CB
21	Otoviano, Juma	RB
22	Guillo, Ryan	WR
22	Jean, Jonathan	CB
23	Hunt, Conor	P
23	Williams, Jeremiah	CB
24	Ellison, Jabari	S
25	Stephens, AJ	DB
26	Francisco, Christian	RB
26	Taylor, Gabriel	S
27	Awe, Andrew	LB
28	Bowling, Shepherd	OLB
28	Gota, Enock	K
29	Hook, Daveon	S
30	Barnett, Micah	FB

**ALPHABETICAL ROSTER**

No.	Name	Ht	Wt	Pos	Cl/Exp	Hometown/Previous School
17	Ahoia, Max	CB	5-11	180	JR-TR	La Miranda, Calif./Fullerton College
20	Alexander, Daelen	RB	5-9	208	FR-HS	Pflugerville, Texas/Weiss
35	Amico, Michael	RB	5-8	187	RS FR	Katy, Texas/Seven Lakes
7	Anigbogu, Chike	S	5-10	203	RS SR-3L	Missouri City, Texas/Ridge Point
6	Arkansas, DJ	LB	6-2	194	RS SO-1L	Denton, Texas/Ryan
27	Awe, Andrew	LB	6-2	227	RS SO-2L	Mansfield, Texas/Mansfield Lake Ridge
77	Banks, Brant	OL	6-7	300	GR-TR	Houston, Texas/Nebraska
30	Barnett, Micah	FB	6-1	229	SO-1L	Dickinson, Texas/Dickinson
54	Barton, Beau	LB	6-3	200	FR-HS	Van, Texas/Van
74	Baur, Brad	OL	6-5	271	RS FR	Rocklin, Calif./Rocklin
10	Bility, Moh	CB	6-0	182	RS FR-TR	Dallas, Texas/North Texas
56	Bledsoe, Nate	OL	6-3	304	FR-HS	Collierville, Tenn./Briarcrest Christian
75	Boenisch, Blake	DL	6-3	324	RS SO-1L	Needville, Texas/Needville
28	Bowling, Shepherd	OLB	6-0	216	RS JR	Katy, Texas/Army
87	Bradley, Jack	TE	6-5	254	SR-4L	Dallas, Texas/Bishop Lynch
51	Broughman, Ethan	LB	6-2	223	FR-HS	Dana Point, Calif./Dana Hills
5	Broussard, Ari	RB	6-0	216	RS SR-4L	New Orleans, La./Lusher
43	Bruce, Chris	S	6-2	185	FR-HS	Buda, Texas/Jack C. Hays
0	Campbell, Jordan	DE	6-3	240	JR-TR	Middlesex, N.J./Nassau CC
2	Campbell, Kobie	WR	5-7	167	JR-3L	Missouri City, Texas/Hightower
55	Carroll, De'Braylon	DL	6-0	283	RS JR-3L	Duncanville, Texas/Duncanville
75	Cedeno, Miguel	OL	6-7	346	RS FR	Davie, Fla./American Heritage
21	Clark, Jamarion	CB	6-0	180	FR-HS	Temple, Texas/Dallas South Oak Cliff
99	Clark-Jolivet, Chris	DL	6-1	330	FR-HS	Houston, Texas/Furr
57	Clemmons, Aquantis	DL	5-10	282	FR-HS	Columbus, Ga./Carver
44	Coco, Coleman	DE	6-5	265	GR-TR	Pittsburgh, Pa./Colgate
45	Connell, Colby	DS	5-10	200	FR-HS	San Antonio, Texas/O'Connor
0	Connors, Dean	RB	6-2	210	JR-1L	Kamuela, Hi./Riverside CC
11	Conti, Chris	LB	6-2	236	RS JR-1L	Wycokoff, N.J./Rutgers
18	Daniels, JT	QB	6-2	226	GR-TR	Irvine, Calif./West Virginia
2	Devones, Tre'shon	CB	6-0	187	RS JR-3L	Duncanville, Texas/Duncanville
6	Dickmann, Drayden	WR	5-11	175	FR-HS	Georgetown, Texas/Georgetown
89	Dragoo, Jake	WR	6-4	224	FR-HS	Highlands Ranch, Colo./Valor Christian
73	Dumont, Lavel	OL	6-4	321	GR-TR	Tampa, Fla./Toledo
3	Dunbar, Jordan	CB	6-0	196	JR-3L	Tarrytown, N.Y./Iona Prep
47	Edgar, Christian	S	6-2	179	RS-FR	Austin, Texas/Westlake
24	Ellison, Jabari	S	5-11	185	FR-HS	Dickinson, Texas/Dickinson
86	Falk, James	TE	6-6	235	FR-HS	Springfield, Pa./The Haverford School
58	Farmer, Peyton	OL	6-6	270	FR-HS	Fresno, Texas/Ridge Point
55	Fehoko, Netane	OL	6-0	297	JR-TR	Inglewood, Calif./College of San Mateo
31	Flowers, Tyson	S	5-11	194	RS FR	Fort Worth, Texas/Southwest Christian
50	Floyd, Izeya	DL	6-2	305	RS JR-3L	Frisco, Texas/Reedy
26	Francisco, Christian	RB	5-9	186	RS SO-1L	Rogers, Ark./Rogers
48	Freeman, Wyatt	DS	5-10	202	FR-HS	Bakersfield, Calif./Naval Academy Prep
1	Fresch, Sean	CB	5-8	175	JR-3L	Austin, Texas/Lyndon B. Johnson
65	Gallegos, Phillip	OL	6-6	345	FR-HS	Von Ormy, Texas/Somerset
4	Giffen, Colin	FB	6-0	200	JR-TR	Palo Alto, Calif./College of San Mateo
70	Gonzalez, Isaiah	OL	6-2	303	JR	Watsonville, Calif./City College of San Francisco
28	Gota, Enock	K	6-0	185	RS FR	Houston, Texas/Dekaney
45	Green, Demone	DL	6-1	248	RS FR	Houston, Texas/Heights
14	Groen, Boden	TE	6-3	240	JR-1L	Santa Ana, Calif./Mater Dei
22	Guillo, Ryan	WR	5-10	186	RS FR	Pearland, Texas/Dawson
82	Hall, Matt	TE	6-3	225	GR-TR	Columbia, Mo./Truman State
44	Hargon, Geron	FB	6-2	228	RS SO-2L	Shreveport, La./Captain Shreve
52	Hargrove, Jalen	DL	6-4	323	RS SO-2L	Patterson, N.J./Choate Rosemary Hall
88	Hebeisen, Jaggar	TE	6-4	246	RS SO-1L	Colleyville, Tenn./Heritage
98	Heitmann, Van	DL	6-6	237	JR-3L	Houston, Texas/Stratford
29	Hook, Daveon	S	5-11	174	SO-1L	Cibolo, Texas/Steele
15	Horn, Tim	K	6-2	224	RS JR-1L	Honolulu, Hi./Washington
23	Hunt, Conor	P	5-11	189	JR-1L	Lihue, Hi./Georgetown
15	Itraish, Shawqi	QB	6-3	204	RS SO-1L	Bradenton, Fla./Braden River
16	Jackson, Quinton	RB	5-7	146	RS FR	Fort Worth, Texas/North Crowley
95	James, Caleb	DL	6-0	301	RS SO-2L	Cypress, Texas/North Shore
22	Jean, Jonathan	CB	5-10	182	RS SO-1L	Lakeland, Fla./Victory Christian
9	Jenkins, Chase	QB	6-0	185	FR-HS	Katy, Texas/Alief Taylor
3	Johnson-McCray, JoVoni	WR	6-4	208	RS JR-3L	Conway, Ark./Conway
19	Joseph, Ichmael	S	6-1	187	RS SO	Tampa, Fla./Tampa Bay Tech
32	Keeney, Reese	K/P	5-11	180	FR-HS	Knoxville, Tenn./Farragut

## ALPHABETICAL ROSTER

No.	Name	Ht	Wt	Pos	Cl/Exp	Hometown/Previous School
42	King, Cooper	LB	5-10	218	FR-HS	Stratford, Texas/Stratford
79	Kropp, Weston	OL	6-4	303	JR	Biloxi, Miss./Jones College
74	Larbie, Michael	DT	6-0	282	GR-TR	Monroe, N.C./Duke
53	Leone, Mike	OL	6-5	277	RS SO-2L	Bryn Mawr, Pa./The Hun School
76	Long, John	OL	6-4	315	RS SO-1L	Kempner, Texas/Lampasas
80	MacNeill, Rawson	WR	6-5	187	RS FR	Marietta, Ga./George Walton
10	McCaffrey, Luke	WR	6-2	198	RS JR-2L	Highlands Ranch, Colo./Nebraska
5	McFarquhar, Lloyd	CB	5-10	180	GR-TR	Cleveland, Ohio/Ohio State
30	Morris, Elroyal	DL	6-3	279	RS SO-1L	Houston, Texas/Dekaney
56	Morris, Ty Anthony	LB	6-2	200	FR-HS	Houston, Texas/Dekaney
33	Morrison, Myron	LB	6-3	215	RS JR-3L	Humble, Texas/Atascocita
8	Mutombo, Joseph	DL	6-5	245	FR-HS	Fort Worth, Texas/Keller Central
19	Napier, Arden	WR	6-2	200	SO-TR	Houston, Texas/Citrus College
13	Narcisse, Lamont	CB	5-11	173	RS-SO-2L	Pasadena, Calif./Calabasas
67	Needham, Luke	OL	6-5	300	FR-HS	Germantown, Tenn./Houston HS
61	Norfleet, Trace	OL	6-0	271	RS FR	Lewisville, Texas/Prestonwood Christian
52	Nutter, Braedon	OL	6-3	295	JR-2L	Tomball, Texas/Memorial
16	Nwajuaku, Chibby	DL	6-2	242	RS FR	Cypress, Texas/Cy Ranch
20	Ojiaku, Ashton	S	6-0	202	FR-HS	Houston, Texas/Foster
78	Onianwa, Ethan	OL	6-6	330	RS JR-1L	Katy, Texas/Cinco Ranch
21	Otoviano, Juma	RB	5-10	192	RS SR-4L	Arlington, Texas/James Martin
12	Padgett, AJ	QB	6-3	225	RS FR	Frisco, Texas/Reedy
12	Pearcy, Josh	OLB	6-2	243	RS JR-3L	Moorestown, N.J./Moorestown
60	Perroni, Hudson	OL	6-4	292	FR-HS	Houston, Texas/Stratford
42	Phillippi, Trey	TE	6-5	272	RS SO-2L	Montgomery, Texas/Montgomery
84	Powell, Ethan	TE	6-5	215	GR-HS	Mason, Texas/Southwestern
17	Ransom-Goelz, Landon	WR	6-0	170	FR-HS	Trophy Club, Texas/Byron Nelson
83	Scherle, Alex	TE	6-5	241	RS FR	Rochester Hills, Mich./Notre Dame Prep
71	Servin, Clay	OL	6-4	300	RS SR-5L	Richardson, Texas/J.J. Pearce
40	Seymour Jr., Kenny	LB	6-3	229	RS SO-1L	League City, Texas/Fort Bend Marshall
25	Stephens, AJ	DB	5-11	176	FR-HS	Spring, Texas/Aldine MacArthur
9	Stevenson, Peyton	S	6-3	193	RS SO-1L	Demopolis, Ala./Demopolis
8	Sykes, Matt	WR	6-4	200	GR-TR	Makakilo, Hi./UCLA
18	Taylor, Chali	LB	6-3	210	FR-HS	Washington, D.C./Sidwell Friends
26	Taylor, Gabriel	S	5-10	190	JR-3L	Miami, Fla./Gulliver Prep
11	Thompson, Tyson	WR	5-9	183	JR-1L	Klein, Texas/Houston Baptist
50	Valent, Patrick	OL	6-3	316	FR-HS	Warren, Ohio/John F. Kennedy Catholic
81	Walker, Braylen	WR	5-10	173	RS FR	Sulphur, La./Lake Charles College Prep
23	Williams, Jeremiah	CB	5-10	146	RS FR	Dallas, Texas/Bishop Lynch
14	Williams, Joshua	S	6-1	195	RS SO-1L	Linden, Ala./Linden
85	Williams, Jr., Justin	WR	6-3	183	FR-HS	Cypress, Texas/Aldine MacArthur
4	Williams, Marcus	SAF	5-11	186	RS SO-1L	Helena, Ala./Hoover
41	Wyatt, Plae	SAF	5-11	203	RS SO-2L	McKinney, Texas/Boyd

No.	Name	Pos.
30	Morris, Elroyal	DL
31	Flowers, Tyson	S
32	Keeney, Reese	K/P
33	Morrison, Myron	LB
35	Amico, Michael	RB
40	Seymour Jr., Kenny	LB
41	Wyatt, Plae	S
42	King, Cooper	LB
42	Phillippi, Trey	TE
43	Bruce, Chris	S
44	Coco, Coleman	DE
44	Hargon, Geron	FB
45	Green, Demone	DL
45	Connell, Colby	DS
47	Edgar, Christian	S
48	Freeman, Wyatt	DS
50	Floyd, Izeya	DL
50	Valent, Patrick	OL
51	Broughman, Ethan	LB
52	Hargrove, Jalen	DL
52	Nutter, Braedon	OL
53	Leone, Mike	OL
54	Barton, Beau	LB
55	Carroll, De'Braylon	DL
55	Fehoko, Netane	OL
56	Bledsoe, Nate	OL
56	Morris, Ty Anthony	LB
57	Clemmons, Aquantis	DL
58	Farmer, Peyton	OL
60	Perroni, Hudson	OL
61	Norfleet, Trace	OL
65	Gallegos, Phillip	OL
67	Needham, Luke	OL
70	Gonzalez, Isaiah	OL
71	Servin, Clay	OL
73	Dumont, Lavel	OL
74	Baur, Brad	OL
74	Larbie, Michael	DT
75	Boenisch, Blake	DL
75	Cedeno, Miguel	OL
76	Long, John	OL
77	Banks, Brant	OL
78	Onianwa, Ethan	OL
79	Kropp, Weston	OL
80	MacNeill, Rawson	WR
81	Walker, Braylen	WR
82	Hall, Matt	TE
83	Scherle, Alex	TE
84	Powell, Ethan	TE
85	Williams, Jr., Justin	WR
86	Falk, James	TE
87	Bradley, Jack	TE
88	Hebeisen, Jaggar	TE
89	Dragoo, Jake	WR
98	Heitmann, Van	DL
99	Clark-Jolivet, Chris	DL

## PRONUNCIATIONS

No	Name	Pronunciation
17	Max Ahoia	Ah-hoy-ah
20	Daelen Alexander	Day-len
7	Chike Anigbogu	Cheek-ay Anah-boh-goo
27	Andrew Awe	Awe-way
75	Blake Boenisch	Bane-ish
2	Tre'shon Devones	Tray-shon Dee-vhones
73	Lavel Dumont	La-vel Doo-mont
55	Netane Fehoko	Neh-tan-ay Feh-hoe-koe
50	Izeya Floyd	Eye-zay-ah
1	Sean Fresch	Fresh
14	Boden Groen	Grew-in
22	Ryan Guillo	Gwill-oh
44	Geron Hargon	Gare-in Har-gin
88	Jagger Heibeisen	Jag-er Hee-ba-sen
98	Van Heitmann	HIGHT-man
15	Shawqui Itraish	Show-key Eye-traysh
19	Ichmael Joseph	Ish-my-ale
74	Michael Larbie	Lar-bee
53	Mike Leone	Lee-own
13	Lamont Narcisse	Nar-cease

16	Chibby Nwajuaku	Chib-ee New-ah-jew-ah-koo
78	Max Ahoia	Ah-hoy-ah
78	Ethan Onianwa	Eee-than O-knee-on-wah
20	Ashton Ojiaku	Oh-gee-ah-koo
21	Juma Otoviano	Ju-mah Oh-toe-vee-ah-no
12	Josh Pearcy	Pier-see
41	Plae Wyatt	Play



CAREER STATS

#15 K TIM HORN

Table with 7 columns: YEAR, FGM-A, PCT, BLK, LONG, PAT, PCT. Rows for years 2019-2023 and Career totals.

#23 P CONOR HUNT

Table with 9 columns: YEAR, PUNTS, YDS, AVG, LONG, TB, FC, I20, 50+. Rows for years 2021-2023 and Career totals.

#22 CB JONATHAN JEAN

Table with 11 columns: YEAR, GP-GS, UT, AT, TOTAL, TFL, SACKS, INT, FF, PBU. Rows for years 2022-2023 and Career totals.

#3 WR JOVONI JOHNSON-MCCRAY

Table with 9 columns: YEAR, GP-GS, C-A, PCT, YDS, AVG/G, TD, INT, LONG. Rows for years 2019-2023 and Career totals.

Table with 11 columns: YEAR, RUSH, YDS, AVG, TD, LG, REC, YDS, AVG, TD, LONG. Rows for years 2019-2023 and Career totals.

#80 WR RAWSON MACNEILL

Table with 7 columns: YEAR, GP-GS, REC, YDS, AVG, TD, LONG. Rows for years 2022-2023 and Career totals.

#12 WR LUKE McCAFFREY

Table with 9 columns: YEAR, GP-GS, C-A, PCT, YDS, AVG/G, TD, INT, LONG. Rows for years 2019-2023 and Career totals.

Table with 11 columns: YEAR, RUSH, YDS, AVG, TD, LG, REC, YDS, AVG, TD, LONG. Rows for years 2019-2023 and Career totals.

#33 LB MYRON MORRISON

Table with 11 columns: YEAR, GP-GS, UT, AT, TOTAL, TFL, SACKS, FF, FR, PBU. Rows for years 2019-2023 and Career totals.

#13 CB LAMONT NARCISSE

Table with 10 columns: YEAR, GP-GS, UT, AT, TOTAL, TFL, SACKS, INT, FR, PBU. Rows for years 2021-2023 and Career totals.

#21 RB JUMA OTOVIANO

Table with 13 columns: YEAR, GP-GS, RUSH, YDS, AVG, TD, LG, REC, YDS, AVG, TD, LONG. Rows for years 2018-2023 and Career totals.

#12 QB A.J. PADGETT

Table with 10 columns: YEAR, GP-GS, C-A, PCT, YDS, AVG/G, TD, INT, LONG. Rows for years 2022-2023 and Career totals.

#12 DE JOSH PEARCY

Table with 13 columns: YEAR, GP-GS, UT, AT, TOTAL, TFL, SACKS, FF, INT, PBU. Rows for years 2019-2023 and Career totals.

#17 WR LANDON RANSOM-GOELZ

Table with 7 columns: YEAR, GP-GS, REC, YDS, AVG, TD, LONG. Rows for years 2023 and Career totals.

#40 LB KENNY SEYMOUR, JR.

Table with 11 columns: YEAR, GP-GS, UT, AT, TOTAL, TFL, SACKS, FF, FR, QBH. Rows for years 2021-2023 and Career totals.

#8 WR MATT SYKES

Table with 7 columns: YEAR, GP-GS, REC, YDS, AVG, TD, LONG. Rows for years 2020-2023 and Career totals.

#26 S GABRIEL TAYLOR

Table with 11 columns: YEAR, GP-GS, UT, AT, TOTAL, TFL, SACKS, FF, INT, PBU. Rows for years 2020-2023 and Career totals.

#25 WR TYSON THOMPSON

Table with 7 columns: YEAR, GP-GS, REC, YDS, AVG, TD, LONG. Rows for years 2020-2022 and Career totals.

#81 WR BRAYLEN WALKER

Table with 7 columns: YEAR, GP-GS, REC, YDS, AVG, TD, LONG. Rows for years 2022-2023 and Career totals.

#4 S MARCUS WILLIAMS

Table with 11 columns: YEAR, GP-GS, UT, AT, TOTAL, TFL, SACKS, FR, INT, PBU. Rows for years 2021-2023 and Career totals.

#41 S PLAE WYATT

Table with 11 columns: YEAR, GP-GS, UT, AT, TOTAL, TFL, SACKS, FF, FR, PBU. Rows for years 2020-2023 and Career totals.



## CAREER HIGHS

### #20 RB DAELEN ALEXANDER

Rushes .....7 vs. Texas Southern (9/16/23)  
 Rushing Yards.....23 vs. Texas Southern (9/16/23)  
 Rushing TDs.....3 vs. Houston (9/9/23)

### #7 S CHIKE ANIGBOGU

Tackles .....4 at Southern Miss (10/31/20)  
 Sacks.....1.0, 2x, last vs. East Carolina (9/20/23)  
 TFL.....1.0, 3x, last vs. East Carolina (9/20/23)  
 Forced Fumbles.....1, 2x, last vs. Texas Southern (9/16/23)

### #6 LB DJ ARKANSAS

Tackles .....5, 2x, last vs. SMU (11/4/23)  
 Sacks.....1.0 at UAB (10/23/21)  
 TFL.....1.0, 2x, last at Texas (9/2/23)

### #27 LB ANDREW AWE

Tackles .....8 vs. Charlotte (10/29/22)  
 TFL.....1.0 at Louisiana Tech (10/22/22)

### #75 DL BLAKE BOENISCH

Tackles .....5 vs. McNeese (9/10/22)  
 Sacks.....1.5 vs. McNeese (9/10/22)  
 TFL.....1.5 vs. McNeese (9/10/22)

### #87 TE JACK BRADLEY

Receptions .....5 vs. Southern Miss (10/2/21)  
 Receiving Yards .....49 vs. Middle Tennessee (10/24/20)  
 Receiving TDs.....1, 4x, last vs. UTEP (11/3/22)  
 Longest Reception .....41 at Tulsa (10/19/23)

### #30 RB ARI BROUSSARD

Rushes .....20 at Charlotte (11/6/21)  
 Rushing Yards.....186 at Charlotte (11/6/21)  
 Rushing TDs.....2, 4x, last vs. UAB (10/1/22)  
 Longest Rush.....40 at Charlotte (11/6/21)

### #17 WR KOBIE CAMPBELL

Longest Rush.....34 at Houston (9/24/22)  
 Receptions .....7 at WKU (11/12/22)  
 Receiving Yards .....70 vs. Texas Southern (9/16/23)  
 Longest Reception .....70 vs. Texas Southern (9/16/23)

### #55 DT DE'BRAYLON CARROLL

Tackles .....6, at USF (9/23/23)  
 Sacks.....1.5 at Marshall (12/5/20)  
 TFL.....2.0 at Louisiana Tech (10/22/22)  
 Fumble Recoveries..... at Tulsa (10/19/23)

### #44 DE COLEMAN COCO

Tackles .....10, 2x, last at Georgetown (11/2/19)  
 Sacks.....2.0 vs. Houston (9/9/23)  
 TFL.....3.0 vs. Lehigh (10/5/19)

### #0 RB DEAN CONNORS

Rushes .....9 at Tulsa (10/19/23)  
 Rushing Yards.....120 at Tulsa (10/19/23)  
 Rushing TDs.....3 at Tulsa (10/19/23)  
 Longest Rush.....57 vs. SMU (11/4/23)  
 Receptions .....7, 3x, last vs. SMU (11/4/23)  
 Receiving Yards .....98 at USF (9/23/23)  
 Receiving TDs.....1, 3x last vs. SMU (11/4/23)  
 Longest Reception .....80 at USF (9/23/23)

### #11 LB CHRIS CONTI

Tackles .....11, 2x, last at USF (9/23/23))  
 Sacks.....1.0 at Louisiana Tech (10/22/22)  
 TFL.....1.5 at USF (9/23/23)  
 Interceptions.....1 vs. East Carolina (9/20/23)

### #18 QB JT DANIELS

Completions .....37 vs. Notre Dame (11/24/18)  
 Attempts .....51 vs. Notre Dame (11/24/18)  
 Passing Yards.....432 at USF (9/23/23)  
 Passing TDs.....4, 2x, last vs. Texas Southern (9/16/23)  
 Long Pass.....80 at USF (9/23/23)  
 Rushes .....7 vs. California (11/10/18)  
 Rushing Yards.....10 vs. Kansas (9/10/22)  
 Rushing TDs.....1, 2x, last at Tulsa (10/19/23)  
 Longest Rush.....20 vs. TCU (10/29/22)

### #2 CB TRE'SHON DEVONES

Tackles .....6 at Texas (9/2/23)  
 TFL.....1.0, 2x, last at Tulsa (10/19/23)  
 Forced Fumbles.....1 at Middle Tennessee (11/16/19)  
 Fumble Recoveries.....1, 2x, last vs. Texas Southern (9/16/23)  
 Interceptions.....1 vs. Houston (9/9/23)

### #3 CB JORDAN DUNBAR

Tackles .....7 vs. Houston (9/11/21)  
 PBU .....3, at LA Tech (10/22/22)

### #50 DT IZEYA FLOYD

Tackles .....8 vs. Louisiana Tech (11/27/21)  
 TFL.....1.5 vs. Louisiana Tech (11/27/21)  
 Sacks.....0.5, 2x, last vs. Louisiana Tech (11/27/21)

### #1 CB SEAN FRESCH

Tackles .....8 at Texas (9/2/23)  
 TFL.....0.5 vs. Houston (9/11/21)  
 Interceptions .....1, 2x last at Louisiana Tech (10/22/22)  
 Kickoff Return .....33 vs. Texas Southern (9/25/21)  
 Punt Return .....48 vs. Louisiana Tech (11/27/21)  
 Fumble Recoveries.....1 vs. McNeese (9/10/22)

### #14 TE BODEN GROEN

Receptions .....5 vs. East Carolina (9/20/23)  
 Receiving Yards .....49 vs. East Carolina (9/20/23)  
 Longest Reception .....31 vs. Texas Southern (9/16/23)

### #82 TE MATT HALL

Receptions .....9 vs. Tiffin (9/24/22)  
 Receiving Yards .....100 at Southwest Baptist (10/16/21)  
 Receiving TDs.....2 at Indianapolis (4/24/21)  
 Longest Reception .....48 vs. Hillsdale (9/18/21)

### #29 S DAVEON HOOK

Tackles .....4 vs. Charlotte (10/29/22)

### #15 K TIM HORN

Field Goals .....1, 5x, last vs. SMU (11/4/23)  
 Longest Field Goal .....48 vs. Texas Southern (9/16/23)

### #23 P CONOR HUNT

Punts .....9 at Delaware State (9/11/21)  
 Longest Punt .....66 vs. Colgate (10/2/21)  
 Punting Avg.....50.5 vs. Texas Southern (9/16/23)

### #22 S JONATHAN JEAN

Tackles .....11 vs. Tulane (10/28/23)  
 Sacks.....1.0, 2x, last vs. Tulane (10/28/23)  
 TFL.....1.0, 2x, last vs. Tulane (10/28/23)

### #9 QB CHASE JENKINS

Completions .....10 vs. SMU (11/4/23)  
 Attempts .....16 vs. SMU (11/4/23)  
 Passing Yards .....85 vs. SMU (11/4/23)  
 Rushes .....4 vs. SMU (11/4/23)  
 Rushing Yards.....27 vs. East Carolina (9/20/23)  
 Longest Rush.....28 vs. East Carolina (9/20/23)  
 Rushing TDs.....1 vs. East Carolina (9/20/23)

### #3 WR JOVONI JOHNSON-MCCRAY

Receptions .....2 vs. Houston (9/9/23)  
 Receiving Yards .....40 vs. Houston (9/9/23)  
 Longest Reception .....23 vs. Houston (9/9/23)

### #80 WR RAWSON MACNEILL

Receptions .....6, 2x, last vs. UCONN (10/7/23)  
 Receiving Yards .....91 vs. UCONN (10/7/23)  
 Receiving TDs.....1, 2x, last vs. East Carolina (9/20/23)  
 Longest Reception .....37 vs. SMU (11/4/23)

### #10 WR LUKE MCCAFFREY

Completions .....15 vs. Illinois (11/21/20)  
 Attempts .....26 vs. Illinois (11/21/20)  
 Passing Yards .....152 vs. Penn State (11/14/20)  
 Passing TDs .....1, 4x, last vs. Houston (9/11/21)  
 Long Pass.....45 vs. Penn State (11/14/20)  
 Rushes .....26 vs. Illinois (11/21/20)  
 Rushing Yards.....122 vs. Illinois (11/21/20)  
 Rushing TDs.....2 vs. Illinois (11/21/20)  
 Longest Rush.....47 at Ohio State (10/24/20)  
 Receptions .....10, 2x, last at Louisiana Tech (10/22/22)  
 Receiving Yards .....199 at USF (9/23/23)  
 Receiving TDs.....2, 4x, last vs. UCONN (10/7/23)  
 Longest Reception .....66 at Louisiana Tech (10/22/22)

### #31 LB ELROYAL MORRIS

Tackles .....3 vs. Texas Southern (9/16/23)  
 TFL.....1.5 vs. Texas Southern (9/16/23)

### #33 LB MYRON MORRISON

Tackles .....15 at Florida Atlantic (10/15/22)  
 Sacks.....1.0 vs. UTEP (11/3/22)  
 TFL.....2.0, 2x, last vs. UAB (10/1/22)  
 Fumble Recoveries.....1, 2x, last at Tulsa (10/19/23)  
 Interceptions.....1, 2x last vs. UTSA (11/19/22)

### #13 CB LAMONT NARCISSE

Tackles .....4 at WKU (11/12/22)  
 TFL.....1.0 at Texas (9/2/23)  
 Interceptions.....1 at WKU (11/12/22)

### #8 RB JUMA OTOVIANO

Rushes .....27 vs. Old Dominion (11/23/18)  
 Rushing Yards.....224 vs. Old Dominion (11/23/18)  
 Rushing TDs.....2, 3x, last vs. Tulane (10/28/23)  
 Longest Rush.....80 vs. Old Dominion (11/23/18)  
 Longest Kick Return.....50 at UAB (10/23/21)  
 Receiving TDs.....1 vs. McNeese (9/10/22)

### #12 QB AJ PADGETT

Completions .....19 vs. Southern Miss (12/17/22)  
 Attempts .....37 vs. Southern Miss (12/17/22)  
 Passing Yards.....295 vs. Southern Miss (12/17/22)  
 Passing TDs .....3 vs. Southern Miss (12/17/22)  
 Long Pass.....48 at North Texas (11/26/22)  
 Rushes .....14 at North Texas (11/26/22)  
 Rushing Yards.....26 at North Texas (11/26/22)  
 Longest Rush.....14 at North Texas (11/26/22)

### #12 DE/LB JOSH PEARCY

Tackles .....11 vs. Southern Miss (10/2/21)  
 Sacks.....2.0 vs. UAB (10/1/22)  
 TFL.....2.0, 2x, last vs. Texas Southern (9/16/23)  
 Interceptions.....1 at Marshall (12/5/20)  
 Forced Fumbles.....1, 2x, last at Tulsa (10/19/23)

### #84 TE ETHAN POWELL

Receptions .....10 vs. Texas Lutheran (11/5/22)  
 Receiving Yards .....156 at Austin (10/29/22)  
 Receiving TDs.....2 at Howard Payne (10/15/22)  
 Longest Reception .....73 vs. McMurry (9/24/22)

### #17 WR LANDON RANSOM-GOELZ

Receptions .....5 at Tulsa (10/19/23)  
 Receiving Yards .....58 at Tulsa (10/19/23)  
 Receiving TDs .....1, 2x, last at Tulsa (10/19/23)  
 Longest Reception .....44, 2x, last vs. East Carolina (9/20/23)

### #40 LB KENNY SEYMOUR, JR.

Tackles .....3 vs. McNeese (9/10/22)  
 Sacks.....1.0 vs. McNeese (9/10/22)  
 TFLs.....1.0 vs. McNeese (9/10/22)  
 Forced Fumbles.....1 vs. McNeese (9/10/22)

### #8 WR MATT SYKES

Receptions .....4 at Colorado (9/24/22)  
 Receiving Yards .....48 at Colorado (9/24/22)  
 Receiving TDs .....1 at Colorado (9/24/22)  
 Longest Reception .....27 vs. Stanford (10/29/22)

### #26 S GABRIEL TAYLOR

Tackles .....10 at UAB (10/23/21)  
 Sacks.....1.0 vs. East Carolina (9/20/23)  
 TFL.....1.0, 3x, last vs. East Carolina (9/20/23)  
 Interceptions.....1, 7x, last vs. Tulane (10/28/23)  
 Forced Fumbles.....1, 2x, last at WKU (11/12/22)

### #81 WR BRAYLEN WALKER

Longest Rush.....20, 2x, last vs. SMU (11/4/23)  
 Receptions .....4, 2x, last vs. Houston (9/9/23)  
 Receiving Yards .....77 at North Texas (11/26/22)  
 Receiving Touchdowns .....1, 2x, last vs. Houston (9/9/23)  
 Longest Reception .....48 at North Texas (11/26/22)

### #4 S MARCUS WILLIAMS

Tackles .....9 vs. East Carolina (9/20/23)  
 TFL.....1.0, 3x, last vs. Texas Southern (9/16/23)  
 Forced Fumbles..... vs. Texas Southern (9/16/23)

### #41 S PLAIE WYATT

Tackles .....12 vs. Tulane (10/28/23)  
 TFL.....1.5 at USF (9/23/23)  
 Sacks.....1.0 at USF (9/23/23)  
 Forced Fumbles.....1 vs. WKU (11/13/21)  
 Fumble Recoveries..... vs. Texas Southern (9/16/23)

**'23 RICE COACHING STAFF**

Head Coach | **Mike Bloomgren**  
 Alma Mater | **Florida State, '99**  
 Record at Rice | **20-44, Sixth Season**  
 Career Record | **20-44, Sixth Season**

DC/Safeties | **Brian Smith**  
 Alma Mater | **Massachusetts, '01**  
 OC/Quarterbacks | **Marques Tuiasosopo**  
 Alma Mater | **Washington, '01**  
 Associate HC/ST Coordinator | **Pete Alamar**  
 Alma Mater | **Cal Lutheran '83**  
 Defensive Line | **Cedric Calhoun**  
 Alma Mater | **Morehouse, '95**  
 Offensive Line | **Sanders Davis**  
 Alma Mater | **Dartmouth, '14**  
 Linebackers | **John Kay**  
 Alma Mater | **Concordia (Chicago), '96**  
 Wide Receivers | **Mike Kershaw**  
 Alma Mater | **Delta State, '00**  
 Tight Ends | **Lucas Reed**  
 Alma Mater | **Ouachita Baptist, '17**  
 Running Backs | **John Settle**  
 Alma Mater | **Appalachian State, '99**  
 Strength & Conditioning | **Hans Straub**  
 Alma Mater | **Towson, '02**

**BLOOMGREN VS OPPONENTS**

UAB	2-3	North Texas	1-4
Arkansas	0-1	Old Dominion	1-0
Army West Point	0-1	Prairie View A&M	1-0
Baylor	0-1	USC	0-1
Charlotte	1-2	SMU	0-1
East Carolina	1-0	Southern Miss	2-3
Florida Atlantic	0-1	Texas	0-3
FIU	0-1	Texas Southern	2-0
Hawai'i	0-1	Tulane	0-1
Houston	1-3	Tulsa	1-0
LSU	0-1	UCONN	0-1
Louisiana	1-0	USF	0-1
Louisiana Tech	1-2	UTEP	2-2
Marshall	1-1	UTSA	0-4
McNeese	1-0	Wake Forest	0-2
Middle Tennessee	1-1	WKU	0-2



**MIKE BLOOMGREN**  
**HEAD COACH**  
**6TH SEASON**

Dunlevie Family Head Football Coach Mike Bloomgren enters his sixth season looking to leverage the momentum gained by a return to the postseason into greater success in the Owls' historic first season of play in the American Athletic Conference.

Rice enters the AAC coming off a season that saw the team return to bowl action for the first time in eight years with a lineup bolstered by its highest-ranked recruiting class of the modern era and an influx of veteran talent from other programs.

In the new era of open transfers, Bloomgren and staff have added 42 new faces to the returning core group of players who return 302 combined starts. Seven of the newcomers join Rice from FBS programs and add another 114 games of experience. Six of the transfers joined the Owls for spring drills in addition to four 2023 high school signees, who made up the first class of early freshmen enrollees in program history.

The wealth of returning talent stands in marked contrast to Bloomgren's first campaign in 2018, which was one of transition as 21 true freshmen from his initial national recruiting class saw action, eight of which (in addition to one JUCO transfer) found their way into the starting lineup. The youthful Owls learned their lessons quickly and closed with a resounding 27-13 win over Old Dominion, which had defeated 13th-ranked Virginia Tech earlier in the season.

His second season was highlighted by a closing rush as the Owls won their last three games, their first three-game winning streak to end a season since 2012 and setting the stage for optimism heading into 2020 before a pandemic entered the picture. When Rice finally took the field in October of 2020, the Owls saw a dramatic rally snuffed out by the most improbable of football bounces in their opener followed by an emphatic win on the road at Southern Miss. Any momentum was muted by a pair of games canceled due to COVID-19 issues and a loss on the road at North Texas. After a third COVID cancellation, the Owls headed to Marshall to face the 15th-ranked Thundering Herd and stunned the home crowd with a 20-0 win. The win was the Owls' first shutout of a ranked opponent since 1960 and was the first time in history Marshall had been shut out at home since it opened its new stadium in 1986.

The following season, the Owls handed UAB its first home loss in a conference game since the program returned in 2017 (15 games) and in 2022 Rice snapped Louisiana's 15-game winning streak, the longest active streak in the nation at that time.

Off the field, Bloomgren's Owls have excelled in the classroom as well, ranking in the top 10% of all FBS programs in the latest NCAA tracking of graduation success while Elijah Garcia (2022) and Ikenna Enechukwu (2023) have won the last two Bob Quin awards as the top male student-athlete at Rice.

Garcia became the sixth Owl in Bloomgren's five seasons to reach the NFL when he made his debut with Denver last season.

Bloomgren was named the 19th head football coach at Rice University on December 6, 2017 and immediately turned his focus on instilling the culture of "Intellectual Brutality" that he first conceived while on the staff at Stanford. Part of that effort involved broadening the Owls' search for talent to a national scale and his 2022 team features players from 22 states, compared with just six on the roster he inherited.

Bloomgren came to Rice after seven seasons with the Cardinal, first as the offensive line coach (2011-12) and then assuming the reigns of Stanford's pro-style offensive attack in 2013, setting the stage for one of the most successful decades in the program's rich history. Stanford won eight or more games in each of his seasons and reached the Pac-12 Football Championship four times, winning three titles.

Prior to 2017, Bloomgren had coached 12 NFL Draft selections and 11 All-America selections at Stanford, including 2015 Outland Trophy winner Joshua Garnett and NCAA all-purpose yardage record holder Christian McCaffrey.

The 2017 campaign saw running back Bryce Love nearly match McCaffrey's production on his way to being named a finalist for both the Heisman Trophy and Doak Walker Award. Love burst out of the gate with 180 yards on 13 carries against Rice in the season opener in Sydney, Australia, and completed the regular season with 1,973 yards on the ground, second only to McCaffrey's school-record 2,019 in 2015.

Bloomgren's 2016 unit ended the season on a six-game winning streak in which the offense produced 290.5 rushing yards/game, the most by any Power 5 program over that stretch. McCaffrey, the eighth overall pick in the NFL Draft by the Carolina Panthers, earned All-America honors for the second straight season and was an All-Pac-12 first-team running back. His 183.87



career all-purpose yards/game were the most of any active FBS player at season's end, and his 6,987 career all-purpose yards were the second-most of any active FBS player.

Bloomgren was instrumental in the breakout season posted in 2015 by McCaffrey, that season's Associated Press Player of the Year and Heisman Trophy finalist. McCaffrey, the program's single-season rushing leader, led the nation in all-purpose yards while breaking Barry Sanders' NCAA record.

Stanford amassed a school-record 3,131 rushing yards on 610 attempts that season, the most by the program. The offensive unit's 529 points ranked second-most in a season, and its 33 rushing touchdowns, 223.7 rushing yards/game, 30 passing touchdowns, 37.8 points/game and 6,097 total yards of offense ranked third.

Stanford scored at least 30 points in a national-best 13 consecutive games and led the nation in time of possession (34:48), the seventh-best by any team in the past 20 years.

Four Cardinal heard their names called at the NFL Draft following the 2015 season, including first-round selection Garnett, Stanford's unanimous first-team All-America -- the ninth in school history. Garnett was the program's first Outland Trophy winner as the nation's top interior lineman, and won the Morris Trophy, presented to the Pac-12 Lineman of the Year.

Bloomgren's linemen were named a finalist for the inaugural Joe Moore Award in 2015, given to the nation's top offensive line.

While facing six nationally-ranked opponents in 2014, including four on the road, Bloomgren helped Stanford win eight games. The Cardinal scored at least 30 points in seven of 13 games on the season and increased its nation-best streak of scoring at least 10 points to 95 games. Stanford also set a record for the most points in a bowl game in program history with 45 in the Foster Farms Bowl win against Maryland.

Stanford amassed a program-best 2,904 rushing yards during the 2013 season, Bloomgren's first year at the offensive helm.

Individual honors are closely tied to Bloomgren. He has earned recognition for both his coaching and recruiting prowess. Rivals.com named Bloomgren one of its 2014 National Recruiters of the Year -- the latest such honor that began in 2012 when ESPN recognized him as its Pac-12 Recruiter of the Year. Rivals.com tabbed Bloomgren as one of the nation's top-25 recruiters in 2016. FootballScoop.com named Bloomgren its 2013 Offensive Line Coach of the Year following two years of eye-opening accomplishments.

Bloomgren joined the Cardinal staff as offensive line coach and run game coordinator in 2011 after spending four seasons with the New York Jets, where he served as assistant offensive coordinator (2010), offensive assistant (2009) and offensive quality control coach (2007-08).

In 2013, all five offensive linemen received All-Pac-12 honors, including first-team selection David Yankey, Stanford's first two-time first-team All-American selection since Bob Whitfield (1990-91) who was also selected as a semifinalist for the Outland Trophy and Lombardi Award.

Four of Bloomgren's five starting offensive linemen earned All-Pac-12 honors in 2012, including Yankey who earned consensus All-American honors while becoming the first Stanford player to win the Morris Trophy since 2002.

The Cardinal offensive line afforded 200-plus yards rushing in six games during the 2012 season, paving the way for record-breaking running back Stepfan Taylor. The Doak Walker Award semifinalist produced the best season of his career (109.29 yards/game).

Bloomgren's work with the offensive line in 2011, which included three first-year starters, played a pivotal role in providing protection for Heisman finalist Andrew Luck to complete over 70 percent of his passes and throw a school-record 37 touchdowns, in addition to compiling the third-highest rushing total in school annals. Stanford's ground game keyed an offense that ranked seventh nationally in scoring average at 43.2 points/game and eighth in total offense at 489.3 yards/game.

Bloomgren launched his coaching career as an undergraduate assistant for Bobby Bowden at Florida State, where the Seminoles captured a pair of Atlantic Coast Conference titles (1997-98) during his tenure. He served as co-offensive coordinator at Catawba College from 2002-04 and offensive coordinator at Delta State from 2005-06. A 1999 graduate of Florida State with a bachelor's degree in sports management, Bloomgren earned his master's degree in higher education from Alabama in 2001.

A native of Tallahassee, Florida, Mike and his wife, Lara, have two sons, Tyler and Parker.

## INTELLECTUAL BRUTALITY

Mike Bloomgren created the phrase "Intellectual Brutality" in 2013 while at Stanford which he trademarked and brought it with him to Rice to set the standard for the program. Bloomgren on the meaning of the branding: "It is our brand: a physical, smart way to play football. We're going to give them different plays at the line of scrimmage and have them do some things mentally, because if we didn't, we wouldn't be using the resources that we have. These guys are brilliant and you better take advantage of that first. We are going to be smart and we are going to be the physical team that nobody wants to play. I want our guys to walk around knowing they're incredibly smart and that we are going to take advantage of that."

# 2023 SCORING DRIVES

## RICE

## OPPONENT

Opp.	Plays	Yards	TOP	Result	Qtr.	Time	How Scored	QB
UT	6	8	2:53	FG	1	10:07	Horn 43-yd FG	Daniels
UT	13	62	<b>9:24</b>	TD	4	3:04	McCaffrey 15-yd rec	Daniels
UH	10	78	4:44	TD	1	10:11	McCaffrey 10-yd rec	Daniels
UH	7	39	4:08	TD	1	4:17	Alexander 1-yd run	Daniels
UH	3	69	0:50	TD	1	3:00	McCaffrey 32-yd rec	Daniels
UH	11	<b>92</b>	6:14	TD	2	8:32	Walker 15-yd rec	Daniels
UH	5	25	-	TD	OT	-	Alexander 3-yd run	Daniels
UH	4	25	-	TD	2OT	-	Alexander 1-yd run	Daniels
TSU	4	16	1:47	TD	1	13:04	Alexander 1-yd run	Daniels
TSU	3	32	0:51	TD	1	11:06	Walker 35-yd rec	Daniels
TSU	1	70	0:12	TD	1	9:29	Campbell 70-yd rec	Daniels
TSU	5	59	2:08	TD	1	5:55	Bradley 1-yd rec	Daniels
TSU	5	33	2:58	TD	2	9:37	Connors 3-yd run	Daniels
TSU	9	47	3:50	FG	3	11:02	Horn 48-yd FG	Daniels
TSU	6	73	3:38	TD	1	6:31	Alexander 1-yd run	Daniels
TSU	2	13	0:45	TD	4	3:13	Francisco 4-yd run	Jenkins
USF	9	75	4:54	TD	1	2:28	Alexander 1-yd rec	Daniels
USF	10	70	1:14	TD	2	0:05	Connors 2-yd rec	Daniels
USF	1	80	0:11	TD	3	7:53	Connors 80-yd rec	Daniels
USF	10	79	4:59	TD	4	3:46	MacNeill 9-yd rec	Padgett
ECU	5	24	1:50	FG	1	2:34	Horn 41-yd FG	Daniels
ECU	7	59	3:28	TD	2	11:32	MacNeill 4-yd rec	Daniels
ECU	7	53	4:10	TD	3	0:49	Jenkins 4-yd run	Jenkins
ECU	4	75	2:00	TD	4	6:24	Ransom-Goelz 44-yd rec	Daniels
UC	6	75	3:21	TD	1	6:53	Otoviano 24-yd run	Daniels
UC	8	78	4:36	TD	1	0:33	Otoviano 7-yd run	Daniels
UC	<b>14</b>	80	7:45	TD	3	2:00	McCaffrey 4-yd rec	Daniels
UC	5	80	2:22	TD	4	6:56	McCaffrey 30-yd rec	Daniels
UC	8	60	1:30	FG	4	0:40	Horn 23-yd FG	Daniels
TLS	2	70	0:46	TD	1	12:37	Connors 54-yd run	Daniels
TLS	2	53	0:55	TD	1	2:42	McCaffrey 21-yd rec	Daniels
TLS	6	74	0:36	TD	2	0:33	Ransom-Goelz 17-yd rec	Daniels
TLS	6	75	3:28	TD	3	9:47	Daniels 8-yd run	Daniels
TLS	13	91	8:05	TD	3	0:23	Connors 2-yd run	Daniels
TLS	14	96	9:56	TD	4	2:58	Connors 10-yd run	Daniels
TLN	7	82	3:50	TD	1	5:26	Otoviano 5-yd run	Daniels
TLN	12	75	7:16	TD	3	7:44	Otoviano 3-yd run	Daniels
TLN	2	3	0:45	TD	3	4:15	Groen 4-yd rec	Daniels
TLN	6	75	3:25	TD	4	8:16	McCaffrey 35-yd rec	Daniels
SMU	-	-	-	TD	1	8:56	Anigbogu 15-yd blocked punt	-
SMU	9	69	4:24	TD	2	11:07	McCaffrey 4-yd rec	Daniels
SMU	4	39	1:41	TD	2	0:18	Connors 14-yd rec	Daniels
SMU	8	75	2:42	TD	3	0:23	Connors 1-yd run	Jenkins
SMU	6	66	4:14	FG	4	7:44	Horn 32-yd FG	Jenkins

Opp.	Plays	Yards	TOP	Result	Qtr.	Time	How Scored	QB
UT	6	<b>75</b>	2:40	TD	1	7:27	Brooks 37-yd rec	Ewers
UT	9	50	3:41	FG	2	12:59	Auburn 27-yd FG	Ewers
UT	7	36	2:02	FG	2	7:51	Auburn 46-yd FG	Ewers
UT	<b>16</b>	66	<b>4:25</b>	FG	2	0:00	Auburn 49-yd FG	Ewers
UT	8	62	3:40	TD	3	9:37	Mitchell 9-yd rec	Ewers
UT	1	44	0:08	TD	3	5:33	Sanders 44-yd rec	Ewers
UT	9	54	3:35	TD	3	0:57	Ewers 1-yd run	Ewers
UH	11	74	5:45	TD	2	2:42	Golden 10-yd rec	Smith
UH	6	64	1:24	TD	4	14:05	Smith 1-yd run	Smith
UH	6	71	2:04	TD	4	3:46	Sneed 14-yd run	Smith
UH	8	40	2:34	TD	4	0:15	Smith 1-yd run	Smith
UH	5	25	-	TD	OT	-	Golden 2-yd rec	Smith
UH	5	25	-	TD	2OT	-	Smith 2-yd run	Smith
TSU	5	76	1:48	TD	2	4:17	Johnson 15-yd rec	Wilson
USF	12	62	4:49	FG	1	7:22	Cannon 31-yd FG	Brown
USF	8	53	3:21	FG	2	14:07	Cannon 40-yd FG	Brown
USF	6	78	2:35	TD	2	1:35	Powell 26-yd run	Brown
USF	4	75	1:06	TD	3	13:54	Brown 1-yd run	Brown
USF	2	55	0:25	TD	3	2:07	Simmons 49-yd rec	Brown
USF	5	75	1:39	TD	4	13:22	Atkins 8-yd rec	Brown
USF	9	57	2:57	TD	4	8:52	Wright 1-yd run	Brown
ECU	14	56	6:16	FG	1	7:17	Conrad 35-yd FG	Flinn
ECU	10	44	4:43	FG	2	2:51	Conrad 27-yd FG	Flinn
ECU	8	39	1:20	FG	3	0:13	Conrad 38-yd FG	Flinn
ECU	17	80	7:19	TD	4	7:19	Harris 1-yd run	Flinn
UC	2	2	0:44	TD	2	10:49	Stafford 1-yd run	Roberson
UC	-	-	-	TD	2	9:54	Mitchell 50-yd fumble	-
UC	7	67	4:23	TD	2	3:48	Ross 41-yd rec	Roberson
UC	7	41	3:34	TD	3	9:52	Stafford 1-yd run	Roberson
UC	7	46	2:58	FG	4	14:02	McFadden 47-yd FG	Roberson
UC	3	76	1:43	TD	4	5:06	Joly 59-yd rec	Roberson
TLS	5	21	1:52	FG	2	5:45	Meyer 45-yd FG	Williams
TLS	4	69	1:20	TD	2	1:14	Benjamin 30-yd rec	Williams
TLN	5	49	2:03	FG	1	12:57	Ambrosio 44-yd FG	Pratt
TLN	4	78	1:49	TD	1	9:23	Brown 26-yd rec	Pratt
TLN	13	75	6:27	TD	2	13:59	Pratt 1-yd run	Pratt
TLN	8	50	4:12	TD	2	3:12	Bauman 1-yd rec	Pratt
TLN	3	35	0:16	FG	2	0:00	Ambrosio 41-yd FG	Pratt
TLN	8	30	3:49	FG	4	11:41	Ambrosio 43-yd FG	Pratt
SMU	7	75	2:34	TD	1	6:22	Daniels, Jr. 34-yd rec	Stone
SMU	2	33	0:29	TD	1	5:48	Stone 20-yd run	Stone
SMU	9	51	4:08	FG	2	6:59	Rogers 41-yd FG	Stone
SMU	7	89	2:16	TD	2	2:09	Hudson 30-yd rec	Stone
SMU	7	60	3:20	TD	3	9:32	Lavine 3-yd run	Stone
SMU	10	52	3:32	FG	3	3:05	Rogers 37-yd FG	Stone
SMU	12	41	4:55	FG	4	2:49	Rogers 51-yd field goal	Jennings





# INDIVIDUAL & TEAM SUPERLATIVES

## RICE SUPERLATIVES

### Individual

Rushes	10	Juma Otoviano vs. Houston (Sept. 9, 2023) Ari Broussard vs. Texas Southern (Sept. 16, 2023) Juma Otoviano vs. Texas Southern (Sept. 16, 2023)
Yards Rushing	120	Dean Connors at Tulsa (Oct. 19, 2023)
TD Rushes	3	Daelen Alexander vs. Houston (Sept. 9, 2023) Dean Connors at Tulsa (Oct. 19, 2023)
Pass attempts	49	JT Daniels vs. UCONN (Oct. 7, 2023)
Pass Completions	33	JT Daniels vs. UCONN (Oct. 7, 2023)
Yards Passing	432	JT Daniels at USF (Sept. 23, 2023)
TD Passes	4	JT Daniels vs. Texas Southern (Sept. 16, 2023)
Long Pass	80	JT Daniels at USF (Sept. 23, 2023)
Receptions	7	Five times; last by Dean Connors vs. SMU (Nov. 4, 2023)
Yards Receiving	199	Luke McCaffrey at USF (Sept. 23, 2023)
TD Receptions	2	Luke McCaffrey vs. Houston (Sept. 9, 2023) Dean Connors at USF (Sept. 23, 2023) Luke McCaffrey vs. UCONN (Oct. 7, 2023)
Long Reception	80	Dean Connors at USF (Sept. 23, 2023)
Field Goals	1	Five times; last by Tim Horn vs. SMU (Nov. 4, 2023)
Long Field Goal	48	Tim Horn vs. Texas Southern (Sept. 16, 2023)
Punts	6	Conor Hunt vs. SMU (Nov. 4, 2023)
Punting Avg	50.5	Conor Hunt vs. Texas Southern (Sept. 16, 2023)
Long Punt	64	Conor Hunt vs. Houston (Sept. 9, 2023)
Punts inside 20	1	Five times; last by: Conor Hunt vs. SMU (Nov. 4, 2023)
Long Punt Return	39	Sean Fresch vs. East Carolina (Sept. 30, 2023)
Long Kickoff Return	44	Quinton Jackson vs. SMU (Nov. 4, 2023)
Tackles	11	Plae Wyatt vs. Tulane (Oct. 28, 2023)
Sacks	2.0	Coleman Coco vs. Houston (Sept. 9, 2023)
Tackles For Loss	3.0	Demone Green vs. Houston (Sept. 9, 2023)
Interceptions	1	Four times; last by Gabriel Taylor vs. Tulane (Oct. 28, 2023)

### Team

Rushes	51	vs. Texas Southern (Sept. 16, 2023)
Yards Rushing	231	vs. Texas Southern (Sept. 16, 2023)
Yards Per Rush	5.5	at Tulsa (Oct. 19, 2023)
TD Rushes	4	vs. Texas Southern (Sept. 16, 2023)
Pass attempts	50	at USF (Sept. 23, 2023)
Pass Completions	34	at USF (Sept. 23, 2023)
Yards Passing	491	at USF (Sept. 23, 2023)
Yards Per Pass	21.2	vs. Texas Southern (Sept. 16, 2023)
TD Passes	4	2x last at USF (Sept. 23, 2023)
Total Plays	73	vs. Houston (Sept. 9, 2023)
Total Offense	512	at Tulsa (Oct. 19, 2023)
Yards Per Play	7.5	at Tulsa (Oct. 19, 2023)
Points	59	vs. Texas Southern (Sept. 16, 2023)
Sacks By	4	at USF (Sept. 23, 2023)
First Downs	26	vs. UCONN (Oct. 7, 2023)
Penalties	10	vs. East Carolina (Sept. 30, 2023) vs. SMU (Nov. 4, 2023)
Penalty Yards	120	vs. SMU (Nov. 4, 2023)
Turnovers	4	vs. UCONN (Oct. 7, 2023)
Interceptions By	1	Four times; last vs. Tulane (Oct. 28, 2023)
Punts	6	vs. SMU (Nov. 4, 2023)
Punting Avg	50.5	vs. Texas Southern (Sept. 16, 2023)
Long Punt	64	vs. Houston (Sept. 9, 2023)
Punts inside 20	1	Five times; last vs. SMU (Nov. 4, 2023)
Long Punt Return	39	vs. East Carolina (Sept. 30, 2023)

## OPPONENT SUPERLATIVES

### Individual

Rushes	23	Makhi Hughes vs. Tulane (Oct. 28, 2023)
Yards Rushing	153	Makhi Hughes vs. Tulane (Oct. 28, 2023)
TD Rushes	3	Donovan Smith vs. Houston (Sept. 9, 2023)
Long Rush	43	Makhi Hughes vs. Tulane (Oct. 28, 2023)
Pass attempts	44	Alex Flinn vs. East Carolina (Sept. 30, 2023)
Pass completions	24	Donovan Smith vs. Houston (Sept. 9, 2023)
Yards Passing	435	Byrum Brown at USF (9/23/23)
TD Passes	3	Quinn Ewers at Texas (Sept. 2, 2023)
Long Pass	59	Byrum Brown at USF (Sept. 23, 2023) Ta'Quan Roberson vs. UCONN (Oct. 7, 2023)
Receptions	9	Samuel Brown vs. Houston (Sept. 9, 2023)
Yards Receiving	272	Naiem Simmons at USF (9/23/23)
TD Receptions	2	Matthew Golden vs. Houston (Sept. 9, 2023)
Long Reception	59	Khafre Brown at USF (Sept. 23, 2023) Justin Joly vs. UCONN (Oct. 7, 2023)
Field Goals	3	Four times; last Collin Rogers vs. SMU (Nov. 4, 2023)
Long Field Goal	51	Collin Rogers vs. SMU (Nov. 4, 2023)
Punts	8	Patrick Hellen vs. Texas Southern (Sept. 16, 2023)
Punting Avg	53.0	Laine Wilkins vs. Houston (Sept. 9, 2023)
Long Punt	66	Laine Wilkins vs. Houston (Sept. 9, 2023)
Punts inside 20	3	Agnus Davies at Tulsa (Oct. 19, 2023)
Long Punt Return	21	Xavier Worthy at Texas (Sept. 2, 2023)
Long Kickoff Return	32	Javious Bond vs. East Carolina (Sept. 30, 2023)
Tackles	15	Kendarin Ray at Tulsa (Oct. 19, 2023)
Sacks	2.5	Elijah Roberts vs. SMU (Nov. 4, 2023)
Tackles For Loss	3.0	Nelson Ceaser vs. Houston (Sept. 9, 2023)
Interceptions	1	Eight times; last by Isaiah Nwokobia vs. SMU (Nov. 4, 2023) Kobe Wilson vs. SMU (Nov. 4, 2023)

### Team

Rushes	45	vs. SMU (Nov. 4, 2023)
Yards Rushing	223	vs. SMU (Nov. 4, 2023)
Yards Per Rush	5.0	vs. SMU (Nov. 4, 2023)
TD Rushes	4	vs. Houston (Sept. 9, 2023)
Pass attempts	45	vs. East Carolina (Sept. 30, 2023)
Pass completions	24	vs. Houston (Sept. 9, 2023)
Yards Passing	435	at USF (Sept. 23, 2023)
Yards Per Pass	19.7	at USF (Sept. 23, 2023)
TD Passes	3	at Texas (Sept. 2, 2023)
Total Plays	83	vs. East Carolina (Sept. 30, 2023)
Total Offense	597	at USF (Sept. 23, 2023)
Yards Per Play	8.5	at USF (Sept. 23, 2023)
Points	42	at USF (Sept. 23, 2023)
Sacks By	4	at USF (Sept. 23, 2023) vs. SMU (Nov. 4, 2023)
First Downs	28	vs. SMU (Nov. 4, 2023)
Penalties	11	vs. Texas Southern (Sept. 16, 2023)
Penalty Yards	94	vs. Texas Southern (Sept. 16, 2023)
Turnovers	3	at Tulsa (Oct. 19, 2023)
Interceptions By	2	at Texas (Sept. 2, 2023) vs. SMU (Nov. 4, 2023)
Punts	9	vs. Texas Southern (Sept. 16, 2023)
Punting Avg	53.0	vs. Houston (Sept. 9, 2023)
Long Punt	66	vs. Houston (Sept. 9, 2023)
Punts inside 20	3	at Tulsa (Oct. 19, 2023)
Long Punt Return	21	at Texas (Sept. 2, 2023)

# 2023 DRIVE SUPERLATIVES

<b>Longest Drive</b>		<b>Rice</b>	<b>Opponents</b>
No. of Plays		16 (82 yds, 10:23 TOP) vs. Texas Southern results in TOD	17 (80 yds, 7:19 TOP) by East Carolina results in TD
By No. of Yards		96 (14p, 9:56 TOP) at Tulsa results in TD	89 (7p, 2:16 TOP) by SMU results in TD
By Time of Possession		10:23 (16p, 82 yds) vs. Texas Southern results in TOD	8:06 (16p, 54 yds) by Tulane results in turnover on downs
<b>Shortest Drive</b>		<b>Rice</b>	<b>Opponents</b>
No. of Plays		1, 9x, last (0 yds; 0:05 TOP) vs. SMU results in INT	1, 6x, last (-2 yds, 0:12 TOP) by SMU results in end of half
By No. of Yards		-15 (4p, 1:57 TOP) vs. SMU results in punt	-9 (1p, 0:09 TOP) by Texas Southern results in missed fumble
By Time of Possession		0:03, 2x, last (1p, -2 yds) at Tulsa results in end of half	0:08 (1p, 44 yds) by Texas results in TD

# 2023 TURNOVERS

Opponent	Forced by Rice					Forced by Opponent			
	Fumbles	INT	Total	Pts Off	Margin	Fumbles	INT	Total	Pts Off
at Texas	0	0	0	0	-3	1	2	3	3
Houston	0	1	1	7	-1	1	1	2	7
Texas Southern	2	0	2	14	2	0	0	0	0
at South Florida	1	0	1	7	1	0	0	0	0
East Carolina	0	1	1	7	0	0	1	1	0
Connecticut	0	0	0	0	-4	3	1	4	15
at Tulsa	2	1	3	14	3	0	0	0	0
Tulane	0	1	1	7	0	0	1	1	3
SMU	1	0	1	0	-2	1	2	3	7
at UTSA									
at Charlotte									
Florida Atlantic									
<b>TOTALS</b>	<b>6</b>	<b>4</b>	<b>10</b>	<b>56</b>	<b>-4</b>	<b>6</b>	<b>8</b>	<b>14</b>	<b>35</b>

# 2023 RICE BIG PLAYS

Opponent	Rushing				Passing				Special Teams	
	10-19	20-29	30-39	40+	20-29	30-39	40-49	50+	Block	Ret. TD
at Texas	0	0	0	0	0	1	0	0	0	0
Houston	0	0	1	0	3	2	0	0	0	0
Texas Southern	3	1	1	0	0	3	1	1	0	0
at South Florida	1	0	0	0	5	1	1	2	0	0
East Carolina	1	1	0	0	1	2	1	0	0	0
Connecticut	3	2	0	0	4	2	0	0	1	0
at Tulsa	4	1	0	1	5	1	1	0	0	0
Tulane	2	1	0	0	0	1	0	0	0	0
SMU	1	1	0	1	1	2	0	0	1	1
at UTSA										
at Charlotte										
Florida Atlantic										
<b>TOTALS</b>	<b>15</b>	<b>7</b>	<b>2</b>	<b>2</b>	<b>19</b>	<b>15</b>	<b>4</b>	<b>3</b>	<b>2</b>	<b>1</b>

# 2023 OPPONENT BIG PLAYS

Opponent	Rushing				Passing				Special Teams	
	10-19	20-29	30-39	40+	20-29	30-39	40-49	50+	Block	Ret. TD
at Texas	5	0	1	0	2	1	1	0	0	0
Houston	3	3	0	0	1	1	0	1	0	0
Texas Southern	2	1	0	0	1	1	0	0	0	0
at South Florida	2	3	0	0	0	1	2	4	0	0
East Carolina	4	1	1	0	1	2	0	0	0	0
Connecticut	3	1	0	0	1	0	1	1	0	1
at Tulsa	2	0	0	1	2	1	0	0	0	0
Tulane	5	0	0	1	4	1	0	0	0	0
SMU	3	1	1	0	2	3	0	0	0	0
at UTSA										
at Charlotte										
Florida Atlantic										
<b>TOTALS</b>	<b>29</b>	<b>10</b>	<b>3</b>	<b>2</b>	<b>14</b>	<b>11</b>	<b>4</b>	<b>6</b>	<b>0</b>	<b>1</b>



# PLAYER NOTES

## QUARTERBACKS

### 18 JT DANIELS 2023 CO-CAPTAIN

- Leads the AAC with 19 TD passes, 2,362 yards, and 295.3 passing yards per Daniels leads the AAC in TD passes, ranks third in yards, passing efficiency (153.8) and yards per completion (13.5). He is 10th nationally in passing TDs, 21st in yards, 26th in yards per game (271.4) and yards per completion, and 28th in passing efficiency (153.8).
- Threw for a career-high 432 yards at USF, becoming the first Rice QB top 400 yards twice in the same season. Chase Clement (once in 2007 and once in 2008) is the only other with two in his career.
- AAC Player of the week, Manning Award and Davey O'Brien Award Top 8 and Earl Campbell Honor Roll honoree after matching his career high by throwing for 401 yards and three TDs in the double overtime win vs. Houston.
- Was a panelist along with ACC Commissioner Jim Phillips, Clemson AD Graham Neff, and Arizona head coach Jedd Fisch at the *ZDC Presents: The Future of College Athletics* summit hosted by the University of Arizona in Washington D.C. in June.

### 9 CHASE JENKINS

- True freshman and January enrollee made his debut vs. Texas Southern and was 3/45 with a long of 28 on the ground and 1-1 for -1 through the air.
- Came on in relief of JT Daniels vs. SMU and led the Owls to 10 points while completing 10 of 16 for 85 yards and adding 14 yards on the ground.
- Scored his first career touchdown on a four-yard run vs. ECU, while matching his career-long with a 28-yard run and completing one pass for eight yards.

### 12 AJ PADGETT

- Threw for 59 yards (7-10) and a touchdown in relief of JT Daniels at USF.
- Selected by his teammates as the winner of the Liposcomb Award as the Owls' top freshman after throwing for 634 yards in just over 2 ½ games of action.

## RUNNING BACKS

### 5 ARI BROUSSARD

- One of three Owls (Juma Otoviano & Clay Servin) who are in their sixth season at Rice.
- Needs 26 yards to reach 1,000 in his career.
- Scored a rushing touchdown in each of the first six games in 2022, the first Owl to score on the ground in six consecutive games since Chase Clement in 2008
- Came to Rice as a walk-on who first contacted the coaching staff after being admitted to school.

### 0 DEAN CONNORS

- Leads the Owls in rushing (414) and all-purpose (800) yards and is second with eight touchdowns.
- Rushed for 120 yards on just nine carries, his first 100-yard game, and scored a career-high three TDs at Tulsa, earning a spot on the AAC Honor Roll.
- Leads the RBs and is second on the team with 35 receptions, the most by a Rice RB since Austin Walter had 44 in 2018.
- Caught a pair of TD passes at USF, including an 80-yarder which was the longest TD reception by an Owl since Quinton Smith and Chase Clement combined on an 80-yard catch and run vs. Houston in 2006.

### 21 JUMA OTOVIANO

- Scored twice on the ground vs. Tulane, his second two-TD game this year, both in the last three games.
- Four touchdowns this season are a career-high... Scored three as a true freshman in 2018.
- Ran for a season-high 51 yards (six carries) vs. UConn, including a pair of first quarter rushing TDs to match his career-high set vs. ODU in 2018.
- Has a career-best 12 receptions this year (had 10 in his career coming into the season).
- Topped 1,000 career rushing yards while rushing for 94 yards vs. North Texas last season and is the Owls' active leader with 1,291.

## WIDE RECEIVERS

### 2 KOBIE CAMPBELL

- Switched to #2 in order to play on special teams along with #1 Sean Fresch.
- Hauled in 70-yard scoring pass from JT Daniels vs. TSU for his first career TD and also the longest completion in Daniels' career.
- 70 yard play also eclipsed his career-best single game mark of 61 at WKU in 2022.
- Caught 17 passes for 192 yards in 2022 and added 37 yards on four carries in 11 games.

### 3 JOVONI JOHNSON-McCRAY

- Made his first career start at WR vs. UConn.
- One of two former starting QBs for the Owls who are now at wide receiver (Luke McCaffrey).
- Recorded his first career catch at Texas (14 yards) and added two for 40 vs. Houston.
- Looking to find the end zone for the first time since he scored twice on the ground at UTEP on 11/30/2019 as a true freshman.

### 80 RAWSON MacNEILL

- Has started six of the first nine games and has reception in the last seven, including 22 for 337 and two TDs in the last six games.
- Matched his career-high with six catches for a career-best 91 yards vs. UConn.
- Picked up his first career reception vs. Houston for 15 yards for the Owls' initial first down on their first possession.
- Made his debut as a true freshman in the opener at 2022 USC with 12 snaps and also saw brief action vs. Lafayette and Houston while retaining his redshirt.

### 10 LUKE McCAFFREY 2023 CO-CAPTAIN

- Second in the AAC with nine TD receptions and fifth with 700 yards and 77.8 yards per game average.
- Nine TDs this season and his 15 career TD receptions are both tied for sixth at Rice.
- Has topped 100 yards twice this year (and fell one yard short in two others) and has five in his career.
- Caught nine for 199 yards at USF, the second-best receiving total in school history.
- Selected by his teammates as the winner of the George Martin Award as team MVP after leading the team with 58 receptions and all-purpose yards (903) and finishing second in receiving yards (723) and touchdown receptions (6) in his first season at wide receiver.
- First Owl to have two games with 10-or-more receptions since Zach Wright in 2016 (12, 10).
- Father (Ed McCaffrey) caught 565 passes for 7,422 yards and 55 touchdowns in 13 NFL seasons, winning three Super Bowl rings ((Super Bowl XXIX, as a 49er; XXXII and XXXIII, as a Bronco).

## 17 LANDON RANSOM-GOELZ

- Set career-highs with five receptions and 58 yards vs. Tulsa.
- Scored the winning points vs. ECU with a 44-yard catch and run, his first career touchdown.
- Had his first multi-catch game vs. USF (4-40).
- Just missed scoring on his first career reception when he was called down at the one on a diving 44-yard reception vs. TSU.
- Made his collegiate debut with a start at Texas.
- First true freshman to start an opener on offense since WR Andrew Novak vs. Houston in 2006.
- One of four freshman who made up the first class of early high school admits for Rice (Jamarion Clark, Peyton Farmer, Chase Jenkins).

## 8 MATT SYKES

- Grad transfer from UCLA who joined the Owls in June but saw his debut delayed until the TSU game.
- Combined with JT Daniels on a 32-yard catch at run vs. Tulsa for his first catch as an Owl.
- Saw action in 13 games as a reserve receiver and on special teams.
- Caught a season-high four passes at Colorado, including his first career TD reception (24 yards).
- One of four players from Hawai'i on the Owls' roster (Dean Connors, Tim Horn, Connor Hunt).

## 81 BRAYLEN WALKER

- Averaging 16.3 yards per catch in nine career games (17/277)
- Flashed explosive potential in the season-finale at North Texas and in the Lending Tree Bowl in his first action of his career.
- Second catch was for 15 yards and his third was good for a 48-yard touchdown. Carried the ball once for 20 yards on a reverse vs. Southern Miss in the Lending Tree Bowl.

### TIGHT ENDS

## 87 JACK BRADLEY

- Played in his 51st game vs. SMU to move into a tie for sixth on the Rice career list.
- 53 career receptions rank 8th among Owls' tight ends.
- Combined with JT Daniels on a career-best, 41-yard reception vs. Tulsa.
- Set career-highs for receptions (28), yards (260), and touchdowns (2) while starting 12 of 13 games (Owls opened with four wide receivers vs. UAB).
- Season totals were the most for a Rice tight end since Connor Cella had 31 receptions for 302 yards in 2016.

## 14 BODEN GROEN

- Third on the team with a career-best 27 receptions.
- Found the end zone for the first time in his career on a four-yard combination with JT Daniels vs. Tulane.
- Caught nine passes for 79 in 2022 yards while playing in 12 of 13 games, including starts vs. Charlotte, UTSA, and North Texas
- Caught passes in four straight games (Charlotte, UTEP, WKU & UTSA) and then closed with a career-high three on a career-best 63 snaps vs. Southern Miss in the Lending Tree Bowl.

### OFFENSIVE LINE

## 77 BRANDT BANKS

- Grad transfer who joined his former early admit at Nebraska (Luke McCaffrey) in the starting lineup in the opener at Texas.
- Played in 26 games for the Huskers over four seasons, including all 12 in 2022.
- One previous career start (vs. Illinois in the 2021 season opener).
- Became the 14th true freshman in school history to play on the offensive line when he made his debut vs. Maryland in 2019... Was added to the Nebraska basketball roster just before the 2020 Big Ten tournament and played three minutes vs. Indiana.

## 75 MIGUEL CENDENO

- Made his first career starts vs. ECU stepping in for Clay Servin.
- Saw action in one game as a true freshman (McNeese).

## 73 LAVEL DUMONT

- Grad transfer from Toledo and Tampa product who joined the Owls in January after making 10 career starts for the Rockets and has started every game this year.
- Nine games are a career high. Previous high was eight at Toledo in 2021.
- Played in four games, including starts at Ohio State and San Diego State in 2022.

## 52 BRADEN NUTTER

- Named the co-offensive player of the week vs. Houston.
- Made his first career start at center in the opener at Texas after 19 career games at guard (12 starts).
- Made three starts and saw action on 188 offensive snaps in 2022.
- Saw action in all 12 games and started the last nine at guard in 2021... Moved into the starting lineup vs. Southern Miss and totaled 663 snaps (sixth on the team).

## 78 ETHAN ONIANWA

- Made is 21st career start vs. SMU and is tied with Brant Banks for the team lead with 576 snaps this year.
- Also chips in on the place kick defense special team.
- Preseason second team All-AAC pick by Phil Steele after starter 12 of 13 games last season as a redshirt freshman.
- Third on the team in '22 with 860 offensive snaps, with a high of 87 vs. Louisiana.

## 71 CLAY SERVIN 2023 CO-CAPTAIN

- Named to the Outland Trophy Watch list.
- Anchor on the offense front who saw his streak of 40 consecutive starts end when he missed the TSU game.
- Has played in 52 career games (51 starts) and needs three games and starts to tie the school records for each. Former teammate Shea Baker set the mark for starts with his 54th last year in the Lending Tree Bowl and tied the mark for games with 55, joining Gabe Baker (2010-14).
- Started seven straight to open his career before missing the Baylor game in 2019 and has started the last 37.
- Played 880 snaps on offense in 2022, including a career-high 87 vs. Louisiana, and 3,338 in his career.



**DEFENSIVE LINE**

**55 DE'BRAYLON CARROLL**

- Leads the team with 21 total pressers and 14 hurries according to PFF.
- Credited with a career-best six tackles at USF.
- Tied his career high with 1.5 sacks in the opener at Texas.
- His top two sack games have come against ranked opponents (#11 Texas and #17 Marshall in 2020).
- Received his degree in Sport Management in May of 2023 and now enrolled in the MBA program.
- Recruited by Rice after a recommendation from current Owls' linebacker coach Jon Kay who faced Carroll in the 2018 6A D1 championship game when he was head coach at North Shore HS.

**44 COLEMAN COCO**

- Grad transfer who joined the Owls in January from Colgate and moved to the top of the depth chart with a standout spring.
- Second with 20 total pressures-five shy of his career-best set last season at Colgate-and second with 13 hurries.
- Led the Owls with a career-high two sacks vs. Houston.
- Credited with four tackles and a shared sack in his Rice debut at Texas.
- Has at least a shared TFL in six of his nine career games against FBS opposition (2 sacks vs. Houston, 1.5 TFL vs. ECU .5 sack at Texas, .5 TFL at USF, .5 sack at Tulsa this season and .5 TFL at Stanford in 2022).
- Credited with a pair of tackles picking up a solo tackle for loss and sharing a second in the season-opener vs. Stanford.

**50 IZEYA FLOYD**

**2023 CO-CAPTAIN**

- One of seven Owls selected as captains for the 2023 season.
- Credited with a season-high five tackles vs.Tulane.
- Forced an interception on Houston's first possession with a hurry.
- Saw action in a career-high 440 snaps on defense in 2022 and reached career highs in solo tackles (7), total tackles (21), total pressures (15), and quarterback hurries (15).
- Snap total was second among interior defenders and the most among returners.
- Credited with at least one tackle in 12 of 13 games in 2022, ending with a five in the Lending Tree Bowl vs. Southern Miss... Forced his first career fumble in the bowl game, setting up the tying touchdown in the third quarter.

**12 JOSH PEARCY**

**2022, 2023 CO-CAPTAIN**

- Lombardi Award Watch List.
- Leads the team with five QB hits and is tied for third on the team with 19 total pressures and 12 hurries.
- Needs 1.5 sacks to move into a tie for 6th and 2.5 TFLs to move into tie for 10th on the Rice career lists.
- Tied his career high with two TFLs vs. TSU and has at least one in four of six games to lead the team with 5.5 this year and all active Owls with 25.5 in his career.
- Credited with a sack and three tackles at Texas and is the Owls' active career leader with 13.5 sacks.
- Named as a captain for the second consecutive year after serving as special teams captain last year.
- Led the team in TFL (10/50) and sacks (6.5/45) as well as special teams tackles (6).
- Started all 13 games at rush end and saw action on a career-high 557 plays on defense and added a career-best 154 snaps on special teams.

**LINEBACKERS**

**7 CHIKE ANIGBOGU**

**2023 CO-CAPTAIN**

- Former walk-on who was named captain of the special teams.
- Nominated for the Burlesworth Trophy (top walk-on).
- Put the Owls up 7-0 over SMU returning a blocked punt 15 yards for a touchdown.
- Second career sack ended ECU's final threat with :24 left in the game.
- Credited with his first career sack vs. TSU and just missed a second while forcing a fumble that was recovered for positive yardage.
- Made his second career start (Southern Miss in 2020) in the opener at Texas and was credited with three tackles, including his first career tackle for loss.
- AFCA Good Works Team nominee

**27 ANDREW AWE**

- Made his second career start vs. SMU and was credited with two tackles.
- Credited with a pair of tackles at Texas.
- Completed his rise from a walk-on to earn a scholarship at the end of training camp and finished 2022 with 22 tackles, including a team-leading eight on special teams.
- Made his collegiate debut with a start in the opener at USC.
- Credited with a then career-high six tackles in his second career start (at LA

**11 CHRIS CONTI**

- Missed the SMU game after an injury in practice leading up to the game.
- Third on the team with 53 tackles and has 128 in two seasons at Rice.
- Returned his first career interception for 15 yards to set up the Owls first TD vs. ECU.
- Tied his career high with 11 tackles at USF, his third career game in double figures.
- Led the team in 2022 with a career-best 75 tackles while playing in all 13 games (12 starts) in his first year as a fulltime starter after transferring from Rutgers.
- Credited with four tackles in the opener at Texas.
- Reached double figures for the first time in his career in 2022 with a personal-best 11 stops at Houston and added 10 at LA Tech, including his first career sack (loss of nine yards).

**33 MYRON MORRISON**

**2023 CO-CAPTAIN**

- Tied for third on the team with 18 total pressures and 11 hurries, and tied for second with four QB hits coming on just 60 pass rushes.
- Credited with five of the Owls' 31 total pressures vs. ECU
- Five total pressures (three hurries and two QB hits) came on 12 pass rushes.
- Reached double figures for the second time in his career with 11 at USF.
- Credited with seven tackles in the opener at Texas and second on the team with 16.
- Jess Neely Defense Award winner for linebackers as selected by his teammates after setting career highs for tackles (73), tackles for loss (6.5), sacks (1.5), interceptions (2), PBU (5), fumble recoveries (2) and starts (10).
- Two interceptions tied for the team lead and made him the first Rice linebacker with more than one interception in a season since Cam Nwosu had a pair in 2012.
- Picked off his first pass at Houston (no return) and his second vs. UTSA which he returned for 16 yards.
- Did not start the first half in the opener at USC due to a targeting ejection in the final game of 2021 and then started the next five.
- Credited with a career-high 15 tackles at FAU in 2022.

## DEFENSIVE BACKS

### 2 TRE'SHON DEVONES

- Defensive Player of the Game vs. Tulsa (5 tackles, 1 TFL, 2 PBU)
- Has a career-best 31 tackles this year and tied for the team lead with six PBU.
- Provided turnovers on Houston and TSU's first possession which led to 14 points by the Owls and also broke up a career-best two passes.
- Picked off his first career pass on Houston's 1st possession to set Rice up to take a two-score lead and followed that with a fumble recovery on TSU's first play of the game to set up Rice's opening TD.
- Broke up a fourth-down pass by Houston to create his second change of possession in the game.
- Made his first career start in a season-opener and recorded a career-high six

### 1 SEAN FRESCH

- Owls active leader with 19 PBU and broke up three vs. Houston.
- Returned a punt for season-best 39 yards vs. ECU.
- Credited with a career-best eight tackles and also broke up a pass in the opener at Texas.
- Saw action in a career-best 544 snaps last season, third among the DBs.
- Top game came vs. UAB when he allowed just two completions in seven targets.
- Picked off a pass in the end zone with the Bulldogs leading 10-0 and inside the Owls' 20 after a fumble recovery

### 22 JONATHAN JEAN

- Set up the Owls' second TD at Tulsa by forcing a fumble on his first career sack.
- Picked up his second sack in the next game vs. Tulane.
- Credited with a career-best seven tackles at USF.
- Made his starting debut in the opener vs. Houston and delivered the game-clinching play by knocking away Houston's two-point conversion pass at the end of the second overtime.

### 26 GABRIEL TAYLOR

- Set up a touchdown for the second consecutive game with an interception, returning his pick vs. Tulane for 72 yards.
- Owls' active leader with seven interceptions and needs two to move into a tie for 10th on the career list.
- Has returned his interceptions for 178 yards which ranks seventh at Rice.
- Tied for the team lead with six PBU, matching his career-high set last season.
- Picked off his first pass of the season and sixth of his career on Tulsa's first drive to set up the Owls first TD.
- Credited with his first career sack, broke up one pass and had four total pressures along with seven tackles vs. ECU.
- Dashed 91 yards vs. McNeese with his first career pick-six, the third-longest interception for a touchdown in school history, and the longest since Preston Anderson set the school record with a 99-yard return at Georgia Tech in 1972.

### 31 TYSON FLOWERS

- Made a memorable first career start, leading the team with eight tackles and three pass breakups vs. SMU.
- Highest graded Owls' defender against the Mustangs by PFF (71.7).

### 41 PLAE WYATT

- Moved back into the team lead with a career-best 12 tackles vs. Tulane, his second double figure game in the last four.
- Has a career-best 60 tackles this year.
- Also broke up a pair of passes vs. Tulane.
- Reached double figures in tackles for the first time in his career with 10 against UConn.
- Chalked up nine tackles, including his first career sack, at South Florida.
- Made his starting debut in the opener at Texas and was credited with a then career-high eight tackles, including sharing his first career TFL and a fourth-down stop for no gain at the Rice 24.

## SPECIAL TEAMS

### 48 WYATT FREEMAN

- Moved into the starters role at Long Snapper at the conclusion of training camp and made his debut in the opener at Texas.
- Transferred to Rice in January after one semester at the Naval Academy Prep School.

### 28 ENOCK GOTA

- Redshirt walk-on who battled Tim Horn for placement duties during training camp and made his debut vs. TSU with six kickoffs averaging 64.5 yards, including four touchbacks and his first career PAT.
- Has 19 touchbacks on 28 kickoffs this season.
- Came to the United States in 2015 from his native Togo to join his parents who had fled political unrest in the country.
- Was introduced to football in middle school while enrolled in the ESL program.

### 15 TIM HORN

- Converted all four PATs vs. SMU to improve to 37x37 and move into 7th on the Owls' single-season list.
- Scored a career-high 10 points with a career-best seven PATs and a career-long, 48-yard field goal vs. TSU.
- Converted his first career field goal (43 yards) to open the Owls' scoring in 2023 and give Rice the early lead at Texas... Also converted his first PAT of the season.
- Averaging 61.7 yards on 21 kickoffs this season, with seven touchbacks.
- Handled all the Owls' kickoff chores in 2022 and was third in Conference USA with a 62.86 average on 64 kicks.
- Average was the highest by an Owl since Jack Fox (63.76 on 51 kickoffs) in 2019.
- Credited with a pair of tackles on kick coverage in 2022 with one each vs. UTSA and Southern Miss in the Lending Tree Bowl and added a third vs. ECU.

### 23 CONNOR HUNT

- Averaged 50.5 on a pair of punts vs. TSU.
- Placed on scholarship prior to the start of the year and was informed via a video from former Owl and current Lions punter Jack Fox.
- Averaged 45 yards on five punts, including a long of 58, in the opener at Texas.
- Handled all the Owls' punting chores in his first season after transferring from Georgetown.
- Averaged 41 yards per punt on 49 kicks.
- Placed 10 punts inside the 20 and had five of better than 50 yards, including a long of 64 in the rain at North Texas.



# TEAM STATISTICS

## Team Statistics

	RICE	OPP
<b>Scoring</b>	<b>297</b>	<b>258</b>
Points per game	33.0	28.7
Points Off Turnovers	56	35
<b>First Downs</b>	<b>168</b>	<b>189</b>
Rushing	51	67
Passing	102	103
Penalty	15	19
<b>Rushing Yardage</b>	<b>853</b>	<b>1408</b>
Yards gained rushing	1078	1600
Yards lost rushing	225	192
Rushing attempts	244	344
Average per rush	3.5	4.1
Average per game	94.8	156.4
TDs Rushing	17	14
<b>Passing Yardage</b>	<b>2594</b>	<b>2222</b>
Comp-Att-Int	200-317-8	165-278-4
Average per pass	8.2	8.0
Average per catch	13.0	13.5
Average per game	288.2	246.9
TDs Passing	22	15
<b>Total offense</b>	<b>3447</b>	<b>3630</b>
Total plays	561	622
Average per play	6.1	5.8
Average per game	383.0	403.3
<b>Kick returns: #-Yards</b>	<b>22-471</b>	<b>14-240</b>
<b>Punt returns: #-Yards</b>	<b>10-116</b>	<b>10-101</b>
<b>Int returns: #-Yards</b>	<b>4-87</b>	<b>8-11</b>
<b>Kick return average</b>	<b>21.4</b>	<b>17.1</b>
<b>Punt return average</b>	<b>11.6</b>	<b>10.1</b>
<b>Int return average</b>	<b>21.8</b>	<b>1.4</b>
<b>Fumbles-Lost</b>	<b>9-6</b>	<b>9-6</b>
<b>Penalties-Yards</b>	<b>53-464</b>	<b>58-510</b>
Average per game	51.6	56.7
<b>Punts-Yards</b>	<b>36-1437</b>	<b>32-1347</b>
Average per punt	39.9	42.1
Net punt average	36.6	37.4
<b>Kickoffs-Yards</b>	<b>50-3137</b>	<b>51-3080</b>
Average per kick	62.7	60.4
Net kick average	40.1	38.8
<b>Time of possession / game</b>	<b>31:37</b>	<b>29:57</b>
<b>3rd-down conversion</b>	<b>46/111</b>	<b>48/126</b>
3rd-down pct	41%	38%
<b>4rd-down conversion</b>	<b>11/16</b>	<b>9/22</b>

# TEAM STATISTICS

	<b>RICE</b>	<b>OPP</b>
4rd-down pct	69%	41%
<b>Sacks by-Yards</b>	<b>16-102</b>	<b>17-121</b>
<b>Misc Yards</b>	<b>0</b>	<b>0</b>
<b>Touchdowns scored</b>	<b>40</b>	<b>30</b>
<b>Field goals - attempts</b>	<b>5-9</b>	<b>16-20</b>
<b>On-Side kicks</b>	<b>0-2</b>	<b>0-0</b>
<b>Red-zone scores</b>	<b>(31-34) 91%</b>	<b>(26-36) 72%</b>
<b>Red-zone touchdowns</b>	<b>(28-34) 82%</b>	<b>(20-36) 56%</b>
<b>PAT-attempts</b>	<b>(38-38) 100%</b>	<b>(24-25) 96%</b>
<b>2-point conversion-attempts</b>	<b>(2-2) 100%</b>	<b>(3-5) 60%</b>
<b>Attendance</b>	<b>124401</b>	<b>145685</b>
Games / Avg per game	6/20734	3/48562
Neutral site games	-	0/0

## Score by Periods

<b>Team</b>	<b>1st</b>	<b>2nd</b>	<b>3rd</b>	<b>4th</b>	<b>OT</b>	<b>TOT</b>
Rice	104	56	66	56	15	297
Opponents	37	96	52	60	13	258





# RESULTS

	Date	Opponent		Score	Overall	Conf	Time	Attend
	09/02/2023	at Texas	L	10-37	0-1	0-0	3:11	98017
	09/09/2023	Houston	Wot2	43-41	1-1	0-0	3:58	23425
	09/16/2023	Texas Southern	W	59-7	2-1	0-0	3:33	18103
*	09/23/2023	at South Fla.	L	29-42	2-2	0-1	3:35	29141
*	09/30/2023	East Carolina	W	24-17	3-2	1-1	3:44	19598
	10/07/2023	UConn	L	31-38	3-3	1-1	3:25	21207
*	10/19/2023	at Tulsa	W	42-10	4-3	2-1	3:16	18527
*	10/28/2023	Tulane	L	28-30	4-4	2-2	3:17	20436
*	11/04/2023	SMU	L	31-36	4-5	2-3	3:44	21632

# INDIVIDUAL STATISTICS

## Rushing

Player	gp	att	gain	loss	net	avg	td	lg	avg/g
Dean Connors	9	65	439	25	414	6.4	5	57	46.0
Juma Otoviano	9	63	238	13	225	3.6	4	24	25.0
Chase Jenkins	3	11	98	12	86	7.8	1	28	28.7
Ari Broussard	9	20	77	10	67	3.4	0	16	7.4
Daelen Alexander	6	18	41	6	35	1.9	5	9	5.8
Braylen Walker	9	3	30	0	30	10.0	0	20	3.3
Luke McCaffrey	9	9	29	7	22	2.4	0	12	2.4
Quinton Jackson	9	6	25	4	21	3.5	0	11	2.3
Micah Barnett	9	6	17	0	17	2.8	0	6	1.9
AJ Padgett	2	3	14	4	10	3.3	0	11	5.0
Kobie Campbell	7	5	14	9	5	1.0	0	8	0.7
Christian Francisco	4	1	4	0	4	4.0	1	4	1.0
JoVoni Johnson-McCray	7	1	0	4	-4	-4.0	0	0	-0.6
JT Daniels	9	25	52	117	-65	-2.6	1	16	-7.2
Team	9	8	0	14	-14	-1.8	0	0	-1.6
<b>Total</b>	<b>9</b>	<b>244</b>	<b>1078</b>	<b>225</b>	<b>853</b>	<b>3.5</b>	<b>17</b>	<b>57</b>	<b>94.8</b>
<b>Opponents</b>	<b>9</b>	<b>344</b>	<b>1600</b>	<b>192</b>	<b>1408</b>	<b>4.1</b>	<b>14</b>	<b>43</b>	<b>156.4</b>

## Passing

Player	gp	effic	comp-att-int	pct	yds	td	lg	avg/g
JT Daniels	9	153.8	181-287-7	63.1	2443	21	80	271.4
Chase Jenkins	3	98.5	12-18-1	66.7	92	0	37	30.7
AJ Padgett	2	152.6	7-10-0	70.0	59	1	27	29.5
Luke McCaffrey	9	0.0	0-1-0	0.0	0	0	0	0.0
Team	9	0.0	0-1-0	0.0	0	0	0	0.0
<b>Total</b>	<b>9</b>	<b>149.7</b>	<b>200-317-8</b>	<b>63.1</b>	<b>2594</b>	<b>22</b>	<b>80</b>	<b>288.2</b>
<b>Opponents</b>	<b>9</b>	<b>141.4</b>	<b>165-278-4</b>	<b>59.4</b>	<b>2222</b>	<b>15</b>	<b>59</b>	<b>246.9</b>

## Receiving

Player	gp	no.	yds	avg	td	lg	avg/g
Luke McCaffrey	9	45	700	15.6	9	51	77.8
Dean Connors	9	35	371	10.6	3	80	41.2
Boden Groen	9	27	264	9.8	1	31	29.3
Rawson MacNeill	9	24	358	14.9	2	38	39.8
Landon Ransom-Goelz	9	17	255	15.0	2	44	28.3
Braylen Walker	9	13	200	15.4	2	36	22.2
Juma Otoviano	9	12	100	8.3	0	35	11.1
Kobie Campbell	7	7	139	19.9	1	70	19.9
Quinton Jackson	9	6	33	5.5	0	9	3.7
Jack Bradley	9	5	58	11.6	1	41	6.4
JoVoni Johnson-McCray	7	3	54	18.0	0	23	7.7
Ari Broussard	9	2	14	7.0	0	12	1.6
Elijah Mojarro	7	1	14	14.0	0	14	2.0
Matt Sykes	6	1	32	32.0	0	32	5.3

## Punt Returns

Player	no.	yds	avg	td	lg
Sean Fresch	9	86	9.6	0	39
Chike Anigbogu	0	15	0.0	1	15
Drayden Dickman	1	15	15.0	0	15
<b>Total</b>	<b>10</b>	<b>116</b>	<b>11.6</b>	<b>1</b>	<b>39</b>
<b>Opponents</b>	<b>10</b>	<b>101</b>	<b>10.1</b>	<b>0</b>	<b>21</b>

## Interceptions

Player	no.	yds	avg	td	lg
Gabriel Taylor	2	72	36.0	0	72
Tre'shon Devones	1	0	0.0	0	0
Chris Conti	1	15	15.0	0	15
<b>Total</b>	<b>4</b>	<b>87</b>	<b>21.8</b>	<b>0</b>	<b>72</b>
<b>Opponents</b>	<b>8</b>	<b>11</b>	<b>1.4</b>	<b>0</b>	<b>11</b>

## Kick Returns

Player	no.	yds	avg	td	lg
Quinton Jackson	13	316	24.3	0	44
Sean Fresch	7	128	18.3	0	26
Juma Otoviano	1	12	12.0	0	12
Dean Connors	1	15	15.0	0	15
<b>Total</b>	<b>22</b>	<b>471</b>	<b>21.4</b>	<b>0</b>	<b>44</b>
<b>Opponents</b>	<b>14</b>	<b>240</b>	<b>17.1</b>	<b>0</b>	<b>32</b>

## Fumble Returns

Player	no.	yds	avg	td	lg
Myron Morrison	1	3	3.0	0	3
De'Braylon Carroll	1	0	0.0	0	0
Tre'shon Devones	1	0	0.0	0	0
Plae Wyatt	1	0	0.0	0	0
DJ Arkansas	1	0	0.0	0	0
Marcus Williams	1	0	0.0	0	0
<b>Total</b>	<b>6</b>	<b>3</b>	<b>0.5</b>	<b>0</b>	<b>3</b>
<b>Opponents</b>	<b>6</b>	<b>50</b>	<b>8.3</b>	<b>1</b>	<b>50</b>

# INDIVIDUAL STATISTICS

## Scoring

Player	td	fg	PAT						pts
			kick	rush	rcv	pass	dxp	saf	
Luke McCaffrey	9	-	-	-	1	-	-	-	56
Tim Horn	-	5-9	37-37	-	-	-	-	-	52
Dean Connors	8	-	-	-	-	-	-	-	48
Daelen Alexander	6	-	-	1	-	-	-	-	38
Juma Otoviano	4	-	-	-	-	-	-	-	24
Rawson MacNeill	2	-	-	-	-	-	-	-	12
Braylen Walker	2	-	-	-	-	-	-	-	12
Landon Ransom-Goelz	2	-	-	-	-	-	-	-	12
JT Daniels	1	-	-	-	-	-	-	-	6
Jack Bradley	1	-	-	-	-	-	-	-	6
Chike Anigbogu	1	-	-	-	-	-	-	-	6
Kobie Campbell	1	-	-	-	-	-	-	-	6
Christian Francisco	1	-	-	-	-	-	-	-	6
Boden Groen	1	-	-	-	-	-	-	-	6
Chase Jenkins	1	-	-	-	-	-	-	-	6
Enock Gota	-	-	1-1	-	-	-	-	-	1
<b>Total</b>	<b>40</b>	<b>5-9</b>	<b>38-38</b>	<b>1</b>	<b>1</b>	<b>1</b>	<b>0</b>	<b>0</b>	<b>297</b>
<b>Opponents</b>	<b>30</b>	<b>16-20</b>	<b>24-25</b>	<b>0</b>	<b>3</b>	<b>3</b>	<b>0</b>	<b>0</b>	<b>258</b>

## Field Goals

Player	fg	pct.	01-19	20-29	30-39	40-49	50-99	lg	blk
Tim Horn	5-9	55.6	0-0	1-2	1-2	3-5	0-0	48	0
<b>Opponents</b>	<b>16-20</b>	<b>80.0</b>	<b>0-0</b>	<b>2-3</b>	<b>4-4</b>	<b>9-11</b>	<b>1-2</b>	<b>51</b>	<b>0</b>

## FG Sequence

Team Name	Rice	Opponents
Texas	(43)	(27),(46),(49),56
Texas Southern	(48)	
South Fla.	30,40	(31),(40)
East Carolina	(41),42	(35),(27),(38)
UConn	29,(23)	43,(47)
SMU	(32)	48,(41),(37),(51)
Tulsa		(45)
Tulane		(44),29,(41),(43)

Numbers in parentheses indicate field goal was made

## Total Offense

Player	g	plays	rush	pass	total	avg/g
JT Daniels	9	312	-65	2443	2378	264.2
Dean Connors	9	65	414	0	414	46.0
Juma Otoviano	9	63	225	0	225	25.0
Chase Jenkins	3	29	86	92	178	59.3
AJ Padgett	2	13	10	59	69	34.5
Ari Broussard	9	20	67	0	67	7.4
Daelen Alexander	6	18	35	0	35	5.8
Braylen Walker	9	3	30	0	30	3.3
Luke McCaffrey	9	10	22	0	22	2.4
Quinton Jackson	9	6	21	0	21	2.3
Micah Barnett	9	6	17	0	17	1.9
Kobie Campbell	7	5	5	0	5	0.7
Christian Francisco	4	1	4	0	4	1.0
JoVoni Johnson-McCray	7	1	-4	0	-4	-0.6
Team	9	0	-14	0	-14	-1.6
<b>Total</b>	<b>9</b>	<b>561</b>	<b>853</b>	<b>2594</b>	<b>3447</b>	<b>383.0</b>
<b>Opponents</b>	<b>9</b>	<b>622</b>	<b>1408</b>	<b>2222</b>	<b>3630</b>	<b>403.3</b>

## Punting

Player	no.	yds	avg	lg	tb	fc	i20	50+	blk
Conor Hunt	36	1437	39.9	64	1	9	5	6	0
<b>Total</b>	<b>36</b>	<b>1437</b>	<b>39.9</b>	<b>64</b>	<b>1</b>	<b>9</b>	<b>5</b>	<b>6</b>	<b>0</b>
<b>Opponents</b>	<b>32</b>	<b>1347</b>	<b>42.1</b>	<b>66</b>	<b>2</b>	<b>8</b>	<b>10</b>	<b>5</b>	<b>1</b>

## Kickoffs

Player	no.	yds	avg	tb	ob	retn	net	ydln
Enock Gota	28	1805	64.5	19	1			
Tim Horn	22	1332	60.5	8	0			
<b>Total</b>	<b>50</b>	<b>3137</b>	<b>62.7</b>	<b>27</b>	<b>1</b>	<b>14</b>	<b>40.1</b>	<b>24</b>
<b>Opponents</b>	<b>51</b>	<b>3080</b>	<b>60.4</b>	<b>21</b>	<b>2</b>	<b>22</b>	<b>38.8</b>	<b>26</b>



**All Purpose**

Player	g	rush	rcv	pr	kr	ir	total	avg/g
Dean Connors	9	414	371	0	15	0	800	88.9
Luke McCaffrey	9	22	700	0	0	0	722	80.2
Quinton Jackson	9	21	33	0	316	0	370	41.1
Rawson MacNeill	9	0	358	0	0	0	358	39.8
Juma Otoviano	9	225	100	0	12	0	337	37.4
Boden Groen	9	0	264	0	0	0	264	29.3
Landon Ransom-Goelz	9	0	255	0	0	0	255	28.3
Braylen Walker	9	30	200	0	0	0	230	25.6
Sean Fresch	9	0	0	86	128	0	214	23.8
Kobie Campbell	7	5	139	0	0	0	144	20.6
Chase Jenkins	3	86	0	0	0	0	86	28.7
Ari Broussard	9	67	14	0	0	0	81	9.0
Gabriel Taylor	9	0	0	0	0	72	72	8.0
Jack Bradley	9	0	58	0	0	0	58	6.4
JoVoni Johnson-McCray	7	-4	54	0	0	0	50	7.1
Daelen Alexander	6	35	3	0	0	0	38	6.3
Matt Sykes	6	0	32	0	0	0	32	5.3
Micah Barnett	9	17	0	0	0	0	17	1.9
Chike Anigbogu	9	0	0	15	0	0	15	1.7
Chris Conti	8	0	0	0	0	15	15	1.9
Elijah Mojarro	7	0	14	0	0	0	14	2.0
Drayden Dickman	1	0	-1	15	0	0	14	14.0
AJ Padgett	2	10	0	0	0	0	10	5.0
Christian Francisco	4	4	0	0	0	0	4	1.0
JT Daniels	9	-65	0	0	0	0	-65	-7.2
Team	9	-14	0	0	0	0	-14	-1.6
<b>Total</b>	<b>9</b>	<b>853</b>	<b>2594</b>	<b>116</b>	<b>471</b>	<b>87</b>	<b>4121</b>	<b>457.9</b>
<b>Opponents</b>	<b>9</b>	<b>1408</b>	<b>2212</b>	<b>101</b>	<b>240</b>	<b>11</b>	<b>3972</b>	<b>441.3</b>

# INDIVIDUAL DEFENSIVE STATISTICS

**Team Defense**

##	Player	gp	Tackles				Sacks	Pass defense			Fumbles		blkd	
			ua	a	tot	tfl/yds	no-yds	int-yds	brup	qbh	fr-yds	ff	kick	saf
41	Plae Wyatt	9	34	26	60	3-13	1-9	.	5	1	1-0	.	.	.
33	Myron Morrison	9	23	31	54	1.5-3	0.5-0	.	.	4	1-3	1	.	.
11	Chris Conti	8	23	30	53	2.5-7	0.5-4	1-15	.	1	.	.	.	.
26	Gabriel Taylor	9	32	16	48	1-6	1-6	2-72	6	1	.	1	.	.
1	Sean Fresch	9	27	8	35	1-5	.	.	6	.	.	1	.	.
44	Coleman Coco	9	13	22	35	5-28	3-24	.	.	3	.	.	.	.
12	Josh Percy	8	23	10	33	5.5-17	1-7	.	.	2	.	1	.	.
2	Tre'shon Devones	9	21	10	31	2.5-10	.	1-0	6	.	1-0	.	.	.
55	De'Braylon Carroll	9	9	21	30	3.5-19	2.5-17	.	.	4	1-0	.	.	.
22	Jonathan Jean	7	24	5	29	1-5	1-5	.	3	.	.	1	.	.
4	Marcus Williams	6	15	10	25	1-4	.	.	1	.	1-0	.	.	.
7	Chike Anigbogu	9	14	5	19	4-18	2-14	.	.	1	.	1	.	.
31	Tyson Flowers	7	11	7	18	.	.	.	3	.	.	1	.	.
6	DJ Arkansas	9	14	4	18	1-1	.	.	.	.	1-0	.	.	.
50	Izeya Floyd	9	3	12	15	.	.	.	.	2	.	.	.	.
75	Blake Boenisch	9	6	7	13	2-4	.	.	.	.	.	.	.	.
45	Demone Green	9	7	5	12	5-15	2-5	.	.	.	.	.	.	.
56	Ty Anthony Morris	8	6	3	9	.	.	.	.	.	.	.	.	.
13	Lamont Narcisse	7	2	4	6	1-2	.	.	2	.	.	.	.	.
29	Daveon Hook	9	5	1	6	.	.	.	2	.	.	1	.	.
27	Andrew Awe	7	6	.	6	.	.	.	.	.	.	.	.	.
0	Jordan Campbell	6	1	4	5	0.5-4	0.5-4	.	.	2	.	.	.	.
30	Elroyal Morris	4	4	1	5	2.5-11	.	.	.	.	.	.	.	.
98	Van Heitmann	9	3	1	4	.	.	.	.	.	.	.	.	.
74	Michael Larbie	8	2	2	4	1-7	1-7	.	.	.	.	.	.	.
17	Max Ahoia	8	3	.	3	.	.	.	.	.	.	.	.	.
16	Chibby Nwajuaku	2	1	2	3	0.5-1	.	.	.	.	.	.	.	.
5	Ari Broussard	9	1	2	3	.	.	.	.	.	.	.	.	.
40	Kenny Seymour, Jr.	9	1	1	2	.	.	.	.	.	.	.	.	.
44	Geron Hargon	9	2	.	2	.	.	.	.	.	.	.	.	.
15	Tim Horn	9	1	.	1	.	.	.	.	.	.	.	.	.
7	Elijah Mojarro	7	1	.	1	.	.	.	.	.	.	.	.	.
3	JoVoni Johnson-McCray	7	1	.	1	.	.	.	.	.	.	.	.	.
21	Juma Otoviano	9	1	.	1	.	.	.	.	.	.	.	.	.
4	Colin Giffen	9	.	1	1	.	.	.	.	.	.	.	.	.
17	Landon Ransom-Goelz	9	1	.	1	.	.	.	.	.	.	.	.	.
10	Luke McCaffrey	9	1	.	1	.	.	.	.	.	.	.	.	.
9	Peyton Stevenson	9	.	1	1	.	.	.	.	.	.	.	2	.
8	Joseph Mutombo	1	1	.	1	1-1	.	.	.	.	.	.	.	.
<b>Totals</b>		<b>9</b>	<b>343</b>	<b>252</b>	<b>595</b>	<b>46-181</b>	<b>16-102</b>	<b>4-87</b>	<b>34</b>	<b>21</b>	<b>6-3</b>	<b>8</b>	<b>2</b>	<b>0</b>
Opponents		9	304	208	512	56-219	17-121	8-11	39	26	6-50	6	0	0





# GAME-BY-GAME DEFENSIVE STATISTICS

## Total Tackles

Player	S-A	Total	UT	UH	TSU	USF	ECU	UConn	Tulsa	Tulane	SMU
Plae Wyatt	34-26	60	3-5	4-2	3-0	4-5	3-4	7-3	1-1	7-5	2-1
Myron Morrison	23-31	54	1-6	4-1	2-2	2-9	2-3	5-1	1-4	1-3	5-2
Chris Conti	23-30	53	1-3	5-1	1-1	2-9	3-3	4-5	3-5	4-3	DNP
Gabriel Taylor	32-16	48	3-0	4-3	3-1	4-4	3-4	2-1	4-1	7-2	2-0
Sean Fresch	27-8	35	4-4	4-0	-	2-0	4-1	2-1	3-0	2-2	6-0
Coleman Coco	13-22	35	0-4	4-2	1-0	0-3	3-5	0-1	3-4	1-0	1-3
Josh Percy	23-10	33	3-0	5-2	2-3	2-3	4-0	1-0	5-2	1-0	DNP
Tre'shon Devones	21-10	31	4-2	1-0	0-1	2-3	4-0	3-0	4-1	0-3	3-0
De'Braylon Carroll	9-21	30	2-1	1-3	0-2	0-6	0-2	2-2	0-1	0-2	4-2
Jonathan Jean	24-5	29	3-0	4-0	-	4-3	2-0	DNP	1-1	10-1	DNP
Marcus Williams	15-10	25	2-4	1-0	3-1	2-0	5-4	2-1	DNP	DNP	DNP
Chike Anigbogu	14-5	19	2-1	2-0	2-2	-	2-0	-	2-1	2-0	2-1
DJ Arkansas	14-4	18	1-1	1-0	4-1	0-2	1-0	-	2-0	-	5-0
Tyson Flowers	11-7	18	1-1	DNP	DNP	1-1	1-1	0-2	-	0-2	8-0
Izeya Floyd	3-12	15	0-1	-	-	0-2	1-2	0-1	0-1	1-4	1-1
Blake Boenisch	6-7	13	1-2	1-0	-	1-0	1-2	0-2	1-0	0-1	1-0
Demone Green	7-5	12	1-2	3-0	-	0-2	1-0	-	2-0	0-1	-
Ty Anthony Morris	6-3	9	-	DNP	2-0	0-2	1-0	-	1-0	-	2-1
Andrew Awe	6-0	6	2-0	-	1-0	DNP	DNP	-	-	1-0	2-0
Daveon Hook	5-1	6	0-1	1-0	-	2-0	-	-	-	-	2-0
Lamont Narcisse	2-4	6	1-0	-	0-1	DNP	-	-	DNP	0-3	1-0
Elroyal Morris	4-1	5	1-0	1-0	2-1	DNP	DNP	DNP	-	DNP	DNP
Jordan Campbell	1-4	5	DNP	DNP	0-1	DNP	0-1	-	0-1	0-1	1-0
Van Heitmann	3-1	4	1-0	-	-	-	-	-	1-0	0-1	1-0
Michael Larbie	2-2	4	-	-	-	-	DNP	-	0-1	1-0	1-1
Max Ahoia	3-0	3	-	1-0	1-0	DNP	-	1-0	-	-	-
Ari Broussard	1-2	3	-	-	-	0-1	-	1-0	-	-	0-1
Chibby Nwajuaku	1-2	3	0-1	DNP	1-1	DNP	DNP	DNP	DNP	DNP	DNP
Geron Hargon	2-0	2	-	1-0	-	-	-	-	-	-	1-0
Kenny Seymour, Jr.	1-1	2	0-1	-	-	-	-	-	-	1-0	-
JoVoni Johnson-McCray	1-0	1	1-0	-	-	-	-	-	DNP	DNP	-
Elijah Mojarro	1-0	1	DNP	1-0	-	DNP	-	-	-	-	-
Joseph Mutombo	1-0	1	DNP	DNP	1-0	DNP	DNP	DNP	DNP	DNP	DNP
Luke McCaffrey	1-0	1	-	-	-	-	1-0	-	-	-	-
Tim Horn	1-0	1	-	-	-	-	1-0	-	-	-	-
Landon Ransom-Goelz	1-0	1	1-0	-	-	-	-	-	-	-	-
Juma Otoviano	1-0	1	-	-	-	-	-	-	-	-	1-0
Colin Giffen	0-1	1	-	-	-	0-1	-	-	-	-	-
Peyton Stevenson	0-1	1	-	-	-	-	-	-	-	-	0-1

# GAME-BY-GAME DEFENSIVE STATISTICS

Player	UA-A	Total	UT	UH	TSU	USF	ECU	UConn	Tulsa	Tulane	SMU
Coleman Coco	2-2	3	0.5-0	2-19	-	-	-	-	0.5-5	-	-
De'Braylon Carroll	1-3	2.5	1.5-13	-	-	1-4	-	-	-	-	-
Chike Anigbogu	2-0	2	-	-	1-7	-	1-7	-	-	-	-
Demone Green	2-0	2	-	1-1	-	-	1-4	-	-	-	-
Josh Percy	1-0	1	1-7	-	-	-	-	-	-	-	DNP
Jonathan Jean	1-0	1	-	-	-	-	-	DNP	-	1-5	DNP
Gabriel Taylor	1-0	1	-	-	-	-	1-6	-	-	-	-
Plae Wyatt	1-0	1	-	-	-	1-9	-	-	-	-	-
Michael Larbie	1-0	1	-	-	-	-	DNP	-	-	1-7	-
Jordan Campbell	0-1	0.5	DNP	DNP	-	DNP	-	-	0.5-4	-	-
Chris Conti	0-1	0.5	-	-	-	0.5-4	-	-	-	-	DNP
Myron Morrison	0-1	0.5	-	-	-	0.5-0	-	-	-	-	-

## Punt Returns

Player	No-Yds	UT	UH	TSU	USF	ECU	UConn	Tulsa	Tulane	SMU
Sean Fresch	9-86	-	1-0	2-18	-	1-39	1-7	3-17	1-5	-
Drayden Dickman	1-15	DNP	DNP	1-15	DNP	DNP	DNP	DNP	DNP	DNP

## Kick Returns

Player	No-Yds	UT	UH	TSU	USF	ECU	UConn	Tulsa	Tulane	SMU
Quinton Jackson	13-316	-	-	-	2-46	-	4-115	2-46	2-30	3-79
Sean Fresch	7-128	1-14	3-54	1-26	2-34	-	-	-	-	-
Dean Connors	1-15	-	1-15	-	-	-	-	-	-	-
Juma Otoviano	1-12	1-12	-	-	-	-	-	-	-	-

## Interceptions Returns

Player	No-Yds	UT	UH	TSU	USF	ECU	UConn	Tulsa	Tulane	SMU
Gabriel Taylor	2-72	-	-	-	-	-	-	1-0	1-72	-
Chris Conti	1-15	-	-	-	-	1-15	-	-	-	DNP
Tre'shon Devones	1-0	-	1-0	-	-	-	-	-	-	-

## Fumble Returns

Player	No-Yds	UT	UH	TSU	USF	ECU	UConn	Tulsa	Tulane	SMU
Myron Morrison	1-3	-	-	-	-	-	-	1-3	-	-
Tre'shon Devones	1-0	-	-	1-0	-	-	-	-	-	-
Marcus Williams	1-0	-	-	-	1-0	-	-	DNP	DNP	DNP
DJ Arkansas	1-0	-	-	-	-	-	-	-	-	1-0
Plae Wyatt	1-0	-	-	1-0	-	-	-	-	-	-
De'Braylon Carroll	1-0	-	-	-	-	-	-	1-0	-	-



# GAME-BY-GAME PASSING STATISTICS

#9 Chase Jenkins	Comp	Att	Int	Pct	Yards	TD	Long	Sacked	Effic.
Texas Southern	1	1	0	100.0	-1	0	0	0-0	91.6
East Carolina	1	1	0	100.0	8	0	8	0-0	167.2
SMU	10	16	1	62.5	85	0	37	1-7	94.6
<b>Totals</b>	<b>12</b>	<b>18</b>	<b>1</b>	<b>66.7</b>	<b>92</b>	<b>0</b>	<b>37</b>	<b>1-7</b>	<b>98.5</b>

#10 Luke McCaffrey	Comp	Att	Int	Pct	Yards	TD	Long	Sacked	Effic.
East Carolina	0	1	0	0.0	0	0	0	0-0	0.0
<b>Totals</b>	<b>0</b>	<b>1</b>	<b>0</b>	<b>0.0</b>	<b>0</b>	<b>0</b>	<b>0</b>	<b>0-0</b>	<b>0.0</b>

#12 AJ Padgett	Comp	Att	Int	Pct	Yards	TD	Long	Sacked	Effic.
South Fla.	7	10	0	70.0	59	1	27	1-4	152.6
<b>Totals</b>	<b>7</b>	<b>10</b>	<b>0</b>	<b>70.0</b>	<b>59</b>	<b>1</b>	<b>27</b>	<b>1-4</b>	<b>152.6</b>

#18 JT Daniels	Comp	Att	Int	Pct	Yards	TD	Long	Sacked	Effic.
Texas	14	26	2	53.8	149	1	36	2-15	99.3
Houston	28	42	1	66.7	401	3	35	2-16	165.7
Texas Southern	11	17	0	64.7	255	4	70	0-0	268.4
South Fla.	27	40	0	67.5	432	3	80	3-23	183.0
East Carolina	18	32	1	56.3	232	2	44	1-9	131.5
UConn	33	49	1	67.3	362	2	38	2-14	138.8
Tulsa	24	37	0	64.9	342	2	41	1-9	160.3
Tulane	18	29	1	62.1	189	2	35	1-9	132.7
SMU	8	15	1	53.3	81	2	31	3-15	129.4
<b>Totals</b>	<b>181</b>	<b>287</b>	<b>7</b>	<b>63.1</b>	<b>2443</b>	<b>21</b>	<b>80</b>	<b>15-110</b>	<b>153.8</b>

# GAME-BY-GAME RUSHING & RECEIVING STATISTICS

## Rushing

Player	No-Yds/TD	UT	UH	TSU	USF	ECU	UConn	Tulsa	Tulane	SMU
Dean Connors	65-414/5	8-23/0	8-48/0	8-66/1	5-2/0	5--1/0	7-42/0	9-120/3	8-37/0	7-77/1
Juma Otoviano	63-225/4	6-1/0	10-19/0	10-33/0	4-12/0	2-11/0	6-51/2	9-44/0	9-38/2	7-16/0
JT Daniels	25--65/1	4--6/0	3--7/0	1-0/0	3--23/0	2--4/0	4--18/0	2--1/1	2-7/0	4--13/0
Ari Broussard	20-67/0	-	-	10-32/0	-	3-4/0	3-14/0	4-17/0	-	-
Daelen Alexander	18-35/5	2-4/0	5-13/3	7-23/2	3--5/0	1-0/0	-	DNP	DNP	DNP
Chase Jenkins	11-86/1	DNP	DNP	3-45/0	DNP	4-27/1	DNP	DNP	DNP	4-14/0
Luke McCaffrey	9-22/0	2--1/0	-	-	1-7/0	1-5/0	1-12/0	3--3/0	-	1-2/0
Quinton Jackson	6-21/0	1--2/0	-	3-14/0	1--2/0	-	1-11/0	-	-	-
Micah Barnett	6-17/0	-	2-5/0	4-12/0	-	-	-	-	-	-
Kobie Campbell	5-5/0	1-6/0	2--8/0	-	DNP	DNP	-	1--1/0	-	1-8/0
Braylen Walker	3-30/0	1-2/0	-	1-8/0	-	-	-	-	-	1-20/0
AJ Padgett	3-10/0	-	DNP	DNP	3-10/0	DNP	DNP	DNP	DNP	DNP
Christian Francisco	1-4/1	DNP	DNP	1-4/1	DNP	-	DNP	DNP	-	-
JoVoni Johnson-McCray	1--4/0	-	-	-	-	1--4/0	-	DNP	DNP	-

## Receiving

Player	No-Yds/TD	UT	UH	TSU	USF	ECU	UConn	Tulsa	Tulane	SMU
Luke McCaffrey	45-700/9	2-22/1	7-99/2	2-50/1	9-199/0	3-44/0	7-100/2	6-99/1	5-79/1	4-8/1
Dean Connors	35-371/3	2-7/0	7-82/0	1-7/0	6-98/2	1-24/0	7-88/0	2-20/0	2-12/0	7-33/1
Boden Groen	27-264/1	4-28/0	3-32/0	2-37/0	1-20/0	5-49/0	3-23/0	4-41/0	4-19/1	1-15/0
Rawson MacNeill	24-358/2	-	1-15/0	1-6/0	6-73/1	4-51/1	6-91/0	3-45/0	1-9/0	2-68/0
Landon Ransom-Goelz	17-255/2	-	-	2-49/0	4-40/0	2-54/1	-	5-58/1	1-9/0	3-45/0
Braylen Walker	13-200/2	2-47/0	4-69/1	1-35/1	1-27/0	3-12/0	2-10/0	-	-	-
Juma Otoviano	12-100/0	1-13/0	1-35/0	-	3-16/0	-	4-16/0	2-6/0	1-14/0	-
Kobie Campbell	7-139/1	1-9/0	2-24/0	1-70/1	DNP	DNP	1-12/0	-	2-24/0	-
Quinton Jackson	6-33/0	1-9/0	-	-	2-13/0	1-6/0	1-8/0	-	-	1--3/0
Jack Bradley	5-58/1	-	1-5/0	1-1/1	1-2/0	-	-	1-41/0	1-9/0	-
JoVoni Johnson-McCray	3-54/0	1-14/0	2-40/0	-	-	-	-	DNP	DNP	-
Ari Broussard	2-14/0	-	-	-	-	-	2-14/0	-	-	-
Matt Sykes	1-32/0	DNP	DNP	-	-	-	DNP	1-32/0	-	-
Elijah Mojarro	1-14/0	DNP	-	-	DNP	-	-	-	1-14/0	-
Daelen Alexander	1-3/1	-	-	-	1-3/1	-	-	DNP	DNP	DNP
Drayden Dickman	1--1/0	DNP	DNP	1--1/0	DNP	DNP	DNP	DNP	DNP	DNP





# CONVERSIONS AND TIME OF POSSESSION

## 3rd-Down Conversions

Date	Opponent	Score	Overall	1st Qtr	2nd Qtr	3rd Qtr	4th Qtr	Overtime
09/02/2023	at Texas	L 10-37	4-13 30.8	0-3 0.0	1-3 33.3	1-4 25.0	2-3 66.7	0-0 0.0
09/09/2023	Houston	Wot2 43-41	8-14 57.1	2-3 66.7	3-4 75.0	1-2 50.0	1-4 25.0	0-0 0.0
09/16/2023	Texas Southern	W 59-7	6-11 54.5	3-3 100.0	1-3 33.3	1-2 50.0	1-3 33.3	0-0 0.0
09/23/2023	at South Fla.	L 29-42	7-18 38.9	2-4 50.0	3-6 50.0	2-5 40.0	0-3 0.0	0-0 0.0
09/30/2023	East Carolina	W 24-17	4-11 36.4	0-2 0.0	1-3 33.3	3-4 75.0	0-2 0.0	0-0 0.0
10/07/2023	UConn	L 31-38	4-10 40.0	0-1 0.0	1-3 33.3	2-3 66.7	1-3 33.3	0-0 0.0
10/19/2023	at Tulsa	W 42-10	7-13 53.8	0-3 0.0	1-3 33.3	5-5 100.0	1-2 50.0	0-0 0.0
10/28/2023	Tulane	L 28-30	4-9 44.4	0-1 0.0	1-4 25.0	3-4 75.0	0-0 0.0	0-0 0.0
11/04/2023	SMU	L 31-36	2-12 16.7	0-3 0.0	1-2 50.0	1-4 25.0	0-3 0.0	0-0 0.0
<b>Rice</b>			<b>46-111 41.4</b>	<b>7-23 30.4</b>	<b>13-31 41.9</b>	<b>19-33 57.6</b>	<b>6-23 26.1</b>	<b>0-0 0.0</b>
<b>Opponents</b>			<b>48-126 38.1</b>	<b>8-31 25.8</b>	<b>15-36 41.7</b>	<b>8-23 34.8</b>	<b>15-34 44.1</b>	<b>1-1 100.0</b>

## 4th-Down Conversions

Date	Opponent	Score	Overall	1st Qtr	2nd Qtr	3rd Qtr	4th Qtr	Overtime
09/02/2023	at Texas	L 10-37	1-2 50.0	0-0 0.0	0-0 0.0	0-1 0.0	1-1 100.0	0-0 0.0
09/09/2023	Houston	Wot2 43-41	1-1 100.0	1-1 100.0	0-0 0.0	0-0 0.0	0-0 0.0	0-0 0.0
09/16/2023	Texas Southern	W 59-7	1-2 50.0	0-0 0.0	0-0 0.0	0-0 0.0	1-2 50.0	0-0 0.0
09/23/2023	at South Fla.	L 29-42	4-5 80.0	1-1 100.0	1-1 100.0	0-1 0.0	2-2 100.0	0-0 0.0
09/30/2023	East Carolina	W 24-17	0-0 0.0	0-0 0.0	0-0 0.0	0-0 0.0	0-0 0.0	0-0 0.0
10/07/2023	UConn	L 31-38	1-2 50.0	0-0 0.0	0-0 0.0	1-1 100.0	0-1 0.0	0-0 0.0
10/19/2023	at Tulsa	W 42-10	1-2 50.0	0-0 0.0	0-1 0.0	0-0 0.0	1-1 100.0	0-0 0.0
10/28/2023	Tulane	L 28-30	0-0 0.0	0-0 0.0	0-0 0.0	0-0 0.0	0-0 0.0	0-0 0.0
11/04/2023	SMU	L 31-36	2-2 100.0	0-0 0.0	0-0 0.0	1-1 100.0	1-1 100.0	0-0 0.0
<b>Rice</b>			<b>11-16 68.8</b>	<b>2-2 100.0</b>	<b>1-2 50.0</b>	<b>2-4 50.0</b>	<b>6-8 75.0</b>	<b>0-0 0.0</b>
<b>Opponents</b>			<b>9-22 40.9</b>	<b>2-6 33.3</b>	<b>3-4 75.0</b>	<b>2-6 33.3</b>	<b>2-6 33.3</b>	<b>0-0 0.0</b>

## Time of Possession

Date	Opponent	Score	Overall	1st Qtr	2nd Qtr	3rd Qtr	4th Qtr	Overtime
09/02/2023	at Texas	L 10-37	28:24	06:12	04:56	07:31	09:45	00:00
09/09/2023	Houston	Wot2 43-41	45:53	09:47	08:47	05:39	06:40	00:00
09/16/2023	Texas Southern	W 59-7	35:34	04:58	10:57	07:36	12:03	00:00
09/23/2023	at South Fla.	L 29-42	32:27	07:43	09:49	08:16	06:39	00:00
09/30/2023	East Carolina	W 24-17	25:02	04:33	07:25	09:08	03:56	00:00
10/07/2023	UConn	L 31-38	30:57	09:35	06:19	07:52	07:11	00:00
10/19/2023	at Tulsa	W 42-10	33:48	05:08	06:17	11:33	10:50	00:00
10/28/2023	Tulane	L 28-30	23:55	05:42	05:05	09:39	03:29	00:00
11/04/2023	SMU	L 31-36	28:29	04:02	08:49	07:45	07:53	00:00
<b>Rice</b>			<b>Total 284:29</b>	<b>57:40</b>	<b>68:24</b>	<b>74:59</b>	<b>68:26</b>	<b>00:00</b>
			<b>Avg. 31:37</b>	<b>06:24</b>	<b>07:36</b>	<b>08:20</b>	<b>07:36</b>	<b>00:00</b>
<b>Opponents</b>			<b>Total 269:34</b>	<b>61:20</b>	<b>82:36</b>	<b>53:44</b>	<b>71:54</b>	<b>00:00</b>
			<b>Avg. 29:57</b>	<b>06:49</b>	<b>09:11</b>	<b>05:58</b>	<b>07:59</b>	<b>00:00</b>

# OPPONENT GAME-BY-GAME STATISTICS

Date	Opponent	Rushing				Receiving				Passing				Kick Returns				Punt Returns				tot off		
		no.	yds	td	lg	no.	yds	td	lg	cmp	att	int	yds	td	lg	no.	yds	td	lg	no.	yds		td	lg
09/02/2023	at Texas	39	158	1	32	22	300	3	44	22	36	0	300	3	44	1	13	0	13	1	21	0	21	458
09/09/2023	Houston	38	183	4	23	24	260	2	52	24	43	1	260	2	52	3	37	0	15	2	24	0	12	443
09/16/2023	Texas Southern	31	81	0	21	9	104	1	31	9	19	0	104	1	31	2	35	0	23	0	0	0	0	185
09/23/2023	at South Fla.	41	162	3	29	22	435	2	59	22	29	0	435	2	59	1	5	0	5	2	11	0	9	597
09/30/2023	East Carolina	38	145	1	39	21	246	0	34	21	45	1	246	0	34	3	66	0	32	1	18	0	18	391
10/07/2023	UConn	30	104	2	20	15	215	2	59	15	19	0	215	2	59	2	44	0	22	0	0	0	0	319
10/19/2023	at Tulsa	42	158	0	40	11	138	1	30	11	22	1	138	1	30	0	0	0	0	1	0	0	0	296
10/28/2023	Tulane	40	194	1	43	22	263	2	38	22	30	1	263	2	38	1	18	0	18	0	0	0	0	457
11/04/2023	SMU	45	223	2	34	18	251	2	34	19	35	0	261	2	34	1	22	0	22	3	27	0	12	484
<b>Opponents</b>		<b>344</b>	<b>1408</b>	<b>14</b>	<b>43</b>	<b>164</b>	<b>2212</b>	<b>15</b>	<b>59</b>	<b>165</b>	<b>278</b>	<b>4</b>	<b>2222</b>	<b>15</b>	<b>59</b>	<b>14</b>	<b>240</b>	<b>0</b>	<b>32</b>	<b>10</b>	<b>101</b>	<b>0</b>	<b>21</b>	<b>3630</b>
<b>Rice</b>		<b>244</b>	<b>853</b>	<b>17</b>	<b>57</b>	<b>200</b>	<b>2594</b>	<b>22</b>	<b>80</b>	<b>200</b>	<b>317</b>	<b>8</b>	<b>2594</b>	<b>22</b>	<b>80</b>	<b>22</b>	<b>471</b>	<b>0</b>	<b>44</b>	<b>10</b>	<b>116</b>	<b>1</b>	<b>39</b>	<b>3447</b>

## Opponents Averages

Games	Avg/ rush	Avg/ catch	Pass effic	KR avg	PR avg	All purpose avg/game	Total offense avg/game
9	4.1	13.5	141.4	17.1	10.1	441.3	403.3

Date	Opponent	ua	Tackles			Sacks no-yds	Fumble		Pass Defense			blkd kick	PAT attempts			off		
			a	total	tfl-yds		ff	fr-yds	int-yds	qbh	brup		kick	rush	rcv	saf	t/o	pts
09/02/2023	at Texas	20	36	56	5.0-22	2-15	0	1-0	2-0	7	4	0	4-4	0	0	0	3	37
09/09/2023	Houston	41	22	63	6.0-30	2-16	1	1-0	1-0	0	7	0	5-5	0	0	0	7	41
09/16/2023	Texas Southern	42	24	66	3.0-5	0-0	0	0-0	0-0	0	3	0	1-1	0	0	0	0	7
09/23/2023	at South Fla.	39	26	65	11.0-43	4-27	0	0-0	0-0	2	3	0	4-4	0	1	0	0	42
09/30/2023	East Carolina	27	16	43	9.0-35	1-9	0	0-0	1-0	3	8	0	0-0	0	1	0	0	17
10/07/2023	UConn	42	14	56	4.0-17	2-14	3	3-50	1-0	3	3	0	3-4	0	1	0	15	38
10/19/2023	at Tulsa	28	46	74	5.0-18	1-9	0	0-0	0-0	3	2	0	1-1	0	0	0	0	10
10/28/2023	Tulane	29	14	43	4.0-12	1-9	0	0-0	1-11	3	5	0	3-3	0	0	0	3	30
11/04/2023	SMU	36	10	46	9.0-37	4-22	2	1-0	2-0	5	4	0	3-3	0	0	0	7	36
<b>Opponents</b>		<b>304</b>	<b>208</b>	<b>512</b>	<b>56.0-219</b>	<b>17-121</b>	<b>6</b>	<b>6-50</b>	<b>8-11</b>	<b>26</b>	<b>39</b>	<b>0</b>	<b>24-25</b>	<b>0</b>	<b>3</b>	<b>0</b>	<b>35</b>	<b>258</b>
<b>Rice</b>		<b>343</b>	<b>252</b>	<b>595</b>	<b>46.0-181</b>	<b>16-102</b>	<b>8</b>	<b>6-3</b>	<b>4-87</b>	<b>21</b>	<b>34</b>	<b>2</b>	<b>38-38</b>	<b>1</b>	<b>1</b>	<b>0</b>	<b>56</b>	<b>297</b>

Date	Opponent	no.	yds	Punting							Field Goals			Kickoffs				
				avg	long	blkd	tb	fc	50+	i20	md-att	long	blkd	no.	yds	avg	tb	ob
09/02/2023	at Texas	2	89	44.5	45	0	0	2	0	1	3-4	49	0	7	430	61.4	4	1
09/09/2023	Houston	3	159	53.0	66	0	1	0	1	1	0-0	0	0	5	303	60.6	1	0
09/16/2023	Texas Southern	9	353	39.2	45	0	0	3	0	2	0-0	0	0	2	95	47.5	0	0
09/23/2023	at South Fla.	2	72	36.0	39	0	0	0	0	1	2-2	40	0	8	500	62.5	3	0
09/30/2023	East Carolina	3	132	44.0	55	0	0	0	1	1	3-3	38	0	5	318	63.6	4	1
10/07/2023	UConn	4	164	41.0	55	0	1	1	1	1	1-2	47	0	7	360	51.4	1	0
10/19/2023	at Tulsa	6	291	48.5	62	0	0	1	2	3	1-1	45	0	3	194	64.7	1	0
10/28/2023	Tulane	1	48	48.0	48	0	0	0	0	0	3-4	44	0	6	382	63.7	3	0
11/04/2023	SMU	2	39	19.5	39	1	0	1	0	0	3-4	51	0	8	498	62.3	4	0
<b>Opponents</b>		<b>32</b>	<b>1347</b>	<b>42.1</b>	<b>66</b>	<b>1</b>	<b>2</b>	<b>8</b>	<b>5</b>	<b>10</b>	<b>16-20</b>	<b>51</b>	<b>0</b>	<b>51</b>	<b>3080</b>	<b>60.4</b>	<b>21</b>	<b>2</b>
<b>Rice</b>		<b>36</b>	<b>1437</b>	<b>39.9</b>	<b>64</b>	<b>0</b>	<b>1</b>	<b>9</b>	<b>6</b>	<b>5</b>	<b>5-9</b>	<b>48</b>	<b>0</b>	<b>50</b>	<b>3137</b>	<b>62.7</b>	<b>27</b>	<b>1</b>



# RED ZONE

## Rice Inside Opponent Red-Zone

Date	Opponent	Score	Times				Rush TDs	Pass TDs	FGs Made	Failed to score inside RZ					
			In RZ	Scored	Total Pts	TDs				FGA	Down	Int	Fumb	Half	Game
09/02/2023	at Texas	L 10-37	1	1	7	1	0	1	0	0	0	0	0	0	0
09/09/2023	Houston	W 43-41	6	5	36	5	3	2	0	0	0	1	0	0	0
09/16/2023	Texas Southern	W 59-7	5	5	35	5	4	1	0	0	0	0	0	0	0
09/23/2023	at South Fla.	L 29-42	4	3	22	3	0	3	0	1	0	0	0	0	0
09/30/2023	East Carolina	W 24-17	3	3	17	2	1	1	1	1	0	0	0	0	0
10/07/2023	UConn	L 31-38	4	3	17	2	1	1	1	2	0	0	0	0	0
10/19/2023	at Tulsa	W 42-10	4	4	28	4	3	1	0	0	0	0	0	0	0
10/28/2023	Tulane	L 28-30	3	3	21	3	2	1	0	0	0	0	0	0	0
11/04/2023	SMU	L 31-36	4	4	24	3	1	2	1	1	0	0	0	0	0
<b>Totals 31 of 34 (91.2%)</b>			<b>34</b>	<b>31</b>	<b>207</b>	<b>28</b>	<b>15</b>	<b>13</b>	<b>3</b>	<b>5</b>	<b>0</b>	<b>1</b>	<b>0</b>	<b>0</b>	<b>0</b>

## Opponents Inside Rice Red-Zone

Date	Opponent	Score	Times				Rush TDs	Pass TDs	FGs Made	Failed to score inside RZ					
			In RZ	Scored	Total Pts	TDs				FGA	Down	Int	Fumb	Half	Game
09/02/2023	Texas	L 10-37	5	4	20	2	1	1	2	3	0	0	0	0	0
09/09/2023	Houston	W 43-41	7	6	41	6	4	2	0	0	1	0	0	0	0
09/16/2023	Texas Southern	W 59-7	2	1	7	1	0	1	0	0	1	0	0	0	0
09/23/2023	South Fla.	L 29-42	7	5	32	4	3	1	1	1	0	0	1	0	1
09/30/2023	East Carolina	W 24-17	5	3	14	1	1	0	2	2	1	1	0	0	0
10/07/2023	UConn	L 31-38	2	2	14	2	2	0	0	0	0	0	0	0	0
10/19/2023	Tulsa	W 42-10	1	0	0	0	0	0	0	0	1	0	0	0	0
10/28/2023	Tulane	L 28-30	4	2	14	2	1	1	0	1	1	0	0	0	0
11/04/2023	SMU	L 31-36	3	3	16	2	2	0	1	1	0	0	0	0	0
<b>Totals 26 of 36 (72.2%)</b>			<b>36</b>	<b>26</b>	<b>158</b>	<b>20</b>	<b>14</b>	<b>6</b>	<b>6</b>	<b>8</b>	<b>5</b>	<b>1</b>	<b>1</b>	<b>0</b>	<b>1</b>

# PLAY BREAKDOWN

## 20-YARD PLUS PLAYS

Yds	Type	Players	Opponent
80*	Pass	Dean Connors from JT Daniels	USF
72	INT	Gabriel Taylor	Tulane
70*	Pass	Kobie Campbell from JT Daniels	Texas Southern
57	Rush	Dean Connors	SMU
54*	Rush	Dean Connors	Tulsa
51	Pass	Luke McCaffrey from JT Daniels	USF
47	Pass	Luke McCaffrey from JT Daniels	USF
44	Pass	Landon Ransom-Goelz from JT Daniels	Texas Southern
44*	Pass	Landon Ransom-Goelz from JT Daniels	East Carolina
44	KR	Quinton Jackson	SMU
41	KR	Quinton Jackson	UCONN
41	Pass	Jack Bradley from JT Daniels	Tulsa
39	PR	Sean Fresch	East Carolina
38	Pass	Rawson MacNeill from JT Daniels	UCONN
37	Rush	Dean Connors	Houston
37	Pass	Rawson MacNeill from Chase Jenkins	SMU
36	Pass	Braylen Walker from JT Daniels	Texas
36*	Pass	Luke McCaffrey from JT Daniels	Texas Southern
35	Pass	Juma Otoviano from JT Daniels	Houston
35*	Pass	Braylen Walker from JT Daniels	Texas Southern
35*	Pass	Luke McCaffrey from JT Daniels	Tulane
34	KR	Quinton Jackson	UCONN
33	Pass	Luke McCaffrey from JT Daniels	East Carolina
33	KR	Quinton Jackson	UCONN
32*	Pass	Luke McCaffrey from JT Daniels	Houston
32	Rush	Dean Connors	Texas Southern
32	Pass	Matt Sykes from JT Daniels	Tulsa
31	Pass	Boden Groen from JT Daniels	Texas Southern
31	Pass	Landon Ransom-Goelz	USF
31	Pass	Rawson MacNeill from JT Daniels	SMU
30	Pass	Rawson MacNeill from JT Daniels	East Carolina
30*	Pass	Luke McCaffrey from JT Daniels	UCONN
29	Pass	Luke McCaffrey from JT Daniels	Tulsa
29	Pass	Landon Ransom-Goelz from Chase Jenkins	SMU
28	Rush	Chase Jenkins	Texas Southern
28	Rush	Chase Jenkins	East Carolina
27	Pass	Braylen Williams from JT Daniels	USF
27	Pass	Luke McCaffrey from AJ Padgett	USF
26	KR	Sean Fresch	Houston
26	KR	Sean Fresch	Texas Southern
26	KR	Quinton Jackson	USF
25	Pass	Luke McCaffrey from JT Daniels	UCONN
25	Rush	Dean Connors	UCONN
25	KR	Quinton Jackson	Tulsa
24	Pass	Luke McCaffrey from JT Daniels	USF
24	Pass	Dean Connors from JT Daniels	East Carolina
24*	Rush	Juma Otoviano	UCONN
24	Pass	Boden Groen from JT Daniels	Tulsa
23	Pass	Boden Groen from JT Daniels	Houston
23	Pass	Jovoni Johnson-McCray from JT Daniels	Houston
23	Pass	Dean Connors from JT Daniels	UCONN
23	Rush	Dean Connors	Tulsa
22	Pass	Rawson MacNeill from JT Daniels	Tulsa
22	KR	Quinton Jackson	SMU
21	Pass	Rawson MacNeill from JT Daniels	USF
21	KR	Quinton Jackson	Tulsa
21*	Pass	Luke McCaffrey from JT Daniels	Tulsa
21	Rush	Juma Otoviano	Tulane
20	Pass	Dean Connors from JT Daniels	Houston
20	Pass	Boden Groen from JT Daniels	USF
20	KR	Quinton Jackson	USF
20	Pass	Dean Connors from JT Daniels	UCONN
20	Pass	Rawson MacNeill from JT Daniels	UCONN
20	Pass	Dean Connors from JT Daniels	Tulsa
20	PR	Sean Fresch	Tulsa
20	Rush	Braylen Walker	SMU

\* touchdown scored on play

## LONG PLAYS BY THE NUMBERS

Long Plays by Yards	No.	TD
100+ .....	0	0
90-99 .....	0	0
80-89 .....	1	1
70-79 .....	2	1
60-69 .....	0	0
50-59 .....	3	1
40-49 .....	6	1
30-39 .....	20	5
20-29 .....	34	2

20+ Yard Plays by Type	No.	TD
Rushing .....	11	2
Passing .....	41	9
Punt returns.....	2	0
Kick returns.....	11	0
Interceptions.....	1	0
Fumble returns.....	0	0
Other.....	0	0
<b>TOTAL.....</b>	<b>66</b>	<b>11</b>

## 20+ Yard Plays by Player

Player	No.	TD	R	P	KR	PR	IR	FR
Luke McCaffrey.....	12	5	0	12	0	0	0	0
Dean Connors.....	12	2	6	6	0	0	0	0
Quinton Jackson.....	9	0	0	0	9	0	0	0
Rawson MacNeill.....	6	0	0	6	0	0	0	0
Landon Ransom-Goelz.....	5	1	0	5	0	0	0	0
Braylen Walker.....	4	1	1	3	0	0	0	0
Sean Fresch.....	4	0	0	0	2	2	0	0
Boden Groen.....	4	0	0	4	0	0	0	0
Juma Otoviano.....	3	1	2	1	0	0	0	0
Chase Jenkins.....	2	0	2	0	0	0	0	0
Kobie Campbell.....	1	1	0	1	0	0	0	0
Jack Bradley.....	1	0	0	1	0	0	0	0
Jovoni Johnson-McCray.....	1	0	0	1	0	0	0	0
Matt Sykes.....	1	0	0	1	0	0	0	0
Gabriel Taylor.....	1	0	0	0	0	0	1	0
<b>TOTAL.....</b>	<b>66</b>	<b>10</b>	<b>11</b>	<b>41</b>	<b>11</b>	<b>2</b>	<b>1</b>	<b>0</b>

## LONGEST PLAYS OF THE YEAR

### Rushing

57 Dean Connors vs. SMU (11/4/2023)

### Rushing Touchdown

54 Dean Connors at Tulsa (10/19/2023)

### Passing

80 Dean Connors from JT Daniels at USF (9/23/2023)

### Passing Touchdown

80 Dean Connors from JT Daniels at USF (9/23/2023)

### Punt Return

39 Sean Fresch vs. East Carolina (9/30/2023)

### Kick Return

44 Quinton Jackson vs. SMU (11/4/2023)

### Interception Return

72 Gabriel Taylor vs. Tulane (10/28/2023)

### Fumble Return

1 Myron Morrison at Tulsa (10/19/2023)

### Field Goal Return

None

### Punt


64 Conor Hunt vs. Houston (9/9/2023)

### Field Goal

48 Tim Horn vs. Texas Southern (9/16/2023)

# GAME TEN - UTSA



Sept. 2, 2023 • DKR Texas Memorial Stadium (98,017) • Austin, Texas		
	<b>RICE</b>	<b>10</b>
	<b>NO. 11 TEXAS</b>	<b>37</b>

**AUSTIN, Texas** - Rice was held to just 176 yards of offense as it fell to No. 11 Texas, 37-10, Saturday afternoon in both team's 2023 opener.

Score by Quarters	1	2	3	4	F	
Rice Owls	3	0	0	7	10	Record: (0-1, 0-0)
Texas Longhorns	7	9	21	0	37	Record: (1-0, 0-0)

### Scoring Summary

- 1st 10:07 RICE - Horn 43-yd field goal
- 07:27 UT - Brooks 37-yd pass from Ewers (Auburn kick)
- 2nd 12:59 UT - Auburn 27-yd field goal
- 07:51 UT - Auburn 46-yd field goal
- 00:00 UT - Auburn 49-yd field goal
- 3rd 09:37 UT - Mitchell 9-yd pass from Ewers (Auburn kick)
- 05:33 UT - Sanders 44-yd pass from Ewers (Auburn kick)
- 00:57 UT - Ewers 1-yd run (Auburn kick)
- 4th 03:04 RICE - McCaffrey 15-yd pass from Daniels (Horn kick)

	RICE	UT
<b>FIRST DOWNS</b>	<b>8</b>	<b>24</b>
Rushing	3	7
Passing	5	16
Penalty	0	1
Rushing Attempts	25	39
Yds Gained Rushing	51	194
Yds Lost Rushing	24	36
<b>NET YDS RUSHING</b>	<b>27</b>	<b>158</b>
<b>NET YDS PASSING</b>	<b>149</b>	<b>300</b>
Comp-Att-Int	14-26-2	22-36-0
<b>TOTAL PLAYS-YDS</b>	<b>51-176</b>	<b>75-458</b>
Fumbles-Lost	1-1	0-0
Penalties-Yards	5-25	5-40
Punts-Avg	5-45.0	2-44.5
Punt Ret-Yds-TD	0-0-0	1-21-0
KO Ret-Yds-TD	2-26-0	1-13-0
INT Ret-Yds-TD	0-0-0	2-0-0
Possession Time	28:24	31:36
Third Down Conv	4 of 13	6 of 15
Fourth Down Conv	1 of 2	1 of 3
Red Zone Scores-Att	1-1	4-5
Sacks-Yds	2-19	2-15
Field Goals	1-1	3-4

**RUSHING: Rice** - Dean Connors 8-23; Kobie Campbell 1-6; Daelen Alexander 2-4; Braylen Walker 1-2; Juma Otoviano 6-1; Luke McCaffrey 2-(-1); Quinton Jackson 1-(-2); JT Daniels 4-(-6). **Texas** - Jaydon Blue 10-55; Jonathon Brooks 12-52; CJ Baxter 5-38; Quinn Ewers 8-12-1; Keilan Robinson 1-3; Savion Reed 3-(-2).

**PASSING: Rice** - JT Daniels 14-26-2-149-1. **Texas** - Quinn Ewers 19-30-0-260-3; Maalik Murphy 3-5-0-40-0; Team 0-1-0-0-0.


**RECEIVING: Rice** - Braylen Walker 2-47; Boden Groen 4-28; Luke McCaffrey 2-22-1; Dean Connors 2-7; JoVoni Johnson-McCray 1-14; Juma Otoviano 1-13; Quinton Jackson 1-9; Kobie Campbell 1-9. **Texas** - Xavier Worthy 7-90; Jordan Whittington 4-47; Adonai Mitchell 3-26-1; Ja'Tavion Sanders 2-44-1; Jonathon Brooks 2-42-1; Johntay Cook II 2-26; Isaiah Neyor 1-14; Keilan Robinson 1-11.

**INTERCEPTIONS: Rice** - None. **Texas** - Jaylan Ford 1-0; Austin Jordan 1-0.

**FUMBLES: Rice** - Quinton Jackson 1-1. **Texas** - None.

**SACKS: Rice** - De'Braylon Carroll 1.0-12; Josh Percy 1.0-7. **Texas** - Ethan Burke 1.5-10; David Gbenda 0.5-5.

**TACKLES (UA-A): Rice** - Sean Fresch 4-4; Plae Wyatt 3-5; Myron Morrison 1-6; Tre'shon Devones 4-2; Marcus Williams 2-4; Chris Conti 1-3; Coleman Coco 0-4; Gabriel Taylor 3-0; Josh Percy 3-0; Jonathan Jean 3-0; De'Braylon Carroll 2-1; Chike Anigbogu 2-1; Demone Green 1-2; Blake Boenisch 1-2; Andrew Awe 2-0; Tyson Flowers 1-1; DJ Arkansas 1-1; JoVoni Johnson-McCray 1-0; Lamont Narcisse 1-0; Van Heitmann 1-0; Landon Ransom-Goelz 1-0; Elroyal Morris 1-0; Izeyya Floyd 0-1; Daveon Hook 0-1; Chibby Nwajuaku 0-1; Kenny Seymour, Jr. 0-1. **Texas** - David Gbenda 3-3; Malik Muhammad 5-0; T'Vondre Sweat 2-3; Jaylan Ford 1-4; Ethan Burke 1-3; Michael Taaffe 1-2; Derek Williams, Jr. 1-2; Kitan Crawford 2-0; Jaylon Guilbeau 1-1; Trill Carter 1-1; Barryn Sorrell 0-2; Byron Murphy II 0-2; Vernon Broughton 0-2; Jahdae Barron 0-2; Jett Bush 0-2; Anthony Hill, Jr. 1-0; Gavin Holmes 1-0; Ryan Watts 0-1; Jerrin Thompson 0-1; Austin Jordan 0-1; Liona Lefau 0-1; Quintrevion Wisner 0-1; Kristopher Ross 0-1.

Sept. 9, 2023 • Rice Stadium (23,425) • Houston, Texas		
	<b>HOUSTON</b>	<b>41</b>
	<b>RICE</b>	<b>43</b>

**HOUSTON** - Jonathan Jean knocked away Donovan Smith's attempt for a tying two-point conversion in the second overtime to give Rice a 43-41 win over Houston and bring the Bayou Bucket back to South Main for the first time since 2010.

Score by Quarters	1	2	3	4	OT	2OT	F	
Houston Cougars	0	7	0	21	7	6	41	Record: (1-1, 0-0)
Rice Owls	21	7	0	0	7	8	43	Record: (1-1, 0-0)

### Scoring Summary

- 1st 10:11 RICE - McCaffrey 10-yd pass from Daniels (Horn kick)
- 04:17 RICE - Alexander 1-yd run (Horn kick)
- 03:00 RICE - McCaffrey 32-yd pass from Daniels (Horn kick)
- 2nd 08:32 RICE - Walker 15-yd pass from Daniels (Horn kick)
- 02:42 UH - Golden 10-yd pass from Smith (Martin kick)
- 4th 14:05 UH - Smith 1-yd run (Martin kick)
- 03:46 UH - Sneed 14-dy run (Martin kick)
- 00:15 UH - Smith 1-yd run (Martin kick)
- OT 00:00 UH - Golden 2-yd pass from Smith (Martin kick)
- 00:00 RICE - Alexander 3-yd run (Horn kick)
- 2OT 00:00 RICE - Alexander 1-yd run (Alexander run)
- 00:00 UH - Smith 2-yd run (Golden pass from Smith failed)

	UH	RICE
<b>FIRST DOWNS</b>	<b>27</b>	<b>24</b>
Rushing	11	5
Passing	14	17
Penalty	2	2
Rushing Attempts	38	31
Yds Gained Rushing	205	100
Yds Lost Rushing	22	31
<b>NET YDS RUSHING</b>	<b>183</b>	<b>69</b>
<b>NET YDS PASSING</b>	<b>260</b>	<b>401</b>
Comp-Att-Int	24-43-1	28-42-1
<b>TOTAL PLAYS-YDS</b>	<b>81-443</b>	<b>73-470</b>
Fumbles-Lost	0-0	1-1
Penalties-Yards	6-44	4-38
Punts-Avg	3-53.0	4-40.2
Punt Ret-Yds-TD	2-24-0	1-0-0
KO Ret-Yds-TD	3-37-0	4-69-0
INT Ret-Yds-TD	1-0-0	1-0-0
Possession Time	28:10	31:50
Third Down Conv	9 of 17	8 of 14
Fourth Down Conv	2 of 4	1 of 1
Red Zone Scores-Att	6 of 7	5 of 6
Sacks-Yds	2-16	3-20
Field Goals	0-0	0-0

**RUSHING: Rice** - Dean Connors 8-48; Juma Otoviano 10-19; Daelen Alexander 5-13-3; Micah Barnett 2-5; Team 1-(-1); JT Daniels 3-(-7); Kobie Campbell 2-(-8). **Houston** - Tony Mathis, Jr. 8-60; Donovan Smith 16-57-3; Stacy Sneed 9-41-1; Parker Jenkins 4-27; Team 1-(-2).

**PASSING: Rice** - JT Daniels 28-42-1-401-3. **HOUSTON** - Donovan Smith 24-42-1-260-2; Joseph Manjack IV 0-1-0-0-0.


**RECEIVING: Rice** - Luke McCaffrey 7-99-2; Dean Connors 7-82; Braylen Walker 4-69-1; JoVoni Johnson-McCray 2-40; Juma Otoviano 1-35; Boden Groen 3-32; Kobie Campbell 2-24; Rawson MacNeill 1-15; Jack Bradley 1-5. **Houston** - Samuel Brown 9-138; Matthew Golden 5-60-2; Joseph Manjack IV 4-35; Tony Mathis, Jr. 3-22; Joshua Cobbs 1-8; Stephon Johnson, Jr. 1-3; Stacy Sneed 1-(-6).


**INTERCEPTIONS: Rice** - Tre'shon Devones 1-0. **Houston** - Isaiah Hamilton 1-0.

**FUMBLES: Rice** - Braylen Walker 1-1. **Houston** - None.

**SACKS: Rice** - Coleman Coco 2.0-19; Demone Green 1.0-1. **Houston** - Nelson Ceaser 2.0-16.


**TACKLES (UA-A): Rice** - Josh Percy 5-2; Gabriel Taylor 4-3; Chris Conti 5-1; Plae Wyatt 4-2; Coleman Coco 4-2; Myron Morrison 4-1; Sean Fresch 4-0; Jonathan Jean 4-0; De'Braylon Carroll 1-3; Demone Green 3-0; Chike Anigbogu 2-0; Daveon Hook 1-0; Tre'shon Devones 1-0; Elijah Mojarro 1-0; Max Ahoia 1-0; Elroyal Morris 1-0; Marcus Williams 1-0; Geron Hargon 1-0; Blake Boenisch 1-0; DJ Arkansas 1-0. **Houston** - Alex Hogan 7-0; Nelson Ceaser 4-3; Malik Robinson 3-4; A.J. Haulcy 3-3; Noah Guzman 4-1; Trimarcus Cheeks 3-1; Jamal Morris 3-1; Isaiah Hamilton 3-1; Zykeius Strong 0-3; C.J. Nelson 2-0; Malik Fleming 2-0; Ha-keem Ajijolaiya 1-1; Jalen Garner 0-2; Brandon Mack 1-0; Jalen Emery 1-0; Hasaan Hypolite 1-0; Anthony Holmes, Jr. 1-0; Tony Mathis, Jr. 1-0; Jalyn Stanford 1-0; Sedrick Williams 0-1; David Ugwoegbu 0-1.

Sept. 16, 2023 • Rice Stadium (18,103) • Houston, Texas						
	<b>TEXAS SOUTHERN</b>					<b>10</b>
	<b>RICE</b>					<b>37</b>
<p><b>HOUSTON</b> - JT Daniels tied his career high with four touchdown passes, all in the first half, and Rice never gave Texas Southern an opportunity to respond as the Owls sprinted to a 59-7 win at Rice Stadium on Saturday and complete a first-ever sweep of games against Houston and TSU.</p>						
<b>Score by Quarters</b>	<b>1</b>	<b>2</b>	<b>3</b>	<b>4</b>	<b>F</b>	
Texas Southern Tigers	0	7	0	0	7	Record: (0-3, 0-1)
Rice Owls	28	14	10	7	59	Record: (2-1, 0-0)
<b>Scoring Summary</b>						
1st	13:04 RICE - Alexander 1-yd run (Horn kick)					
	11:06 RICE - Walker 35-yd pass from Daniels (Horn kick)					
	09:29 RICE - Campbell 70-yd pass from Daniels (Horn kick)					
	05:55 RICE - Bradley 1-yd pass from Daniels (Horn kick)					
2nd	09:37 RICE - Connors 3-yd run (Horn kick)					
	04:17 TSU - Johnson 15-yd pass from Wilson (Falkenburg kick)					
	01:12 RICE - McCaffrey 36-yd pass from Daniels (Horn kick)					
3rd	11:02 RICE - Horn 48-yd field goal					
	06:31 RICE - Alexander 1-yd run (Horn kick)					
4th	03:13 RICE - Francisco 4-yd run (Gota kick)					
	<b>TSU</b>					<b>RICE</b>
<b>FIRST DOWNS</b>	<b>10</b>					<b>25</b>
Rushing	3					14
Passing	4					7
Penalty	3					4
Rushing Attempts	31					51
Yds Gained Rushing	109					241
Yds Lost Rushing	28					10
<b>NET YDS RUSHING</b>	<b>81</b>					<b>231</b>
<b>NET YDS PASSING</b>	<b>104</b>					<b>254</b>
Comp-Att-Int	9-19-0					12-18-0
<b>TOTAL PLAYS-YDS</b>	<b>50-185</b>					<b>69-485</b>
Fumbles-Lost	3-2					0-0
Penalties-Yards	11-94					6-60
Punts-Avg	9-39.2					2-50.5
Punt Ret-Yds-TD	0-0-0					3-33-0
KO Ret-Yds-TD	2-35-0					1-26-0
INT Ret-Yds-TD	0-0-0					0-0-0
Possession Time	24:26					35:34
Third Down Conv	2 of 13					6 of 12
Fourth Down Conv	0 of 1					1 of 2
Red Zone Scores-Att	1-2					5-5
Sacks-Yds	0-0					1-7
Field Goals	0-0					1-1
<b>RUSHING: Texas Southern</b> - LaDarius Owens 11-48; Jace Wilson 7-32; Jack Nance 0-3; Ja'Corey Howard 4-1; Da'Veon Ford 6-0; AJ Bennett 1(-9). <b>Rice</b> - Dean Connors 8-66-1; Chase Jenkins 3-45; Juma Otoviano 10-33; Ari Broussard 10-32; Daelen Alexander 7-23-2; Quinton Jackson 3-14; Micah Barnett 4-12; Braylen Walker 1-8; Christian Francisco 1-4-1; JT Daniels 1-0; Team 3(-6).						
<b>PASSING: Texas Southern</b> -Jace Wilson 9-19-0-104-1. <b>Rice</b> - JT Daniels 11-17-0-254-4; Chase Jenkins 1-1-0-(1)-0.						
<b>RECEIVING: Texas Southern</b> - Jyrin Johnson 4-49-1; Derek Morton 1-31; AJ Bennett 1-10; Savion Sims 1-8; LaDarius Owens 1-6; Quaydarius Davis 1-0; Ja'Corey Howard1-0; Tavaris Achane 1-0. <b>Rice</b> - Kobie Campbell 1-70-1; Luke McCaffrey 2-50-1; Landon Ransom-Goelz 2-49; Boden Groen 2-37; Braylen Walker 1-35-1; Dean Connors 1-7; Rawson MacNeill 1-6; Jack Bradley 1-1-1; Drayden Dickman 1(-1).						
<b>INTERCEPTIONS: Texas Southern</b> - None. <b>Rice</b> - None.						
<b>FUMBLES: Texas Southern</b> - AJ Bennett 1-1; Jace Wilson 1-1. <b>Rice</b> - None.						
<b>SACKS: Texas Southern</b> - None. <b>Rice</b> - Chike Anigbogu 1.0-7.						
<b>TACKLES (UA-A): Texas Southern</b> - Jadrian McGraw 6-1; Elinus Noel III 6-1; Ja'Corey Benjamin 5-2; Javius Williams 5-1; Calvin Henderson 3-3; Jacob Williams 2-3; Canary Simmons 2-2; Viramontes Pippens 1-3; David Walker 2-1; KeShon Spraggins 1-2; Xavier Kately 2-0; Brian Booker 0-2; Alex Bouldin 1-0; Xavier Goynes 1-0; Charles George 1-0; Michael Akins 1-0; Savion Sims 1-0; Walteze Champ 1-0; Nahamani Harris 0-1; Umar Yaro 0-1; Atravon Bossier 0-1. <b>Rice</b> - Josh Percy 4-1; Marcus Williams 4-1; DJ Arkansas 4-1; Myron Morrison 3-1; Plae Wyatt 3-0; Elroyal Morris 2-1; Gabriel Taylor 2-0; Chibby Nwajuaku 1-1; Max Ahoia 1-0; De'Braylon Carroll 1-0; Andrew Awe 1-0; Chike Anigbogu 1-0; Chris Conti 1-0; Coleman Coco 1-0; Lamont Narcisse 1-0; Joseph Mutombo 1-0; Ty Anthony Morris 1-0; Tre'Shon Devones 0-1; Jordan Campbell 0-1.						

Sept. 23, 2023 • Raymond James Stadium • Tampa, Fla.						
	<b>RICE</b>					<b>29</b>
	<b>USF</b>					<b>42</b>
<p><b>TAMPA</b> - Rice and South Florida traded leads throughout the first three quarters, but the Bulls prevailed to spoil Rice's debut in the AAC 42-29 Saturday afternoon at Raymond James Stadium.</p>						
<b>Score by Quarters</b>	<b>1</b>	<b>2</b>	<b>3</b>	<b>4</b>	<b>F</b>	
Rice Owls	7	7	7	8	29	Record: (2-2, 0-1)
USF Bulls	3	10	14	15	42	Record: (2-2, 1-0)
<b>Scoring Summary</b>						
1st	07:22 USF - Cannon 31-yd field goal					
	02:28 RICE - Alexander 3-yd pass from Daniels (Horn kick)					
2nd	14:07 USF - Cannon 40-yd field goal					
	01:35 USF - Powell 26-yd run (Cannon kick)					
	00:15 RICE - Connors 2-yd pass from Daniels (Horn kick)					
3rd	13:54 USF - Brown 1-yd run (Cannon kick)					
	07:53 RICE - Connors 80-yd pass from Daniels (Horn kick)					
	02:07 USF - Simmons 49-yd pass from Brown (Cannon kick)					
4th	13:22 USF - Atkins 8-yd pass from Brown (Cannon kick)					
	08:52 USF - Wright 1-yd run (Brown pass)					
	03:46 RICE - MacNeill 9-yd pass from Padgett (McCaffrey pass)					
	<b>RICE</b>					<b>USF</b>
<b>FIRST DOWNS</b>	<b>19</b>					<b>25</b>
Rushing	2					8
Passing	16					15
Penalty	1					2
Rushing Attempts	20					41
Yds Gained Rushing	44					194
Yds Lost Rushing	43					32
<b>NET YDS RUSHING</b>	<b>1</b>					<b>162</b>
<b>NET YDS PASSING</b>	<b>491</b>					<b>435</b>
Comp-Att-Int	34-50-0					22-29-0
<b>TOTAL PLAYS-YDS</b>	<b>70-492</b>					<b>70-597</b>
Fumbles-Lost	0-0					2-1
Penalties-Yards	6-41					9-89
Punts-Avg	4-33.2					2-36.0
Punt Ret-Yds-TD	0-0-0					2-11-0
KO Ret-Yds-TD	4-80-0					1-5-0
INT Ret-Yds-TD	0-0-0					0-0-0
Possession Time	32:27					27:33
Third Down Conv	7 of 18					6 of 11
Fourth Down Conv	4 of 5					0 of 0
Red Zone Scores-Att	3-4					5-7
Sacks-Yds	3-17					4-27
Field Goals	0-2					2-2
<b>RUSHING: USF</b> - Byrum Brown 14-82; K'wan Powell 9-55; Nay'Quan Wright 15-32; Kelley Joiner 1(-3); TEAM 2(-4) <b>Rice</b> - Juma Otoviano, 4-12; AJ Padgett,AJ 3-10; Luke McCaffrey 1-7; Dean Connors,Dean 5-2; Quinton Jackson 1(-2); Daelen Alexander 3(-5); JT Daniels 3(-23).						
<b>PASSING: USF</b> -Byrum Brown 22-29-0-435-2. <b>Rice</b> - JT Daniels 27-40-0-432-3; AJ Padgett 7-10-0-59-1.						
<b>RECEIVING: USF</b> -Jyrin Johnson 4-49-1; Derek Morton 1-31; AJ Bennett 1-10; Savion Sims 1-8; LaDarius Owens 1-6; Quaydarius Davis 1-0; Ja'Corey Howard1-0; Tavaris Achane 1-0. <b>Rice</b> - Kobie Campbell 1-70-1; Luke McCaffrey 2-50-1; Landon Ransom-Goelz 2-49; Boden Groen 2-37; Braylen Walker 1-35-1; Dean Connors 1-7; Rawson MacNeill 1-6; Jack Bradley 1-1-1; Drayden Dickman 1(-1).						
<b>INTERCEPTIONS: USF</b> - None. <b>Rice</b> - None.						
<b>FUMBLES: USF</b> - None. <b>Rice</b> - Marcus Williams.						
<b>SACKS: USF</b> - DJ Gordon IV 1.5-8; Jonathan Ross 1-11; Lloyd Summerall 1-5; Tramel Logan 5-3 <b>Rice</b> - De'Braylon Carroll 1-4; Plae Wyatt 1-9; Chris Conti 5-4; Myron Morrison 5-0.						
<b>TACKLES (UA-A): USF</b> - DJ Gordon IV, 2-4; Jhalyn Shuler 4-2; Braxton Clark,Braxton 5-0; Jonathan Ross 4-1; Jaelen Stokes 3-2; Logan Berryhill 4-1; Tramel Logan 2-2; Aamaris Brown 4-0; Lloyd Summerall 2-2; Daquan Evans 2-1; Soug Blue-El 2-1; Jayden Curry 2-1; Jason Vaughn,Jason 0-2; Dominic Gonnella 1-1; Immanuel Hickman 0-1; DJ Harris 0-1; Michael Williams II,Michael 1-0; Jamie Pettway,Jamie 0-1; Christopher Townsel, 0-1; Jarvis Lee 1-0; Christia Helms,Christian 0-1; Rashad Cheney,Rashad 0-1. <b>Rice</b> - Chris Conti 2-9; Morrison,Myron 2-9; Plae Wyatt,Plae 4-5; Gabriel Taylor 4-4; Jonathan Jean,Jonathan 4-3; De'Braylon Carroll 0-6; Tre'Shon Devones,Tre'shon 2-3; Josh Percy 2-3; Coleman Coco 0-3; SeanFresch 2-0; Marcus Williams 2-0; DJ Arkansas,DJ 0-2; Daveon Hook 2-0; Tyson Flowers 1-1; Demone Green 0-2; Izeya Floyd 0-2; Ty Anthony Morris 0-2; Colin Giffen 0-1; Ari Broussard,Ari 0-1; Blake Boenisch 1-0.						

# GAME TEN - UTSA



Sept. 30, 2023 • Rice Stadium (19,598) • Houston, Texas		
	<b>EAST CAROLINA</b>	<b>17</b>
	<b>RICE</b>	<b>24</b>

**HOUSTON** - JT Daniels threw for 232 yards and a pair of touchdowns and Rice stymied East Carolina's last three drives with fourth down stops to give Rice a win in its inaugural home game in the American Athletic Conference, 24-17 at Rice Stadium on Saturday.

<b>Score by Quarters</b>	<b>1</b>	<b>2</b>	<b>3</b>	<b>4</b>	<b>F</b>	
East Carolina Pirates	3	6	0	8	17	Record: (1-4, 0-1)
Rice Owls	3	7	7	7	24	Record: (3-2, 1-1)

### Scoring Summary

- 1st 07:17 ECU - Conrad 35-yd field goal  
02:34 RICE - Horn 41-yd field goal
- 2nd 11:32 RICE - MacNeill 4-yd pass from Daniels (Horn kick)  
02:51 ECU - Conrad 27-yd field goal  
00:13 ECU - Conrad 38-yd field goal
- 3rd 00:49 RICE - Jenkins 4-yd run (Horn kick)
- 4th 08:24 ECU - Harris 1-yd run (Sowell pass from Flinn)  
06:24 RICE - Ransom-Goelz 44-yd pass from Daniels (Horn kick)

	ECU	RICE
<b>FIRST DOWNS</b>	<b>25</b>	<b>14</b>
Rushing	7	2
Passing	14	9
Penalty	4	3
Rushing Attempts	38	20
Yds Gained Rushing	172	72
Yds Lost Rushing	27	35
<b>NET YDS RUSHING</b>	<b>145</b>	<b>37</b>
<b>NET YDS PASSING</b>	<b>246</b>	<b>240</b>
Comp-Att-Int	21-45-1	19-34-1
<b>TOTAL PLAYS-YDS</b>	<b>83-391</b>	<b>54-277</b>
Fumbles-Lost	0-0	0-0
Penalties-Yards	6-59	10-68
Punts-Avg	3-44.0	5-42.6
Punt Ret-Yds-TD	1-18-0	1-39-0
KO Ret-Yds-TD	3-66-0	0-0-0
INT Ret-Yds-TD	1-0-0	1-15-0
Possession Time	34:58	25:02
Third Down Conv	6 of 18	4 of 11
Fourth Down Conv	2 of 6	0 of 0
Red Zone Scores-Att	3-5	3-3
Sacks-Yds	1-9	3-17
Field Goals	3-3	1-2

**RUSHING: East Carolina** - Javious Bond 7-72; Rahjal Harris 15-46-1; Alex Flinn 13-21; Kamarro Edmonds 2-7; Mason Garcia 1-(-1). **Rice** - Chase Jenkins 4-27-1; Juma Otoviano 2-11; Luke McCaffrey 1-5; Ari Broussard 3-4; Daelen Alexander 1-0; Dean Connors 5-(-1); Team 1-(-1); JoVoni Johnson-McCray 1-(-4); JT Daniels 2-(-4).

**PASSING: East Carolina** - Alex Flinn 21-44-1-246-0; Team 0-1-0-0-0. **Rice** - JT Daniels 18-32-1-232-2; Chase Jenkins 1-1-0-8-0; Luke McCaffrey 0-1-0-0-0.


**RECEIVING: East Carolina** - Chase Sowell 7-88; Jsi Hatfield 5-74; Shane Calhoun 3-34; Jaylen Johnson 4-28; Jhari Patterson 1-11; Brock Spalding 1-11. **Rice** - Landon Ransom-Goelz 2-54-1; Rawson MacNeill 4-51-1; Boden Groen 5-49; Luke McCaffrey 3-44; Dean Connors 1-24; Braylen Walker 3-12; Quinton Jackson 1-6.

**INTERCEPTIONS: East Carolina** - Teagan Wilk 1-0. **Rice** - Chris Conti 1-15.

**FUMBLES: East Carolina** - None. **Rice** - None.

**SACKS: East Carolina** - Chad Stephens 1.0-9. **Rice** - Chike Anigbogu 1.0-7; Gabriel Taylor 1.0-6; Demone Green 1.0-4.

**TACKLES (UA-A): East Carolina** - Antione Jackson 4-3; Julius Wood 4-2; Chad Stephens 3-1; Omar Rogers 3-1; Michael Edwards III 3-1; Taylor Jackson 1-2; Dontavious Nash 2-0; Teagan Wilk 1-1; Jeremy Lewis 0-2; Shavon Revel 0-2; Devon King 1-0; Javious Bond 1-0; D'Anta Johnson 1-0; BJ Davis 1-0; Isaiah Brown-Murray 1-0; Kingston McKinstry 1-0; RaRa Dillworth 0-1. **Rice** - Marcus Williams 5-4; Coleman Coco 3-5; Chris Conti 5-2; Gabriel Taylor 3-3; Sean Fresch 5-0; Plae Wyatt 2-3; Myron Morrison 2-3; Tre'shon Devones 4-0; Josh Percy 4-0; Izeya Floyd 1-2; Blake Boenisch 1-2; Jonathan Jean 2-0; Chike Anigbogu 2-0; Tyson Flowers 1-1; De'Braylon Carroll 0-2; Luke McCaffrey 1-0; DJ Arkansas 1-0; Tim Horn 1-0; Ty Anthony Morris 1-0; Demone Green 1-0; Jordan Campbell 0-1.

Oct. 7, 2023 • Rice Stadium (21,207) • Houston, Texas		
	<b>CONNECTICUT</b>	<b>38</b>
	<b>RICE</b>	<b>31</b>

**HOUSTON** - Luke McCaffrey and Juma Otoviano both scored twice while JT Daniels topped 300 yards for the third time this season, but Rice could not overcome four turnovers in a 38-31 loss to UConn at Rice Stadium.

<b>Score by Quarters</b>	<b>1</b>	<b>2</b>	<b>3</b>	<b>4</b>	<b>F</b>	
UConn Huskies	0	20	8	10	38	Record: (1-5)
Rice Owls	14	0	7	10	31	Record: (3-3, 1-1)

### Scoring Summary

- 1st 06:53 RICE - Otoviano 24-yd run (Horn kick)  
00:33 RICE - Otoviano 7-yd run (Horn kick)
- 2nd 10:49 UCONN - Stafford 1-yd run (McFadden kick blocked)  
09:54 UCONN - Mitchell 50-yd fumble return (McFadden kick)  
03:48 UCONN - Ross 41-yd pass from Roberson (McFadden kick)
- 3rd 09:52 UCONN - Stafford 1-yd run (Joly pass from Roberson)  
02:00 RICE - McCaffrey 4-yd pass from Daniels (Horn kick)
- 4th 14:02 UCONN - McFadden 47-yd field goal  
06:56 RICE - McCaffrey 30-yd pass from Daniels (Horn kick)  
05:06 UCONN - Joly 59-yd pass from Roberson (McFadden kick)  
00:40 RICE - Horn 23-yd field goal

	UCONN	RICE
<b>FIRST DOWNS</b>	<b>12</b>	<b>26</b>
Rushing	5	6
Passing	7	17
Penalty	0	3
Rushing Attempts	30	22
Yds Gained Rushing	108	134
Yds Lost Rushing	4	22
<b>NET YDS RUSHING</b>	<b>104</b>	<b>112</b>
<b>NET YDS PASSING</b>	<b>215</b>	<b>362</b>
Comp-Att-Int	15-19-0	33-49-1
<b>TOTAL PLAYS-YDS</b>	<b>49-319</b>	<b>71-474</b>
Fumbles-Lost	0-0	5-3
Penalties-Yards	6-48	6-42
Punts-Avg	5-40.0	2-24.5
Punt Ret-Yds-TD	0-0-0	1-7-0
KO Ret-Yds-TD	2-44-0	4-115-0
INT Ret-Yds-TD	1-0-0	0-0-0
Possession Time	29:03	30:57
Third Down Conv	2 of 9	4 of 10
Fourth Down Conv	0 of 0	1 of 2
Red Zone Scores-Att	2-2	3-4
Sacks-Yds	2-14	0-0
Field Goals	1-2	1-2

**RUSHING: UCONN** - Victor Rosa 18-89; Cam Edwards 7-8; Ta'Quan Roberson 1-7; Jelani Stafford 2-2-2; Team 2-(-2). **Rice** - Juma Otoviano 6-51-2; Dean Connors 7-42; Ari Broussard 3-14; Luke McCaffrey 1-12; Quinton Jackson 1-11; JT Daniels 4-(-18).

**PASSING: UCONN** - Ta'Quan Roberson 15-19-0-215-2. **Rice** - JT Daniels 33-49-1-362-2.


**RECEIVING: UCONN** - Justin Joly 7-96-1; Cameron Ross 3-55-1; Kevens Clercius 2-32; Geordon Porter 2-24; Victor Rosa 1-8. **Rice** - Luke McCaffrey 7-100-2; Rawson MacNeill 6-91; Dean Connors 7-88; Boden Groen 3-23; Juma Otoviano 4-16; Ari Broussard 2-14; Kobie Campbell 1-12; Braylen Walker 2-10; Quinton Jackson 1-8.

**INTERCEPTIONS: UCONN** - Chris Shearin 1-0. **Rice** - None.

**FUMBLES: UCONN** - None. **Rice** - JT Daniels 2-1; Braylen Walker 1-1; Sean Fresch 1-1; Juma Otoviano 1-0.

**SACKS: UCONN** - Pryce Yates 1.0-12; Eric Watts 1.0-2. **Rice** - None.

**TACKLES (UA-A): UCONN** - Lee Molette III 6-2; Jackson Mitchell 5-3; Chris Shearin 6-1; Durante Jones 4-2; Mumu Bin-Wahad 5-0; Noah Plack 2-1; Tui Faumuina-Brown 2-1; D'Mon Brinson 2-1; Joe McFadden 2-0; Langston Hardy 1-1; Raashaan Wilkins 1-1; Chris Hudson 1-0; Pryce Yates 1-0; Eric Watts 1-0; Jelani Stafford 1-0; Kevon Glenn 1-0; Donovan Branch 1-0; Dal'Mont Gouridine 0-1; Sokoya McDuffie 0-1. **Rice** - Plae Wyatt 7-3; Chris Conti 4-5; Myron Morrison 5-1; De'Braylon Carroll 2-2; Tre'shon Devones 3-0; Sean Fresch 2-1; Gabriel Taylor 2-1; Marcus Williams 2-1; Tyson Flowers 0-2; Blake Boenisch 0-2; Josh Percy 1-0; Lloyd McFarquhar 1-0; Max Ahoia 1-0; Coleman Coco 0-1; Izeya Floyd 0-1.

Oct. 19, 2023 • H.A. Chapman Stadium (18,527) • Tulsa, Okla.		
 <b>RICE</b>	<b>42</b>	
<b>TULSA</b>	<b>10</b>	

**TULSA, Okla.** - JT Daniels threw for 342 yards and Dean Connors ran for a career-high 120 and three touchdowns as Rice came off the bye week and secured its largest conference victory since 2013, defeating Tulsa, 42-10, Thursday night at H.A. Chapman Stadium.

Score by Quarters	1	2	3	4	F	
Rice Owls	14	7	14	7	42	Record: (4-3, 2-1)
Tulsa Golden Hurricane	0	10	0	0	10	Record: (3-4, 1-2)

### Scoring Summary

1st 12:37 RICE - Connors 54-yd run (Horn kick)  
 02:42 RICE - McCaffrey 21-yd pass from Daniels (Horn kick)  
 2nd 05:45 TLS - Meyer 45-yd field goal  
 01:14 TLS - Benjamin 30-yd pass from Williams (Meyer kick)  
 00:33 RICE - Ransom-Goelz 17-yd pass from Daniels (Horn kick)  
 3rd 09:47 RICE - Daniels 8-yd run (Horn kick)  
 00:23 RICE - Connors 2-yd run (Horn kick)  
 4th 02:58 RICE - Connors 10-yd run (Horn kick)

	RICE	TLS
<b>FIRST DOWNS</b>	<b>24</b>	<b>14</b>
Rushing	9	5
Passing	15	8
Penalty	0	1
Rushing Attempts	31	42
Yds Gained Rushing	194	170
Yds Lost Rushing	24	14
<b>NET YDS RUSHING</b>	<b>170</b>	<b>156</b>
<b>NET YDS PASSING</b>	<b>342</b>	<b>138</b>
Comp-Att-Int	24-37-0	11-22-1
<b>TOTAL PLAYS-YDS</b>	<b>68-512</b>	<b>64-294</b>
Fumbles-Lost	0-0	2-2
Penalties-Yards	2-30	3-25
Punts-Avg	4-40.8	6-48.5
Punt Ret-Yds-TD	3-17-0	1-0-0
KO Ret-Yds-TD	2-46-0	0-0-0
INT Ret-Yds-TD	1-0-0	0-0-0
Possession Time	33:48	26:12
Third Down Conv	7 of 13	4 of 14
Fourth Down Conv	1 of 2	1 of 2
Red Zone Scores-Att	4-4	0-1
Sacks-Yds	3-10	1-9
Field Goals	0-0	1-1

**RUSHING: Rice** - Dean Connors 9-120-3; Juma Otoviano 9-44; Ari Broussard 4-17; JT Daniels 2-(-1)-1; Kobie Campbell 1-(-1); Luke McCaffrey 3-(-3); Team 3-(-6). **Tulsa** - Braylon Braxton 12-89; Anthony Watkins 11-29; Bill Jackson 6-19; Cardell Williams 9-13; Jordan Ford 4-6.

**PASSING: Rice** - JT Daniels 24-37-0-342-2. **Tulsa** - Cardell Williams 7-14-0-101-1; Braylon Braxton 4-8-1-37-0.


**RECEIVING: Rice** - Luke McCaffrey 6-99-1; Landon Ransom-Goelz 5-58-1; Rawson MacNeill 3-45; Boden Groen 4-41; Jack Bradley 1-41; Matt Sykes 1-32; Dean Connors 2-20; Juma Otoviano 2-6. **Tulsa** - Kamdyn Benjamin 3-48-1; Devan Williams 3-41; Carl Chester 2-28; Braylin Presley 1-21; Anthony Watkins 1-5; Jordan Ford 1-(-5).

**INTERCEPTIONS: Rice** - Gabriel Taylor 1-0. **Tulsa** - None.

**FUMBLES: Rice** - None. **Tulsa** - Braylon Braxton 1-1; Cardell Williams 1-1.

**SACKS: Rice** - Josh Pearcy 1.0-1; Jonathan Jean 1.0-0; Coleman Coco 0.5-5; Jordan Campbell 0.5-4. **Tulsa** - Owen Ostroski 1.0-9.

**TACKLES (UA-A): Rice** - Chris Conti 3-5; Josh Pearcy 5-2; Coleman Coco 3-4; Gabriel Taylor 4-1; Tre'shon Devones 4-1; Myron Morrison 1-4; Sean Fresch 3-0; Chike Anigbogu 2-1; Demone Green 2-0; DJ Arkansas 2-0; Plae Wyatt 1-1; Jonathan Jean 1-1; Blake Boenisch 1-0; Van Heitmann 1-0; Ty Anthony Morris 1-0; De'Braylon Carroll 0-1; Michael Larbie 0-1; Jordan Campbell 0-1; Izeya Floyd 0-1. **Tulsa** - Kendarin Ray 6-9; Julien Simon 2-5; Jaise Oliver 1-1; Owen Ostroski 2-3; Keuan Parker 2-2; Coleton Smith 2-2; Everitt Rogers 0-4; Reggie Ellis 0-4; Ben Kepenski 2-1; Mitchell Kulin 1-2; Dayne Hodge 1-2; Vontroy Malone 1-1; Kanion Williams 1-1; Joseph Anderson 0-2; Zaid Hamdan 0-2; Dorian Hopkins 0-2; Mal-achai Jones 1-0; Demarco Jones 1-0; Tyree Carlisle 1-0; Jayden Simon 0-1; Austin Ortega 0-1; Luke McGary 0-1.

Oct. 28, 2023 • Rice Stadium (20,436) • Houston, Texas		
 <b>NO. 22 TULANE</b>	<b>30</b>	
<b>RICE</b>	<b>28</b>	

**HOUSTON** - Rice roared back from a 20-point deficit against 22nd-ranked Tulane, but the Green Wave held off the Owls' hopes of an upset by grinding out the last 8:10 on the clock to escape with a 30-28 win at Rice Stadium on Saturday.

Score by Quarters	1	2	3	4	F	
Tulane Green Wave	10	17	0	3	30	Record: (7-1, 4-0)
Rice Owls	0	7	14	7	28	Record: (4-4, 2-2)

### Scoring Summary

1st 12:57 TLN - Ambrosio 44-yd field goal  
 09:23 TLN - Brown 26-yd pass from Pratt (Ambrosio kick)  
 05:26 RICE - Otoviano 5-yd run (Horn kick)  
 2nd 13:59 TLN - Pratt 1-yd run (Ambrosio kick)  
 03:12 TLN - Bauman 1-yd pass from Pratt (Ambrosio kick)  
 00:00 TLN - Ambrosio 41-yd field goal  
 3rd 07:44 RICE - Otoviano 3-yd run (Horn kick)  
 04:15 RICE - Groen 4-yd pass from Daniels (Horn kick)  
 4th 11:41 TLN - Ambrosio 43-yd field goal  
 08:16 TLN - McCaffrey 35-yd pass from Daniels (Horn kick)

	RICE	TLN
<b>FIRST DOWNS</b>	<b>15</b>	<b>24</b>
Rushing	5	9
Passing	9	14
Penalty	1	1
Rushing Attempts	19	40
Yds Gained Rushing	82	194
Yds Lost Rushing	12	22
<b>NET YDS RUSHING</b>	<b>82</b>	<b>194</b>
<b>NET YDS PASSING</b>	<b>189</b>	<b>263</b>
Comp-Att-Int	18-29-1	22-30-1
<b>TOTAL PLAYS-YDS</b>	<b>48-241</b>	<b>70-457</b>
Fumbles-Lost	2-2	0-0
Penalties-Yards	4-40	5-45
Punts-Avg	4-37.8	1-48.0
Punt Ret-Yds-TD	1-5-0	0-0-0
KO Ret-Yds-TD	2-30-0	1-18-0
INT Ret-Yds-TD	1-72-0	1-11-0
Possession Time	23:55	36:05
Third Down Conv	4 of 9	5 of 13
Fourth Down Conv	0 of 0	2 of 3
Red Zone Scores-Att	3-3	2-4
Sacks-Yds	2-12	1-9
Field Goals	0-0	3-4

**RUSHING: Tulane** - Makhi Hughes 23-153; Michael Pratt 12-40-1; Shaadie Clayton-Johnson 2-11; Team 3-(-10). **Rice** - Juma Otoviano 9-38-2; Dean Connors 8-37; JT Daniels 2-7.

**PASSING: Tulane** - Michael Pratt 22-30-1-263-2. **Rice** - JT Daniels 18-29-1-189-2.

**RECEIVING: Tulane** - Chris Brazzell II 5-75; Yulkeith Brown 5-57-1; Alex Bauman 5-24-1; Jha'Quan Jackson 3-44; Lawrence Keys III 2-22; Shaadie Clayton-Johnson 1-29; Makhi Hughes 1-12. **Rice** - Luke McCaffrey 5-79-1; Kobie Campbell 2-24; Boden Groen 4-19-1; Elijah Mojarro 1-14; Juma Otoviano 1-14; Dean Connors 2-12; Jack Bradley 1-9; Rawson MacNeill 1-9; Landon Ransom-Goelz 1-9.

**INTERCEPTIONS: Tulane** - DJ Douglas 1-11. **Rice** - Gabriel Taylor 1-72.

**FUMBLES: Tulane** - None. **Rice** - None.

**SACKS: Tulane** - Devean Deal 1.0-9. **Rice** - Michael Larbie 1.0-7; Jonathan Jean 1.0-5.

**TACKLES (UA-A): Tulane** - Jesus Machado 8-4; DJ Douglas 3-2; Devean Deal 4-0; Kam Pedescleaux 2-1; Tyler Grubbs 2-1; Bailey Despanie 1-2; Jarius Monroe 2-0; Lance Robinson 1-1; Jared Small 0-2; Mandel Eugene Jr. 1-0; Patrick Jenkins 1-0; Matthew Fobbs-White 1-0; Kentrell Webb 1-0; Shaadie Clayton-Johnson 1-0; Ethan Hudak 1-0; Angelo Anderson 0-1. **Rice** - Plae Wyatt 7-5; Jonathan Jean 10-1; Chris Conti 4-4; Gabriel Taylor 7-0; Izeya Floyd 1-4; Sean Fresch 2-2; Myron Morrison 1-3; Tre'shon Devones 1-2; Lamont Narcisse 0-3; Chike Anigbogu 2-0; De'Braylon Carroll 0-2; Tyson Flowers 0-2; Josh Pearcy 1-0; Michael Larbie 1-0; Coleman Coco 1-0; Kenny Seymour, Jr. 1-0; Andrew Awe 1-0; Demone Green 0-1; Jordan Campbell 0-1; Blake Boenisch 0-1; Van Heitmann 0-1.



# GAME TEN - UTSA



Nov. 4, 2023 • Rice Stadium (21,632) • Houston, Texas

	<b>SMU</b>	<b>36</b>
	<b>RICE</b>	<b>31</b>

**HOUSTON** - Rice saw its hopes for a dramatic rally fall just short as SMU held off a surge by an undermanned Owls team to escape with a 36-31 win and the Mayor's Cup on Saturday night.

Score by Quarters	1	2	3	4	F	
SMU Mustangs	14	10	9	3	36	Record: (7-2, 5-0)
Rice Owls	7	14	7	3	31	Record: (4-5, 2-3)

### Scoring Summary

1st 08:56 RICE - Anigbogu 15-yd blocked punt return (Horn kick)  
 06:22 SMU - Daniels, Jr. 34-yd pass from Stone (Rogers kick)  
 05:48 SMU - Stone 20-yd run (Rogers kick)

2nd 11:07 RICE - McCaffrey 4-yd pass from Daniels (Horn kick)  
 06:59 SMU - Rogers 41-yd field goal  
 02:09 SMU - Hudson 30-yd pass from Stone (Rogers kick)  
 00:18 RICE - Connors 14-yd pass from Daniels (Horn kick)

3rd 09:32 SMU - Lavine 3-yd run (Rogers pass failed)  
 03:05 SMU - Rogers 37-yd field goal  
 00:23 RICE - Connors 1-yd run (Horn kick)

4th 07:44 RICE - Horn 32-yd field goal  
 02:49 SMU - Rogers 51-yd field goal

	SMU	RICE
<b>FIRST DOWNS</b>	<b>28</b>	<b>13</b>
Rushing	12	5
Passing	11	7
Penalty	5	1
Rushing Attempts	45	25
Yds Gained Rushing	230	148
Yds Lost Rushing	7	24
<b>NET YDS RUSHING</b>	<b>223</b>	<b>124</b>
<b>NET YDS PASSING</b>	<b>261</b>	<b>166</b>
Comp-Att-Int	19-35-0	18-32-2
<b>TOTAL PLAYS-YDS</b>	<b>80-484</b>	<b>57-290</b>
Fumbles-Lost	2-1	2-1
Penalties-Yards	7-66	10-120
Punts-Avg	2-19.5	6-40.2
Punt Ret-Yds-TD	3-27-0	1-41-1
KO Ret-Yds-TD	1-22-0	3-79-0
INT Ret-Yds-TD	2-0-0	0-0-0
Possession Time	31:31	28:29
Third Down Conv	8 of 17	2 of 12
Fourth Down Conv	1 of 3	2 of 2
Red Zone Scores-Att	3-3	4-4
Sacks-Yds	4-22	0-0
Field Goals	3-4	1-1

**RUSHING: SMU** - Preston Stone 8-81-1; LJ Johnson, Jr. 15-73; Jaylan Knighton 11-55; Roderick Daniels, Jr. 3-8; Tyler Lavine 2-7-1; Kevin Jennings 2-3; Camar Wheaton 1-1; Team 3-(-5). **Rice** - Dean Connors 7-77-1; Braylen Walker 1-20; Juma Otoviano 7-16; Chase Jenkins 4-14; Kobie Campbell 1-8; Luke McCaffrey 1-2; JT Daniels 4-(-13).

**PASSING: SMU** - Preston Stone 15-28-0-224-2; Kevin Jennings 4-6-0-37-0; Ryan Bujcevski 0-1-0-0-0. **Rice** - Chase Jenkins 10-16-1-85-0; JT Daniels 8-15-1-81-2; Team 0-1-0-0-0.

**RECEIVING: SMU** - Jake Bailey 4-73; Roderick Daniels, Jr. 2-42-1; Jordan Hudson 3-37-1; Jaylan Knighton 1-28; LJ Johnson, Jr. 3-26; Romello Brinson 3-24; Key'Shawn Smith 2-21. **Rice** - Rawson MacNeill 2-68; Landon Ransom-Goelz 3-45; Dean Connors 7-33-1; Boden Groen 1-15; Luke McCaffrey 4-8-1; Quinton Jackson 1-(-3).

**INTERCEPTIONS: SMU** - Isaiah Nwokobia 1-0; Kobe Wilson 1-0. **Rice** - None.

**FUMBLES: SMU** - Preston Stone 1-0; Jaylan Knighton 1-1. **Rice** - JT Daniels 1-1; Braylen Walker 1-0.

**SACKS: SMU** - Elijah Roberts 2.5-14; Elijah Chatman 1.5-8. **Rice** - None.

**TACKLES (UA-A): SMU** - Kobe Wilson 4-3; Ahmad Walker 5-0; Elijah Roberts 3-2; Cale Sanders, Jr. 4-0; Elijah Chatman 3-1; Isaiah Nwokobia 3-0; Ahmaad Moses 3-0; Jordan Miller 3-0; Jonathan McGill 2-1; Charles Woods 2-0; Nelson Paul 1-1; Jahari Rogers 1-0; Chris Adimora 1-0; Team 1-0; Alexander Kilgore 0-1; Jayden Jones 0-1. **Rice** - Tyson Flowers 8-0; Myron Morrison 5-2; Sean Fresch 6-0; De'Braylon Carroll 4-2; DJ Arkansas 5-0; Coleman Coco 1-3; Tre'shon Devones 3-0; Plae Wyatt 2-1; Chike Anigbogu 2-1; Ty Anthony Morris 2-1; Gabriel Taylor 2-0; Daveon Hook 2-0; Andrew Awe 2-0; Michael Larbie 1-1; Izeya Floyd 1-1; Geron Hargon 1-0; Jordan Campbell 1-0; Lamont Narcisse 1-0; Van Heitmann 1-0; Blake Boenisch 1-0; Juma Otoviano 1-0; Ari Broussard 0-1; Peyton Stevenson 0-1.

Nov. 11, 2023 • The Alamodome • San Antonio, Texas

	<b>RICE</b>	<b>0</b>
	<b>UTSA</b>	<b>0</b>