



@USFFOOTBALL NOV. 13, 2023

SOUTH FLORIDA

F O O T B A L L

50,000 STUDENTS • TAMPA, FLA • 13TH LARGEST MEDIA MARKET

27TH SEASON • 15 WINNING SEASONS • 10 BOWL GAMES/6 VICTORIES • 30 NFL DRAFT PICKS • 15 ALL-AMERICANS • NO. 2 RANKING IN 2007

2023 USF GAME NOTES

GAME 11 • AT UTSA

USF DRIVE STARTERS

- ✓ Bulls building on best-in-nation turn-around, seek third road win to post most since 2017 and reach a bowl for first time since 2018.
- ✓ 4-win improvement over 2022 tied for the best in program history and tied with Northwestern for best among 130 FBS teams in 2023.
- ✓ LT Jennings' 52 games played within two of program record.
- ✓ Tramel Logan adds INT TD to fumble return TD on year.
- ✓ Harris ties USF season record with 3rd fumble recovery.
- ✓ Brown earns fifth AAC Weekly recognition, on pace for program records in total offense and passing.
- ✓ Brown No. 7 nationally in total offense (#1 AAC), No. 14 points responsible for, & 1 of 2 players with 2,500+ pass, 600+ rushing.
- ✓ Burlsworth Trophy Semifinalist Atkins posts at least 7 catches in last five games, owns USF season receptions record (69) and within 71 yards of USF season receiving yards record.
- ✓ No. 18 in total offense (453) and No. 26 in rushing offense (188).
- ✓ \$340 million, 35,000-seat on-campus stadium. slated for 2026.

RETURNING STAT LEADERS

- RUSHING:** Nay'Quan Wright, 690 yds, 6 TD
- PASSING:** Byrum Brown: 2,538 yds, 18 TD/8 INT, (63.9%)
- RECEIVING:** Sean Atkins: 69 rec., 808 yards, 4 TD
- SCORING:** John Cannon, 61 pts (8-13 FG, 37-37 PAT)
- TACKLES:** LB Jhalyn Shuler: 68 (6.8 tpg)
- TFL:** S Daquan Evans: 11
- SACKS:** S Daquan Evans: 3
- INTERCEPTIONS:** S Berryhill, S Stokes CB Brown: 2
- CAPTAINS:** Game By Game



USF RADIO NETWORK

FLAGSHIP: 102.5 FM & 102.5-HD2
TUNEIN RADIO - BULLS UNLIMITED

Jim Louk, play-by-play Sam Barrington, analyst
Joey Johnston, sideline

PREGAME SHOW (2 HRS PRIOR TO KICK)

Jim Lighthall & Darek Sharp

BULLSEYE: USF COACHES SHOW

Thursdays: Bulls Unlimited (audio), Youtube, Facebook

FIND US ON SOCIAL MEDIA

- Twitter:** @USFFOOTBALL, @CoachGolesh
- Instagram:** USFFOOTBALL
- Facebook:** facebook.com/SouthFloridaFootball
- #ComeToTheBay | #StayInTheBay

USF ATHLETIC COMMUNICATIONS

4202 E. Fowler Ave., ATH 100, Tampa, FL 33620
OFFICE: 813-974-2125 WEB: GoUSFBulls.com
Brian Siegrist, Associate AD for Communications
O: (813) 974-4086 | C: (813)-293-3897 | siegrist@usf.edu
Micah Banks, Asst. Director of Communications
C: 571-439-2006 | MicahBanks@usf.edu

USF (5-5; 3-3 American) at UTSA (7-3; 6-0 American)

Friday, Nov. 17 • 9:00 P.M. (ET) • Alamodome (73,086) • San Antonio, Texas

- SURFACE:** Natural Bermuda
- TV:** ESPN2: Anish Shroff (P-by-P), Andre Ware (Analyst) & Paul Carcaterra (sideline)
- AUDIO:** 102.5 FP & HD 2/ TuneIn - Bulls Unlimited
- SERIES:** First Meeting
- IN TAMPA:** NA
- LAST TIME:** NA
- USF IN TEXAS:** 3-7
- STREAK:** NA
- WEEKDAY GAMES:** 19-33
- FRIDAY GAMES:** 11-18



USF Bulls

RANKINGS (CFP/AP/COACHES/ESPN FPI):-/-/109
HEAD COACH:Alex Golesh (Ohio State '94)
RECORD AT USF:5-5 (1st)
CAREER RECORD:Same



UTSA Roadrunners

RANKINGS (CFP/AP/COACHES/ESPN FPI):-/-/57
HEAD COACH:Jeff Traylor (Stephen F. Austin, '90)
RECORD AT UTSA:37-13 (4th)
CAREER RECORD:Same

@USFFOOTBALL

@COACHGOLESH

@USFATHLETICS

#COMETOTHEBAY

#STAYINTHEBAY

2023 SCHEDULE

DATE	OPPONENT	ESPN FPI	KICK (ET)/RESULT	TV	ATTENDANCE
Sat., Sept. 2	at Western Kentucky	79	L, 24-41	CBSSN	15,438
	<i>USF led 17-7 early, QB Byrum Brown (160) & RB Nay'Quan Wright (111) led rushing attack totaling 374 yds</i>				
Sat., Sept. 9	FLORIDA A&M	NA	W, 38-24	ESPN+	36,495
	<i>Bulls force 5 turnovers (3 INT), Berryhill two INT, B. Brown responsible for 5 TD (3 pass, 2 run)</i>				
Sat., Sept. 16	#10/10 ALABAMA	3	L, 3-17	ABC	65,1038
	<i>USF led 3-0 early, 3-3 at half; Bulls post 5 sacks, force 8 punts; One score game into final minute of play.</i>				
Sat., Sept. 23	RICE* (Cancer Awareness)	107	W, 42-29	ESPNU	29,141
	<i>Byrum Brown 517 total yards, 435 passing; Naiem Simmons USF record 272 receiving yards</i>				
Sat., Sept. 30	at Navy*	107	W, 44-30	CBSSN	29,789
	<i>First road win since 2019, first-ever at Navy; Byrum Brown 338 yards & 3 TD, Sean Atkins 116 yards & 2 TD</i>				
Sat., Oct. 7	at UAB*	98	L, 35-56	ESPN2	23,792
	<i>USF gave up 608 yards on defense; Byrum Brown 136 yds & 2 TD rushing, 260 and 2 TD passing</i>				
Sat., Oct. 14	FAU* (Homecoming)	101	L, 14-56	ESPN2	36,670
	<i>FAU led 21-14 at the half; FAU 587 yards & punt return TD; Nay'Quan Wright 106 yards rushing</i>				
Sat., Oct. 21	at UConn	118	W, 24-21	CBSSN	21,704
	<i>Nay'Quan Wright ran for 186 yards and 2 TD; Bulls force 4 UConn turnovers, trailed 21-10 with 12:45 to play</i>				
Sat., Nov. 4	at Memphis*	54	L, 50-59	ESPN+	30,223
	<i>Memphis led 14-0; USF took 42-38 lead in 3rd QT; Byrum Brown 457 total yards & 5 passing TD</i>				
Sat., Nov. 11	TEMPLE* (Salute To Service)	130	W, 27-23	ESPN+	30,938
	<i>USF led 17-0 in 1st QT; Sean Atkins 9 catches, 169 yards; Byrum Brown 316 & 1 TD passing</i>				
Fri., Nov. 17	at UTSA*	57	9:00 PM	ESPN2	
	<i>First meeting; first-ever USF game in San Antonio; UTSA went 11-3 last year, won C-USA Championship</i>				
Sat., Nov. 25	CHARLOTTE* (Fan Appreciation)	113	7:30 PM	ESPNU	
	<i>First ever meeting; 49ers went 3-9 (2-6 C-USA) last year</i>				

* American Athletic Conference game

All games heard on 102.5 FM and digitally on Bulls Unlimited on TuneIn Radio

BULLS FACE UTSA FOR FIRST TIME IN QUEST FOR BOWL ELIGIBILITY

USF will hit the road looking for its third road victory of the season (would be most since 2017), sixth win overall and bowl eligibility for the first time since 2018 when they take on UTSA in a Friday night primetime game in San Antonio. UTSA will be the fourth of five first-year AAC foes the Bulls face in 2023 and the second of three first-ever meetings with programs (Rice, UTSA & Charlotte). USF won its first such clash of the year over Rice and closes the season with back-to-back first time meetings with UTSA and Charlotte.

■ **ATKINS DIET:** Sean Atkins, one of 10 semifinalists for the Burlsworth Trophy, has injected reliability and explosiveness into the Bulls offensive diet. Atkins has posted seven or more receptions in each of the last five games as he is shattering USF's season receptions record (was 67) with 69 catches in 10 games and is just 71 yards shy of the season receiving yards mark (879) and 192 from the program's first 1,000-yard receiving season after posting nine catches for a career-best 169 yards in the win vs. Temple.

■ **LORD BYRUM:** QB Byrum Brown added his latest 300-yard passing verse in a win over Temple, posting his second-straight and fourth overall 300-yard game (316, 1 TD) on the year to tie Quinton Flowers (2017) for the USF season record. His 2,538 passing yards are just 373 shy of the USF season record (2,911) and he is averaging 253 ypg. His 517 total yards vs Rice led the nation until Week 11 (now 2nd) and he joins LSU's Jayden Daniels as THE ONLY TWO players in the nation with 2,500+ passing yards and 600+ rushing yards. He is the No. 6 rushing QB in the nation (659), No. 7 nationally in total offense (319.7 ypg) and No. 29 in passing (2,538).

■ **TURN-AROUND:** USF's four-win improvement over 2022 is tied with Northwestern (1-11, to 5-5) as the best in the nation for 130 FBS programs in 2023. USF's five wins are one better than the program's combined win total over the previous three seasons (4-29), and the four-win improvement over 2022 (1-11) equals the best-ever, year-over-year improvement in program history, previously achieved between 2014 (4-8) and 2015 (8-5). It marks the greatest, and only, win improvement for a first-year USF head coach compared to the year prior. Alex Golesh's five wins are tied with Jim Leavitt (5-6, first year of program) for the third-best total in a USF coach's first season.

USF QUICK FACTS

HEAD COACH: Alex Golesh

Years Coached: _____ 1st at USF WI

Alma Mater: _____ Ohio State, '06

Record at USF: _____ 5-5

Career Record: _____ same

American Conf. Record: _____ 3-3

Career Bowl Record: _____ NA

USF COACHING STAFF (game location)

Matt Merritt (**Field**) Assoc. HC/RBs/Run Game

Todd Orlando (**Field**) Defensive Coord./Inside LBs

Joel Gordon (**Press Box**) Offensive Coordinator/QBs

Chad Creamer (**Field**) Special Teams Coord./Outside LBs

James Rowe (**Field**) Safeties/Def. Pass Game Coord.

Matt Birkett (**Press Box**) Cornerbacks

Tyler Hudanick (**Field**) Offensive Line

Kevin Patrick (**Field**) Defensive Line

Clay Patterson (**Press Box**) Tight Ends

L'Damian Washington (**Field**) Wide Receivers

George Courides (**Field**) Strength & Conditioning

Analysts/QC: Wisley Desire, Brett Kean, Tyson Kee,

Tyler Majewski, Jared Perry, Jack Taylor

Graduate Asst.: Parker Carmichael, Jeremiah Criddell,

Cam Edwards, Kyre Hawkins, Eric Kinsey,

Mirko Jirkovic, Richie Mize

IN THE PRESS BOX

OFFENSE: Joel Gordon, Clay Patterson

DEFENSE: Matt Birkett

UNIVERSITY QUICK FACTS

Location: Tampa, Fla. **Enrollment:** 49,766

Nickname: Bulls **Colors:** Green & Gold

Conference: American Athletic

President: Rhea Law

Vice President for Athletics: Michael Kelly

Football Office Phone: 813-974-7170

TEAM OVERVIEW

2022 Overall Record: 1-11

2022 American Athletic Record: 0-8

Last Bowl Game: 2018 Gasparilla (Lost)

Starters Returning/Lost: 13/15

Offense: 4/8

(includes starter who missed most of 2022)

Defense: 8/5 (6+ starts in 2022)

Special Teams: 1/2

Lettermen Returning/Lost: 40/34

Offense: 17/19

Defense: 21/12

Special Teams: 2/3

FOOTBALL HISTORY

First Year: 1997

First Year in FBS: 2000

Record (years): 166-153 (27th season)

FBS Record (years): 146-140 (23rd season)

Bowl Appearances/Record: 10 (6-4)

Last Bowl Appearance: 2018 Gasparilla Bowl (L)

First Team All-Americans: 7

First Team All-Conference: 32

STADIUM INFORMATION

Name: Raymond James Stadium

Capacity: 65,000 **Surface:** Tifway Bermuda 419

Record At Ray Jay: 99-60 (.622)

THE PROGRAM

In its 27th season and 24th at the FBS level, USF Football has made 10 bowl appearances, including a string of four straight (2015-18) and every season between 2005-10 (6 straight). USF has won six bowl games and produced 15 All-America selections, 30 NFL Draft picks and reached the No. 2 ranking in the Associated Press Poll in 2007.

LAST TIME OUT

ATKINS SETS SEASON RECEPTIONS MARK AS BULLS DOWN TEMPLE

USF moved to within one bowl of eligibility with a 27-23 victory over Temple at Raymond James Stadium. The Bulls defense delivered four turnovers, including three interceptions of Temple quarterback E.J. Warner, and USF out-gained the Owls 451 to 389 on the day. USF finished with 13 explosive plays, marking its second straight game with 13, and forced the Owls to go a combined 6-of-17 on third and fourth downs. USF came out of the gates hitting on all cylinders as Brown found Atkins on a 40-yard completion on the games' opening offensive play. Four plays later, Brown trotted in on a seven-yard touchdown run that put the Bulls up 7-0 just 1:46 into the game, the team's fastest opening score on the year. The Bulls defense then did its part, forcing a punt on Temple's opening possession, the first of three straight stops to begin the game. The Bulls would go on to out-gain Temple 224-37 in the first quarter and build a 17-0 lead. Tramel Logan's pick-six made it 27-10 USF in the third quarter before Temple scored 13 straight points in the fourth quarter to make it close in the final minutes.

■ Quarterback Byrum Brown passed for 316 yards and one touchdown, recording his second consecutive 300-yard game and USF record-tying fourth overall on the season.

■ Sean Atkins made nine catches for a career-best 169 yards and broke the eight-year program record for single-season receptions with 69 on the year, bettering the 67 posted by Rodney Adams in 2016.

■ Defensively, Aamaris Brown recorded two interceptions and defensive end Tramel Logan got a pick-six, the Bulls' first since 2021.

STORY LINES

■ **Old Man Jennings:** In his sixth year at USF, left tackle Donovan Jennings has played in 52 career games, just two shy of the USF career record of 54 set by Dwayne Boyles last season. With one more game, he can join his longtime line mates Brad Cecil & Demetris Harris for a tie for second-most.

■ **What Can Brown Do For You:** Quarterback Byrum Brown turned 19 on Sept. 29 and the following day delivered USF's first road win since 2019 and first-ever win in Annapolis with a 338-yard, three touchdown day at Navy. The redshirt freshman leads the AAC (No. 7 nationally) in total offense (319 ypg) and points responsible for per game (16.6), 6th in rushing yards (673), 2nd in rushing TD (9) and 5th in passing yards (2,222). Honored by the AAC in FIVE weeks (4 Honor Roll, 1 POW), Browns has a USF record tying FOUR 300-yard passing games and THREE 100-yard rushing efforts on the season, six games with three or more TD accounted for and led drives of 75 and 90 yards in the fourth quarter at UConn to bring USF to victory after trailing 21-10 with 12:45 to play.

■ **Record Pursuits:** QB Byrum Brown is on pace for a top three total offense season at USF, and, if the Bulls were to make a bowl game, could challenge one or both of Quinton Flowers top two program marks (4,342 in 2016 and 3,989 in 2017). Brown is also on pace for a season passing record at USF, and could become the first 3,000-yard passer in program history and eclipse the program passing record of 2,911 yards set by Quinton Flowers in 2017 and Matt Grothe in 2008. • WR Sean Atkins, a former walk-on who has worked his way into a leading role, has made at least four catches in every game this season and stands No. 2 in the AAC (11th nationally) with 6.9 catches per game. With 69 catches, he has doubled his four-year career total (29) entering the season and broke the 8-year program season record of 67 set by Rodney Adams in 2016. He needs 71 yards to break the receiving yardage record of 879 set by Marquez Valdes-Scantling in 2017.

■ **Wright Stuff:** Running back Nay'Quan Wright posted his second-straight and third overall 100-yard rushing game of the season (3rd career) in the Bulls win at UConn. His 186 yards at UConn are the most by an AAC player on the season. His 690 rushing yards on the season rank No. 4 in the AAC and are challenging his career four-year total at Florida, where he played in 33 games, logging 189 carries for 753 yards and five touchdowns.

■ **Defensive Pressure:** USF's new defense under coordinator Todd Orlando has dialed up the pressure as USF ranks No. 11 nationally in TFL (7.5 tpg). The Bulls have posted three games with 4 or more sacks, their 19 are the most for a USF team since 2019. The Bulls gained their second AAC Defensive Player of the Week on the season in Week 5 with Tramel Logan earning the honor and joining Daquan Evans (Week 3), after USF did not have a defensive player earn the honor since 2017.

■ **On-Campus Stadium & Operations Center Comm:** On Sept. 8, 2021, USF Board of Trustees Chair Will Weatherford told a gathered audience of nearly 300, "Bulls Nation deserves to have a stadium on this campus. I'm here to tell you we're going to do it." Stadium and operations center planning has moved forward quickly with a site identified on the east end of campus in the current Athletics District and on the site of first Bulls team's practice fields. In September 2022, the design/build team of Barton Malow and Populous was selected for the project and the state Board of Governors on Sept. 7, 2023 approved \$340 million for construction of a 35,000-seat stadium and operations centers for football and lacrosse that are targeted for completion for the start of the 2026 season.

■ **\$25 Million Gift:** On Sept. 7, 2023, USF Athletics received the largest gift in its history as Tampa General Hospital gave \$25 million to name the Center for Athletic Excellence, a football and lacrosse operations facility that will be included as part of USF's new on-campus stadium project and will feature dedicated clinical space for TGH where TGH will provide behavioral health services. TGH will also name the university's athletics district.

■ **\$366 Million in New Football Facilities:** The Bulls have spent more on football facilities in the last two years than in the previous 25. With the approval of \$340 million for an on-campus stadium slated for 2026, the total investment in football facilities has reached \$366 million in the last two years, including a \$22 million Indoor Performance Facility, \$3 million locker room and office renovation and nearly \$1 million in new equipment and enhancements to the weight room.

■ **Bulls Open Indoor Facility:** On Sept. 8, 2021 USF officially broke ground on a \$22 million Indoor Performance Facility on the site of the Bulls current turf practice field. The facility, which followed on the heels of a \$3 million locker room renovation that opened prior to the start of the 2021 season, was completed in late fall of 2022 and the Bulls began practicing in it on Jan. 9.

■ **Charge Up The Offense:** In the last three years as a play-caller, including his year at UCF, Alex Golesh's offense is averaging a nation's-best 3.06 plays per minute and 1.53 points per minute, which ranks third in FBS during that span. Each of his years as an offensive coordinator have seen Golesh's offenses finish in the FBS top 10 in scoring and total offense.

■ **New Look Bulls:** USF hit the field with 56 new players, 38 of those scholarship players. Among the positions Alex Golesh and his staff brought in the most new scholarship players are on the offensive line (8), wide receiver (7), defensive tackle (5) and secondary (5). The Bulls have 24 of those players appearing in the depth chart, including 13 on offense, nine on defense and two specialists.

■ **Transfer Destination:** USF has 39 players on the roster that previously played at another NCAA Division I program, 31 that played at a current Autonomy 5 programs. Among those, the Bulls have three players from Minnesota and two each from Baylor, Florida, Florida State, Kansas State, Maryland, Oklahoma and Texas.

■ **Golesh Takes Charge:** Named the program's sixth head coach in December, Alex Golesh is the third first-time head coach in program history. The 2022 Broyles Award finalist is the son of Russian immigrants that brought he and his brother to Brooklyn, N.Y. in 1991 as pre-teens where they lived above a bodega before eventually moving to Columbus, Ohio. He was born in Moscow, but his parents, Vladimir and Bella, left Russia for America in 1991 as conservative hardline communists were in the midst of staging an unsuccessful coup to try to overthrow then Soviet Union president Mikhail Gorbachev. "My parents left everything and sacrificed everything because they wanted to give me and my older brother a better life," Golesh said. "They worked really, really hard to give us the life we now have."



THERE'S A STORY THERE

tion, and he still attended - "that is what who would have wanted. He wears No. 0 because "when I'm on that field, I've got nothing on my mind ... nothing except complete focus and staying locked in." Evans was 15, a sophomore at Orlando Jones High School, when he became a father and his son, 6-year-old Da'Mani, is a regular at USF games.

✓ **RB Nay'Quan Wright** was shot in the chest from a ricocheted bullet during a drive-by shooting while practicing with his youth football team in Miami Gardens when he was 11. His family got a call that he had passed away, but he recovered. Wright also broke his ankle as a high school junior, which derailed his recruiting process after he helped lead Carol City to a state title win in 2016.

✓ **S Logan Berryhill** lost his older brother, Braxton Sullivan (14), in a car accident when Logan was 12, his mother is in a convalescent home due to the effects of brain cancer, including blindness and seizures, and he was raised by a great aunt and grandfather.

✓ **LB DJ Gordon** is a native of Plant City, 40 minutes east of campus, where his family has lived for generations and he enjoyed the country life riding horses (quarter-horses and a Mustang Appaloosa), hunting, fishing and enjoying occasional meals of possum, squirrel and raccoon. He also hunted and ate gators. His name is James Edward Gordon IV, but he got the nickname "DJ" because his father was known as "Dank" and he is "Dank Jr." or "DJ."

✓ **WR Khafre Brown** Brown was named for the Egyptian king Khafre, who built the second largest pyramid of Giza during his 66-year reign, concluding somewhere around 2570 B.C. Brown's mother was intrigued after seeing a picture of Khafre's statue in a book. Brown does paintings for a hobby. He specializes in sunsets, usually in a beach or skyline setting. He picked up the hobby from his mother, who is an artist.

✓ **P Andrew Stokes** is 29 years old and the Bulls second straight punter to come out of Prokirk in Australia. He had never played in a football game when he arrived at USF. Stokes spent seven years playing Australian rules football with the Railways in the Great Northern Football League, then Freemantle of the West Australia Football League.

✓ **DE Jonathan Ross'** mother, Michelle, travels to every Bulls game home and away from Maryland. Ross also starred in the musical "Grease" in high school, playing Kenickie Murdoch, best friend to Danny Zuko, played by his brother, Josef.

✓ **DL Doug Blue-Eli**, a TCU transfer, and Wagner transfer **WR Naleim Simmons** were freshmen at the same NJ high school. Simmons arrived at USF in January and told Blue-Eli about Alex Golesh and the university. Blue-Eli transferred in May and they are together again.

✓ **DT Immanuel Hickman and OC Joel Gordon** are both sons of preachers. Gordon's father, Robert, is 90 and is still a Presbyterian minister in Virginia. Hickman is the son of pastor Derwin Hickman, Sr. and co-pastor Franswala Hickman of Divine World Changers International Ministries in Richmond, Va.

✓ **WR Coach L'Damian Washington** has 27 siblings. His father was murdered when he was five. When he was 15, his best friend was murdered and his mother had a stroke while cheering at his high school basketball game and died.

✓ **HC Alex Golesh** is the fourth USF head coach (of 6) to take the reins in their 30's joining Jim Leavitt (39, all-time winningest USF coach), Willie Taggart (37, 3 bowls and two 10 win seasons in 5 years) and Jeff Scott (39).

✓ **D-Line Coach Kevin Patrick** is on his third stint with USF and was on head coach Jim Leavitt's first-ever USF staff. In fact, he led the team out of the tunnel in the program's first-ever game in 1997 in old Tampa Stadium. Patrick was a 1993 AP First-team All-American and Big East Defensive Player of the Year at Miami, part two Hurricanes national championships and a roommate of Dwayne "The Rock" Johnson. They remain friends.

✓ **Safeties Coach James Rowe** was a left-handed pitcher on Bulls baseball teams from 2005-07. A meeting with then USF defensive coordinator Wally Burnham helped reignite his interest in football and he went on to coach five seasons in the NFL (most recently with the Chicago Bears) before returning to USF.

✓ **Offensive Line Coach Tyler Hudanick** is 26 years old, three years younger than Bulls punter Andrew Stokes who is 29. Hudanick, who played at UCF, actually played in the same game with Bulls senior tackle Donovan Jennings in the War on I-4 (USF vs. UCF) battle in 2018.

BROWN MAKING CASE FOR THE AMERICAN'S TOP QB

Redshirt freshman QB Byrum Brown has established himself as one of the standout quarterbacks in the nation.

- One of TWO players nationally with 2,500+ passing yards and 600+ rushing yards on the season - joining LSU's Jayden Daniels.
- Brown's 517 total yards vs. Rice are were the most posted by any player in the nation through Week 11 (now 2nd) and lead the AAC. His 457 yards at Memphis rank 17th nationally.
- Brown leads the AAC and is 7th nationally in total offense (319.7 ypg) and 1st/14th points responsible for (16.6 ppg). He also is 6th in the league in rushing yards (659) and No. 6 among FBS quarterbacks nationally.
- Browns' FIVE TD passes at Memphis tied a 21-year-old USF program record set in 2002 by Marquel Blackwell. His 18 on the year are 7 shy of the USF record of 25 set by Quinton Flowers in 2017.
- Brown is on pace to challenge USF season records for total offense, passing, passing TD and completion percentage.
- His season completion percentage of 63.9 percent is ahead of Matt Grothe's program record of 63.7 set in the 2006 season.
- Brown has FOUR 300-yard passing games on the season, tying Quinton Flowers (2017) for the program record for a season.
- Brown has THREE 100-yard rushing games on the season and six games with 3+ TD responsible for.
- At Memphis he became just the fourth player since 1996 to post 5+ TD passes, 100+ rushing yards and a 75% or better completion percentage as he passed for 357 yards and five TD and ran for 100 yards. His 79% completion percentage was the fifth-best in program history.
- In a 24-21 win at UConn, he led USF back from trailing 21-10 with 12:45 to play with 75-yard and 90-yard touchdown drives in which he went 8-of-10 passing for 95 yards and ran for 17 yards and a touchdown. It marked just the fifth, double-digit fourth-quarter comeback in program history.
- In his first two conference games, Brown completed 76% of his passes for 773 yards, five TD and no interceptions as USF started 2-0.
- He led USF to its first road win in four seasons passing for 338 yards, 3 TD, a 76% completion percentage and no interceptions at Navy (9.30) while leading five touchdown drives of 67 yards or longer. After falling down 14-0, Brown led USF to 21-straight points on TD drives of 70, 67 and 88 yards in the first half.
- He made his final start as an 18-year old one for the ages as he posted a career-best with 435 yards passing going 22-of-29 (75%) with two touchdowns and no interceptions in a 42-29 victory over Rice (9/23), the second-best total in program history behind 503 by Quinton Flowers at UCF in 2017.
- Honored by the AAC FIVE times on the year, earning Weekly Honor Roll recognition four times and being named AAC Offensive Player of the Week after Game 4, USF's first since Jordan Cronkrite in 2019, and earning Davey O'Brien "Great 8" and Manning "Stars of the Week" Quarterback Awards.
- Brown's career-best 517 total yards vs. Rice (435 passing, team-high 82 rushing and 1 TD) rank as the second-best total in program history and he joined Quinton Flowers as the only two players in program history to post 500+ yards in total offense. Flowers owns the record with 605 at UCF in 2017.

FBS PLAYERS WITH 2,500+ YARDS PASSING & 600+ RUSHING IN 2023

Player	Passing	Rushing	Total	Points Responsible For
Jayden Daniels, LSU	3,164 (30 TD)	918 (8 TD)	4,082/408 ypg (1st)	23.0 ppg (1st)
Byrum Brown, USF	2,538 (18 TD)	659 (9 TD)	3,197/319.7 ypg (7th)	16.6 ppg (14th)

AMERICAN CONFERENCE

School	STANDINGS		
	CONF	OVERALL	STREAK
Tulane	6-0 1.000	9-1 .900	W8
SMU	6-0 1.000	8-2 .800	W6
UTSA	6-0 1.000	7-3 .700	W6
Memphis	5-1 .833	8-2 .800	W4
South Florida	3-3 .500	5-5 .500	W1
Navy	3-3 .500	4-5 .444	W1
Florida Atlantic	3-3 .500	4-6 .444	L2
Rice	2-4 .333	4-6 .400	L2
UAB	2-4 .333	3-7 .300	L1
Charlotte	2-4 .333	3-7 .300	L1
North Texas	1-5 .167	3-7 .300	L4
Tulsa	1-5 .167	3-7 .300	L5
Temple	1-5 .167	3-7 .300	L1
East Carolina	1-5 .167	2-8 .200	W1

AAC ADDS 6 NEW MEMBERS IN 2023:

UAB, Charlotte, FAU, North Texas, Rice & UTSA officially joined the AAC on July 1, 2023.

✓ **USF Football** is one of five football programs in the American Athletic Conference founded after 1991: Charlotte - 2013; UTSA - 2011; FAU - 2001; USF - 1997; UAB - 1991.

FIRST YEAR HEAD COACHES: Alex Golesh begins his first season at USF in 2023 and his first-ever as a head coach. He is among seven first-year head coaches at their respective programs in The American in 2023, including Trent Dilfer (UAB), Tom Herman (FAU), Eric Morris (North Texas), Brian Newberry (Navy), Biff Poggi (Charlotte) and Kevin Wilson (Tulsa). USF will face four of those coaches in 2023: Dilfer, Herman, Newberry and Poggi.

FIRST-YEAR COLLEGIATE HEAD COACHES IN 2023 (11)

Coach	School	Conference
Kenny Dillingham	Arizona State	Pac-12
Biff Poggi	Charlotte	AAC
Tim Beck	Coastal Carolina	Sun Belt
Kenni Burns	Kent State	Mid-American
Zach Arnett *	Mississippi State	SEC
Brian Newberry	Navy	AAC
David Braun	Northwestern B	ig Ten
Ryan Walters	Purdue	Big Ten
Trent Dilfer	UAB	AAC
Alex Golesh	USF	AAC
Lance Taylor	Western Michigan	Mid-American

* named head coach prior to the 2022 bowl game + Georgia Tech's Brent Key is not included in the list

BOLD: USF WILL FACE IN 2023

GOLESH TAKES THE REINS

First-year Head Coach Alex Golesh (39) was named the 2022 247Sports Offensive Coordinator of the Year after leading the Tennessee offense to nation's leading marks in scoring (46.1 ppg) and total offense (525.5 ypg). Tennessee wide receiver Jalin Hyatt won the Biletnikoff Award catching 67 passes for 1,267 yards and 15 touchdowns, while quarterback Hendon Hooker (3,135 yards and 27 TD passing; 430 yards and 5 TD rushing) was named the SEC Offensive Player of the Year and was a strong Heisman candidate before a late season injury ended his campaign. Golesh helped Tennessee go 11-2 and win the Orange Bowl. He previously helped lead turnarounds at four programs serving as a tight ends coach/recruiting coordinator or offensive coordinator at Toledo, Illinois, Iowa State and Tennessee.

■ He is the third first-time head coach in program history following Jim Leavitt (1996-2009), who came to USF from being co-defensive coordinator/linebackers coach at Kansas State, and Jeff Scott (2020-22), who came to USF after being co-offensive coordinator/wide receivers coach at Clemson. Leavitt is the winningest coach in program history, posting a 95-57 record, a 3-2 mark in bowl games and leading USF to a No. 2 AP ranking in 2007.

TOUGH ASS DUDES

Golesh's ultimate compliment to players that put it all on the line and come back for more. So far earning the moniker from the coach on the year are:

Byrum Brown, Sean Atkins, Daquan Evans

27 SEASONS OF USF FOOTBALL

USF celebrated its 25th season of football in 2021 after the program hit the field in 1997 after an initial season of only practices and scrimmages in 1996. The University was founded in 1956 but didn't field a football team for another 41 years. The Bulls debuted as a Division I-AA (Football Championship Subdivision) program on Sept. 6, 1997 with an 80-3 victory against NCAA Division II Kentucky Wesleyan at the old Tampa Stadium.

■ When USF football debuted, the university's enrollment was 36,649 (it's now nearly 50,000).

■ USF's overall operating budget has advanced from \$500-million to \$1.857-billion during the 25-year football era, while USF's economic impact on the Tampa Bay region has gone from \$1.1-billion to \$4.4-billion.

USF FOOTBALL

Year Started	1997
Seasons Played	27th
Head Coaches	6

BULLS FASTEST TO REACH TOP 10

■ In 2007, USF became the fastest program in the modern AP Poll Era to go from inception to a Top 10 national ranking as the Bulls were ranked No. 6 in the Week 5 AP Poll in just the program's 11th season. The Bulls would climb all the way to the No. 2 ranking two weeks later in Week 7 to become the fastest to reach a Top 5 ranking.

■ The Bull have reached a Top 25 ranking in seven seasons, including three straight (2016-18), and been ranked a total of 48 weeks, including 12 in the top 15.

FASTEST TO 150 WINS IN FLORIDA

With a victory over ECU in 2018, USF became the fastest Florida FBS program to reach 150 wins.

STATE OF FLORIDA FBS PROGRAMS

School	Game Reached	150th Win/Games
USF	4th game of 2018	150/255 (.588)
Florida	1st game of 1937	150/258 (.581)
Miami	5th game of 1955	150/267 (.562)
Florida St	10th game of 1975	150/292 (.513)
UCF	9th game of 2005	150/294 (.510)
FAU & FIU	had not reached 150 wins	

BEATING NATIONAL CHAMPIONSHIP PROGRAMS

USF has defeated 12 programs with an NCAA-recognized FBS national championship, including wins against:

Army, Auburn, BYU, Clemson, Florida State, Georgia Tech, Illinois, Miami, Notre Dame, Pittsburgh, Syracuse and TCU.

MOST WINS IN A SEASON

Record	Period	Win %
11-2	2016	84.6%
10-2	2017	83.3%

MOST WINS & BEST RECORD OVER 4 SEASONS

Record	Period	Win %	Bowls
36-15	2015-18	70.5%	4
34-18	2006-09	65.0%	4

ATKINS NAMED 1 OF 10 SEMIFINALISTS FOR BURLSWORTH TROPHY

Graduate wide receiver Sean Atkins (Viera) was named one of 10 semifinalists for the 2023 Burlsworth Trophy, recognizing the most outstanding player from Division I (FBS) football who began their career as a walk-on. ■ Atkins is the only semifinalist from the American Athletic Conference and one of two nationally that do not play for a program in the Big Ten, Big 12, Pac 12 or SEC. The 2022 winner was quarterback Stetson Bennett from the University of Georgia.

■ In his fifth season as a Bull, Atkins earned a scholarship prior to the start of the 2021 season and has gone on to become first the team's third-leading receiver in 2022 (19 catches, 238 yards, 3 touchdowns) before elevating to the team's number one target in 2023. His current career-best year (69 receptions for 808) has the 5-10 receiver having broken USF's single-season receptions record (67, set in 2016 by Rodney Adams) and within 71 yards of the single-season receiving yards record (879, set in 2017 by Marquez Valdes-Scantling).

■ The other nine semifinalists are: B.J. Green, DL, Arizona State; Joe Evans, DL, Iowa; James Carpenter, G, James Madison; Austin Moore, LB, Kansas State; Cody Schrader, RB, Missouri; Drake Stoops, WR, Oklahoma; Jake Springfield, OT, Oklahoma State; Bryson Barnes, QB, Utah and Kyle Thornton, LB, Washington State.

WHO'S GOT NEXT?

USF's 2024 recruiting class, the first full-cycle class under head coach Alex Golesh currently is ranked No. 1 in the AAC and No. 1 among non-Autonomy Five programs in the nation. The Bulls average of 2.68 is second only to UTSA (2.83) in the AAC.

■ The Bulls current class of 19 commits, including one four-star, is ranked No. 55 nationally by Rivals ahead of Oklahoma State, UCLA, Washington State, Baylor, Oregon State, Colorado, Michigan State, Cal, BYU, Utah, Virginia, Boston College, Northwestern Houston and Kansas State.

CURRENT TOP AAC 2024 RECRUITING CLASSES:

- 1) USF
- 2) Navy
- 3) Tulsa
- 4) Memphis
- 5) FAU
- 7) ECU

14-TEAM AAC

The 2023 campaign will mark The American's first with 14 teams, as the league welcomes UAB, Charlotte, Florida Atlantic, North Texas, Rice and UTSA to its ranks. They will join continuing members East Carolina, Memphis, Navy, SMU, Temple, Tulane, Tulsa and USF to comprise a conference that will continue to compete for perennial New Year's Six bowls and College Football Playoff appearances. The conference will have at least 20 games on either ABC, ESPN, ESPN2 or ESPNU. The American continued to make history in 2022 as Tulane capped a 12-2 season with a Good-year Cotton Bowl Classic victory against USC and a final national ranking of No. 9. It marked the seventh time in nine seasons of the College Football Playoff era that The American was represented in the New Year's Six, the fourth win by an American team in the league's 10-year history and the sixth top-10 finish by an American Athletic Conference team. Seven teams from The American were selected for bowl games, while league teams went 4-3 in postseason play.

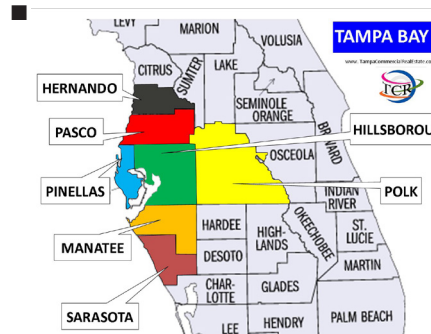


GRADUATES

USF enters 2023 with 14 graduates on the roster. They are: Sean Atkins (WR), Logan Berryhill (WR), Gerry Bohanon (QB), Michael Brown-Stephens (WR), Braxton Clark (CB), Daquan Evans (CB), Matthew Hill (S), Donovan Jennings (T), Brian Norris (LB), Jonathan Ross (DE), De'Juan Sease (DT), Timarcus Simpson (S), Jason Vaughn (DE) and Nay' Quan Wright (RB).

#COMETOTHEBAY #STAYINTHEBAY FOCUSED ON CULTIVATING HOMEGROWN TALENT

USF has focused recruiting on the state of Florida and particularly the Bay area and its seven surrounding counties.



Within a 100-mile radius of Tampa there are 121 high schools. There are close to 100 Division I players recruited nationally from the area annually.

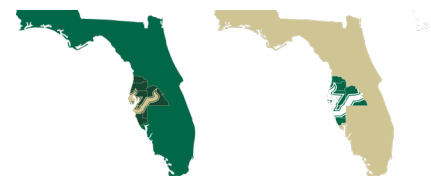
■ The Bulls build on the benefit of players being able to have sixth their family involved in the program, see them play regularly, go home regularly and play for their city as well as the benefit of building their brand in a thriving metropolitan economic area of over 4 million people and numerous large businesses and professional opportunities.

■ The 2023 Bulls' roster features 27 players from the Bay area, including 11 on the depth chart to start the 2023 season.

■ 68 of the players on USF's roster hail from the state of Florida. That represents 58 percent of the roster with Georgia (12), Texas (8), California (4) and New Jersey (4) being the next closest states in producing current Bulls.

■ Among the Bay area standouts on the Bulls' 2023 roster are: left tackle Donovan Jennings, guards Mike Lofton, Andrew Kilfoyl and Zach Perkins, tight end Weston Wolff, cornerback Aamaris Brown, safeties Will Jones and Timarcus Simpson, linebacker DJ Gordon and defensive end Lloyd Summerall.

USF HELMET & JERSEY LOGO



STAFF INVESTMENT

When USF Vice President of Athletics Michael Kelly hired Alex Golesh to lead the USF program he also made a commitment to enhancing USF's football staff in both enhanced salaries for primary coaching staff and investment in recruiting and player personnel.

■ USF increased the football staff salary pool by nearly \$1 million entering the 2023 season.

■ USF recruiting/player personnel department went from five full-time members in 2022 to 10 in 2023 - with eight members in recruiting and two new player development positions.

■ Director of Player Development Jeff Jones coached head coach Alex Golesh at Dublin High School and lived on his block, often taking him to practices. He served as principal at four high schools in Ohio and associate principal at one during 14 years as an administrator and 29 in education.

NOTING THE OPPONENT: UTSA

UTSA, in its 13th season of play, is bowl eligible for the fourth consecutive year and sixth time in program history. The Roadrunners have played in a bowl game in each of the first three seasons under head coach Jeff Traylor. UTSA dropped a 31-24 decision to No. 16 Louisiana in the 2020 First Responder Bowl, a 38-24 contest to No. 24 San Diego State in the 2021 Frisco Bowl and an 18-12 matchup against No. 23 Troy in last year's Cure Bowl. UTSA is 17-0 at home against conference opponents and 22-3 overall at the Alamodome under fourth-year head coach Jeff Traylor. The Roadrunners (7-3; 6-0 AAC) have won six straight games, averaging 39.7 ppg over that span, and are one of three unbeaten teams in AAC play after a 34-14 victory over Rice in San Antonio last Saturday. Rice, FAU (W, 36-10) and Temple (W, 49-34) are common opponents with USF. The Bulls downed Rice (42-29) and Temple (27-23) and fell to FAU (56-14). UTSA went 11-3 last year, winning its second straight C-USA title, and its three losses on 2023 came in September at Tennessee (45-14), at Houston (17-14) and vs. newest AAC member Army (37-29).

■ The Roadrunners have won their last 16 games against conference opponents dating to the 2021 C-USA Championship game. They went 8-0 in the C-USA regular season in 2022 and posted a 48-27 triumph over North Texas in the 2022 C-USA Championship Game.

■ UTSA ranks sixth in the AAC in total offense (407 ypg) and fourth in scoring offense (31.5) and fifth in total defense (365.2 ypg) and scoring defense (24.6). They lead the AAC and are 17th nationally in third down conversions (46.9%) and 2nd/11th on 4th down (70.6 %)

■ 7th-year QB Frank Harris owns 38 school records, including 14 career marks, and he recently eclipsed 11,000 passing yards and 13,000 total offense yards as a Roadrunner. The 2022 Conference USA Most Valuable Player and first-team all-conference performer owns a 38-12 record as UTSA's starting QB, and is coming off a record-setting 2022 that saw him complete 69.6% for 4,063 yards and 32 TDs.

UTSA Series

First Ever Meeting

UTSA CONNECTIONS

Former Bulls assistant Justin Burke (TE/SPC 2017-19) is UTSA's offensive coordinator and former USF director of recruiting Mike Giglio (2017-22) is UTSA's general manager.

WEEK DAY PRIMETIME GAMES

USF is 19-33 in 52 previous weekday games, including 11-18 in 29 Friday night games. USF has lost its last 10 weekday game appearances, including eight on Friday night. The last win came in a 25-24 victory on a Friday night at Tulsa on Oct. 12, 2018. The Bulls last November weekday win came vs. Tulsa on Nov. 16, 2017 (27-20), which was a Thursday night. The Bulls last Friday night win in November came Nov. 20, 2015 vs. Cincinnati (65-27).

BULLS IN TEXAS

USF is 3-7 all-time in games played in the state of Texas, with the last win coming 35-27 at SMU in 2016. The Bulls have lost in their last three trips to the state, falling three times at Houston (2018, 2020 and 2022) and once at SMU in 2021. USF has played Houston (1-4), SMU (2-1), Baylor (0-1), North Texas (1-0) and TCU (0-1) in the state of Texas.

WHAT A TURN-AROUND

USF's four game improvement over 2022 (5-5 from 1-11) is tied with Northwestern (5-5 from 1-11) as the best in the nation among 130 FBS teams, and among five of 57 programs that finished .500 or worse in 2022 that have improved by 3+ wins.

Team Improvement	2022	2023	Virginia Tech	+2	3-8	5-5	Missouri	+2	6-7	8-2
USF	+4	1-11	Texas State	+2	4-8	6-4	Miami (OH)	+2	6-7	8-2
Northwestern	+4	1-11	Rutgers	+2	4-8	6-4	Liberty	+2	8-5	10-0
Boston College	+3	3-9	Iowa State	+2	4-8	6-4				
Colorado	+3	1-11	Georgia State	+2	4-8	6-4				
UNLV	+3	5-7	Arizona	+2	5-7	7-3				
Arkansas St	+2	3-9	Oklahoma	+2	6-7	8-2				

TOP USF HEAD COACH DEBUTS

10-2 - Charlie Strong - 2017 (-1 from 2016) - took over 11-2 team from year before that had reached two-straight bowl games

8-5 - Skip Holtz - 2010 (even with 22009) - took over an 8-5 team that had played in five straight bowl games

5-5 - Alex Golesh - 2023 (+4 over 2022) - took over 1-11 team that had not won more than two games in three years.

5-6 - Jim Leavitt - 1997 (1st year) - first year of the program, played at the FCS level

2-10 - Willie Taggart - 2013 (-1 from 2012) - took over a 3-9 team that had not reached a bowl game in two years.

1-8 - Jeff Scott - 2020 (-3 from 2019) - took over a 4-8 team that had not reached a bowl game in one year.

EXPLOSIVE BULLS

■ USF has posted a season-best 13 explosive plays in each of its last two games - posting 13 among 457 yards in a 27-24 win Temple and 13 among 583 yards and 50 points in a 59-50 loss at Memphis. Nine of those came through the air as Byrum Brown passed for 457 yards and five TD. Brown also accounted for two on the ground as he ran for 100 yards.

■ USF posted 12 explosive plays (15+ yards) in their 42-29 victory over Rice (9.23), including three plays of 50+ yards and quarterback Byrum Brown connecting with wide receiver Naiem Simmons on four plays of 42-yards or more, including gains of 53, 51, 49 and 42 yards. Brown also connected on a 59-yard pass play to Khafre Brown. Just one of those was a scoring play, with Brown hitting Simmons on a 49-yard TD pass.

■ The Bulls had nine explosive plays in a 24-21 win at UConn, four of those coming on the ground including runs of 47 and 41 yards for Nay Quan Wright.

■ USF has 96 explosive plays on the year and is averaging 9.6 explosive plays per game through GAME 10, including pass plays of 88 yards (vs. Navy) and 84 yards (at WKU) that rank No. 4 and No. 7 on the USF all-time chart.

■ Despite playing two of the slowest playing teams in the country in back-to-back games in Rice and Navy, USF leads the nation averaging 84.2 plays per game through GAME 10, joined by North Carolina (80.1) as the ONLY teams in the nation averaging more than 80.

40-POINT OFFENSE

USF 42 points vs. Rice and 44 points at Navy in conference opening wins and added a 50-point outing at Memphis.

■ USF's three 40+ point games are the programs most since 2019, a fourth game would be the most since 2017.

■ USF posted back-to-back 40-plus point games for the first time since posting three straight in September of 2017.

■ USF posted a total of four 40-plus point games in the last three seasons: two in 2022 and one each in 2021 and 2020.

40-PLUS POINT GAMES

2023 - 3 - 2 straight

2022 - 2 - no back-to-back

2021 - 1

2020 - 1

2019 - 3 - no back-to-back

2018 - 2 - no back-to-back

2017 - 5 - 3 straight

2016 - 9 - 3 straight

2015 - 5 - 3 straight

2012-14 - 0

SITUATIONAL RECORDS

	2023
vs. Top-25 opponents (AP/Coaches)	0-1
vs. Top-10 opponents (AP/Coaches)	0-1
USF scores first	3-3
Opponent scores first	2-1
USF leads after 1st quarter	3-2
Opponent leads after 1st quarter	2-2
USF leads at half	3-0
Tied at half	0-2
Opponent leads at half	2-2
USF leads after 3rd quarter	4-0
Opponent leads after 3rd quarter	1-4
Tied after 3rd	0-0

USF OFFENSE

SCORING: 17 points or less	0-1
SCORING: 20 or more points	5-3
SCORING: 30 or more points	3-2
SCORING: 40 or more points	2-1
TOTAL OFFENSE: 400 or more yards	4-3
TOTAL OFFENSE: 500 or more yards	1-2
TOTAL OFFENSE: 300 yards or less	0-1
RUSHING: 200 or more yards	1-3
RUSHING: 300 or more yards	0-1
RUSHING ATT: 40 or more	5-3
PASSING: 200 or more yards	4-2
PASSING: 300 or more yards	3-1
PASSING ATT: 30 or more	3-3
1st DOWNS: at least 20	5-3
3rd DOWNS: convert 40% or more	3-1
TURNOVERS: two or less	4-1

USF DEFENSE

SCORING: allow 15 points or less	0-0
SCORING: allow 20 points or less	2-1
SCORING: allow 21 points or more	4-3
TOTAL OFFENSE: 300 yards or less	0-0
RUSHING: allow 150 yards or less	3-2
RUSHING: allow 100 yards or less	2-0
PASSING: allow 150 yards or less	1-1
PASSING: allow 100 yards or less	1-0
1st DOWNS: allow 15 or less	1-0
3rd DOWNS: convert 33% or less	4-3
TURNOVERS: two or more	3-0

TEAM COMPARISON

RUSHING YARDS: USF has more	4-2
PASSING YARDS: USF has more	3-0
TOTAL YARDS: USF has more	5-2
TURNOVERS: USF has fewer	3-0
TIME OF POSSESSION: advantage	2-3
1ST DOWNS: USF has more	5-2
PENALTIES: USF has fewer	1-1
SPECIAL TEAMS SCORE: USF scores TD	0-0

USF INDIVIDUALS

RUSHING: 100-yard rusher	1-3
PASSING: 200-yard passer	4-2
RECEIVING: 100-yard receiver	3-0
RUSH/PASS: 100-yard rusher/200-yard passer	0-1

USF LARGEST CROWDS

1. 99,235	at Penn State	Sept. 3, 2005	L, 23-13
2. 90,612	at Florida	Sept. 12, 2010	L, 38-14
3. 88,496	at Florida	Sept. 17, 2022	L, 28-31
4. 83,524	at Florida State	Sept. 26, 2009	W, 17-7
5. 82,617	at Auburn	Sept. 8, 2007	W, 26-23 OT
6. 80,795	at Notre Dame	Sept. 3, 2011	W, 23-20
7. 78,900	at South Carolina	Sept. 18, 2004	L, 34-3
8. 78,111	at Wisconsin	Sept. 27, 2014	L, 27-10
9. 76,780	at Alabama	Aug. 30, 2003	L, 40-17
10. 74,432	at Oklahoma	Sept. 28, 2002	L, 31-14
11. 72,811	at Florida State	Sept. 12, 2015	L, 14-34
12. 70,401	at Michigan St.	Sept. 7, 2013	L, 21-6
13. 69,383	vs. Florida State	Sept. 29, 2012	L, 30-17
14. 67,012	vs. West Virginia	Sept. 28, 2007	W, 21-13
15. 66,469	vs. Miami	Nov. 28, 2009	L, 31-10

BOLD = HOME

OFFENSE NOTABLES

QB • #17 BYRUM BROWN • 6-3 • 209 • SO. - 7TH IN NCAA/LEADS AAC IN TOTAL OFFENSE (319)

★ 6TH IN QB RUSHING IN NCAA; 14TH NCAA/1ST AAC IN POINTS RESPONSIBLE FOR (16.9)

- Passed for 316 yards, giving him 3,197 total yards on the year, ranking seventh in USF Single season history. His 673 passing yards over the last two games rank him fifth in USF history for most yards in a two game span, also tied USF record with fourth time passing for 300+ yards in a single season.
- For the second straight week Brown posted a career-high in completions, going 31 of 39 (79%) for 357 yards (2nd most in career) with five passing TD, which tied the 21-year-old program record held by Marquel Blackwell at ECU (10.19.02). Ran for 100 yards, his fourth career 100-yard game and third on the season at Memphis (11.3).
- After being down 21-10 in the 4th qtr, Brown drove the Bulls 75 yards for a score, going four-for-four (54 yards) in the air and rushing for 12 yards and a score on the ground. On the next offensive drive, Brown drove 90 yards to score and take the lead, with four completions on six attempts for 42 yards (UConn 10.21).
- Posted 136 rushing yards on 16 carries at UAB (10.7). Accounted for 396 total yards and four touchdowns (2 passing, 2 rushing). Opened the scoring on the day with a 60-yard rushing TD, the fifth-longest rushing TD by a USF QB. Tied his first career reception when a pass was batted and he caught it and ran for 15 yards.
- At Navy (9.30), threw for three passing TD, no INT and 338 yards on 26 of 34 (76%) while leading five TD drives over 67 yards.
- Named AAC Offensive Player of the Week, Davey O'Brien Award "Great 8" and Manning Award "Star of the Week" on 9.25.
- vs. Rice (9.23) he posted the 2nd-highest passing yards (435) and total offense (517) totals in program history, finishing 22-of-29 (75%) with two passing TD and adding 82 yards rushing and a TD and catching a two-point conversion in a conference opening win.
- Has FOUR 100-yard rushing games on his career, including 160 at WKU this season, the third-best total for a USF QB behind only Quinton Flowers and BJ Daniels
- In the 2023 season opener at WKU, ran the ball 25 times for 160 yards (6.4 ypc) and two TD. Led offense to 540 yards, 374 on the ground.
- In first start at Tulsa in 2022 - completed first 21 passes - finished 21-25 (84%) for 240 and three TD and ran for 76 yards & one TD.
- One of three finalists for North Carolina's 2021 Mr. Football - passed for 3,703 yards, 43 TD & four INT. • Led Roanoke HS to '21 State Semifinals/ 2020 champ game.

SEASON TOTAL OFFENSE

RANK	NAME	YARDS	YEAR
1.	Quinton Flowers (Sr.)	4,342 (1,530r / 2,812p)	2016
2.	Quinton Flowers (Sr.)	3,989 (1,078r / 2,911p)	2017
3.	Matt Grothe (So.)	3,542 (872r / 2,670p)	2007
4.	Matt Grothe (Sr.)	3,502 (591r / 2,911p)	2008
5.	Quinton Flowers (So.)	3,287 (991r / 2,296p)	2015
6.	Matt Grothe (RFR.)	3,198 (622r / 2,576p)	2006
	Byrum Brown (Fr.)	3,197	2023
8.	B.J. Daniels (Sr.)	3,186 (601r / 2,585p)	2011
9.	Marquel Blackwell (Sr.)	3,123 (241r / 2,882p)	2001
10.	Blake Barnett (Sr.)	3,011 (301r / 2,710p)	2018

SEASONS WITH 700+ RUN & 2,200+ PASS

RANK	NAME	RUSH	PASS	YEAR
1.	Quinton Flowers (Sr.)	1,530	2,812	2016
2.	Quinton Flowers (Sr.)	1,078	2,911	2017
3.	Matt Grothe (So.)	872	2,670	2007
4.	Quinton Flowers (So.)	991	2,296	2015
	Byrum Brown (Fr.)	659	2,538	2023

GAME TOUCHDOWN PASSES

RANK	NAME	NO.	OPPONENT	DATE
1.	Byrum Brown (Fr.)	5	at Memphis	11/4/23
	Marquel Blackwell (Sr.)	5	at ECU	10/19/02

SEASON TOUCHDOWN PASSES

RANK	NAME	NO.	YEAR
1.	Quinton Flowers (Sr.)	25	2017
2.	Quinton Flowers (Sr.)	24	2016
3.	Quinton Flowers (So.)	22	2015
4.	Marquel Blackwell (Sr.)	20	2001
5.	Byrum Brown (Fr.)	18	2023
	Matt Grothe (Sr.)	18	2008
	Marquel Blackwell (Sr.)	18	2002
8.	Chad Barnhardt (Sr.)	17	1998

QB • #8 BRYCE ARCHIE • 6-3 • 212 • SO.

- Transfer from Coastal Carolina where he saw action in two games as a true-freshman.
- 2021 Region 2-6A Offensive Player of the Year, led team to Region title.
- Passed for 2,521 yards and 26 touchdowns while running for 470 and seven touchdowns in his senior year of HS.
- Received offers as a D1 pitcher after hitting 93 mph on the mound, also played basketball.

RB • #5 NAY'QUAN WRIGHT • 5-9 • 204 • GR. - 4TH AAC IN RUSH YARDS (690)

- Finished with 26 carries for a career-high 186 yards (team high on season) and a career-high two rushing TD (UConn 10.21). Second consecutive 100-yard rushing game and third of career. Tied his career-long with a 41-yard rush in the first quarter, and then broke his career high with a 47-yard run in the fourth quarter.
- Athlon preseason All-AAC fourth team.
- Ran for second-career 100-yard game with 15 carries for 106 yards, including a career long 41-yard run against FAU (10.14).
- Ran for a career-best 111 yards on 17 carries (6.5 ypc) in the USF season-opener at WKU (9.2).
- Transferred from Florida to USF in Spring of 2023 after earning his bachelor's degree at UF in the Fall of 2022.
- Played in four seasons and 33 games at Florida: 189 carries for 753 yards and 5 TD rushing, 35 receptions for 415 yards.

RB • #2 MICHEL DUKES • 5-10 • 194 • SR.

- Rushed for 30 yards and a TD at UAB (10.7), his second TD of the season, and second consecutive game with a rushing TD after an 11-yard rushing TD at Navy (9.30)
- Had a season long 39-yard reception for his only catch of game from a pass thrown by WR Sean Atkins during the home opener vs. FAMU (9.9).
- Ran 8 times for a career-best 64 yards (8.0 ypc) in the season-opener at WKU (9.2).
- Transferred to USF in 2022 after three seasons at Clemson: ran for 212 yards and two touchdowns in 19 games.

OFFENSIVE NOTES

NOTABLE NATIONAL RANKINGS

- Rushing - 26th (188); Total Offense - 18th (453); 1st Downs - 15th (237)
 - Byrum Brown - Total Offense - 7th (319.7)
- Points Responsible For/Game - 14th (16.6)
 QB Rushing - 6th (659)/10th overall in AAC
 ■ Sean Atkins - Receptions per game - 11th/2nd AAC (6.9)
 Receiving Yards per game - 28th/3rd (80.80)

TRACKER: 100+ YARD RUSHING GAMES BY QB

Byrum is the sixth USF quarterback to post a 100-yard rushing game.

Career 100-yard rushing games by QBs at USF:

QB	#	Best Performance
Quinton Flowers	16	210 yards at Memphis, 11/12/16
B.J. Daniels	8	141 yards vs Louisville, 11/21/09
Byrum Brown	4	160 yards at WKU, 9/2/23
Matt Grothe	3	146 yards at UConn, 10/27/07
Marquel Blackwell	2	132 yards at Baylor, 9/23/00
Gerry Bohanon	2	117 yards at Cincinnati, 10/8/22

RANKINGS: 150+ YARD RUSHING GAMES BY QB

Byrum became the second USF quarterback to post a 150-yard rushing game when he ran for 160 yards at WKU (2023). The only other USF QB to do so was Quinton Flowers (six times).

Career 150-yard rushing games by QBs at USF:

Rank and Name	Attempts	Yards	Game
1. Quinton Flowers	20	210	at Memphis, 11/12/16
2. Quinton Flowers	23	201	vs. SMU, 10/24/15
3. Quinton Flowers	13	176	vs. Navy, 10/28/16
4. Byrum Brown	25	160	at WKU, 9/2/23
5. Quinton Flowers	18	159	vs. Florida State, 9/24/16
6. Quinton Flowers	16	157	vs. UCONN, 10/15/16
7. Quinton Flowers	20	152	vs. UCF, 11/26/16

WHAT CAN BROWN DO FOR YOU?

QB Byrum Brown (Raleigh, N.C.) showed his talent and moxy in two strong starts in the final two games of 2022 and earned the starting job to begin 2023.

- Led USF to first road victory in 19 games (four seasons) passing for 338 yards, three TD and 76% percent at Navy (9.30) while completing passes to eight different receivers.
- Completed 75 percent of his passes vs. Rice (9.23) and totaled the second-most passing yards (435) and third-most total offense (517) in program history while accounting for 3 TD and a two-point conversion catch.
- Brown accounted for five totals TD (three passing, two rushing) in the home opener against FAMU, becoming the first USF player to do so since the 2020 season, (Jordan McCloud vs. UCF 1.2.2020).
- Starting the 2023 season opener, Brown ran for 160 yards on 25 carries to lead the USF offense to 540 total yards and 374 rushing yards at WKU (9.2.23). His 160 yards marked the fourth-best mark by a USF quarterback and the Bulls 374 rushing yards were the eighth-best in program history.
- Brown had a stellar debut in his first career start, a 48-42 loss at Tulsa (11.18.22). He led USF to a season-best 499 yards of offense and equaled a season high with 42 points in a loss that came down to the final seconds.

□ He completed his first 21 passes before his first interception came late in the 4th quarter, becoming the first FBS player to start a game with 21 consecutive completions since MTSU's Brent Stockwell completed 22 straight vs. Alabama A&M in 2016. He finished the game 21-of-25, his 84 percent completion percentage breaking the USF program game record of 82.8 percent (24-29) set by Quinton Flowers at Memphis in 2016.

□ He totaled 316 yards and four TD (three passing, one rushing) while not committing a turnover and posting a pass efficiency rating of 204.2. He led scoring drives of 68, 90, 47, 65, 79, 35 and 51 yards in a game with a 30 degree temperature at kickoff and without the team's leading receiver.

SIMMONS SETS USF & STATE OF FLORIDA FBS RECEIVING RECORD

- Junior WR Naiem Simmons posted a career best with 272 receiving yards in the 42-29 victory over Rice (9/23), breaking Tyre McCants' USF program record of 227 set at UCF in 2017. Simmons eight catches on eight targets tied his career mark previously set in FCS competition at Wagner. He had five of 42-plus yards on the game.
- Simmons receiving yards rank as the most-ever by a player from a state of Florida FBS program, breaking the 55-year-old record of 268 set by Florida State's Ron Sellers vs. Wake Forest in 1968.
- Simmons total ranks second in the history of American Athletic Conference behind CJ Johnson of ECU who posted 283 yards vs. Cincinnati

OFFENSE NOTABLES

WR • #38 SEAN ATKINS • 5-10 • 172 • GR. - 69 CATCHES/6.9 PG RANK NO. 11 NCAA/ NO. 2 IN AAC

★ 1 OF 10 BURLSWORTH TROPHY SEMIFINALISTS - MOST OUTSTANDING FORMER WALK-ON

- Has 7 or more catches in each of the last five games and 4 or more receptions & 42+ yards in every game on the year.
- Set a new USF season receptions record (69) with his eighth catch vs. Temple. Needs just 71 yards to equal the program record for season receiving yards (879)
- Career-best 169 yards on 9 catches in win vs. Temple (11.11). Recorded 9 receptions for 89 yards and a TD at Memphis (11.3)
- Recorded 8 receptions for 57 yards (UConn, 10.21). Registered 8 receptions (for 91 yards) at UAB (10.7).
- Recorded a career-high 116 yards and two TD on four catches at Navy (9.30). Longest catch was a 88-yard TD from QB Byrum Brown.
- Recorded season high 8 catches for 73 yards and a TD at home against Rice (9.23). Had second career two-point conversion pass completion to Byrum Brown. A former quarterback, wide receiver and safety in high school, he also has a 39-yard completion on the year vs. FAMU.
- He had 29 career catches in four seasons entering 2023. Saw action in 11 games and made two starts in 2022, third on the team with 19 catches for 238 yards.
- First career 100-yard game with a career-best nine catches for 115 yards and TD at Tulsa (11.18.22).
- Set Viera High School career records for receptions (139) and receiving yards (2,255).
- Has embraced the nickname "38 BABY" from teammates, who call him that after a 2016 hit song and album by YoungBoy.

WR • #12 JADEN ALEXIS • 6-0 • 186 • SO.

- Caught career-high four catches for second straight game vs. Temple (11.11). Caught four passes for 25 yards and his first career receiving TD at Memphis (11.3).
- Made a 40-yard catch at UAB (10.7), part of three catches for 51 yards in the game.
- A transfer wide receiver from Texas who returns to his home state of Florida with three seasons of eligibility remaining.
- Played in one game at Texas as knee injuries ended two seasons.
- Ran track and holds personal-bests of 10.75 seconds in the 100-meter dash and 22.27 seconds in the 200-meter dash.

WR • #1 KHAFRE BROWN • 6-0 • 195 • SR. - 12TH IN AAC IN RECEIVING TD (4)

- Caught an 8-yard TD pass at Memphis (11.4) & 32-yard TD vs. Temple (11.11)
- Made a highlight reel one-handed catch over the middle of the field for 59-yards against Rice (9.23)
- Caught a TD in second straight game, tallying three catches for 14 yards and one TD against FAMU (9.9).
- Recorded three catches for 95 yards and 1 TD (which went for 84 yards) in season opener at WKU (9.2).
- Came to USF in 2022 after two seasons at North Carolina: 18 games and making 16 receptions for 412 yards.
- Saw action in nine games in 2022, making four starts and caught four passes for 61 yards.

WR • #6 MICHAEL BROWN-STEPHENS • 6-0 • 186 • GR.

- Leading receiver for second straight week, against UConn (10.21), tallied a career-high nine receptions for a team-high 92 yards.
- Leading receiver against FAU (10.14) with four catches for 98 yards.
- Recorded three receptions for 27 yards and one TD at UAB (10.7), which was his second receiving TD of his career, and second consecutive game with a TD.
- Caught first career USF TD at Navy (9.30) on a redzone fade route (15 yards).
- Transfer wide receiver from Minnesota, started 21 games for the Gophers and made 45 receptions for 730 yards.
- Earned his bachelor of science degree in business and marketing education from Minnesota in spring of 2023.
- The nephew of artist John Legend, who attended the Bulls first home game of 2023 (vs. FAMU) for Michael's birthday.

WR • #7 NAIEM SIMMONS • 5-10 • 182 • JR. - 12TH IN AAC IN RECEIVING TD (4)

- Set the all-time USF single game receiving yard record with eight catches for 272 yards and one TD vs. Rice (9.23), the second most receiving yards in AAC history and the most ever by a state of Florida FBS college player, breaking a mark set in 1968.
- An all-NEC transfer from FCS Wagner University, made 72 receptions for 1,067 yards and seven TD in two seasons.
- Led Wagner with 50 catches for 796 yards (72.36 ypg) and six TD in 2022.
- Has never eaten red meat (beef or pork) in his entire life.

RB/WR • #3 KELLEY JOINER JR. • 5-9 • 184 • GR.

- Scored on a nine-yard run at Memphis (11.4), ran 7 times for 23 yards and caught a 21-yard pass in his first action in four games due to injury.
- Missed first six games of 2022 and played in just three due to a preseason foot injury.
- Second on team with 480 rushing yards and first with 6.2 ypc in 2021 and Led USF with 387 yards and 78 carries in 2020.
- In 2021: Posted back-to-back 100 yard games with 126 vs Temple (10/23) & 103 at ECU (10/28).
- Has four career 100-yard games; Caught 32 passes for 288 yards on his career.
- In fifth season at USF. Ran for 1,006 yards and 17 TD in 3 games in senior year at South Lake HS before breaking right leg.

TE • #87 GUNNAR GREENWALD • 6-4 • 240 • JR.

- Caught first career receiving TD vs. FAU (10.14).
- Saw action in eight games in 2022, making one start and catching four passes for 37 yards and was a strong edge blocker.
- A USF Athletics Honor Roll recipient and a surfer.

TE • #0 JAYSON LITTLEJOHN • 6-4 • 248 • SR.

- Caught first TD of season, catching three passes for 16 yards in home opener against FAMU (9.9).
- A junior college transfer (College of the Sequoias) who posted 43 receptions for 467 yards.
- Saw action in 10 games in 2022 and made two catches for 34 yards and two TD on the year.
- Posted his first catch at USF with a 17-yard TD grab vs. SMU (11/12/22).

TE • #18 WESTON WOLFF • 6-4 • 240 • JR.

- Big 17-yard first down catch on third and long on USF's final game winning drive at UConn (10.21)
- Season-high three receptions and 26 yards at home against Rice (9.23).
- A transfer tight end from Maryland who appeared in four games over two seasons for the Terps.
- Tallied 147 receptions for 1,822 yards and 16 TD at Venice High School (Fla.).

LT • #73 DONOVAN JENNINGS • 6-5 • 333 • GR.

- Played in 52 career games (2 short of the USF record) and team-most 42 career starts.
- Missed three games this season with an injury. • 2023 Athlon Preseason All-AAC Second Team.
- Saw action in four games in 2022, making four starts at tackle before an ankle injury at Louisville ended his season.
- In his sixth season at USF with a COVID year and redshirt season. Started four games as a freshman in 2018.

USF CAREER GAMES PLAYED

54	Dwayne Boyles, 2018-22
53	Brad Cecil, 2018-22
53	Demetris Harris, 2018-22
52	Donovan Jennings, 2018-23
52	Jerome Murphy, 2006-09

OFFENSIVE NOTES

PLAY FAST

- USF leads the FBS with 806 plays run through nine games, that is 44 more than the next closest team, UNC with 762.
- USF leads the AAC with 806 plays run through 8 games, that is 70 more than the next closest team, SMU with 736.
- 18th in the nation and 3rd in the AAC averaging 453.4 yards per game.

ATKINS MAKING 38 GREAT

A former walk-on wide receiver that entered the 2022 season with 11 career catches for 99 yards and no touchdowns, 5 ft. 10 in. Sean Atkins has stepped up for the Bulls in a big way.

- When he and other players earned the right to switch numbers Atkins said "It is the number they assigned me, I'm going to make it my own" and stayed with 38.
- Has embraced the nickname "38 BABY" from teammates, who call him that after a 2016 hit song and album by YoungBoy.
- Threw his first career pass attempt and completion on a hook-and-ladder that went for 39-yards and got the Bulls into the redzone against FAMU (9.9). Atkins had attempted one prior pass, [at UF 9.17.22] but it was on a two-point conversion attempt, thus not counted towards official passing stats. The pass was completed from Atkins to WR Xavier Weaver for a successful two-point conversion). The former QB completed another two-point conversion to Byrum Brown vs. Rice (9.23).
- Atkins has caught at least 4 passes in every game this year and ranks third in the AAC with 6.7 catches per game.
- Atkins posted career highs of nine catches for 115 yards with an 18-yard TD catch from Byrum Brown at Tulsa (11.18.22). His nine receptions tied for ninth on USF's game receptions chart and were the most by a USF player since Bryce Miller posted 11 vs. UCF in 2020.
- Atkins caught passes in seven games in 2022, including the last four straight, and totaled career-bests of 19 receptions for 238 yards and three touchdowns on the year, to rank third on the team in all three categories in 2022.

SEASON RECEPTIONS

RANK	NAME	RECEPTIONS	YEAR
1.	SEAN ATKINS	69	2023
2.	Rodney Adams (Sr.)	67 (822)	2016

SEASON RECEIVING YARDS

RANK	NAME	YARDS	YEAR
1.	Marquez Valdes-Scantling (Sr.)	879 (53)	2017
2.	Rodney Adams (Sr.)	822 (67)	2016
	Rodney Adams (Jr.)	822 (45)	2015
4.	SEAN ATKINS	808	2023

CAREER RECEPTIONS

RANK	NAME	...RECEPTIONS	YEAR
1.	Andre Davis	153 (2,136).....	2011-14
2.	Rodney Adams	135 (1,967).....	2014-16
3.	Hugh Smith	131 (1,523).....	1999-2002
4.	Tyre McCants	127 (1,856).....	2015-18
5.	Huey Whittaker	117 (1,447).....	2001-03
6.	Xavier Weaver	116 (1,735).....	2019-22
7.	Taurus Johnson	112 (1,434).....	2005-08
9.	Dontavia Bogan	107 (1,534).....	2007-10
	Jessie Hester	107 (1,226).....	2005, 07-09
10.	Carlton Mitchell	105 (1,648).....	2007-09
11.	Charlie Jackson	104 (1,373).....	1997-2000
	SEAN ATKINS	98	2023

CAREER RECEIVING YARDS

RANK	NAME	RECEPTIONS	YEAR
1.	Andre Davis	2,136 (153)	2011-14
2.	Rodney Adams	1,967 (135)	2014-16
3.	Tyre McCants	1,856 (127)	2015-18
4.	Xavier Weaver	1,735 (116)	2019-22
5.	Carlton Mitchell	1,648 (105)	2007-09
6.	Dontavia Bogan	1,534 (107)	2007-10
7.	Hugh Smith	1,523 (131)	1999-2002
8.	Huey Whittaker	1,447 (117)	2001-03
9.	Taurus Johnson	1,434 (112)	2005-08
10.	Charlie Jackson	1,373 (104)	1997-2000
11.	Mitchell Wilcox (TE)	1,326 (100)	2016-19
12.	DeAndrew Rubin	1,306 (91)	1999-2002
13.	Marquez Valdes-Scantling	1,294 (95)	2016-17
14.	Jessie Hester	1,226 (107)	2005, 2007-09
15.	SEAN ATKINS	1,140	2019-23

DEFENSE NOTABLES

LB • #8 DJ GORDON IV • 6-2 • 220 • SR.

- His 6.5 TFL are tied with Rashad Cheney for second best on team.
- Led the team with 10 total tackles (four solo) which were both season highs vs. FAU (10.14). His 38 tackles (16 solo) on the season and 6.5 TFL rank second on team.
- Led team with six tackles, 2.0 TFL and 1.5 sacks vs. Rice (9.23).
- Tied for team lead with five tackles in 2023 opener at WKU and led the team with 7 tackles vs. FAMU (9.9)
- Saw action in 11 games and made nine starts in 2022, his first at USF.
- Second on the team with 67 tackles (40 solo) and third with 6.5 tackles for loss in 2022.
- Native of Plant City (40 minutes from campus), - rode horses, hunted, fished and ate gator & possum.
- Transfer from Minnesota who saw action in 22 games for the Gophers - four in Big Ten as true freshman.

LB • #17 JHALYN SHULER • 6-3 • 220 • SR. - LEADING TACKLER (68/6.8 TPG - 12TH IN AAC)

- Recorded his second sack of the season in the third quarter for a loss of 10 yards. Finished with eight tackles (five solo) at UConn (10.21).
- Led USF with 10 tackles, 2.0 tackles for loss and a sack at UAB (10.7)
- Returned a fumbled PAT for a two point conversion at Navy (9.30) to go with 7 tackles.
- Set his career-best in tackles, posting 11 to lead the team vs. Alabama (9.16).
- Saw action in 10 games in 2022 and made eight tackles on the year.
- Posted 88 tackles, 11 tackles for a loss, one sack and two interceptions in two seasons at Coffeyville CC.
- Named first-team Class 2A All-State in 2019 and helped Abbeville HS to three Class 2A state championships.

LB • #19 JAMIE PETTWAY • 6-2 • 235 • SR.

- A transfer from FAU who posted 51 tackles for the Owls in 2022 after transferring from Missouri (played in nine games).
- Played for current Bulls defensive coordinator Todd Orlando at FAU.
- Posted a career-best 11 tackles vs. Western Kentucky at FAU in 2022.
- Was a four-star prospect by 247Sports, the No. 25 inside linebacker in the nation coming out of HS.

LB • #24 MAC HARRIS • 6-2 • 240 • JR.

- Has started the last three games - LEADS TEAM & TIED PROGRAM SEASON RECORD with three fumble recoveries (3rd in FBS) on the year
- TFL and fumble recovery vs. Temple (11.11)
- Season-high 7 tackles, 1 TFL, a forced fumble and a fumble recovery in win at UConn (10.21).
- Five tackles at Memphis (11.4); Fumble recovery vs. FAMU (9.9)
- Full name is MacArthur - named after World War II general Douglas MacArthur

CB • #2 BRAXTON CLARK • 6-4 • 204 • GR.

- Recorded his first interception with USF (second in career) and returned it 38 yards at UAB (10.7).
- Transfer from Nebraska where he played in 34 games over four seasons and posted 22 tackles and one INT.
- Played in six games at Nebraska in 2022, seeing action on both defense and special teams...posted five tackles
- A standout cornerback for Dr. Phillips High School in Orlando, which won the 2017 Florida Class 7A state title.

CB • #0 DAQUAN EVANS • 5-11 • 190 • GR. - LEADS TEAM IN TFL (11) & SACKS (3)

- Named AAC DEFENSIVE PLAYER OF THE WEEK and the BEDNARIK NATIONAL DEFENSIVE PLAYER OF THE WEEK. after posting career-bests with eight tackles, four tackles for loss (18 yards) and three sacks to go with a OB hurry and a PBU vs. Alabama (9.16).
- Tied for team lead with five tackles in 2023 opener at WKU
- Missed all our most of eight games in 2022 with a groin injury.
- Tied for fourth on team with 59 tackles in 2021, added 2.5 TFL and one FR. • Led team with eight tackles at BYU (2021).
- Led team with three INT in 2020, all in three straight games, with returns of 56-yards, 31 & 51 (TD) = 138, 2nd all-time in USF single-season history. • Had a 51-yard pick-six at Memphis in 2020. • Nickname is "Dae Dae".

CB • #9 AAMARIS BROWN-BUNKLEY • 5-10 • 195 • SR.

- Recorded two interceptions vs. Temple (11.11), joining Logan Berryhill as only other Bull with two INT game this year. Also recorded a career high five tackles.
- 2023 Athlon Preseason All-AAC Fourth Team; 2022 All-AAC Fourth Team by Phil Steele.
- 11 starts in 2022, led the team with two interceptions: at No. 24 Cincinnati and at No. 18 Florida.
- Tampa Bay native that played at Armwood HS; Transfer from Kansas State (13 games, 15 tackles and a recovered fumble).
- An All-State and All-Tampa Bay honoree helping lead team to 2018 state championship game.

S • #37 LOGAN BERRYHILL • 6-4 • 196 • GR.

- Talled a career high 10 tackles at UAB (10.7), and had nine by halftime eclipsing his previous career high of seven vs. Alabama (9.16).
- Recorded his first and second career interceptions in a 38-24 win against FAMU (9.9).
- Saw action in nine games in 2022, rotating between playing safety and wide receiver during the season and made three tackles.
- As a HS senior, totaled 33 receptions for 508 yards and seven TD, 2018 GHSA 1-7A All-Region first team.

S • #21 JAELEN STOKES • 6-1 • 190 • JR.

- Recorded seven tackles (six solo), a team-high 2.5 TFL, one interception (second of season) which he returned 30 yards, and his first career fumble recovery on the team's first defensive drive, (setting up a rushing TD on offense).
- Career high 10 total tackles (6 solo) at Navy (9.30) as he and LB Andrew Mata'afa led team.
- Recorded a career-best 8 tackles and a sack, his second straight game with a sack, against Alabama (9.16).
- Recorded his first career interception in the first quarter on a short throw over the middle, one play after sacking the FAMU quarterback and nearly causing a fumble that was later reversed on replay, (9.9).
- Tied for the team lead with five tackles in 2023 season opener at WKU (9.2).
- Saw action in five games in 2022, his first on the field, made seven tackles and added one sack on the year.

DEFENSIVE NOTES

DEFENSE REBOOT

New Defensive Coordinator Todd Orlando and Defensive Line Coach Kevin Patrick (a member of USF's first coaching staff now in his third stint at USF) will help lead a group looking to turnaround a USF defense ranked 130th nationally in scoring and 131st (last) in total defense last year giving up 41.17 ppg and 516 ypg. Orlando has 18 years of experience as a defensive coordinator and recently led successful defenses at Texas and Houston. Patrick was an All-American defensive lineman at Miami and led the Bulls out of the tunnel in the program's very first game, played at the old Tampa Stadium in 1997.

■ USF has not ranked above 71st in total defense or 75th in scoring defense since the 2017 season when the Bulls went 10-2 and ranked 37th in total (359.8 ypg) and 41st in scoring (23.5). The Bulls' average rank in the proceeding five years has been 104th in total defense and 107th in scoring defense.

QUOTABLE

"They have as exotic a pressure package as anybody we'll play, and they do a really good job of executing it."

University of Alabama Head Coach Nick Saban

■ **BULLS VS. TIDE:** USF's new defense turned in one of the top defensive performances in years in a 17-3 loss to No. 10 Alabama. For the second straight game, USF posted four or more sacks, logging five, the most since 2019, and Bama's 17 points were its fewest in a win since 2016 and fewest in a regular season non-conference game since 2007. The Tide had three at the half, the fewest since a 2021 game at Auburn. The Tide's 82.56 pass efficiency rating was its lowest since 2009 and USF forced UA to go 5-of-15 on third down and punt eight times. Alabama was 42-0 vs. regular season non-autonomy league opponents entering the game with an average margin of victory of 40 points and just two games decided by fewer than 24 points. The Tide scored at least 31 in all but one of the previous games. USF held the Tide to 310 yards, its lowest offensive production since posting 300 yards vs. Mississippi State on Oct. 22 of last year.

DEFENSE REBUILD

USF's new defense under coordinator Todd Orlando featured six new starters and six transfers in its debut at WKU.

■ It forced six three-and-outs on 14 WKU possessions, including three in a row late in the second half as USF rallied.

■ Against FAMU the Bulls grabbed five turnovers, the most since 2019, including three interceptions, the most since 2020, and added 12.0 tackles for loss, the most since 2019.

■ vs. Alabama posted 5 sacks, the most since 2019.

■ Held Rice to 1 rushing yard while posting four sacks and 11 tackles for loss.

■ at Navy USF forced the Middies to go 4-of-16 on 3rd and 4th downs, allowed just 11 first downs and just three drives over 40 yards and returned a fumble for a TD for the first time since 2018.

■ HAVEN'T SEEN THAT IN A WHILE:

Fumble return for a TD at Navy, first since 2018

Returned PAT attempt for 2 pts at Navy, first ever

1 yd rushing allowed vs. Rice, least since 2017

5 sacks vs. Alabama, most since 2019

5 turnovers forced vs. FAMU, most since 2019

3 INT vs. FAMU, most since 2020

DEFENSE NOTABLES

DE • #11 D.J. HARRIS • 6-2 • 240 • JR.

- Posted career high five total tackles vs. Temple (11.11).
- Recovered fumble on muffed punt against Alabama (9.16). • Also recovered a fumble vs. FAMU (9.9)
- Transferred to USF from Texas in the Spring of 2023 and played in three games at Texas as a linebacker.
- A two-time all-state and all-district honoree at New Caney HS (Texas).

DE • #5 TRAMEL LOGAN • 6-4 • 247 • SR. - HAS INT (22) & FUMBLE (70) RETURN FOR TD ON YEAR

- Against Temple (11.11) intercepted first career pass and returned it 22 yards for a touchdown (second defensive TD of season) and USF's first pick-six since 2021.
- Earned AAC Defensive Player of the Week (10.2) after posting four tackles and returning a fumble 70 yards for a touchdown at Navy.
- Played in 12 games and made nine starts in 2022, leading Bulls defensive linemen with 37 tackles and added 5.5 TFL.
- Has played in 33 games for the Bulls, including nine as a true-freshman in 2020.
- At Booker T. Washington High School in Miami, helped his team go 13-2 and win the Class 4A state championship.

DE • #4 JONATHAN ROSS • 6-3 • 246 • SR.

- Led the team with six tackles at Memphis (11.4)
- Logged five tackles, 1.5 TFL and one sack vs. Rice (9.23)
- Posted a career-best five total tackles, 2.5 tackles for a loss, and one sack (tied career high) against FAMU (9.9).
- Played two seasons at Bowie State (2020-21), posted 125 tackles, 40.5 tackles for loss and 15 sacks in his career there.
- Attended St. Charles High School in Maryland and earned All-Conference First Team.

DT • #90 RASHAD CHENEY • 6-2 • 285 • SR. - LEADS USF DEFENSIVE LINEMAN WITH 33 TACKLES

- Tied for second on the Bulls with 6.5 TFL on season after one TFL vs. Temple (11.11).
- Tallied season high 2.5 TFL for 6 yards at UAB (10.7).
- Transferred to USF in the spring semester of 2022 after three seasons at Minnesota.
- Started six games in 2022 before an ankle injury suffered in the Cincinnati (10/8) game ended his season.
- As a senior in HS, led Cedar Grove High School (Ga.) to a 14-1 record and a state championship.

DT • #13 DOUG BLUE-ELI • 6-2 • 320 • JR.

- Transfer from TCU after earning NJCAA All-America honors playing one season at Monroe CC.
- Played in four games in 2022 as TCU won the Big 12 and earned a berth in the College Football Playoff.

DT • #6 IMMANUEL HICKMAN • 6-3 • 296 • SR.

- Transfer from ECU, where he spent four seasons and saw action in 31 games with 16 career starts.
- Had 24 tackles for ECU last year and led ECU with eight TFL and four sacks in 2021 as a defensive end.
- Put on more than 50 pounds at USF to move from a DE to a DT.
- Father is a preacher.
- Father is a preacher.

S • #1 MATTHEW HILL • 6-1 • 192 • GR.

- Blocked a punt at Memphis, setting up a touchdown. It was the first blocked punt for USF since 2012.
- Began returning kickoffs midseason. Has a 56-yard long and team-best 22.9 yard average.
- Played in 11 games (seven starts) in 2022, 30 tackles on year; finished sixth with 50 tackles in 2021.
- Led team with 11 tackles at SMU (10.2.21); Had an INT and 27-yard return at NC State (2021) in his first game as a safety.
- Transferred to USF from Auburn, where he was a wide receiver and recorded eight receptions as a sophomore (2019) before converting to safety in 2020.

TEAM SEASON RECORD WATCH

Most total offensive plays

1,001	2017 (12 games)
991	2007 (13 games)
948	2018 (13 games)
928	2016 (13 games)
925	2008 (13 games)
806	2023 (10 games)

Most first downs

309	2017 (12 games)
300	2016 (13 games)
292	2011 (12 games)
291	2008 (13 games)
284	2018 (13 games)
237	2023 (10 games)

Most passing yards

3,173	2018 (13 games)
3,115	2008 (13 games)
3,005	2001 (11 games)
2,987	2017 (12 games)
2,978	2007 (13 games)
2,646	2023 (10 games)

Most total offensive yards

6,650	2016 (13 games)
6,156	2017 (12 games)
5,741	2015 (13 games)
5,690	2018 (13 games)
5,383	2007 (13 games)
4,534	2023 (10 games)

Most 4th down attempts

39	2023 (10 games)
31	2022 (12 games)
30	2021 (12 games)
24*	2020 (9 games)*
23	2006 (13 games)
23	2005 (12 games)
21	2001 (11 games)

Most yards per game

513.0	2017 (6,156/12 gms)
511.5	2016 (6,650 / 13 gms)
453.4	2023 (10 games)
441.6	2015 (5,741/ 13 gms)
437.7	2018 (5,690/ 13 gms)
431.2	2011 (5,174 / 12 gms)

Most 4th down conversions

17	2023 (10 games)
17	2016 (13 games)
16	2021 (12 games)
14	2022 (12 games)
13	2006 (13 games)
12	2018 (13 games)

DEFENSIVE NOTES

NOTABLE NATIONAL RANKINGS

- Tackles for Loss - 11th (7.5)
- Mac Harris - Fumbles recovered - 3rd (3)

TURNING OVER A NEW LEAF

- USF's defense collected five turnovers in their home opening win against FAMU (9.9). It marked USF's most turnovers forced in a game since getting 8 vs. SC State on 9/14/19.
- The secondary duo of DB Jaelen Stokes and S Logan Berryhill forced three interceptions (Berryhill 2 ; Stokes 1). The Bulls three interceptions in the game were their most since getting three vs. Cincinnati on 10/3/20
- Tramel Logan returned a fumble 70 yards for a TD at Navy (9.30) and returned an interception 22 yards for a TD vs. Temple (11.11).
- The Bulls garnered four turnovers in a 27-23 win over Temple (3 INT, 1 fumble), with Aamaris Brown getting two interceptions. Mac Harris got his third fumble recovery of the season which ranks third nationally.

CREATING PRESSURE

- USF has totaled 75 tackles for loss by 26 different players and 19 sacks by 12 different players to rank No. 11 nationally/ No. 3 AAC in TFL.
- USF totaled 62 TFL and 14 sacks LAST YEAR to rank 89th and 129, respectively, in the FBS. In fact, the Bulls TFL/sack totals the last three seasons were the lowest in the history of the program. 2022: 62/14; 2021 42/9; 2020: 42/7
- By Game 4 of 2023, USF had surpassed its sack totals from 2020 & 2021 and in Game 5 equaled its 2022 season total of 14.
- No team season sack leader has posted more than five since Bruce Hector (7) in 2017. The Bulls have three players with 2 or more through 4 games.
- USF logged 4.0 sacks and 12.0 tackles for loss while allowing FAMU just 19 yards rushing in the home-opening win (9.9). It was the Bulls most sacks since posting 4 vs. Tulane in 2022 and most tackles for loss since posting 13.0 vs. BYU on 10/12/2019.
- The Bulls posted 5.0 sacks and 8.0 tackles for loss while holding Alabama to 310 yards, its fewest since playing at Mississippi in 2022.
- USF posted its second double-digit TFL game of 2023 vs. Rice, posting 11 TFL and 4.0 sacks.

MAY DAE, MAY DAE: BULL INCOMING

- Graduate safety Daquan Evans (who goes by Dae Dae) garnered honors for his outstanding effort in a 17-3 loss to No. 10 Alabama (9.16). He was named the American Athletic Conference Defensive Player of the Week, becoming the first Bull to earn a Defensive Player of the Week honor since all-time leading tackler Auggie Sanchez in 201, and the Bednarik National Defensive Player of the Week.
- Evans tormented Alabama quarterbacks all day in the Bulls' battle vs. a top 10-ranked foe that saw USF lead 17or most of the first half and go into the final minute in a one-score game. The 5-11, 190-pound veteran posted career-bests with eight tackles, four tackles for loss and three sacks and added a pass break-up and quarterback hurry.
- Evans performance vaulted him into the national lead in tackles for loss on the season.
- Entering Week 12, Evans leads the Bulls with 11 on the year.

USF TOP TACKLE FOR LOSS/SACK TOTALS

YEAR	TFL	Year	Sacks
2002	148	2002	45
2003	119	2001	40
2001	118	2011	39
2007	113	2006	37
2004	105	2005	37
2017	101	2017	36
2000*	101	2015	34

* FBS transition season

2023 USF TOTALS: TFL: 75 Sacks: 19

The Bulls are on pace for one of the top tackle for loss seasons all-time in program history.

- This after posting the three lowest season TFL and sack totals in program history in the three previous seasons (2020-22) in which USF averaged 49 TFL and 10 sacks a season over that span.

SPECIAL TEAMS NOTABLES

NOTABLE NATIONAL RANKINGS

■ --):

P • #36 ANDREW STOKES • 6-5 • 232 • RSJR - 6TH IN AAC IN PUNTING (42.0)

- Registered a season-long punt of 62-yards vs. FAU (10.14) and had three of five punts on the day landed inside the 20-yard line, tying career high.
- Averaged 48.3 yards on six punts at WKU (9.2.), a **career best** that included three inside the 20 and two 50+ yard punts.
- Saw action in six games in 2022 as he split action at punter in part due to injuries during the season and punted 16 times for 661 yards and a team-best 41.3 yards per punt average.
- 39.0 overage on 56 punts in 2021.
- A 29-year old from Perth, Australia.
- Punted in the first ever football game he saw in person in the Bulls 2021 season-opener at NC State and averaged 45.1 ypp on eight attempts with a 66-yard long.
- Comes from ProKick in Australia, the same program that sent punter Trent Schneider to USF. Schneider graduated last year holding nearly every USF punting record.
- Played Australian rules football for seven seasons, playing for the Railways in the Great Northern Football League before getting picked up by East Fremantle of the WA Football League.
- Moved across the Australian continent from Perth in the west to Melbourne to train for a year at ProKick with former Indiana punter Tyson Beattie (2003-06).
- A warehouse worker prior to pursuing his punting career.

K • #39 JOHN CANNON • 5-9 • 176 • RSSO

- In his career, eight of 13 on FG attempts with a long of 45-yards, and has made all 37 PAT attempted.
- Hit FIVE times from 40+ yards on the year: 45, 44, 44, 41, 40
- A preferred walk-on who signed with the Bulls in February of 2021, was rated a four-star recruit by Chris Sailer Kicking.
- First-team Class 2A all-state selection, made 12-of-13 field goals his senior year at Tru Prep and prior to that, made 16 of 20 field goal attempts and 137 of 149 PAT in his career at University HS, scoring 176 points.

K • #41 BRENDAN FARRELL • 6-0 • 215 • RSJR

- Handled kickoff duties in the 2023 season thus far.
- Transferred to USF from Virginia in the Spring of 2023, played in 19 games for the Cavaliers and went 15-of-21 on field goals and led UVA in scoring in 2021 with 67 points (11-of-13 on field goals).
- In 2022 at UVA, saw action in 10 games...went four-of-eight on field goals with a 42-yard long.
- Two-time Dekalb County Kicker of the Year (2017 and 2018), was an all-state kicker by the Atlanta Journal Constitution and the Georgia Athletics Association, set school records with 65 kickoff for touchbacks on 70 attempts and went 11-of-17 on field goals as senior, a long of 49 yards.

The Fowler Ave Collective — is the third-party organization that supports USF student-athletes through name, image and likeness (NIL) initiatives.

■ The collective has hired a pair of familiar names — development director Larry Antonucci, a former longtime USF assistant athletic director, and fan engagement director Will Turner, a well-connected and respected reporter.

■ Corey Staniscia, the collective's co-founder and chairman, announced a financial advisory committee that includes former USF football players Jay Mize and Andrew Ketchel, along with prominent boosters Suzanne Ward, David Goldstein and Marc Ostroff. The committee will help the collective with financial oversight and goal-setting.

■ By 2024, the collective has set a goal of reaching 1,000 members who pay monthly dues or pledges, and reaching a total annual contribution of \$3.5-million.



USF ATHLETICS EXTENDS PROGRAM RECORD TO 17 STRAIGHT SEMESTERS WITH A DEPARTMENT TERM GPA OVER 3.0

University of South Florida student-athletes extended USF Athletics' record streak of department grade-point averages over 3.0 to 17 consecutive semesters and more than eight years (since the spring of 2015) after the recently completed 2023 spring term.

■ 2023 Spring Academic Success USF saw 263 student-athletes earn Athletics Honor Roll recognition following the spring semester and 15 of 17 programs post a semester GPA over 3.0, as USF Athletics' overall GPA for nearly 500 student-athletes for the spring term checked in at 3.13.

■ USF also saw 15 of 17 programs maintain a cumulative GPA of 3.0 or better and the cumulative GPA for Athletics held firm at 3.18.

■ Over 67 percent of USF student-athletes earned a 3.0 cumulative GPA or higher following the 2023 spring term, while 148 had over a 3.5 and 11 maintained a 4.0.

SEASON HONORS

BURLSWORTH TROPHY

SEMIFINALIST: WR Sean Atkins

PRESEASON AII-AAC HONORS

Donovan Jennings (LT): Athlon: 2nd Team

Nay'Quan Wright (RB): Athlon: 4th Team

Jason Vaughn (DE): Athlon: 4th Team

Aamaris Brown (CB): Athlon: 4th Team

EAST-WEST SHRINE GAME 1,000

Gerry Bohanon & Donovan Jennings

AAC PLAYERS OF THE WEEK

Week 3 : DEF: Daquan Evans, 8 tckl, 4 TFL, 3 sacks vs. Alabama

Week 4 : OFF: Byrum Brown, 517 total yard, 435 passing, 3 TD

Week 5 : DEF: Tramel Logan, 4 tackles, 70-yard FR for TD at Navy

AAC HONOR ROLL

Week 2: Byrum Brown, 5 TD responsible for vs. FAMU

Week 4: Naiem Simmons, 272 receiving yards & 1 TD, vs. Rice

Week 5: Byrum Brown, 383 passing yards & 3TD at Navy

Week 8: Nay'Quan Wright, 186 yards & 2 TD at UConn

Week10: Byrum Brown, 357 pass yards & 5 TD, 100 rush yards, 457 total yards

Week11: Byrum Brown, 316 Pass yards & 1 TD pass, 1 TD rush

NATIONAL HONORS

Week 3: Daquan Evans: Bednarik National Def. Player of Week

Week 4: Byrum Brown: O'Brien Great 8, Manning Stars of Week

GAME CAPTAINS

Week 1 (WKU): B. Brown, G. Greenwald, M. Lofton, R. Cheney,

Week 2 (FAMU): B. Brown, T. Logan, J. Stokes, A. Stokes

Week 3 (ALA): S. Atkins, M. Lofton, D. Evans, C. Townsel

Week 4 (Rice): S. Atkins, Y. Young, D. Evans, R. Cheney

Week 5 (Navy): S. Atkins, M. Lofton, J. Ross, J. Curry

Week 6 (UAB): B. Brown, S. Atkins, M. Hill, T. Logan

Week 7 (FAU): B. Brown, S. Atkins, T. Logan, R. Cheney, B. Bernard

Week 8 (UConn): N. Wright, C. Helms, T. Logan, M. Lofton

Week 9 (Memphis): M. Lofton, N. Wright, J. Ross, D. Evans

Week 10 (Temple): B. Brown, Atkins, Cheney, Simpson

Week 11 (UTSA): --

Week 12 (Char): --

BULLS HOST VICTORY DAY

The USF coaches and players hosted "Victory Day" at the team's new Indoor Performance Facility at the completion of the 2023 fall camp on Sun, Aug. 20. The Bulls welcomed 40 Special Olympics athletes for football events with the team.

- Each participating athlete ran a play and scored a touchdown with the team.
- Six football stations with players consisting of uniform try ons, and drills.
- The entire USF Football team was present for the two-hour event that also featured USF band, cheerleaders & Rocky cheering for athletes as they participated and scored TD's.
- First year for the event brought to USF by Head Coach Alex Golesh, who previously participated in a similar event during his time at Iowa State.





CHAMPA BAY!

The Bay area has staked a claim as the epicenter of championship sports teams in recent years. Home to four professional sports organizations, including the MLB Rays, NHL Lightning, NFL Buccaneers and USL Rowdies. All have had outstanding championship seasons in the last three years, making celebratory boat parades on the Hillsborough River in downtown Tampa a common occurrence..

■ Since 2020, the Bay Area has claimed a **Super Bowl Champion**, two **Stanley Cups**, an **American League Pennant** and a **USL Conference Championship**.

■ The **Tampa Bay Lightning** repeated as Stanley Cup champions in 2021, downing the Montreal Canadiens (4-1) in the Stanley Cup Finals. The Lightning also won the Cup in 2020 and back in 2004. They reached the Stanley Cup finals in three straight years: 2020, 2021 and 2022.

■ The **Tampa Bay Buccaneers** acquired sure Hall of Fame players Tom Brady and Rob Gronkowski prior to the 2020 season and went on to down the Kansas City Chiefs (31-9) to win Super Bowl 55 in Raymond James Stadium. The Buccaneers became the first team in NFL history to play in and win a Super Bowl that was held at its home stadium. The Bucs also won a Super Bowl in 2002.

■ The **Tampa Bay Rays** posted 100 wins and had the best record in the American League. They won pennant and reached the 2020 World Series, falling to the Los Angeles Dodgers in six games. The Rays also reached the 2008 World Series. The Rays established ace is former USF pitcher Shane McClellan.

■ The **Tampa Bay Rowdies** soccer team won its conference and reached the USL Championship final in 2020 and again in 2021.




USF FOOTBALL'S HECTOR AND SAILS PLAY FOR INAUGURAL XFL CHAMPIONSHIP

Former South Florida football program standouts and Tampa natives Bruce Hecator (2013-17) and KJ Sails (2019-20) squared off on opposite sides of the ball in the inaugural XFL Championship game at the Alamo Dome in San Antonio, Texas. The game that pit the Arlington Renegades vs. DC Defenders with Hector's Renegades raising the Championship Trophy.



THE USF FOOTBALL PROGRAM

- The Bulls have had six head coaches in 27 seasons.
- USF was ranked for a program record 20 straight weeks (2016-2017) has spent 48 weeks in the Top 25.
- The Bulls reached as highly as the No. 2 ranking in 2007, becoming the fastest program to go from inception to a top 10 ranking in FBS history.
- USF has played in 10 bowl games and won six.
- USF has claimed victories in Tampa over Louisville, West Virginia, Georgia Tech, Pittsburgh, Kansas and North Carolina among others.
- USF has claimed road or neutral site wins over Florida State, Auburn, Clemson, Notre Dame, Miami, Louisville, NC State, West Virginia and TCU among others.
- USF has had 31 first-team All-Conference selections, including 1 Offensive Player of the Year, 1 Defensive Player of the Year, 2 Special Teams Players of the Year and 1 Rookie of the Year.
- USF has had six players selected a first-team All-American a total of seven times.
- 15 USF players have been part of 20 Super Bowl teams, 11 part of a Super Bowl Champion, including in 2022 as Bay area products Austin Reiter (Chiefs) and Marquez Valdes-Scantling (Chiefs) won Super Bowl LVII.
- Two former Bulls (Jason Pierre-Paul and Mike Jenkins) have reached the NFL Pro Bowl.



RAYMOND JAMES STADIUM: HOME OF BULLS, BUCS & SUPER BOWLS

TOP USF SEASON AVERAGE ATTENDANCE				
RANK	AVERAGE	YEAR	GAMES	ATTENDANCE
1.	53,170	2007	6	319,019
2.	52,553	2009	6	315,319

TOP USF GAME CROWDS					
RANK	ATTENDANCE	OPPONENT	DATE	WINNER	SCORE
1.	69,383	Florida St.	9/29/2012	FSU	L, 30-17
2.	67,012	West Virginia	9/28/2007	USF	W, 21-13
3.	66,469	Miami	11/28/2009	UM	L, 31-10
4.	65,948	UCF	10/13/2007	USF	W, 64-12
5.	63,976	Cincinnati	10/15/2009	UC	L, 34-17


- USF is one of the few college programs that play in an NFL stadium, opened on Sept. 20, 1998.
- Raymond James Stadium is home to the NFL's Tampa Bay Buccaneers and has hosted three Super Bowls: Super Bowl XXXV in 2001 (Ravens and Giants) and Super Bowl XLIII in 2009 (Steelers and Cardinals) and Super Bowl LV in 2021 (Chiefs and Buccaneers). The stadium also hosted the 2017 CFP National Championship Game won by Clemson over Alabama.






WELCOME TO THE SUNCOAST NOTING TAMPA & THE BAY AREA

- The greater Tampa Bay area has a population of more than 4 million and is one of the fastest growing areas in the country. It is the **13th largest TV market** in the United States with 2.03 million TV households.
- Tampa ranks as fifth-most popular American city according to a Pew Research Center study.
- Tampa ranked as the 5th best outdoor city by Forbes. The area's average highs range 70 to 90 °F year round, and lows 52 to 76 °F.
- Nicknames: Cigar City & The Big Guava
- Tampa is near 18 beaches. In 2020, Trip Advisor rated Siesta Key the No. 1 Beach in America followed closely by St. Petersburg Beach (No. 2) and Clearwater Beach (No. 5).


INDOOR PERFORMANCE FACILITY



FOOTBALL LOCKER ROOM



WEIGHT ROOM



ON-CAMPUS STADIUM
BOARD OF GOVERNORS APPROVED

"We cannot thank Tampa General Hospital enough for their generous support. This **\$25 million gift** is the largest-ever gift to South Florida Athletics and will help us build a world-class training facility for our athletes as part of our on-campus stadium project.

In addition, this unique partnership will provide our athletes and the Tampa Bay community with unparalleled behavioral health and wellness services in this state-of-the-art facility. We are grateful to TGH for believing in our vision for the future of South Florida Athletics and for playing an instrumental role in helping us build what will be one of the finest athletics districts in all of college sports."

MICHAEL KELLY
VICE PRESIDENT FOR ATHLETICS

in 2019.

KELLY UNVEILS VISION FOR ATHLETIC DISTRICT EXPANSION

Vice President of Athletics Michael Kelly announced the university's vision and commitment to continuing to provide an unparalleled student-athlete and unique fan experiences outlined in a Facilities Master Plan that includes additions and enhancements of facilities for all varsity athletic sports programs.

The vision for the future development of the USF Athletics district includes facility investments that have already been achieved in the last year, conceptual plans for many facilities currently in development, and highlights future initiatives in the beginning planning stages that will continue to evolve.

■ Many facility enhancements that are part of the plan have already been achieved in the last year or are nearing completion within the next year. These include a \$22-million Indoor Performance Facility opened in spring of 2023; a \$3-million football locker room and office renovation completed in summer 2022, a \$2-million television broadcast facility completed in 2020, a \$1-million resurfacing of the running surface at the USF Track & Field Stadium, installation of new hydrotherapy pools in the Lee Roy Selmon Center, and \$1.2-million in enhancements to The Corral for USF volleyball that include a new Taraflex floor, bleachers, nutrition bar, videoboard and roof, new field turf installed at the USF Baseball Stadium and overhaul of the USF golf practice facility.

■ New facility additions included in the plan include the addition of a \$340-million, 35,000-seat on-campus football and lacrosse stadium by the 2026 season, a baseball and softball clubhouse, a new tennis facility, and USF Track & Field Stadium additions of a new press box and video board. Plans for the recently announced Beach Volleyball program include building a new facility adjacent to the Yuengling Center and providing renovated coaches' offices and a locker room. Women's lacrosse will utilize a new locker room and coaches' offices in the Lee Roy Selmon Center and will begin play in Corbett Stadium before moving into the on-campus stadium. All athletics facilities are also undergoing a repainting to update the USF brand, with track and soccer facilities completed as of September 2023.

■ Current facilities also slated for enhancement include the Lee Roy Selmon Athletics Center – which will include a complete renovation of the entrance lobby – and Corbett Soccer Stadium.

USF FOOTBALL FACILITY IMPROVEMENTS

LOCKER ROOM & STAFF OFFICES

Entering the 2021 season, USF completed a \$3.3 million upgrade to its current football facilities, including:

- A completely renovated locker room featuring: 120 lockers, state of the art digital lighting and surround sound system, a team lounge with two 86" big screen TVs, video game console, pool table, ping-pong table and furnishings, a nutrition fueling station, new LED graphics and 55" monitors throughout.
- New entry ways, graphics and carpeting throughout the operations area.
- New team room graphics and chairs.
- Renovated coaches offices and staff rooms with new furniture, graphics and carpeting.

INDOOR PERFORMANCE FACILITY

USF completed an 88,000-square foot indoor facility at a cost of approximately \$22 million in 2022. It features a 100-yard turf field, climate control, sound system, branded lobby and observation deck. The Bulls began practicing in the facility on Nov. 9, 2022.

ON CAMPUS STADIUM/FOOTBALL CENTER

The USF Board of Trustees has approved \$340 million to build on on-

campus stadium – which will also house a football operations and women's lacrosse operations center – that will serve as a new home for USF football with coaches offices, meeting spaces, weight room, locker room, training and equipment areas and player lounge among the amenities. The stadium, which is slated for a capacity of 35,000, is targeted for completion in 2026.

WHIRLPOOL COLD TUBS

USF renovated its whirlpool and cold tub room with three new high tech pools for rehabilitation and a rebrand of the room in the spring of 2023.

WEIGHT ROOM

In this summer of 2023, USF unveiled a complete overhaul of the weight room in the Lee Roy Selmon Center at a cost of just under \$1 million. The project included all new Sorenex weight racks and equipment, branded weights and lift pads, LED lights and a large screen TV and a complete rebrand of the weight room and nutrition bar.

AMERICA'S FASTEST RISING UNIVERSITY

In June, the University of South Florida accepted an invitation to join the Association of American Universities (AAU) becoming the first public university in Florida to be invited to join the AAU in nearly 40 years and is now one of only two institutions from the State University System of Florida to serve as an AAU member (joining Florida and fellow 2023 invitee Miami). USF is one of the youngest institutions to be welcomed into the AAU. Of the association's now 71 members (which include the likes of Harvard, Yale, MIT, Stanford, Princeton, Florida, UCLA, Ohio State and Michigan), USF is the fifth youngest and one of only six AAU universities to be founded after 1950.

■ USF is currently ranked in its highest position ever by U.S. News & World Report at No. 42 among all public universities. Over the past decade USF has jumped 52 spots and continues to have its sights set on becoming a top 25 public university in America.

■ UNIVERSITY FACTS: \$889 million endowment; \$2.34 billion budget; Academic Staff: 14,980; Students: 49,766; Three Campuses: Tampa, St. Petersburg, Sarasota-Manatee = 1,646 acres; Age: 66 years old (1956)



Ranked #42 among Public Institutions & #97 among Public & Private Universities in U.S. News & World Report (2023)

TAMPA CAMPUS

253	10,223,998	1,562
Buildings	Total Sq. Ft.	Acres

ST. PETERSBURG CAMPUS

31	1,497,042	52
Buildings	Total Sq. Ft.	Acres

SARASOTA-MANATEE CAMPUS

10	157,771	32
Buildings	Total Sq. Ft.	Acres

25

USF TOP 50

The University of South Florida is classified as Doctoral Universities: Very High Research Activity by the Carnegie Classification of Institutions of Higher Education.

#18

among U.S. public universities for Social Mobility
U.S. News and World Report (2022)

#22

among employers for women
Forbes' America's Top Colleges 2022

#21

out of 100 public and private employers across a wide array of industries and

#2

among higher education institutions
Forbes America's Best Employers by State

#48

for public institutions and jumping **307 SPOTS**

for institutions overall since 2015
Forbes America's Top Colleges 2022

#30

among public U.S. institutions in the World University Ranking
Times Higher Education (THE), 2022

#34

among public U.S. institutions
Academic Ranking of World Universities (ARWU), 2022

#5

among U.S. universities for its sustainable development
Times Higher Education (THE), 2022

TOP 50

among all public institutions
Forbes' America's Top Colleges 2022

UNIVERSITY *research and finances*

USF reached **\$405 MILLION IN TOTAL RESEARCH EXPENDITURES** in fiscal year 2020/21

National Science Foundation HERD Survey

11th IN THE NATION among public universities and **25rd WORLDWIDE**

among all universities for granted U.S. patents
Intellectual Property Owners Association (IPO), 2022

TOP 15

among public universities for U.S. patents granted for the 10th consecutive year



QUOTABLE

"There is incredible commitment and alignment from our university leadership to bringing a high-quality stadium to our campus. The approval by the Board of Trustees should instill great confidence from the USF community that we are going to build a 'home' that we can call our own, will attract the best and brightest and will continue the tremendous elevation of our athletics programs and entire university,"

– **USF Vice President of Athletics Michael Kelly**

"The University of South Florida is investing in our athletics programs in ways we never have before. The construction of an on-campus stadium is a complex endeavor that requires significant financial resources and thorough planning. We are very excited about the progress we are making on this long-awaited project, and we are grateful to our Bulls fans and the surrounding Tampa Bay community for their continued enthusiasm and support,"

– **USF President Rhea Law**



USF JOINS ELITE AAU

Joining the AAU is a tremendous milestone as it formalizes USF's position as a leading research university. Founded in 1956, the university has rapidly evolved into a global powerhouse that transforms lives through education, research and innovation. USF, with campuses in Tampa, St. Petersburg and Sarasota-Manatee, is the first public university in Florida to be invited to join the AAU in nearly 40 years and is now one of only two institutions from the State University System of Florida to serve as an AAU member, joining the University of Florida.

■ USF is one of the youngest institutions to be welcomed into the AAU, a reflection of the university's fast rise. It joins the ranks of prestigious universities, such as Harvard, Yale, MIT, Stanford, Princeton, Florida, UCLA, Ohio State and Michigan. Of the association's now 71 members, USF is the fifth youngest and one of only six AAU universities to be founded after 1950.

TALKING ATTENDANCE

■ **65,138 SEE BULLS PLAY BAMA IN RAY JAY:** The Raymond James Stadium attendance of 65,138 (which included more than 10,000 students) on Sept. 16 to see USF take on No. 10 Alabama ranks as the fifth-largest in USF history and the largest since a record crowd of 69,383 watched USF take on No. 4 Florida State in 2012.

■ It was the 15th home game over 50K and 22nd over 45K.

■ USF currently ranks 40th in the nation in average home attendance at 50,817.

■ **LAST 5 YEARS:** According to a study by College Football News, USF ranks 65th over the last five seasons (2018-22) in home attendance averaging 27,729 fans per game despite going 15-43 over that span. The Bulls ranked ahead of teams such as: Memphis, Boise State, Oregon State, Kansas, Wake Forest, Houston, Vanderbilt, Washington State, Colorado State, SMU, Duke, San Diego State, Tulane, UConn and UNLV.

■ **IN THE PRIOR 5 YEARS:** From 2013-17, USF averaged 32,182 fans per game, which would have ranked 56th in the CFN study, ahead of teams such as: Syracuse, Illinois, Cincinnati, Boston College, Maryland, Northwestern and Stanford.

USF VS TOP 10 HOME ATTENDANCE

RANK	ATT	OPP	DATE
1.	69,383	#4 Florida State	9/29/12
2.	67,012	#5 West Virginia (#18)	9/28/07
3.	66,469	#19 Miami	11/28/09
4.	65,948	UCF (#5)	10/13/07
5.	65,138	#10 Alabama	9/16/23
6.	64,692	#13 Florida	9/11/21
7.	63,976	#8 Cincinnati	10/15/09
8.	61,665	#13 Florida State	9/24/16
9.	58,755	#11 Kansas (#19)	9/12/08
10.	57,626	#8 UCF	11/23/18

■ **BIG EAST ATTENDANCE:** For the eight seasons USF was in the Big East (2005-2012), USF averaged 44,252 fans per game, which would have ranked No. 33 in the CFN study, ahead of programs such as: West Virginia, Purdue, Missouri, Miami, Oregon, Kansas State, Colorado, TCU, UCF, Georgia Tech, Arizona, Cal, Louisville, North Carolina, Virginia Tech, Baylor, Arizona State, Pittsburgh, UCLA, Indiana, Minnesota, Virginia and Rutgers.



USF STUDENTS BRING THE NOISE TO RAY JAY

■ USF boasts one of the largest student sections in the country with 12,501 seats allocated to students and the ability to place as many as 16,000+ in the stadium.

■ More than 10,000 filled the stands for USF's clash vs. No. 10 Alabama in 2023.

■ USF students occupy the north endzone at Raymond James Stadium just below the Buccaneers pirate ship.

■ **The Beef Studs** are the most passionate student supporters who regularly occupy the first row and paint their bodies green and gold while donning bull horns.



BE WHO YOU SAY YOU ARE

USF's new mantra under first-year Head Coach Alex Golesh. Golesh is process driven, focusing the Bulls not on wins but on performing every process on the way to winning at an "elite" level. That includes eating and sleeping properly, punctuality, team interactions, class room success, community engagement and much more. USF has established a Big Brother program internally as returning veterans adopt newcomers and take responsibility for their integration and understanding of the team culture and expectations.

BULLS IN THE NFL

USF has 9 former Bulls on 2023 NFL rosters as of Nov. 1

Player (Pos.) _____ Team (Yrs with Team)

ACTIVE

- D'Ernest Johnson (RB) _____ Jacksonville Jags (2023)
- Marquez Valdes-Scantling (WR) _____ Chiefs (2022-23)
- Mitchell Wilcox (TE) _____ Cincinnati Bengals (2020-23)
- Bruce Hecton (DT) _____ N.Y. Jets (2023)

Injured /Practice Squad

- Demontrey Jacobs (OL) _____ Denver Broncos (2023)
- Marton Mack (RB) _____ Arizona Cardinals (2023)
- Austin Reiter (OL) _____ Chiefs (2022-23)

CFL

- Terrell McClain (DT) _____ Calgary
- Deatrick Nichols (CB) _____ Winnipeg

BULLS NATION

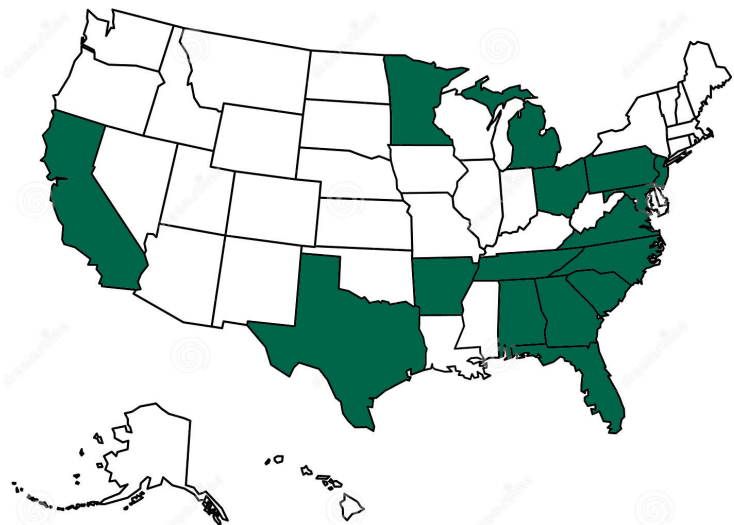
USF PLAYERS HAIL FROM 16 STATES & 2 COUNTRIES

While USF has focused recruiting the state of Florida and particularly the Bay area and its seven surrounding counties, Head Coach Alex Golesh has expanded USF's recruiting reach to 16 states and two countries.

■ 68 of the players on USF's roster hail from the state of Florida. That represents 58 percent of the roster with Georgia (12), Texas (8), California (4) and New Jersey (4) being the next closest states in producing current Bulls.

USF PLAYERS HAIL FROM:

- | | | |
|--------------------|--------------------|---------------|
| Florida - 68 | Alabama - 2 | Australia - 1 |
| Georgia - 12 | North Carolina - 2 | Serbia - 1 |
| Texas - 8 | Arkansas - 1 | |
| California - 4 | Michigan - 1 | |
| New Jersey - 4 | Minnesota - 1 | |
| Maryland - 3 | Ohio - 1 | |
| South Carolina - 3 | Pennsylvania - 1 | |
| Virginia - 3 | Tennessee - 1 | |



USF VS. ALABAMA DRAWS 5 MILLION VIEWERS ON ABC

USF's battle with No. 10 Alabama drew more than five million viewers on ABC, making it one of the most watched games in USF history alongside the 5.36 million viewers that tuned in to see an epic War on I-4 battle at UCF in 2017.

■ The USF-Alabama game drew a 2.0 rating, making it the highest rated game in the noon or afternoon windows nationally in Week 3, out-performing other notable games as Pitt-West Virginia (1.3) and Florida State-Boston College (1.8). The game rated as the fourth-most watched on the day, just barely getting eclipsed by the primetime Florida-Tennessee (2.3) game and behind other evening broadcasts of Georgia-South Carolina (3.1) and Colorado-Colorado State (4.1). The Bulls-Bama game audience was a 186-percent increase over the Ole Miss-Georgia Tech game played in the same time slot in Week 3 last year.

■ Not including the stand-alone Army-Navy Game in December, the American Athletic Conference has had six regular season games draw 5 million-plus viewers in its 11 seasons, USF and former member Houston are the only two programs to have been part of two of those games.

TOP AAC REGULAR SEASON TV GAMES:

1.	5,977,380	Notre Dame at Temple (Oct. 31, 2015)
2.	5,727,394	Michigan at UConn (Sept. 21, 2013)
3.	5,713,012	Oklahoma at Houston (Sept. 3, 2016)
4.	5,600,528	Houston at Oklahoma (Sept. 1, 2019)
5.	5,364,858	USF at UCF (Nov. 24, 2017)
6.	5,009,000	USF vs. Alabama (Sept. 16, 2023)
7.	4,015,659	Tulsa at Ohio State (Sept. 10, 2016)

NOTABLES

TEAM:

■ USF won its second road game of the season at UConn, marking the first season with two or more road wins since 2019 (2 wins at UConn and ECU). A third road win would be the most since 2017 (4). USF had not won a road game in the previous three seasons entering 2023.

■ USF's comeback at UConn from down 21-10 (-11) with 12:45 to play marked just the fifth time in program history the team rallied from a fourth quarter double-digit deficit.

■ Head Coach Alex Golesh recorded his first career victory and became the fifth USF head coach to win their home debut.

■ USF ended a 19-game road losing streak, 13 in AAC play, marking its first road win since a 45-20 victory at ECU on Oct. 26, 2019 with a 44-30 win at Navy (9.30). The Bulls trailed 14-0 in the game after six minutes but outscored Navy 44-9, with a pair of 21-point runs, over the next 44 minutes.

■ USF improved to 2-0 in AAC play for the first time since starting 3-0, part of a 7-0 start overall, in 2018.

■ Alex Golesh became the fourth USF head coach to start their career 2-0 in conference play, joining Charlie Strong (4-0, 2017, AAC), Willie Taggart (2-0, 2013, AAC) and Jim Leavitt (2-0, 2003, C-USA).

■ USF won its conference opener for the first time in five years dating to a Sept. 22, 2018 victory over ECU to open the 2018 conference season.

■ USF won its first game over and FBS opponent since defeating Temple (34-14) on Oct. 23, 2021 in Raymond James Stadium, ending a string of 18 straight losses vs. FBS foes.

■ USF snapped a 10-game FAMU winning streak and ended an 11-game losing skid for the Bulls dating to last September.

■ **First starts for USF in Game 1:** 13 total first time USF starters - 8 first-year transfers, 13 transfers overall started Game 1

OFF (6): 6 WR Naiem Simmons, 18 TE Weston Wolff, 70 RT RJ Perry, 51 RG Zane Herring, 75 LG Andrew Kilfoyl, 5 RB Nay Qwan Wright; TRANSFERS: 5 of those were first-year transfers and USF started 7 transfers overall.

DEF (7): 99 DE Lloyd Summerall, 13 DT Doug Blue-Eli, 17 LB Jhalyn Shuler, 37 S Logan Berryhill, 21 S Jaelen Stokes, 7 S Will Jones, 2 CB Braxton Clark; TRANSFERS: 3 of those were first-year transfers and USF started 6 transfers overall.

OFFENSE:

■ In the first game of the Alex Golesh Era at USF, the Bulls took the opening kickoff and drove 75 yards in 3:24 for a touchdown, capped by a QB Byrum Brown 4-yard run.

■ vs FAMU QB Byrum Brown accounted for five total touchdowns on the night, running for two and passing for three. Through his first four career starts, Brown has accounted for 15 total touchdowns, eight passing and seven rushing.

■ vs FAMU WR Naiem Simmons 31-yard TD catch from Byrum Brown in the fourth quarter was his first touchdown as a Bull. He finished with three catches for 59 yards.

■ vs FAMU WR Sean Atkins 39-yard pass to RB Michel Dukes on a double-pass trick play was his first career completion. Atkins led the Bulls with five receptions for 57 yards on the night.

■ at WKU, USF gained 374 yards rushing, the eighth-best total in program history, and had two 100-yard rushers as USF tallied 540 total yards to outgain WKU (465). The offensive output marked USF's first 500-yard game since 2021 and best since posting 526 yards and 421 rushing yards vs. Temple on Oct. 23, 2021.

■ USF ran 95 offensive plays and 100 total at WKU, by far its most since running 94 vs. Temple in 2021. USF leads the nation in plays per game, ahead of California (95), Washington State (90) and Tennessee (86).

■ QB Byrum Brown's 84-yard TD pass to Khafre Brown at WKU tied for the sixth-longest pass play in program history. It is the longest since Gerry Bohanon hit Jimmy Horn Jr. for a 91-yard TD vs. ECU in 2022.

■ USF's 597 yards of total offense vs. Rice rank tied for 11th all-time in program history and are the most since posting 646 yards in a 58-46 loss to UCF in Tampa in 2020.

■ USF posted a season-best 12 explosive plays vs. Rice, including five plays of 42 yards or better between quarterback Byrum Brown and wide receiver Naiem Simmons.

■ WR Sean Atkins 88-yard touchdown catch at Navy marked the fourth longest in program history and the longest since Quinton Flowers hit current Kansas City Chief Marquez Valdes-Scantling for a 95-yard touchdown at UConn in 2017. The play put Atkins over 100-yards for the second time on his career early in the second quarter.

DEFENSE:

■ USF held Rice to one rushing yard for the game, the sixth-lowest total for a USF opponent in program history and the lowest since holding Temple to -4 yards rushing in 2017.

■ vs Alabama the USF defense recorded four or more sacks for the second straight game. The Bulls five on the night were their most since posting 6 vs. BYU Oct. 12, 2019. USF now has 9 quarterback sacks on the year. The Bulls totaled 14 in 12 games last season.

■ Alabama crossed the 50 for the first time with 4:19 to play in the second quarter, when Byrum Brown was sacked by Dallas Turner and fumbled. James Smith recovered for the Tide at the USF 25.

■ vs FAMU USF forced five FAMU turnovers and did not commit a turnover a week after losing the turnover battle 0-3 at WKU. It marked USF's most turnovers forced in a game since getting 8 vs. SC State on 9/14/19

■ vs FAMU The Bulls three interceptions in the game were their most since getting three vs. Cincinnati on 10/3/20

■ vs FAMU USF logged three sacks and 12.0 tackles for loss while allowing FAMU just 19 yards rushing. It was the Bulls most sacks since posting 4 vs. Tulane in 2022 and most tackles for loss since posting 13.0 vs. BYU on 10/12/2019.

■ vs FAMU S Logan Berryhill recorded his first career interception in the first quarter on a deep throw over the middle, one play after being called for pass interference. Then with 2:08 left to play in the fourth quarter, he made his second career interception, sealing the win for USF.

- Berryhill's two interception game was the first for a USF player since Deatrick Nichols grabbed two vs. Temple on 9/12/17

■ The defense forced six three-and-outs and a turnover on downs against a WKU offense that ranked No. 7 in the nation last year. The Bulls forced a punt or turnover on downs in four plays our less on four of WKU's first five possessions.

GORDON LEADS ASSAULT ON RICE'S JT DANIELS

Senior LB DJ Gordon led USF with 6 tackles, 2.0 tackles for loss and 1.5 sacks as the Bulls held Rice to 1 yard rushing on the day, the lowest total for an opponent since 2017 and the sixth-lowest in program history.

■ USF tallied 11 tackles for loss on the day, marking their second double-digit TFL total on the year as USF now ranks No. 5 nationally posting 9.0 per game.

■ The Bulls posted 31 tackles for loss over a three game stretch in September and logged 4.0 or more sacks in three straight games. Last year, USF posted double-digit TFL just once (vs. Howard) and 4.0 or more sacks just once (4 vs. Tulane).

VS. NO. 10 ALABAMA NOTABLES:

Sept. 16, 2023 • Tampa, Fla. • Alabama Won, 17-3

• The game marked the first for Alabama since 2007 in which it failed to score 20 points against a non-Autonomy Five opponent. It's average margin of victory in those games was 40 points.

• Alabama crossed the 50 for the first time with 4:19 to play in the second quarter, when Byrum Brown was sacked by Dallas Turner and fumbled. James Smith recovered for the Tide at the USF 25.

• In the first half, the USF defense held Alabama to 3 points and forced five punts while allowing just 113 yards in the first half. It was the first time Alabama had been held to 3 points or less since a 24-22 (trailed 0-7 at the half), four overtime win at Auburn on Nov. 27, 2021.

USF TOP 10 RUSHING GAMES

RANK	YARDS	OPPONENT	DATE
1.	421	VS. TEMPLE	10/23/21
2.	416	AT MEMPHIS	11/12/16
3.	412	VS. NAVY	10/28/16
4.	390	AT ECU	9/30/17
5.	378	AT TULANE	10/21/17
6.	377	VS. FAMU	9/10/05
7.	376	VS. ILLINOIS	9/15/17
8.	374	AT WESTERN KENTUCKY	9/2/23
8.	373	VS. UTEP	9/24/11
9.	369	VS. SYRACUSE	10/27/12
10.	367	VS. ARMY	10/16/04

LEGEND HAS IT

American singer, songwriter, pianist, record producer and actor John Legend is the uncle of wide receiver Michael Brown-Stephens and attended the Bulls 2023 season-opening win over FAMU in honor of his nephew's birthday, which the 23-year old celebrated on Sept. 9, the day of the game.



Unlabeled Happy Birthday @johndlegend Great win by @usffootball

USF ATHLETIC COMMUNICATIONS

4202 E. Fowler Ave., ATH 100,
Tampa, FL 33620
OFFICE: 813-974-2125 FAX: 813-974-5328

**Associate AD/Communications/
Football Primary/Coach:**
Brian Siegrist
Siegrist@USF.edu
Cell: 813-293-3897

**Assistant Communications Director/
Secondary/Players:** Micah Banks
C: 571-439-2006 | MicahBanks@usf.edu

Website: www.GoUSFBulls.com



USF MEDIA POLICIES

WEEKLY PRESS CONFERENCE

USF holds a weekly press conference every TUESDAY at 11:15 a.m. during regular game weeks. Head coach Alex Golesh and selected players will be available in person in the lobby of the Indoor Performance Facility.

Defensive Coordinator Todd Orlando and Offensive Coordinator Joel Gordon will be available via ZOOM on Wednesday's at 11:15 a.m.

CREDENTIAL REQUESTS

The online application for football credentials for the 2023 season can be found at https://gousfbulls.com/sb_output.aspx?form=25 . If you are requesting multiple credentials for a group, a form must be submitted for each person and emails provided for screening. Individual game credential requests must be made a week prior to each game. Credential requests will be determined on a game-by-game basis and notifications on confirmation or denial provided by Tuesday of game weeks.

Credentials will be available for pickup at Raymond James Stadium ONLY on game days at the south plaza will call window (far right).

INTERVIEW POLICIES

Under no circumstances should media members contact USF coaches or student-athletes without prior consent and approval from Associate Director of Athletics Brian Siegrist or Assistant Communications Director Micah Banks. The same policy applies to the family members of student-athletes. To request interviews outside of regularly-scheduled availabilities, please contact the USF Communications department at least 24 hours in advance.

PLAYER INTERVIEWS

Players will be available three times per week during a normal game week. Those availabilities will occur after practices on Tuesday and during requested one-on-one periods on Thursday. To request a specific player for a one-on-one feature interview, please contact the USF Communications department at least 24 hours in advance.

STAFF INTERVIEWS

Coach Golesh will be available once per week during normal game weeks. Golesh is available Tuesday during his weekly press conference (11:15 a.m.). He can also be heard on Thursday on the USF Coaches Show on Bulls Unlimited (digital radio -Tuneln). USF Offensive and defensive coordinators will be available after practice on Wednesdays. Requests for other staff members or one-on-ones with Golesh should be directed to Brian Siegrist.

POSTGAME POLICY

The USF locker room is closed at all times. Coach Golesh will address the media following his postgame with the team. USF will take interview requests for players at the beginning of the fourth quarter and will provide 5-6 players post-game. On the road, USF will conduct interviews via ZOOM with Coach Golesh and 3-4 players available. All ZOOM links will be provided prior to game time.

COLLEGEPRESSBOX.COM

CollegePressBox.com is a great resource for media covering the Bulls and the AAC. Not only does it have media guides from the entire conference, but it also houses logos, head shots, action shots and much more. For access to the site, email Ted Gangi at webmasteratcollegepressbox.com.

▼ WEEKLY USF FOOTBALL MEDIA SCHEDULE ▼

MON	TUES	WED	THURS	FRI	SAT	SUN
NO availability	Weekly Presser 11:15 AM: HC Alex Golesh & 2 Players Live Streamed: Twitter, Youtube, ESPN+	Coordinator ZOOM 11:15 AM: OC Joel Gordon DC Todd Orlando	Player one-on-ones upon request Coaches Show Bulls Unlimited Youtube, Facebook	NO availability	GAME DAY Postgame availability In person on site Live Streamed: Twitter, Youtube	OFF DAY

HEAD COACH ALEX GOLESH

1st Season at USF/1st Season Overall Ohio State, 2006

The son of Russian immigrant parents who worked his way through the collegiate coaching ranks with a blue-collar work ethic that helped to generate major turnarounds at four programs, Alex Golesh was named the sixth head coach in USF football history on Dec. 4, 2022.

► In 20 seasons of collegiate coaching, Golesh worked his way up through the collegiate ranks while serving on the staffs of eight FBS programs and was a key recruiter at several of those stops, helping to lead program turnarounds at Tennessee, Iowa State, Illinois and Toledo.

► In each of his three seasons as an offensive coordinator prior to arriving at USF, Golesh's offenses finished in the top 10 in scoring offense and total offense in FBS football each year.

NOTABLES

TENNESSEE OFFENSIVE COORDINATOR

► 2022 Broyles Award finalist and 247 Sports Offensive Coordinator of the Year

► Came to USF as a nationally recognized recruiter and play-caller for the nation's highest-scoring and most-explosive offense, having served two seasons as offensive coordinator/tight ends coach at the University of Tennessee (2021 & 2022).

► He helped propel the Vols from three wins (3-7) the season before his arrival to 10 wins and a No. 6 College Football Playoff ranking in 2022. Golesh implemented a tempo-based offense at UT that led to dramatic improvement, shattered Vols' records and saw UT rank No. 1 in the nation in scoring (47.33), yards per game (538.1), points per possession (3.24) and yards per play (7.35) in 2022.

► Took Tennessee offense from No. 108 before his arrival to No. 7 (2021) to No. 1 (2022)

► His first Tennessee offense shattered eight team single-season records, including points (511), total offensive yards (6,174), touchdowns (67) and passing efficiency (167.10), and has surpassed all those marks again in 2022 with games remaining.

► Tennessee was the only team to average over 300 yards passing and 200 yards rushing on the 2022 season, and had scored 40-plus points in 15 of its 25 games since his arrival.

► Quarterback Hendon Hooker shattered Tennessee single-season records for completion percentage (68.0) and passing efficiency (181.41) in 2021 and surpassed the completion percentage mark in 2022 (69.6) while becoming a Maxwell Award finalist as the top player in college football. He threw for 3,135 yards and 27 touchdowns and ran for 430 yards and five touchdowns to close within 224 yards of Peyton Manning's school season total offense record (3,789) before suffering an injury in the Vols' 11th game that ended his 2022 season.

► Tennessee's Jalin Hyatt became the first Tennessee player ever to win the Biletnikoff Award as the nation's top receiver in 2022 as he is tied for the lead in FBS football in receiving touchdowns (15) and ranked third with 1,267 yards (18.91 ypc) on 67 catches in 2022.

IOWA STATE

► Served as tight ends coach/recruiting coordinator for head coach Matt Campbell's first four seasons at Iowa State (2016-19) where he helped secure and develop the talent that led the Cyclones to a turnaround from a 3-9 season before their arrival to a run of five-straight bowl games (of which he was part of three) and an eventual 9-3, Fiesta Bowl season the year after his departure.

► Golesh helped secure the four highest-ranked recruiting classes in program history, with all four ranking in the top 50 and two in the top 40.

ILLINOIS

► While serving as a position coach (tight ends/running backs) and recruiting coordinator for four seasons at Illinois (2012-15), he helped the program go from two wins in his first season to back-to-back bowl games in his last two.

TOLEDO

► At Toledo (2009-11) he helped lead the Rockets from a 3-9 mark before his arrival to 8-5 and 9-4 campaigns in his last two years. Golesh aided the Toledo program in securing the No. 1 recruiting class in the Mid-American Conference in consecutive years (2010 & 2011) according to Rivals.com.

► Golesh also has coaching experience in the state of Florida, serving for one season as co-offensive coordinator/tight ends coach at UCF (2020) with Josh Heupel, where the Knights ranked second in FBS football in total offense (568.1), fourth in passing offense (357.4), seventh in total passing yards (3,574) and eighth in scoring offense (42.2).



THE BOOK ON ALEX GOLESH

1st Season as a Head Coach

20th season overall in collegiate coaching

HEAD COACH RECORD

YEAR	SCHOOL	RECORD	POSTSEASON
2023	USF (HC)	5-5	-
OVERALL		5-5	-

YEAR-BY-YEAR

2023-	USF	Head Coach
2021-22	Tennessee	Offensive Coordinator/Tight Ends
2020	UCF	Co-Offensive Coordinator/Tight Ends
2016-19	Iowa State	Tight Ends/Recruiting Coordinator
2015	Illinois	Tight Ends/Special Teams Coordinator
2014	Illinois	Running Backs/Tight Ends/Recruiting Coordinator
2012-13	Illinois	Tight Ends/Recruiting Coordinator
2009-11	Toledo	Tight Ends/Recruiting Coordinator
2008	Oklahoma State	Graduate Assistant
2006-07	Northern Illinois	Graduate Assistant
2004-05	Ohio State	Student Assistant

FAMILY

Wife: Alexis; Daughter: Corbin; Son: Barrett

NOTABLE:


► Golesh was born in Moscow, Russia, and moved with his parents and older brother, Eugene, to Brooklyn, N.Y. in 1991 at the age of seven. The family brought a few bags of clothes and \$400 to America. He can still speak Russian.

► The family later relocated to Dublin, Ohio, where he was a three-year letter winner in football at Dublin Scioto High School.

"Alex has always taken the philosophy of 'no job too small to help the team win' at every stop along his journey. He has remained steadfast in doing what was best for the team, putting the players and his family first and remaining humble as he has climbed through this hectic profession. I am excited to watch his success."

- Mike Vrabel, Head Coach of the Tennessee Titans

2023 USF FOOTBALL STAFF



MATT MERRITT

Assoc. Head Coach/Running Backs/Run Game

Alma Mater: Capital University, '10
1st Season with USF

- RB coach at Georgia Southern offense ranked No. 19 in FBS in total offense (468.6 ypg) and No. 30 in points (33.67 ppg)
- Sr analyst for '21 Tennessee offense that broke 8 school records.
- Part of two coaching staffs that have played for (JMU, 2019) and won (Ohio State, 2015) a national championship.
- JMU rushing attack 10th nationally & 1st in CAA (242.9) in 2019. JMU's backs




JOEL GORDON

Pass Game Coordinator/Quarterbacks

Alma Mater: Shepherd University, '03
1st Season with USF

- Helped Iowa State from 3-9 to 5 straight bowls & 2020 Fiesta
- ISU produced three of the most prolific seasons in their history.
- Mentored 4-time All-Big 12 QB Brock Purdy, set 32 school records.
- Offensive coordinator at Emory & Henry (2008-10)
- All-conference quarterback at Shepherd, passed for 7,236 yards



TYLER HUDANICK

Offensive Line Coach

Alma Mater: UCF, '18
1st Season with USF

- Started 28 games on the offensive line for UCF, helping the team to set a new program record for single-season rushing in 2018.
- Member of UCF's 2017 & 2018 AAC Championship teams and the 2018 Chick-fil-A Peach Bowl winning team.
- Graduate assistant at Tennessee 2021-22.




CLAY PATTERSON

Tight Ends Coach

Alma Mater: Southeastern Oklahoma State, '03
1st Season with USF

- Minnesota's TEs were part of 5,616 total yards and school record 3,293 passing in 2019, one of the top offenses in UM history.
- SWJCFC Coach of the Year as HC at Northeastern Oklahoma A&M went 9-3, won conference title, averaged 524.5 ypg & 36.2 ppg.
- In 2015, his offense at Trinity Valley CC broke the all-time yards per game record at any level of football, averaging 656.1 ypg.



L'DAMIAN WASHINGTON

Wide Receivers Coach

Alma Mater: Missouri, '14
1st Season with USF

- Coached wide receivers at Oklahoma in 2022
- Played wide receiver for seven NFL teams
- Posted 100 catches for 1,735 yards and 15 touchdowns at Missouri
- Tragically lost both parents before the age of 15 and has worked as a motivational speaker.



ANDREW WARSAW

Associate AD/Football Chief of Staff

Alma Mater: West Virginia, '09
1st Season with USF

- 11 years of collegiate and NFL operations experience
- Director of operations at Tennessee, 2020-22
- Asst. Director of operations at Mississippi State, 2018-19
- NFL's director of game operations, 2016-17
- Stints at Purdue, Arizona, Fordham, Merchant Marine, Penn and Villanova



JEFF JONES

Director of Player Development

Alma Mater: Otterbein College, '91
1st Season with USF

- 29 years in education as an administrator, teacher and coach.
- Served as principal at four high schools in Ohio and associate principal at one during 14 years as an administrator.
- Taught science and biology at 7 schools over 15 years as a teacher.
- Named the 2006 Ohio Division I State Coach of the Year.
- Alex Golesh's high school offensive coordinator at Dublin Scioto High, where Golesh was an offensive lineman. They were also neighbors and won a conference championship.



TODD ORLANDO

Defensive Coordinator/Inside Linebackers

Alma Mater: Wisconsin, '94
1st Season with USF

- 18 years as a defensive coordinator at seven FBS programs.
- Defenses ranked in Top 25 in scoring & total at several stops.
- Teams have earned a bowl appearance in 13 of the last 18 seasons
- Produced six players recognized as conference defensive player of the year (3), lineman of the year (2) or freshman of the year (1)
- Helped Houston win the 2015 AAC Championship and Peach Bowl. Bowl, post 13



CHAD CREAMER

Special Teams Coord./Outside Linebackers

Alma Mater: Ohio State, '08
1st Season with USF

- Served as defensive coordinator at FCS, Division II and Division III levels
- Defensive analyst at Tennessee in 2022.
- Defensive Coordinator at DII Shorter University, 2018-19
- Graduate assistant at Ohio State, 2007-08.



JAMES ROWE

Defensive Pass Game Coordinator/Safeties

Alma Mater: USF, '09
1st Season with USF

- Five seasons of experience coaching in the NFL.
- Defensive backs coach for 2022 East-West Shrine Bowl
- Played baseball at South Florida (2005-07), as a left-handed pitcher and outfielder
- First-team all-state baseball player & third-team all-state football player at Cocoa High School.



MATT BIRKETT

Cornerbacks Coach

Alma Mater: Edinboro College, '03
1st Season with USF

- Defense ranked in the top 10 nationally in total defense in each of four seasons at JMU.
- In 2021, JMU led the nation in takeaways (31), including 18 INT.
- Mentored 2021 FCS All-American Greg Ross, who had four interceptions and a team-high 12 pass breakups.



KEVIN PATRICK

Defensive Line Coach

Alma Mater: Miami, '94
1st Season with USF

- Coached 2017 Nagurski Trophy & ACC Defensive POY Bradley Chubb (NC State), two-time first-team All-American George Selvie (USF) and No. 15 overall NFL Draft pick and eventual Pro Bowler Jason Pierre-Paul (USF). Coached three NFL Draft picks at USF.
- '93 AP 1st-team All-American & Big East Defensive POY at Miami.
- Helped lead Miami to two national championships as a player.




GEORGE COURIDES

Head Strength & Conditioning Coach

Alma Mater: East Stroudsburg, '08
1st Season with USF

- A Certified Strength and Conditioning Specialist (CSCS).
- As associate strength & conditioning coach at Iowa State, helped the Cyclones go from three wins to a Fiesta Bowl victory.
- Worked in the NFL with the N.Y. Jets.
- Member of the East Stroudsburg University rugby, helping the team win the 2007 Eastern Pennsylvania Rugby Union (EPRU) title.



EPHI LEVY

Director of Player Personnel

Alma Mater: Florida State, '19
1st Season with USF

- Spent six seasons with the Florida State football program, four as a recruiting assistant.

NUMERICAL

2023 USF FOOTBALL ALPHABETICAL ROSTER

No.	Name	No.	Name	Pos.	Ht.	Wt.	Acad. Class	Hometown (Previous Schools)
0	Daquan Evans, DB	89	Colin Affleck	TE	6-5	240	So.	Great Falls, Va. (Langley HS)
0	Jayson Littlejohn, TE	12	Jaden Alexis	WR	6-0	193	Jr.	Pompano Beach, Fla. (Monarch HS/Texas)
1	Khafre Brown, WR	54	Amer Amer	LB	6-1	229	Jr.	Winter Garden, Fla. (Windermere HS)
1	Matthew Hill, S	8	Bryce Archie	QB	6-3	212	So.	Powder Springs, Ga. (McEachern HS/Coastal Carolina)
2	Braxton Clark, CB	38	Sean Atkins	WR	5-10	172	Gr.	Viera, Fla. (Viera HS)
2	Michel Dukes, RB	71	Derrell Bailey Jr.	OL	6-6	305	Sr.	Greenback, Tenn. (Greenback HS/Virginia Tech)
3	Bernard Gooden, DT	50	Bryce Bernard	LS	6-2	220	Sr.	Neptune Beach, Fla. (Fletcher HS)
3	Kelley Joiner, Jr., RB	37	Logan Berryhill	S	6-4	196	Gr.	Kingsland, Ga. (Camden County HS)
4	Seth Jones, WR	72	Cole Best	OL	6-4	305	Jr.	Winter Park, Fla. (Trinity Prep)
4	Jason Vaughn, DE	67	Kody Black	OL	6-4	305	Fr.	Melbourne, Fla. (Melbourne HS)
5	Nay'Quan Wright, RB	13	Doug Blue-Eli	DT	6-2	320	Jr.	Paulsboro, N.J. (Paulsboro HS/TCU)
5	Tramel Logan, DE	11	Gerry Bohanon Jr.	QB	6-3	226	Gr.	Earle, Ark. (Earle HS/Baylor)
6	Immanuel Hickman, DT	16	Ryan Bolduc	QB	6-1	203	Jr.	Sarasota, Fla. (Cardinal Mooney HS)
6	Naiem Simmons, WR	74	Deonte Bowie	OL	6-4	319	Jr.	Pflugerville, Texas (Hendrickson HS/Blinn College)
7	Michael Brown-Stephens, WR	62	Derek Bowman	OL	6-5	287	Sr.	Magnolia, Texas (Magnolia HS/Houston)
7	Will Jones II, DB	9	Aamaris Brown-Bunkley	DB	5-10	195	Sr.	Seffner, Fla. (Armwood HS/Kansas State)
8	Bryce Archie, QB	17	Byrum Brown	QB	6-3	209	So.	Raleigh, N.C. (Rolesville HS)
8	DJ Gordon IV, LB	1	Khafre Brown	WR	6-0	195	Sr.	Charlotte, N.C. (West Mecklenburg HS/North Carolina)
9	Aamaris Brown-Bunkley, CB	7	Michael Brown-Stephens	WR	6-0	189	Gr.	Springfield, Ohio (Springfield HS/Minnesota)
9	Yusuf Terry, WR	80	Brock Burnette	WR	5-10	170	Fr.	Davie, Fla. (Western HS/Bethany College)
10	Jonathan Ross, DE	27	Tawfiq Byard	S	6-1	197	Fr.	Hyattsville, Md. (DeMatha Catholic)
11	Gerry Bohanon Jr., QB	39	John Cannon	K	5-9	176	Jr.	Fort Lauderdale, Fla. (University HS)
11	D.J. Harris, DE	13	Israel Carter	QB	6-1	190	Fr.	Corona, Calif. (Centennial HS)
12	Jaden Alexis, WR	90	Rashad Cheney Jr.	DL	6-2	285	Sr.	Atlanta, Ga. (Cedar Grove HS/Minnesota)
12	Ben Knox, CB	2	Braxton Clark	DB	6-4	204	Gr.	Orlando, Fla. (Dr. Phillips HS/Nebraska)
13	Israel Carter, QB	27	Cameron Cobb	WR	5-11	188	So.	Tampa, Fla. (Wharton HS)
13	Doug Blue-Eli, DT	53	Drew Cornelius	OL	6-5	284	Jr.	Franklin, Ga. (Heard County HS)
14	Michael Williams II, DE	15	Jayden Curry	S	5-11	200	Sr.	Virginia Beach, Va. (IMG Academy)
15	Jayden Curry, S	97	Evan Dangler	DE	6-3	245	So.	Bradenton, Fla. (Braden River HS)
16	Ryan Bolduc, QB	32	Jayden Davis	WR	5-10	170	Fr.	Baltimore, Md. (Steinbrenner HS)
16	Stantavious Smith, DT	23	Kendall Dennis	CB	5-10	193	Jr.	Lakeland, Fla. (Lakeland HS/Oklahoma)
17	Byrum Brown, QB	22	Cole Dillon	S	5-11	186	Fr.	West Palm Beach, Fla. (Cardinal Newman HS)
17	Jhalyn Shuler, LB	52	Trey Dubuc	LS	6-2	215	Fr.	Fort Lauderdale, Fla. (Cardinal Gibbons HS)
18	Weston Wolff, TE	2	Michel Dukes	RB	5-10	194	Sr.	Charleston, S.C. (First Baptist HS/Clemson)
19	Jamie Pettway, LB	86	Gerard Edimo	TE	6-5	220	Fr.	Round Rock, Texas (Stony Point HS)
19	Javohn Thomas, WR	96	Chad Elder	DE	6-3	252	So.	Neptune Beach, Fla. (Fletcher HS)
20	Jaylen Johnson, RB	0	Daquan Evans	CB	5-11	190	Gr.	Orlando, Fla. (Jones HS)
20	Jameel Sanders, DB	41	Brendan Farrell	K	6-0	215	Sr.	Dunwoody, Ga. (Marist School/Virginia)
21	Jaelen Stokes, S	47	Edmund Ghent	S	5-10	180	Fr.	Tampa, Fla. (Sumner HS)
22	Cole Dillon, S	34	Dominic Gonella	RB	5-11	211	Sr.	Riverview, Fla. (Bloomingdale HS/North Dakota State)
22	K'wan Powell, RB	98	Danny Gonzalez	DT	6-1	270	So.	Jupiter, Fla. (The Benjamin School)
23	Kendall Dennis, CB	3	Bernard Gooden	DT	6-1	265	Jr.	Montgomery, Ala. (Park Crossing HS/Wake Forest)
23	Kenny Walker, RB	8	DJ Gordon IV	LB	6-1	228	Sr.	Plant City, Fla. (Plant City HS/Minnesota)
23	Yasias Young, RB	87	Gunnar Greenwald	TE	6-4	240	Jr.	Satellite Beach, Fla. (Satellite HS)
24	Mac Harris, DB	66	Gabriel Hahn	OL	6-6	294	Jr.	Lakewood Ranch, Fla. (Cardinal Mooney Catholic HS/Cornell)
25	Christopher Townsel, S	11	D.J. Harris	DE	6-2	240	Jr.	Houston, Texas (New Caney HS/Texas)
26	Tavin Ward, CB	24	Mac Harris	LB	6-0	240	Sr.	The Villages, Fla. (The Villages Charter School)
27	Cameron Cobb, WR	85	Christian Helms	WR	6-2	195	Sr.	Seffner, Fla. (Seffner Christian HS)
27	Tawfiq Byard, S	51	Zane Herring	OL	6-5	319	Sr.	Madison, Fla. (Madison County HS/Florida State)
28	Jarvis Lee Jr., CB	6	Immanuel Hickman	DT	6-3	296	Sr.	Chesterfield, Va. (Matoaca HS/ECU)
29	Brian Norris Jr., LB	1	Matthew Hill	S	6-1	192	Gr.	Lawrenceville, Ga. (Brookwood HS/Auburn)
30	JaBari Roberson, CB	40	Ty Ippolito	K	5-10	165	Fr.	Orlando, Fla. (Bishop Moore HS)
31	Pierse Stainton, P	55	James Jenkins	OL	6-5	285	Fr.	Tampa, Fla. (Carrollwood Day HS)
32	Jayden Davis, WR	73	Donovan Jennings	OL	6-5	333	Gr.	Tampa, Fla. (Gaither HS)
33	Timarcus Simpson, S	20	Jaylen Johnson	RB	5-9	197	Fr.	Baxley, Ga. (Appling County HS)
34	Dominic Gonnella, RB	58	Reggie Johnson II	LB	6-0	212	Jr.	Tampa, Fla. (Carrollwood Day HS)
34	Rico Watson III, DE	3	Kelley Joiner Jr.	RB	5-9	184	Sr.	Clermont, Fla. (South Lake HS)
35	Chris Thomas, S	4	Seth Jones	WR	5-11	197	Sr.	Pearland, Texas (Shadow Creek HS/Baylor)
36	Andrew Stokes, P	7	Will Jones II	S	5-9	191	Sr.	Mansfield, Texas (Summit HS/Kansas State)
37	Logan Berryhill, S	88	Tyree Kelly	WR	6-3	198	Fr.	Cairo, Ga. (Cairo HS)
38	Sean Atkins, WR	75	Andrew Kilfoyl	OL	6-5	320	Jr.	Tampa, Fla. (Gaither HS)

2023 USF FOOTBALL ALPHABETICAL ROSTER

64	Caysun Kinghorn	OL	6-4	292	Fr.	Plantation, Fla. (South Plantation HS)
12	Ben Knox	CB	6-2	196	Sr.	DeLand, Fla. (DeLand HS)
61	Gannon Lanning	OL	6-7	310	Jr.	Spring Hill, Fla. (Springstead HS)
28	Jarvis Lee Jr.	CB	5-11	173	Fr.	Jacksonville, Fla. (IMG Academy)
0	Jayson Littlejohn	TE	6-4	248	Sr.	Hanford, Calif. (Sierra Pacific HS/College of the Sequoias)
65	Mike Lofton	OL	6-2	315	Sr.	Clearwater, Fla. (Calvary Christian HS/UCF)
5	Tramel Logan	DE	6-4	247	Sr.	Miami, Fla. (Booker T. Washington HS)
88	Teigan Martin	TE	6-6	226	So.	Mayer, Minn. (Mayer Lutheran HS/Liberty)
55	Andrew Mata'afa	LB	6-3	225	Sr.	San Diego, Calif. (Mt. Carmel HS/Utah)
76	Nikola Milovac	OL	6-6	303	Fr.	Indjija, Serbia (Clearwater Academy International)
42	Lewai Mitchell	S	6-1	186	Jr.	Maitland, Fla. (Orangewood Christian HS)
29	Brian Norris Jr.	LB	6-2	230	Gr.	Chiefland, Fla. (Chiefland HS)
59	Greg Otten	LB	6-1	221	Fr.	Fort Lauderdale, Fla. (Cardinal Gibbons HS)
78	Drew Perez	OL	6-8	354	Fr.	Southlake, Texas (Southlake Carrot HS)
77	Zach Perkins	OL	6-5	328	Sr.	Tampa, Fla. (Berkeley Prep HS/Maryland)
70	RJ Perry	OL	6-6	330	Sr.	Fairfield, Ala. (Fairfield Prep HS/Tennessee)
19	Jamie Pettway	LB	6-2	235	Sr.	Albany, Ga. (Westover HS/Missouri/Florida Atlantic)
49	Joshua Poleon	S	6-0	205	Fr.	Tampa, Fla. (Wesley Chapel HS)
22	K'wan Powell	RB	5-9	205	Jr.	Vernon, Fla. (Vernon HS)
46	Dylan Ridolph	LB	6-0	229	Jr.	Wesley Chapel, Fla. (Wiregrass Ranch HS)
30	JaBari Roberson	CB	5-11	163	Sr.	Alachua, Fla. (Eastside HS/N.E. Oklahoma A&M)
84	Cade Roberts	WR	5-11	180	So.	Santa Rosa Beach, Fla. (South Walton HS)
45	CJ Ross	LB	5-11	211	Jr.	Jacksonville, Fla. (Trinity Christian Academy)
10	Jonathan Ross	DE	6-3	246	Gr.	Waldorf, Md. (St. Charles HS/Bowie State)
20	Jameel Sanders	DB	6-1	196	Jr.	Plainfield, N.J. (Emmaus HS/Lackawanna CC)
53	De' Juan Sease	DT	6-2	287	Gr.	Bamberg, S.C. (Bamberg-Ehrhardt HS/Allen Univ.)
43	Preston Shemansky	CB	6-1	170	Fr.	Naples, Fla. (First Baptist Academy HS)
17	Jhalyn Shuler	LB	6-1	225	Sr.	Abbeville S.C. (Abbeville HS/Coffeyville CC)
6	Naiem Simmons	WR	5-10	182	Jr.	Cherry Hill, N.J. (Cherry Hill West HS/Wagner)
33	Timarcus Simpson	S	5-11	190	Gr.	Tampa, Fla. (Sickles HS/Eastern Michigan)
81	Keshaun Singleton	WR	6-3	205	Fr.	Norcross, Ga. (Meadowcreek HS)
56	Cole Skinner	OL	6-5	326	Fr.	Point Pleasant, N.J. (Point Pleasant Boro HS)
82	Damon Smith	WR	6-1	198	Sr.	Keller, Texas (Keller HS/Oklahoma)
80	JeyQuan Smith	WR	5-10	170	Fr.	San Bernardino, Calif. (Cajon HS)
83	Ranod Smith	WR	5-9	160	Fr.	Fort Myers, Fla. (Lehigh Senior HS)
16	Stantavious Smith	DT	6-1	280	Fr.	Albany, Ga. (Dougherty HS)
31	Pierse Stainton	P	6-2	182	So.	Sarasota, Fla. (Cardinal Mooney HS)
36	Andrew Stokes	P	6-5	232	Jr.	Perth, Australia (ProKick)
21	Jaelen Stokes	S	6-1	190	Jr.	Auburndale, Fla. (Auburndale HS)
94	Keeon Terrell	DT	6-3	260	Jr.	Fort Myers, Fla. (Fort Myers HS)
9	Yusuf Terry	WR	6-3	180	Sr.	Philadelphia, Pa. (Imhotep Charter HS/Baylor)
35	Chris Thomas	S	6-0	185	So.	Bradenton, Fla. (Southeast HS)
19	Javohn Thomas	WR	6-3	206	So.	Tampa, Fla. (Sickles HS)
25	Christopher Townsel	S	6-2	200	Sr.	Deerfield Beach, Fla. (Deerfield Beach HS)
4	Jason Vaughn	DE	6-5	248	Gr.	Miami, Fla. (Advance Prep Acad.)
23	Kenny Walker	RB	6-0	220	Fr.	Zephyrhills, Fla. (Wiregrass Ranch HS)
26	Tavin Ward	CB	6-1	192	So.	Fort Myers, Fla. (North Fort Myers HS)
68	Ryan Warren	OL	6-3	285	Fr.	Zephyrhills, Fla. (Zephyrhills Christian Acad.)
34	Rico Watson III	DE	6-0	236	Sr.	Tampa, Fla. (Armwood HS/Florida State/Robert Morris)
44	Jacquez Williams	DT	6-2	300	So.	Savannah, Ga. (Jenkins HS)
14	Michael Williams II	DE	6-3	256	So.	Farmington Hills, Mich. (West Bloomfield HS)
18	Weston Wolff	TE	6-4	240	Jr.	Venice, Fla. (Venice HS/Maryland)
5	NayQuan Wright	RB	5-9	204	Gr.	Opa-Locka, Fla. (Miami Carol City/Florida)
23	Yasias Young	RB	5-9	187	Sr.	Fort Myers, Fla. (Fort Myers HS)

NUMERICAL

39	John Cannon, K
40	Ty Ippolito, K
41	Brendan Farrell, K
42	Lewai Mitchell, S
43	Preston Shemansky, CB
44	Jacquez Williams, DL
45	CJ Ross, LB
46	Dylan Ridolph, LB
47	Edmund Ghent, S
49	Joshua Poleon, S
50	Bryce Bernard, LS
51	Zane Herring, OL
52	Trey Dubuc, LS
53	Drew Cornelius, OL
53	De' Juan Sease, DT
54	Amer Amer, LB
55	James Jenkins, OL
55	Andrew Mata'afa, LB
56	Cole Skinner, OL
58	Reggie Johnson II, LB
59	Greg Otten, LB
61	Gannon Lanning, OL
62	Derek Bowman, OL
64	Caysun Kinghorn, OL
65	Mike Lofton, OL
66	Gabriel Hahn, OL
67	Kody Black, OL
68	Ryan Warren, OL
70	RJ Perry, OL
71	Derrell Bailey Jr., OL
72	Cole Best, OL
73	Donovan Jennings, OL
74	Deonte Bowie, OL
75	Andrew Kilfoyl, OL
76	Nikola Milovac, OL
77	Zach Perkins, OL
78	Drew Perez, OL
80	Brock Burnette, WR
80	JeyQuan Smith, WR
81	Keshaun Singleton, WR
82	Damon Smith, WR
83	Ranod Smith, WR
84	Cade Roberts, WR
85	Christian Helms, WR
86	Gerard Edimo, TE
87	Gunnar Greenwald, TE
88	Tyree Kelly, WR
88	Tiegan Martin, TE
89	Collin Affleck, TE
90	Rashad Cheney Jr., DL
94	Keeon Terrell, DE
96	Chad Elder, DE
97	Evan Dangler, DE
98	Danny Gonzalez, DT

USF FOOTBALL DEPTH CHART

GAME 11

OFFENSE

POS	#	Name	Ht.	Wt.	CLASS
WR	12	Jaden Alexis (TR)	6-0	186	Jr.
	1	Khafre Brown (TR)	6-0	195	Sr.
	6	Naiem Simmons (TR)	5-10	182	Jr.
TE	18	Weston Wolff (BA) (TR)	6-4	240	Jr.
	OR 87	Gunnar Greenwald	6-4	240	Jr.
	OR 0	Jayson Littlejohn (TR)	6-4	239	Sr.
RT	62	Derek Bowman (TR)	6-5	287	Sr.
	70	RJ Perry (TR)	6-6	330	Sr.
	76	Nikola Milovac	6-6	303	Fr.
RG	51	Zane Herring (TR)	6-5	319	Sr.
	77	Zach Perkins (BA) (TR)	6-5	315	Sr.
C	65	Mike Lofton (BA) (TR)	6-2	312	Sr.
	72	Cole Best	6-4	296	Jr.
LG	56	Cole Skinner	6-5	326	Fr.
	75	Andrew Kilfoyl (BA)	6-5	320	Jr.
LT	73	Donovan Jennings (BA)	6-5	333	Gr.
	71	Derrell Bailey Jr. (TR)	6-6	305	Sr.
QB	17	Byrum Brown	6-3	206	So.
	8	Bryce Archie (TR)	6-3	212	So.
	13	Israel Carter	6-1	190	Fr.
RB	5	Nay'Quan Wright (TR)	5-9	204	Gr.
	2	Michel Dukes (TR)	5-10	194	Sr.
	3	Kelley Joiner Jr.	5-9	184	Sr.
WR	22	K'Wan Powell	5-9	205	Jr.
	38	Sean Atkins	5-10	172	Gr.
WR	80	JeyQuan Smith	5-10	175	Fr.
	9	Yusuf Terry (TR)	6-3	180	Sr.
WR	7	Michael Brown-Stephens (TR)	6-0	186	Gr.
	88	Tyree Kelly	6-3	195	Fr.

(TR) = TRANSFER

(BA) = NATIVE OF SEVEN-COUNTY TAMPA BAY AREA

SPECIALISTS

POS	#	Name	Ht.	Wt.	CLASS
P	36	Andrew Stokes	6-5	232	Jr.
	31	Pierse Stainton (BA)	6-2	182	So.
PK	39	John Cannon	5-9	176	So.
	41	Brendan Farrell (TR)	6-0	215	Sr.
H	16	Ryan Bolduc (BA)	6-1	203	Jr.
	36	Andrew Stokes	6-5	232	Jr.
LS	50	Bryce Bernard	6-2	220	Sr.
	52	Trey Dubuc	6-2	215	Fr.

RETURNERS

KR	1	Matthew Hill (TR)	6-1	192	Gr.
	12	Jaden Alexis (TR)	6-0	186	Jr.
	2	Michel Dukes (TR)	5-10	194	Sr.
PR	3	Kelley Joiner Jr.	5-9	184	Sr.
	38	Sean Atkins	5-10	170	Gr.
	6	Naiem Simmons (TR)	5-10	182	Jr.

PRONUNCIATIONS
- LISTEN TO PLAYERS PRONOUNCE
THEIR NAMES HERE:



DEFENSE

POS	#	Name	Ht.	Wt.	CLASS
B-BACKER	11	D.J. Harris (TR)	6-2	240	Jr.
	29	Brian Norris	6-2	230	Gr.
NOSE	13	Doug Blue-Eli (TR)	6-2	320	Jr.
	6	Immanuel Hickman (TR)	6-3	296	Sr.
TACKLE	44	Jacquez Williams	6-2	300	So.
	90	Rashad Cheney Jr. (TR)	6-2	285	Sr.
END	14	Michael Williams	6-3	256	So.
	5	Tramel Logan	6-2	249	Sr.
LB	10	Jonathan Ross (TR)	6-3	243	Gr.
	24	Mac Harris	6-0	234	Sr.
LB	8	DJ Gordon IV (BA) (TR)	6-1	228	Sr.
	19	Jamie Pettway (TR)	6-2	235	Sr.
LB	17	Jhalyn Shuler (TR)	6-1	220	Sr.
	55	Andrew Mata'afa (TR)	6-3	225	Gr.
NICKEL	0	Daquan Evans	5-11	190	Gr.
	15	Jayden Curry	5-11	200	Sr.
CB	9	Aamaris Brown-Bunkley (BA) (TR)	5-10	197	Sr.
SAFETY	20	Jameel Sanders (TR)	6-1	196	Jr.
	37	Logan Berryhill	6-4	196	Gr.
SAFETY	25	Chris Townsel	6-2	200	Sr.
	21	Jaelen Stokes	6-1	190	Jr.
SAFETY	7	Will Jones (TR)	5-9	191	Sr.
	33	Timarcus Simpson (BA) (TR)	5-11	190	Gr.
CB	26	Tavin Ward	6-1	192	So.
	2	Braxton Clark (TR)	6-4	196	Gr.
	1	Matthew Hill (TR)	6-1	192	Gr.

PRONUNCIATION CHART

Head Coach Alex GOLESH	goal-ESH
12 JADEN Alexis	JAY-den
54 AMER AMER	AY-mer AY-mer
71 DERRELL Bailey Jr.	duh-RELL
86 Gerard EDIMO	EE-dee-MO
13 Doug BLUE-ELI	BLUE-eh-lie
11 GERRY Bohanon	GARY
16 Ryan BOLDUC	Bowl-DUCK
9 AAMARIS Brown	uh-MAR-iss
1 KHAFRE Brown	CHAH-free
27 TAWFIQ BYARD	tah-FEECK BYE-ard
52 Trey DUBUC	do-BUCK
2 MICHEL Dukes	Michael
0 DAQUAN Evans	duh-KWON or "Dae Dae"
10 KELLEY Joiner	Kelly
75 Andrew KILFOYL	KILL-foil
76 NIKOLO MILOVAC	NICK-oh-la MILL-oh-vits
42 LEWAI Mitchell	LEE-vie
13 TRAMEL Logan	truh-MELL
22 K'WAN Powell	KAY-wahn
53 De Juan SEASE	de-WAHN cease
17 JHALYN SHULER	JAY-lin SHOO-ler
7 NAIEM Simmons	NYE-eem
82 KESHAUN Singleton	KEE-shawn
21 JAYQUAN Smith	JAY-kwon
21 JAELEN Stokes	JAY-len
94 KEEON Terrell	KEY-on
19 YUSUF Terry	YOU-suf
19 JAVOHN Thomas	juh-VAUGHN
26 TAVIN Ward	TAV-in
5 NAY QUAN Wright	NAY-kwon
26 YASIAS Young	yuh-SIGH-iss

CAREER STARTS CHART

OFFENSE							
	2023	'22	'21	'20	'19	'18	CAREER
Donovan Jennings (OL)	7	4	12	7	8	4	42
Sean Atkins (WR)	10	1	3	-	-	-	14
Mike Lofton (OL)	10	3	-	-	-	-	13
Byrum Brown (QB)	10	2	-	-	-	-	12
Kelley Joiner (RB)	-	1	1	7	2	-	11
Khafre Brown (WR)	6	4	-	-	-	-	10
Nay'Duan Wright (RB)	10	-	-	-	-	-	10
Zane Herring (OL)	9	-	-	-	-	-	9
Derek Bowman (OL)	9	-	-	-	-	-	9
Andrew Kilfoyl (OL)	7	-	-	-	-	-	7
RJ Perry (OL)	7	-	-	-	-	-	7
Gerry Bohanon (QB)	-	7	-	-	-	-	7
Naiem Simmons (WR)	7	-	-	-	-	-	7
Weston Wolff (TE)	7	-	-	-	-	-	7
Yusuf Terry (WR)	1	6	-	-	-	-	7
Derrell Bailey (OL)	-	4	-	-	-	-	4
Michael Brown-Stephens	4	-	-	-	-	-	4
Jaden Alexis (WR)	2	-	-	-	-	-	2
Jayson Littlejohn (TE)	2	-	-	-	-	-	2
Cole Skinner (LG)	1	-	-	-	-	-	1
Gunnar Greenwald (TE)	1	-	-	-	-	-	1

DEFENSE							
	2023	'22	'21	'20	'19	'18	CAREER
Daquan Evans (DB)	10	-	11	1	-	-	22
Aamaris Brown (CB)	9	11	-	-	-	-	20
Tramel Logan (DL)	7	8	1	-	-	-	16
Matthew Hill (S)	-	6	10	-	-	-	16
Rashad Cheney (DT)	9	6	-	-	-	-	15
Jason Vaughn (DE)	-	6	8	1	-	-	15
DJ Gordon (LB)	6	8	-	-	-	-	14
Doug Blue-Eli (DT)	10	-	-	-	-	-	10
Jhalyn Shuler (LB)	10	-	-	-	-	-	10
Braxton Clark (CB)	9	-	-	-	-	-	9
T-Mac Simpson	1	8	-	-	-	-	9
Jaalen Stokes (CB)	9	-	-	-	-	-	9
Logan Berryhill (S)	9	-	-	-	-	-	9
Will Jones (S)	1	6	-	-	-	-	7
Jayden Curry (S)	1	6	-	-	-	-	7
Lloyd Summerall (DE)	6	-	-	-	-	-	6
Mac Harris (S)	3	-	-	2	-	-	5
Chris Townsel (DB)	-	-	-	5	-	-	5
D.J. Harris (DE)	4	-	-	-	-	-	4
Jonathan Ross (DE)	3	-	-	-	-	-	3
Tavin Ward (CB)	2	-	-	-	-	-	2
Brian Norris (LB)	-	-	-	1	-	-	1
Andrew Mata'afa (LB)	-	-	-	-	-	-	1

2023 GAME-BY-GAME LEADERS

GAME	RUSHING	PASSING (C-A-YD-INT-TD)	CATCHES	REC YARDS	TACKLES
at WKU	Byrum Brown (160)	Byrum Brown (15-34-166-2-1)	Sean Atkins (5)	Khafre. Brown (95)	3 w/5
vs FAMU	Nay'Duan Wright (55)	Byrum Brown (20-34-197-0-3)	Sean Atkins (5)	Naiem Simmons (59)	DJ Gordon (7)
vs Alabama	Byrum Brown (92)	Byrum Brown (14-28-87-1-0)	Sean Atkins (6)	Sean Atkins (42)	Shuler (11)
vs. Rice	Byrum Brown (82)	Byrum Brown (22-29-435-0-2)	Atkins & Simmons (8)	Simmons (272)	Gordon/Shuler (6)
at Navy	K'Wan Powell (48)	Byrum Brown (26-34-338-0-3)	K. Brown (7)	Atkins (116)	Mata'afa/Stokes (10)
at UAB	Byrum Brown (136)	Byrum Brown (24-34-260-2-2)	Atkins (8)	Atkins (91)	Shuler/Berryhill (10)
vs. FAU	Nay'Duan Wright (106)	Byrum Brown (15-26-179-0-1)	Atkins (7)	Brown-Stephens (98)	Gordon (10)
at UConn	Nay'Duan Wright (186)	Byrum Brown (27-39-203-1-0)	Brown-Stephens (9)	Brown-Stephens (92)	Shuler (8)
at Memphis	Byrum Brown (100)	Byrum Brown (31-39-357-1-5)	Atkins (9)	Atkins (89)	Ross (6)
vs. Temple	Nay' Quan Wright (69)	Byrum Brown (18-26-316-1-1)	Atkins (9)	Atkins (169)	Shuler (9)

2023 FIELD GOALS

Field Goals	fg	pct.	01-19	20-29	30-39	40-49	50-99	lg	blk
John Cannon	8-13	.615	-	1-1	2-4	5-8	-	45	0
OPPONENTS	7-14	.500	-	1-1	1-3	5-10	-	48	0

FG Sequence	USF	Opponents
at WKU	37	41, 42
vs. FAMU	27	27
vs. Alabama	44	30
vs. Rice	31, 40	[30], [40]
at Navy	-	44, [44]
at UAB	-	[32]
vs. FAU	[49]	-
at UConn	[45], 45, [39]	[48]
at Memphis	-	44, [48]
vs. Temple	41, [33], 44, [40]	42, [46]

2023 USF GAME-BY-GAME STARTERS

OFFENSE

GAME	LT	LG	C	RG	RT	TE	QB	HB	WR	WR	WR
at WKU	Jennings	Kilfoyl	Lofton	Herring	Perry	Wolff	B. Brown	Wright	Atkins	Simmons	K. Brown
vs FAMU	Jennings	Kilfoyl	Lofton	Herring	Bowman	Littlejohn	B. Brown	Wright	Atkins	Simmons	K. Brown
vs Alabama	Jennings	Kilfoyl	Lofton	Perry	Bowman	Littlejohn	B. Brown	Wright	Atkins	Simmons	K. Brown
vs Rice	Perry	Kilfoyl	Lofton	Herring	Bowman	Wolff	B. Brown	Wright	Atkins	Simmons	Brown-Stephens
at Navy	Perry	Kilfoyl	Lofton	Herring	Bowman	Greenwald	B. Brown	Wright	Atkins	Simmons	K. Brown
at UAB	Perry	Kilfoyl	Lofton	Herring	Bowman	Wolff	B. Brown	Wright	Atkins	Simmons	K. Brown
vs FAU	Jennings	Perry	Lofton	Herring	Bowman	Wolff	B. Brown	Wright	Atkins	Alexis	Brown-Stephens
at UCONN	Jennings	Perry	Lofton	Herring	Bowman	Wolff	B. Brown	Wright	Atkins	Simmons	Brown-Stephens
at Memphis	Jennings	Kilfoyl	Lofton	Herring	Bowman	Wolff	B. Brown	Wright	Atkins	Brown-Stephens	K. Brown
vs. Temple	Jennings	Skinner	Lofton	Herring	Bowman	Wolff	B. Brown	Wright	Atkins	Alexi	Terry

**Started four wide receivers

***Started two tight ends

DEFENSE

GAME	END	NOSE	TACKLE	B-BACK	LB	LB	CB	NB	SAFETY	SAFETY	CB
at WKU	Logan	Blue-Eli	*Jones	Summerall	Shuler	Gordon IV	Clark	Evans	Berryhill	Stokes	A. Brown
vs FAMU	Logan	Blue-Eli	Cheney	Harris	Shuler	Gordon IV	Clark	Evans	Berryhill	Stokes	A. Brown
vs Alabama	Ross	Blue-Eli	Cheney	Summerall	Shuler	Gordon IV	Clark	Evans	Berryhill	Stokes	A. Brown
vs Rice	Ross	Blue-Eli	Cheney	Summerall	Shuler	Gordon IV	Clark	Evans	Berryhill	Stokes	A. Brown
at Navy	Logan	Blue-Eli	Cheney	Harris	Shuler	Mata'afa	Clark	Evans	Curry	Stokes	A. Brown
at UAB	Logan	Hickman	Cheney	Summerall	Shuler	Gordon IV	Clark	Evans	Curry	Stokes	A. Brown
vs FAU	Logan	Blue-Eli	Cheney	Summerall	Shuler	Gordon IV	Clark	Evans	Berryhill	Stokes	Ward
at UConn	Logan	Blue-Eli	Cheney	Summerall	Shuler	Harris	Clark	Evans	Berryhill	Stokes	A. Brown
at Memphis	Logan	Blue-Eli	Cheney	Harris	Shuler	Harris	Clark	Evans	Berryhill	Simpson	A. Brown
vs. Temple	Ross	Blue-Eli	Cheney	Harris	Shuler	Harris	Ward	Evans	Berryhill	Stokes	A. Brown

* Started Six Defensive Backs

** Started Four Defensive Linemen

TURNOVERS FORCED

TEAM	INT	FUMBLE	DEF TD	TOTAL
USF	9	8	2	17
Opponents	8	9	1	17

USF	OPPONENTS
CAUSED: 17	CAUSED: 17
POINTS OFF TO: 44	POINTS OFF TO: 69
DEFENSIVE TD'S: 1	DEFENSIVE TD'S: 1

USF TURNOVERS FORCED

QT	Play	Ball On	Result
at WKU (0)			

NONE

FAMU (5)

1st.....	FUM by Marcus Riley Rec. by Mac Harris.....	USF 35.....	Touchdown
1st.....	INT of J. Moussa by Logan Berryhill.....	USF 30.....	Downs
1st.....	INT of J. Moussa by Jalen Stokes.....	FAMU 28.....	Field Goal
2nd.....	FUM by Marcus Riley Rec. by D.J. Harris.....	USF 18.....	Half
4th.....	INT of J. Moussa by Logan Berryhill.....	USF 45.....	Punt

ALABAMA (1)

1st.....	FUM by K. McKinstry Rec. by D.J. Harris.....	USF25.....	Field Goal
----------	--	------------	------------

RICE (0)

None

at NAVY (1)

4th.....	FUM forced by Tramel Logan.....	USF28.....	Touchdown
----------	---------------------------------	------------	-----------

at UAB (1)

1st.....	INT of J. Zeno by B. Clark.....	USF16.....	Touchdown
----------	---------------------------------	------------	-----------

FAU (1)

1st.....	INT of D. Richardson by T. Ward.....	USF4.....	Punt
----------	--------------------------------------	-----------	------

at UCONN

1st.....	FUM forced by D. Blue-Eli.....	UCO10.....	Touchdown
2nd.....	INT of T. Roberson by J. Stokes.....	USF39.....	End Half
4th.....	FUM forced by M. Harris.....	Turnover on Downs
4th.....	FUM forced by M. Harris.....	End

at MEMPHIS (0)

None

TEMPLE (4)

1st.....	INT of E.J. Warner by A. Brown.....	TEM10.....	Field Goal
3rd.....	FUM forced by J. Stokes.....	USF37.....	Field Goal Attempt
3rd.....	INT of E.J. Warner by L. Tramel.....	TEM25.....	Touchdown
3rd.....	INT E.J. Warner by A. Brown.....	USF47.....	Punt

at UTSA

--

CHARLOTTE

-

OPPONENT TURNOVERS FORCED

QT	Play	Ball On	Result
at WKU (5)			

1st.....	INT of B. Brown by Desmyn Baker.....	WKU 49.....	Touchdown
4th.....	INT of B. Brown by Aaron Key.....	WKU 4.....	Punt
4th.....	FUM: by B. Brown sacked by JaQuis Evans.....	USF73.....	Touchdown

FAMU (0)

None

ALABAMA (2)

2nd.....	FUM by B. Brown by Dallas Turner.....	USF25.....	Field Goal
4th.....	INT of B. Brown by Malachi Moore.....	ALA 0.....	Touchdown

RICE (1)

3rd.....	FUM by N. Wright by Tyson Flowers.....	RUO.....	Touchdown
----------	--	----------	-----------

at NAVY (3)

1st.....	FUM by S. Atkins on punt.....	USF18.....	Touchdown
2nd.....	FUM by B. Brown by Xavier McDonald.....	USF30.....	Touchdown
4th.....	FUM by W. Woulf by Xavier McDonald.....	USF32.....	Field Goal

at UAB (3)

1st.....	FUM by B. Brown by Keondre Swoops.....	USF25.....	Touchdown
1st.....	INT of B. Brown by Keondre Swoops.....	UAB23.....	Touchdown
4th.....	INT of B. Brown by AD Diamond.....	UAB15.....	End

FAU (2)

1st.....	FUM by J. Alexis by J. Morris.....	FAU16.....	INT
----------	------------------------------------	------------	-----

at UCONN

3rd.....	INT of B. Brown by T. Faumuina-Brown.....	UCONN18.....	Punt
----------	---	--------------	------

at MEMPHIS (2)

1st.....	FUM by B. Brown by M. Chandler.....	USF20.....	Touchdown
3rd.....	INT of B. Brown by S. Blair.....	MEM30.....	Punt

TEMPLE (1)

2nd.....	INT of B. Brown by F. Tywan.....	USF25.....	Punt
----------	----------------------------------	------------	------

at UTSA

--

CHARLOTTE

-

USF DRIVE CHART

	DISPLAYED USF/OPPONENT		FGs		Fumbles	Intercepted	Safety	Punt	Turnover on Downs	End of Half	End of Game	70+ yard Drives	3 and Out
	Possessions	TDs	Made	Missed									
at WKU	15/14	3/4	1/2	0/0	1/0	2/0	0/0	6/6	1/1	0/1	1/0	4/2	6/6
vs. FAMU	14/13	5/3	1/1	0/0	0/1	0/2	0/0	5/4	2/1	0/1	0/1	2/3	2/3
vs. ALABAMA	13/12	0/2	1/1	0/0	1/0	1/0	0/0	5/8	4/0	0/1	1/0	0/0	2/2
vs. RICE	12/11	5/4	2/0	0/2	1/0	0/0	0/0	2/4	0/1	1/0	1/0	4/4	1/2
at Navy	13/15	5/4	0/1	0/0	2/1	0/0	1/0	4/6	1/1	0/1	1/0	3/0	1/5
at UAB	15/15	5/8	0/0	0/0	1/0	2/1	0/0	3/3	3/1	1/0	0/1	2/4	3/1
vs. FAU	13/12	2/7	0/0	1/0	1/0	0/1	0/0	5/2	3/1	0/1	0/1	2/3	4/1
at UCONN	13/14	3/3	1/0	2/1	0/3	1/1	0/0	3/5	3/1	0/1	0/1	3/3	2/3
at Memphis	15/16	7/8	0/1	0/0	1/0	1/0	0/0	3/3	3/1	0/1	0/1	6/5	0/2
vs. Temple	13/13	3/2	1/2	1/2	1/0	3/1	0/0	4/3	0/2	1/0	1/0	2/2	2/2
TOTALS	136/135	37/45	7/8	4/5	9/5	10/6	1/0	43/44	20/10	1/7	5/5	28/26	23/27

USF SCORING DRIVES

QT When ... Score Play..... DRIVE

at WKU (3 TD/ 1 FG)

1st	11:36	TD	B. Brown 6-yard TD RUN	13 plays-75 yards, 3:24
1st	4:28	TD	B. Brown to K. Brown 84-yard TD PASS	5 plays-53 yards, 1:45
2nd	13:31	FG	John Cannon 39-yard FIELD GOAL	13 plays-62 yards, 4:58
3rd	10:11	TD	B. Brown 28-yard TD RUN	8 plays-75 yards, 2:50

FAMU (5 TD/ 1 FG)

1st	10:05	TD	B. Brown to K. Brown 7-yard TD PASS	8 plays-75 yards, 2:16
1st	8:02	TD	B. Brown 8-yard TD RUN	7 plays-17 yards, 1:54
2nd	14:51	FG	J. Cannon 27-yard FIELD GOAL	6 plays-15 yards, 1:13
2nd	00:48	TD	B. Brown to J. Littlejohn 6-yard TD PASS	11 plays-92 yards, 4:09
3rd	00:22	TD	B. Brown 13-yard TD RUN	8 plays-53 yards, 3:17
4th	7:39	TD	B. Brown to N. Simmons 31-yard TD PASS	7 plays-56 yards, 2:19

ALABAMA (0 TD/ 1 FG)

1st	7:08	FG	J. Cannon 44-yard FIELD GOAL	4 plays-4 yards, 1:01
-----	------	----	------------------------------	-----------------------

RICE (5 TD/ 2 FG)

1st	7:22	FG	J. Cannon 31-yard FIELD GOAL	12 plays-62 yards, 4:49
2nd	14:07	FG	J. Cannon 40-yard FIELD GOAL	8 plays-53 yards, 3:21
2nd	1:35	TD	K. Powell 26-yard TD RUN	6 plays-78 yards, 2:35
3rd	13:54	TD	B. Brown 1-yard TD RUN	4 plays-75 yards, 1:06
3rd	2:07	TD	B. Brown to N. Simmons 49-yard TD PASS	2 plays-55 yards, 0:25
4th	13:22	TD	B. Brown to S. Atkins 8-yard TD PASS	5 plays-75 yards, 1:38
4th	8:52	TD	N. Wright 1-yard TD RUN	9 plays-57 yards, 2:57

at Navy (5 TD/ -- FG)

1st	5:40	TD	B. Brown to S. Atkins 1-yard TD PASS	8 plays-70 yards, 3:14
2nd	12:09	TD	N. Wright 10-yard TD RUN	10 plays-67 yards, 3:10
2nd	8:20	TD	B. Brown to S. Atkins 88-yard TD PASS	2 plays-88 yards, 0:39
3rd	4:22	TD	B. Brown to M. Brown-Stephens 15-yard TD PASS	8 plays-67 yards, 2:52
4th	7:45	TD	M. Dukes 11-yard TD Rush	9 plays-74 yards, 3:13

at UAB (5 TD/ -- FG)

1st	13:35	TD	B. Brown 60-yard TD RUN	4 plays-70 yards, 1:14
1st	0:00	TD	B. Brown 14-yard TD RUN	8 plays, 60-yards, 2:57
3rd	5:44	TD	M. Dukes 1-yard TD RUN	7 plays, 41-yards, 2:14
4rd	11:18	TD	B. Browns to N. Simmons 13-yard TD PASS	6 plays-40 yards, 1:48
4th	5:36	TD	B. Brown to M. Brown-Stephens 2-yard TD PASS	11 plays-80-yards, 4:01

FAU (2 TD/ -- FG)

2nd	9:33	TD	N. Wright 8-yard TD RUN	5 plays-75 yards, 1:26
2nd	0:12	TD	B. Brown to G. Greenwald 2-yard TD PASS	10 plays-76 yards, 2:17

at UCONN (3 TD/ 1 FG)

1st	10:21	TD	N. Wright 1-yard TD RUN	2 plays-10 yards, 0:30
2nd	6:48	FG	J. Cannon 45-yard FG	8 plays-44 yards, 3:08
4th	9:51	TD	B. Brown 6-yard TD RUN	9 plays-75 yards, 2:54
4th	4:02	TD	N. Wright 4-yard TD RUN	9 plays-90 yards, 2:56

at MEMPHIS (7 TD/ -- FG)

1st	8:35	TD	B. Brown to S. Atkins 7-yard TD PASS	7 plays-75 yards, 2:48
2nd	9:34	TD	B. Brown to N. Simmons 29-yard TD PASS	6 plays-74 yards, 2:00
2nd	5:10	TD	N. Wright 1-yard TD RUN	5 plays-83 yards, 1:37
2nd	0:18	TD	B. Brown to J. Littlejohn 2-yard TD PASS	3 plays-9 yards, 0:16
3rd	11:43	TD	B. Brown to J. Alexis 9-yard TD PASS	8 plays-75 yards, 3:07
3rd	6:53	TD	K. Joiner 9-yard TD RUN	7 plays-75 yards, 2:12
4th	0:55	TD	B. Brown to K. Brown 8-yard TD PASS	8 plays-78 yards, 2:19

TEMPLE (2 TD/ 2 FG)

1st	13:14	TD	B. Brown 7-yard TD RUN	5 plays-65 yards, 1:46
1st	7:48	FG	J. Cannon 41-yard FG	8 plays-57 yards, 3:03
1st	3:03	TD	B. Brown to K. Brown 32-yard TD PASS	8 plays-85 yards, 2:59
2nd	0:05	FG	J. Cannon 44-yard FG	12 plays-73 yards, 3:18

at UTSA (-- TD/ -- FG)

CHARLOTTE (-- TD/ -- FG)

SCORING DRIVES OF 75 YDS OR MORE: 19 (19 TD)

SCORING DRIVES 6:00 OR MORE: -- (-- TD, -- FG)

SCORING DRIVES 3:00 OR LESS: 29 (27 TD, 2 FG)

SCORING DRIVES 2:00 OR LESS: 14 (13 TD, 1 FG)

SCORING DRIVES 1:00 OR LESS: 3 (3 TD, --- FG)

LONG DRIVES:

Longest by PLAYS:

13 plays-75-yards, 3:24, B. Brown 6-yard TD RUN, at WKU
13 plays-62 yards, 4:58, John Cannon 39-yard FIELD GOAL, at WKU

Longest by YARDS:

92 yards-11 plays, 4:09, B. Brown to J. Littlejohn 6-yard TD PASS, vs. FAMU

Longest by TIME:

4:58, 13-plays-62 yards, John Cannon 39-yard FIELD GOAL

DEFENSE/SPECIAL TEAMS TOUCHDOWNS:

DEFENSIVE SCORING PLAYS

70-yard fumble return by Tramel Logan at Navy (9/30)
22-yard INT return by Tramel Logan vs. Temple (11.11)

LONGEST DRIVES IN PROGRAM HISTORY:

Longest by PLAYS:

21 plays (75 yards; 5:58, TD) at SMU on 11/23/2013

Longest by YARDS:

99 Yards (13 plays, 5:19, TD) at FIU on 9/20/2008

Longest by TIME:

9:58 (17 plays, 96 yards, TD) at Florida on 9/11/2010

2023 GAME-BY-GAME TEAM STATISTICAL COMPARISON

Opponent	Score	First Downs				Pen	Rushing Number-Yards	Passing		Total Offense Plays-Yards	Return Yards	Turn- Overs
		Total	Rush	Pass	Yards			Comp-Att.-Int				
Western Ky.	24-41	26 / 22	21 / 7	4 / 13	1 / 2	61-374 / 23-129	15-34-2 / 29-50-0	166 / 336	95-540 / 73-465	36 / 97	3 / 0	
Florida A&M	38-24	24 / 24	7 / 3	11 / 15	6 / 6	44-108 / 29-19	22-37-0 / 24-43-3	234 / 374	81-342 / 72-393	74 / 45	0 / 5	
Alabama	3-17	14 / 16	10 / 10	4 / 3	0 / 3	46-177 / 42-203	14-28-1 / 10-23-0	87 / 107	74-264 / 65-310	22 / 21	2 / 1	
Rice	42-29	25 / 19	8 / 2	15 / 16	2 / 1	41-162 / 20-1	22-29-0 / 34-50-0	435 / 491	70-597 / 70-492	16 / 80	1 / 0	
Navy	44-30	24 / 11	11 / 10	10 / 1	3 / 0	44-97 / 48-240	26-34-0 / 5-11-0	338 / 90	78-435 / 59-330	140 / 106	3 / 1	
UAB	35-56	24 / 29	13 / 16	9 / 10	2 / 3	37-211 / 48-253	24-44-2 / 20-29-1	260 / 355	81-471 / 77-608	114 / 7	3 / 1	
Fla. Atlantic	14-56	21 / 27	10 / 11	9 / 15	2 / 1	38-138 / 40-205	20-34-0 / 31-38-1	250 / 382	72-388 / 78-587	0 / 105	1 / 1	
UConn	24-21	24 / 20	12 / 8	10 / 9	2 / 3	49-260 / 32-193	27-39-1 / 19-34-1	203 / 175	88-463 / 66-368	67 / 14	1 / 4	
Memphis	50-59	28 / 26	7 / 8	16 / 17	5 / 1	48-226 / 29-139	31-39-1 / 25-42-0	357 / 441	87-583 / 71-580	115 / 113	2 / 0	
Totals	274-333	210 / 194	99 / 75	88 / 99	23 / 20	408-1753 / 311-1382	201-318-7 / 197-320-6	2330 / 2751	726-4083 / 631-4133	584 / 588	16 / 13	

Opponents	3rd Down Conversion	4th Down Conversion	Time of Possession	TOP Margin	Avg Yds/Rush	Avg Yds/Pass	Avg Yds/Play	Punting Number-Avg	Penalties Number-Yards	Sacks
Western Ky.	8-21 / 6-16	4-5 / 1-2	30:39 / 29:31	01:08	6.1 / 5.6	4.9 / 6.7	5.7 / 6.4	6-48.3 / 6-43.5	11-100.0 / 9-55.0	0 / 5
Florida A&M	8-19 / 4-11	2-4 / 1-2	28:13 / 31:47	-03:34	2.5 / 0.7	6.3 / 8.7	4.2 / 5.5	5-41.4 / 4-40.3	14-114.0 / 12-115.0	4 / 6
Alabama	5-17 / 5-15	2-6 / 0-0	30:26 / 29:34	00:52	3.8 / 4.8	3.1 / 4.7	3.6 / 4.8	5-44.4 / 8-46.1	5-40.0 / 5-35.0	5 / 4
Rice	6-11 / 7-18	0-0 / 4-5	27:33 / 32:27	-04:54	4.0 / 0.1	15.0 / 9.8	8.5 / 7.0	2-36.0 / 4-33.3	9-89.0 / 6-41.0	4 / 3
Navy	6-16 / 3-14	3-4 / 1-2	28:52 / 31:08	-02:16	2.2 / 5.0	9.9 / 8.2	5.6 / 5.6	4-36.3 / 6-45.0	1-12.0 / 8-70.0	1 / 4
UAB	8-17 / 4-12	2-5 / 3-4	26:45 / 33:15	-06:30	5.7 / 5.3	5.9 / 12.2	5.8 / 7.9	3-45.7 / 3-26.3	9-86.0 / 11-74.0	2 / 3
Fla. Atlantic	3-15 / 9-16	2-5 / 1-2	23:41 / 33:18	-09:37	3.6 / 5.1	7.4 / 10.1	5.4 / 7.5	5-42.6 / 2-51.0	5-40.0 / 4-40.0	0 / 6
UConn	9-19 / 5-13	0-3 / 0-1	30:10 / 29:50	00:20	5.3 / 6.0	5.2 / 5.1	5.3 / 5.6	3-46.7 / 5-45.2	7-72.0 / 4-31.0	1 / 1
Memphis	3-12 / 4-11	1-4 / 1-2	31:10 / 28:44	02:26	4.7 / 4.8	9.2 / 10.5	6.7 / 8.2	3-34.0 / 3-30.0	7-55.0 / 7-72.0	2 / 0
Totals	56-147 / 47-126	16-36 / 12-20	257:29 / 279:34	-22:05	4.3 / 4.4	7.3 / 8.6	5.6 / 6.5	36-42.4 / 41-41.2	68-608.0 / 66-533.0	19 / 32

Note: Game totals are displayed in the format TEAM/OPPONENT for each category

USF EXPLOSIVE PLAYS (15+ YARDS)

RUSHING	15-19	20-29	30-39	40-49	50-59	60-69	70-79	80-89	90-99	TOTAL
Byrum Brown	7	8	2	-	-	1	-	-	-	18
Michel Dukes	1	2	1	-	-	-	-	-	-	4
Nay Quan Wright	3	3	1	3	-	-	-	-	-	10
K'Wan Powell	-	3	-	-	-	-	-	-	-	3
Sean Atkins	-	1	-	-	-	-	-	-	-	1
TOTALS	11	17	4	3	-	1	-	-	-	36

RECEIVING	15-19	20-29	30-39	40-49	50-59	60-69	70-79	80-89	90-99	TOTAL
Khafre Brown	2	3	-	-	1	-	-	2	-	8
Sean Atkins	9	7	1	1	-	-	-	-	-	18
Michel Dukes	-	-	1	-	-	-	-	-	-	1
Naiem Simmons	1	1	2	3	3	-	-	-	-	10
Jaden Alexis	3	-	1	1	-	-	-	-	-	5
Michael Brown-Stephens	5	4	2	-	-	-	-	-	-	11
Weston Wolff	1	1	-	-	-	-	-	-	-	2
Kelley Joiner	-	1	-	-	-	-	-	-	-	1
Yusuf Terry	-	-	-	1	-	-	-	-	-	1
TOTALS	21	17	7	6	4	-	-	2	-	57

PASSING	15-19	20-29	30-39	40-49	50-59	60-69	70-79	80-89	90-99	TOTAL
Byrum Brown	21	17	6	6	4	-	-	2	-	56
Sean Atkins	-	-	1	-	-	-	-	-	-	1
TOTALS	21	17	7	6	4	-	-	2	-	57

USF EXPLOSIVE PLAYS (15+ YARDS)

EXPLOSIVE PLAY BREAKDOWN

USF TOTAL (Pass/Run): 96 (58 pass, 38 run)
USF GAME HIGH: 13 VS. TEMPLE & AT MEMPHIS
OPP. GAME HIGH: 17 vs. FAU
USF

Long PASS: 88 (TD) B. Brown to S. Atkins at Navy
Long RUN: 60 (TD), B. Brown at UAB
Long PUNT RETURN: 12, Sean Atkins at UConn
Long KICKOFF RETURN 56, Matt Hill at UAB
Long INT RETURN: 35, Braxton Clark, at UAB
OPPONENT

Long Pass: 80, JT Daniels to Dean Connors vs. Rice
Long Run: 48, R. Williams at USF
Long Def: 27, strip sack return JaQués Evans at WKU

LENGTH QT TYPE PLAYER OPP

AT WKU (USF 9 / WKU 11)

84 (TD)	1st	PASS	B. Brown to K. Brown	at WKU
37	3rd	RUN	B. Brown	at WKU
28 (TD)	3rd	RUN	B. Brown	at WKU
23	1st	RUN	Dukes	at WKU
22	1st	RUN	Dukes	at WKU
20	1st	RUN	Wright	at WKU
20	4th	RUN	Powell	at WKU
18	4th	RUN	B. Brown	at WKU
15	1st	RUN	B. Brown	at WKU

FAMU (USF 7 / FAMU 9)

39	2nd	PASS	S. Atkins to M. Dukes	vs. FAMU
31 (TD)	4th	PASS	B. Brown to N. Simmons	vs. FAMU
28	1st	RUN	N. Wright	vs. FAMU
22	4th	PASS	B. Brown to S. Atkins	vs. FAMU
22	1st	RUN	N. Wright	vs. FAMU
18	1st	PASS	B. Brown to S. Atkins	vs. FAMU
16	2nd	PASS	B. Brown to N. Simmons	vs. FAMU

ALABAMA (USF 7 / ALABAMA 5)

31	3rd	RUN	B. Brown	vs. ALABAMA
19	1st	RUN	B. Brown	vs. ALABAMA
16	3rd	RUN	B. Brown	vs. ALABAMA
15	3rd	RUN	B. Brown	vs. ALABAMA
15	4th	PASS	B. Brown to S. Atkins	vs. ALABAMA

RICE (USF 12 / RICE 11)

59	3rd	PASS	B. Brown to K. Brown	vs. RICE
53	2nd	PASS	B. Brown to N. Simmons	vs. RICE
52	4th	PASS	B. Brown to N. Simmons	vs. RICE
51	3rd	PASS	B. Brown to N. Simmons	vs. RICE
49 (TD)	3rd	PASS	B. Brown to N. Simmons	vs. RICE
43	3rd	PASS	B. Brown to N. Simmons	vs. RICE
29	1st	RUN	B. Brown	vs. RICE
26 (TD)	2nd	RUN	K. Powell	vs. RICE
21	4th	RUN	B. Brown	vs. RICE
20	1st	PASS	B. Brown to S. Atkins	vs. RICE
19	3rd	RUN	B. Brown	vs. RICE
18	4th	RUN	B. Brown	vs. RICE

AT NAVY (USF 6 / NAVY 7)

88 (TD)	1st	PASS	B. Brown to K. Brown	at Navy
35	3rd	PASS	B. Brown to J. Alexis	at Navy
29	1st	PASS	B. Brown to K. Brown	at Navy
22	1st	PASS	B. Brown to S. Atkins	at Navy
19	1st	PASS	B. Brown to M. Brown-Stephens	at Navy
15 (TD)	3rd	PASS	B. Brown to M. Brown-Stephens	at Navy

AT UAB (USF 9 / UAB 11)

60 (TD)	1st	RUN	B. Brown	at UAB
40	4th	PASS	B. Brown to J. Alexis	at UAB
37	1st	PASS	B. Brown to S. Atkins	at UAB
27	3rd	RUN	K. Powell	at UAB
25	2nd	PASS	B. Brown to K. Brown	at UAB
25	3rd	PASS	B. Brown to K. Brown	at UAB
23	3rd	RUN	B. Brown	at UAB
20	4th	PASS	B. Brown to M. Brown-Stephens	at UAB
15	1st	PASS	B. Brown to B. Brown	at UAB

FAU (USF 11 / FAU 17)

41	Q2	RUN	N. Wright	vs. FAU
38	Q1	PASS	B. Brown to M. Brown Stephens	vs. FAU
34	Q4	PASS	B. Brown to N. Simmons	vs. FAU
32	Q1	PASS	B. Brown to M. Brown Stephens	vs. FAU
27	Q2	PASS	B. Brown to M. Brown Stephens	vs. FAU
26	Q2	PASS	B. Brown to S. Atkins	vs. FAU
20	Q4	RUN	B. Brown	vs. FAU
18	Q4	PASS	B. Brown to S. Atkins	vs. FAU
16	Q1	PASS	B. Brown to J. Alexis	vs. FAU
15	Q2	PASS	B. Brown to S. Atkins	vs. FAU
15	Q2	RUN	N. Wright	vs. FAU

AT UCONN (USF 9/UCONN 9)

47	Q4	RUN	N. Wright	at UCONN
41	Q2	RUN	N. Wright	at UCONN
30	Q2	RUN	N. Wright	at UCONN
22	Q2	RUN	B. Brown	at UCONN
18	Q2	PASS	B. Brown to M. Brown-Stephens	at UCONN
18	Q4	PASS	B. Brown to M. Brown-Stephens	at UCONN
17	Q4	PASS	B. Brown to W. Wolff	at UCONN
17	Q4	PASS	B. Brown to M. Brown-Stephens	at UCONN
16	Q4	PASS	B. Brown to S. Atkins	at UCONN

AT MEMPHIS (USF 13/MEMPHIS 14)

44	Q2	PASS	B. Brown to N. Simmons	at MEMPHIS
30	Q4	RUN	M. Dukes	at MEMPHIS
29 (TD)	Q2	PASS	B. Brown to N. Simmons	at MEMPHIS
29	Q2	PASS	B. Brown to M. Brown-Stephens	at MEMPHIS
28	Q3	RUN	B. Brown	at MEMPHIS
24	Q1	RUN	B. Brown	at MEMPHIS
22	Q2	PASS	B. Brown to S. Atkins	at MEMPHIS
21	Q3	PASS	B. Brown to M. Brown-Stephens	at MEMPHIS
21	Q3	PASS	B. Brown to K. Joiner	at MEMPHIS
20	Q1	PASS	B. Brown to W. Wolff	at MEMPHIS
20	Q1	RUN	S. Atkins	at MEMPHIS
19	Q3	PASS	B. Brown to S. Atkins	at MEMPHIS
19	Q3	PASS	B. Brown to K. Brown	at MEMPHIS

TEMPLE (USF 13/TEMPLE 12)

44	Q1	PASS	B. Brown to Y. Terry	vs. TEMPLE
40	Q1	PASS	B. Brown to S. Atkins	vs. TEMPLE
32 (TD)	Q1	PASS	B. Brown to K. Brown	vs. TEMPLE
25	Q3	PASS	B. Brown to S. Atkins	vs. TEMPLE
20	Q2	PASS	B. Brown to S. Atkins	vs. TEMPLE
19	Q2	PASS	B. Brown to S. Atkins	vs. TEMPLE
19	Q4	RUN	N. Wright	vs. TEMPLE
17	Q3	RUN	M. Dukes	vs. TEMPLE
16	Q4	PASS	B. Brown to S. Atkins	vs. TEMPLE
15	Q1	RUN	N. Wright	vs. TEMPLE
15	Q1	PASS	B. Brown to J. Alexis	vs. TEMPLE
15	Q1	PASS	B. Brown to J. Alexis	vs. TEMPLE
15	Q2	PASS	B. Brown to S. Atkins	vs. TEMPLE

AT UTSA (-)

--

CHARLOTTE (-)

--

25-YARD+ EXPLOSIVE PLAYS BY LENGTH

▼ 50 + YARD PLAYS (7) ▼

LENGTH	QT	TYPE	PLAYER	OPP
88 (TD)	1st	PASS	B. Brown to K. Brown	at Navy
84 (TD)	1st	PASS	B. Brown to K. Brown	at WKU
60 (TD)	1st	RUN	B. Brown	at UAB
59	3rd	PASS	B. Brown to K. Brown	vs. RICE
53	2nd	PASS	B. Brown to N. Simmons	vs. RICE
52	4th	PASS	B. Brown to N. Simmons	vs. RICE
51	3rd	PASS	B. Brown to N. Simmons	vs. RICE

▼ 30-50 YARD PLAYS (21) ▼

LENGTH	QT	TYPE	PLAYER	OPP
49 (TD)	3rd	PASS	B. Brown to N. Simmons	vs. RICE
47	Q4	RUN	N. Wright	at UCONN
44	Q1	PASS	B. Brown to Y. Terry	vs. TEMPLE
44	Q2	PASS	B. Brown to N. Simmons	at MEMPHIS
43	3rd	PASS	B. Brown to N. Simmons	vs. RICE
41	Q2	RUN	N. Wright	at UCONN
41	Q2	RUN	N. Wright	vs. FAU
40	Q1	PASS	B. Brown to S. Atkins	vs. TEMPLE
40	4th	PASS	B. Brown to J. Alexis	at UAB
39	2nd	PASS	S. Atkins to M. Dukes	vs. FAMU
38	Q1	PASS	B. Brown to M. Brown Stephens	vs. FAU
37	1st	PASS	B. Brown to S. Atkins	at UAB
37	3rd	RUN	B. Brown	at WKU
35	3rd	PASS	B. Brown to J. Alexis	at Navy
34	Q4	PASS	B. Brown to N. Simmons	vs. FAU
32	Q1	PASS	B. Brown to M. Brown Stephens	vs. FAU
32 (TD)	Q1	PASS	B. Brown to K. Brown	vs. TEMPLE
31 (TD)	4th	PASS	B. Brown to N. Simmons	vs. FAMU
31	3rd	RUN	B. Brown	vs. ALABAMA
30	Q4	RUN	M. Dukes	at MEMPHIS
30	Q2	RUN	N. Wright	at UCONN

▼ LONG PLAYS FOR TOUCHDOWNS (10)

88 (TD)	1st	PASS	B. Brown to K. Brown	at Navy
84 (TD)	1st	PASS	B. Brown to K. Brown	at WKU
60 (TD)	1st	RUN	B. Brown	at UAB
49 (TD)	3rd	PASS	B. Brown to N. Simmons	vs. RICE
32 (TD)	Q1	PASS	B. Brown to K. Brown	vs. TEMPLE
31 (TD)	4th	PASS	B. Brown to N. Simmons	vs. FAMU
29 (TD)	Q2	PASS	B. Brown to N. Simmons	at MEMPHIS
28 (TD)	3rd	RUN	B. Brown	at WKU
26 (TD)	2nd	RUN	K. Powell	vs. RICE
15 (TD)	3rd	PASS	B. Brown to M. Brown-Stephens	at Navy

GAME HIGH 15+ PLAYS FOR TD: 2 at WKU

2023 GAME-BY-GAME STATISTICS

GAME-BY-GAME PASSING

#17 BYRUM BROWN

	COMP	ATT	INT	PCT	YDS	TD	LG SACK	EFF	TOT: YDS	TD	
at WKU	15	34	2	44.1	166	1	84	5	83.1	342	3
vs. FAMU	20	34	0	58.8	197	3	31	6	136.6	220	5
vs. ALA	14	28	1	50.0	87	0	31	5	69.0	179	0
vs. RICE	22	29	0	76.0	435	2	31	5	224.6	517	3
at NAVY	26	34	0	76.5	338	3	88	4	189.1	311	3
at UAB	24	43	2	55.8	260	2	40	3	112.7	396	4
vs. FAU	15	26	0	57.7	179	1	38	2	128.2	225	1
at UConn	27	39	0	69.2	203	0	18	1	107.8	264	1
at Mem	31	39	1	79.5	357	5	44	0	193.6	457	5
vs. TEMPLE	18	26	1	69.2	316	1	44	6	176.3	302	2

#8 BRYCE ARCHIE

	COMP	ATT	INT	PCT	YDS	TD	LG SACK	EFF	TOT: YDS	TD	
vs. FAMU	1	2	0	50.0	-2	0	-2	0	41.0	-2	0
at UAB	0	1	0	0.0	0	0	-	0	-	0	0
vs. FAU	4	7	0	57.1	44	0	18	4	109.9	24	0
vs. TEMPLE	0	1	0	0.0	0	0	0	0	-	0	0

#39 SEAN ATKINS

	COMP	ATT	INT	PCT	YDS	TD	LG SACK	EFF	TOT: YDS	TD	
vs. FAMU	1	1	0	100.0	39	0	39	0	427.6	39	0
vs. FAU	1	1	0	100.0	27	0	27	0	326.0	-	-

2023 GAME-BY-GAME RUSHING (CARRIES-YARDS-TD)

PLAYER	@WKU	FAMU	ALA	RICE	@NAVY	@UAB	FAU	@UCONN	@MEM	TEM	@UTSA	CHAR
BROWN, Byrum QB	25-160-2	17-23-2	23-92-0	14-82-1	10-(-27)-0	16-136-2	11-46-0	14-61-1	23-100-0	15-(-14)-0		
WRIGHT, Nay'Quan RB	17-111-0	9-37-0	15-62-0	15-32-1	14-45-1	5-11-0	15-106-1	26-186-2	11-31-1	18-69-0		
DUKES, Michel RB	8-64-0	13-40-0	2-6-0	0-0-0	3-15-1	10-30-1	2-11-0	0-0-0	5-40-0	5-40-0		
POWELL, K'Wan RB	11-40-0	4-6-0	4-10-0	9-55-1	11-48-0	5-28-0	3-0-0	9-13-0	0-0-0	0-0-0		
JOINER Jr., Kelley	0-0-0	1-2-0	1-4-0	1-(-3)-0	5-17-0	0-0-0	0-0-0	0-0-0	7-21-1	10-52-0		
ARCHIE, David QB	0-0-0	0-0-0	0-0-0	0-0-0	0-0-0	0-0-0	5-(-20)-0	0-0-0	0-0-0	0-0-0		
GREENWALD, Gunner TE	0-0-0	0-0-0	1-3-0	0-0-0	0-0-0	0-0-0	0-0-0	0-0-0	0-0-0	0-0-0		
ALEXIS, Jaden WR	0-0-0	0-0-0	0-0-0	0-0-0	0-0-0	0-0-0	1-(-2)-0	0-0-0	0-0-0	0-0-0		
ATKINS, Sean WR	0-0-0	0-0-0	0-0-0	0-0-0	0-0-0	1-6-0	1-(-3)-0	0-0-0	2-34-0	0-0-0		
CARTER, Israel QB	0-0-0	0-0-0	0-0-0	0-0-0	0-0-0	0-0-0	0-0-0	0-0-0	0-0-0	1-(-6)-0		

2023 GAME-BY-GAME RECEIVING (CATCHES-YARDS-TD)

PLAYER	@WKU	FAMU	ALA	RICE	@NAVY	@UAB	FAU	@UCONN	@MEM	TEM	@UTSA
ATKINS, Sean WR	5-43-0	5-57-0	6-42-0	8-73-1	4-116-2	8-91-0	7-71-0	8-60-0	9-89-1	9-169-0	
SIMMONS, Naïem WR	1-6-0	3-59-1	3-20-0	8-272-1	5-23-0	2-21-1	2-37-0	4-19-0	2-73-1	1-13-0	
BROWN-STEPHENS, Michael WR	0-0-0	1-6-0	0-0-0	0-0-0	4-48-1	3-27-1	4-98-0	9-92-0	5-73-0	0-0-0	
BROWN, Khafre WR	3-95-1	3-14-1	0-0-0	1-59-0	7-80-0	1-25-0	0-0-0	0-0-0	3-32-1	1-32-1	
ALEXIS, Jaden WR	0-0-0	2-11-0	0-0-0	0-0-0	2-40-0	3-51-0	3-28-0	1-4-0	4-25-1	4-45-0	
WOLFF, Weston TE	1-2-0	0-0-0	2-17-0	3-26-0	2-16-0	0-0-0	1-4-0	2-25-0	1-20-0	0-0-0	
DUKES, Michel RB	1-3-0	1-39-0	1-9-0	0-0-0	0-0-0	2-9-0	0-0-0	0-0-0	3-17-0	0-0-0	
WRIGHT, Nay'Quan RB	2-10-0	1-12-0	0-0-0	1-(-3)-0	1-3-0	0-0-0	1-0-0	1-1-0	1-(-2)-0	1-0-0	
JOINER JR., Kelley RB	1-0-0	2-15-0	1-4-0	0-0-0	0-0-0	0-0-0	0-0-0	0-0-0	1-21-0	0-0-0	
LITTLEJOHN, Jayson TE	0-0-0	3-16-1	0-0-0	0-0-0	0-0-0	1-4-0	0-0-0	1-2-0	1-2-1	0-0-0	
GREENWALD, Gunnar TE	1-7-0	0-0-0	0-0-0	1-8-0	0-0-0	1-0-0	1-2-1	0-0-0	0-0-0	0-0-0	
TERRY, Yusef WR	0-0-0	1-5-0	0-0-0	0-0-0	0-0-0	0-0-0	0-0-0	0-0-0	0-0-0	2-57-0	
POWELL, K'Wan RB	0-0-0	0-0-0	1-(-5)-0	0-0-0	1-12-0	2-17-0	0-0-0	1-3-0	0-0-0	0-0-0	
KELLY, Tyree WR	0-0-0	0-0-0	0-0-0	0-0-0	0-0-0	0-0-0	1-10-0	0-0-0	0-0-0	0-0-0	
BROWN, Byrum QB	0-0-0	0-0-0	0-0-0	0-0-0	0-0-0	1-15-0	0-0-0	0-0-0	0-0-0	0-0-0	
CARTER, Israel QB	0-0-0	0-0-0	0-0-0	0-0-0	0-0-0	0-0-0	0-0-0	0-0-0	1-7-0	0-0-0	

2023 GAME-BY-GAME SACKS

PLAYER	@WKU	FAMU	ALA	RICE	@NAVY	@UAB	FAU	@UCONN	@MEM	TEM	@UTSA	CHAR
EVANS, Daquan DB	0.0	0.0	3.0	0.0	0.0	0.0	0.0	0.0	0.0	0.0		
GORDON, D.J. LB	0.0	0.0	0.0	1.5	0.0	1.0	0.0	0.0	0.0	0.0		
STOKES, Jaelen DB	0.0	0.0	1.0	0.0	0.0	0.0	0.0	0.0	0.0	0.0		
ROSS, Jonathan DE	0.0	1.0	0.0	1.0	0.0	0.0	0.0	0.0	0.0	0.0		
BROWN, Aamaris DB	0.0	1.0	0.0	0.0	0.0	0.0	0.0	0.0	0.0	0.0		
SUMMERALL, Lloyd DE	0.0	0.0	0.0	1.0	0.0	0.0	0.0	0.0	0.0	0.0		
WILLIAMS, Jacquez DL	0.0	1.0	0.0	0.0	0.0	0.0	0.0	0.0	0.0	0.0		
VAUGHN, Jason DE	0.0	1.0	1.0	0.0	0.0	0.0	0.0	0.0	0.0	0.0		
TRAMEL, LOGAN DE	0.0	0.0	0.0	0.5	0.0	0.0	0.0	0.0	1.0	0.0		
SHULER, Jhalyn LB	0.0	0.0	0.0	0.0	0.0	1.0	0.0	1.0	0.0	0.0		
WILLIAMS II, Michael DE	0.0	0.0	0.0	0.0	0.0	0.0	0.0	0.0	1.0	0.0		
MATA'ABA, Andrew LB	0.0	0.0	0.0	0.0	0.5	0.0	0.0	0.0	0.0	0.0		
CHENEY, Rashad DL	0.0	0.0	0.0	0.0	0.5	0.0	0.0	0.0	0.0	0.0		
TOTAL	0.0	4.0	5.0	4.0	1.0	2.0	0.0	1.0	2.0	0.0		

2023 GAME-BY-GAME TACKLES

Player	S-A	Total	WestKy	FAMU	Bama	Rice	Navy	UAB	FAU	UConn	Mem	Temple
Jhalyn Shuler	34-34	68	1-3	2-4	2-9	4-2	2-5	8-2	0-3	5-3	4-0	6-3
Jaelen Stokes	34-18	52	4-1	2-1	3-5	3-2	6-4	4-1	2-0	6-1	1-0	3-3
Daquan Evans	35-11	46	4-1	5-0	4-4	2-1	5-2	1-0	4-2	3-1	4-0	3-0
Logan Berryhill	31-14	45	4-0	3-1	3-4	4-1	DNP	6-4	2-0	3-2	1-0	5-2
DJ Gordon IV	18-22	40	2-3	4-3	1-6	2-4	DNP	3-0	4-6	DNP	-	2-0
Rashad Cheney	10-23	33	DNP	0-4	2-3	0-1	0-3	3-1	0-4	1-2	2-3	2-2
Jonathan Ross	19-13	32	0-1	3-2	0-2	4-1	2-0	2-0	1-2	1-1	4-2	2-2
Aamaris Brown	21-7	28	4-0	3-0	1-3	4-0	2-1	0-1	DNP	3-0	1-0	3-2
Tramel Logan	12-15	27	1-1	1-1	1-2	2-2	1-3	1-2	1-3	1-0	1-0	2-1
Braxton Clark	23-3	26	4-0	2-0	2-1	5-0	2-1	2-0	3-0	2-0	1-1	DNP
Tavin Ward	17-6	23	1-0	1-0	1-0	-	1-0	3-2	5-3	0-1	3-0	2-0
Andrew Mata'afa	10-11	21	3-0	1-1	DNP	-	3-7	2-1	1-2	DNP	-	-
Lloyd Summerall	9-12	21	1-1	0-3	0-4	2-2	DNP	3-1	2-1	-	1-0	DNP
Christopher Townsel	14-6	20	2-0	1-0	-	0-1	2-2	0-1	5-2	1-0	3-0	-
Mac Harris	12-8	20	-	-	0-1	-	-	0-1	1-3	5-2	5-0	1-1
D.J. Harris	10-10	20	1-0	0-1	0-1	0-1	3-1	2-1	0-2	-	2-0	2-3
Jayden Curry	6-8	14	1-1	1-0	-	2-1	1-1	1-3	-	-	0-1	0-1
Immanuel Hickman	6-7	13	DNP	1-1	1-2	0-1	2-0	-	0-1	-	2-0	0-2
Doug Blue-Eli	6-7	13	0-1	-	0-1	2-1	-	-	0-1	3-1	1-1	0-1
Jamie Pettway	5-7	12	-	2-0	0-1	0-1	-	1-1	2-3	-	-	0-1
Michael Williams II	7-4	11	1-1	-	-	1-0	1-2	-	2-1	-	1-0	1-0
Jason Vaughn	5-5	10	2-1	1-0	2-2	0-2	DNP	DNP	DNP	DNP	DNP	DNP
Will Jones II	5-2	7	1-0	1-0	DNP	-	-	1-0	DNP	-	2-1	0-1
Matthew Hill	4-3	7	2-0	-	-	-	-	1-3	1-0	-	-	-
Jacquez Williams	5-1	6	-	1-0	0-1	-	1-0	DNP	DNP	2-0	-	1-0
Dominic Gonnella	4-2	6	2-0	-	-	1-1	DNP	-	0-1	1-0	-	-
Brian Norris	4-1	5	-	DNP	DNP	DNP	2-0	1-0	-	1-0	DNP	0-1
Jarvis Lee	3-0	3	-	-	-	1-0	1-0	-	-	-	1-0	DNP
Timarcus Simpson	3-0	3	-	-	DNP	DNP	-	1-0	-	1-0	1-0	-
Amer Amer	3-0	3	1-0	-	-	-	-	-	1-0	-	1-0	-
Keeon Terrell	2-1	3	DNP	DNP	DNP	DNP	-	1-0	1-1	-	DNP	DNP
Sean Atkins	2-0	2	1-0	-	-	-	-	1-0	-	-	-	-
Bryce Bernard	1-1	2	1-0	-	-	-	-	0-1	-	-	-	-
De'Juan Sease	1-1	2	-	1-0	DNP	-	DNP	DNP	0-1	DNP	DNP	DNP
Byrum Brown	1-0	1	1-0	-	-	-	-	-	-	-	-	-
Rico Watson III	1-0	1	DNP	1-0	DNP	DNP	DNP	DNP	DNP	DNP	DNP	DNP
Jameel Sanders	0-1	1	-	DNP	DNP	-	DNP	DNP	-	DNP	0-1	-
Christian Helms	0-1	1	-	DNP	DNP	0-1	-	-	-	-	-	-

2023 GAME-BY-GAME TFL

PLAYER	TOTAL	@WKU	FAMU	ALA	RICE	@NAVY	@UAB	FAU	@UCONN	@MEM	TEM	UTSA	CHAR
EVANS, Daquan CB	11.0	2.0	2.0	4.0	1.0	0.0	0.0	1.0	0.0	0.0	1.0		
GORDON, DJ LB	6.5	1.0	2.5	0.0	2.0	0.0	1.0	0.0	0.0	0.0	0.0		
ROSS, Jonathan DE	6.0	0.0	2.5	0.0	1.5	0.0	1.0	0.0	0.5	0.5	0.0		
CHENEY, Rashad DT	6.5	0.0	0.5	0.5	0.5	0.5	2.5	0.0	0.5	0.5	1.0		
TRAMEL, Logan DE	6.0	0.0	0.0	0.5	1.5	0.0	1.0	0.0	0.0	1.0	2.0		
SUMERALL Lloyd DE	4.0	0.0	0.0	0.5	1.5	0.0	1.0	1.0	0.0	0.0	0.0		
SHULER, Jhalyn LB	4.0	0.0	0.5	0.0	0.5	0.0	2.0	0.0	1.0	0.0	0.0		
STOKES, Jaelen DB	3.5	0.0	0.0	1.0	0.0	0.0	0.0	0.0	2.5	0.0	0.0		
HARRIS, Mac LB	3.0	0.0	0.0	0.0	0.0	0.0	0.5	0.5	1.0	0.0	1.0		
VAUGHN, Jason DE	2.5	0.0	1.0	1.0	0.5	0.0	0.0	0.0	0.0	0.0	0.0		
WILLIAMS II, Michael DE	2.5	0.0	0.0	0.0	0.0	0.0	0.0	1.5	0.0	1.0	0.0		
HICKMAN, Immanuel DL	2.5	0.0	0.0	0.0	0.5	1.0	0.0	0.0	0.0	1.0	0.0		
BROWN, Aamaris DB	2.0	0.0	1.0	0.0	0.0	1.0	0.0	0.0	0.0	0.0	0.0		
HARRIS, D.J. DE	2.0	0.0	0.0	0.5	0.0	1.0	0.0	0.5	0.0	0.0	0.0		
WILLIAMS, Jacquez DL	2.0	0.0	1.0	0.0	0.0	0.0	0.0	0.0	1.0	0.0	0.0		
WARD, Tavin DB	2.0	0.0	0.0	0.0	0.0	0.0	0.5	0.5	0.0	1.0	0.0		
BLUE-ELI, Doug DL	1.5	0.0	0.0	0.0	1.5	0.0	0.0	0.0	0.0	0.0	0.0		
TOWNSEL, Christopher DB	1.0	0.0	0.0	0.0	0.0	1.0	0.0	0.0	0.0	0.0	0.0		
CLARK, Braxton CB	1.0	1.0	0.0	0.0	0.0	0.0	0.0	0.0	0.0	0.0	0.0		
SEASE, De'Juan DT	1.0	0.0	1.0	0.0	0.0	0.0	0.0	0.0	0.0	0.0	0.0		
BERNARD, Bryce LS	1.0	1.0	0.0	0.0	0.0	0.0	0.0	0.0	0.0	0.0	0.0		
HILL, Matthew DB	1.0	0.0	0.0	0.0	0.0	0.0	0.0	1.0	0.0	0.0	0.0		
PETTWAY, Jamie LB	1.0	0.0	0.0	0.0	0.0	0.0	0.0	1.0	0.0	0.0	0.0		
MATA'afa, Andrew LB	0.5	0.0	0.0	0.0	0.0	0.5	0.0	0.0	0.0	0.0	0.0		
CURRY, Jayden LB	0.5	0.0	0.0	0.0	0.0	0.0	0.5	0.0	0.0	0.0	0.0		
BERRYHILL, Logan DB	0.5	0.0	0.0	0.0	0.0	0.0	0.0	0.0	0.5	0.0	0.0		
TOTAL	75.0	5.0	12.0	8.0	11.0	5.0	10.0	7.0	7.0	5.0	5.0		

NCAA/CONFERENCE RANKINGS - TEAM

Statistic	National Conference		Value	National Leader	Value	Conference	
	Rank	Rank				Leader	Value
3rd Down Conversion Pct (130 ranked)	75	10	0.380	Georgia	0.556	UTSA	0.469
3rd Down Conversion Pct Defense (130 ranked)	37	4	0.353	Utah	0.256	SMU	0.282
4th Down Conversion Pct (130 ranked)	93	12	0.436	Minnesota Georgia	0.857 0.857	Rice	0.722
4th Down Conversion Pct Defense (130 ranked)	117	12	0.667	Western Mich.	0.125	Memphis	0.286
Blocked Kicks (47 ranked)	47	3	1	Illinois	5	Charlotte Rice	2 2
Blocked Kicks Allowed (130 ranked)	1	1	0	46 teams tied	0	6 teams tied	0
Blocked Punts (15 ranked)	15	2	1	Pittsburgh	3	Charlotte	2
Blocked Punts Allowed (129 ranked)	1	1	0	77 teams tied	0	8 teams tied	0
Completion Percentage (130 ranked)	48	5	0.633	Oregon	0.779	UAB	0.724
Defensive TDs (50 ranked)	18	4	2	8 teams tied	4	East Carolina Memphis SMU	3 3 3
Fewest Penalties (130 ranked)	120	14	78	Michigan	30	Fla. Atlantic	36
Fewest Penalties Per Game (130 ranked)	121	14	7.80	Michigan	3.00	Fla. Atlantic	3.60
Fewest Penalty Yards (130 ranked)	118	14	678	Michigan	258	Fla. Atlantic Temple	345 345
Fewest Penalty Yards Per Game (130 ranked)	119	14	67.80	Michigan	25.80	Fla. Atlantic Temple	34.50 34.50
First Downs Defense (130 ranked)	104	11	218	Michigan	119	SMU	163
First Downs Offense (130 ranked)	15	3	237	Oregon	268	SMU	247
Fumbles Lost (130 ranked)	113	14	9	Fresno St.	0	East Carolina Fla. Atlantic	2 2
Fumbles Recovered (128 ranked)	15	4	8	California	12	Navy	11
Kickoff Return Defense (130 ranked)	51	6	18.46	North Texas	9.75	North Texas	9.75
Kickoff Returns (130 ranked)	90	10	18.47	Rutgers	36.67	Tulane	28.44
Net Punting (130 ranked)	47	4	39.69	Iowa	44.50	Tulane	41.83
Passes Had Intercepted (130 ranked)	57	4	8	Penn St.	1	Navy	3
Passes Intercepted (128 ranked)	46	3	9	Oklahoma Liberty	17 17	Tulane	11
Passing Offense (130 ranked)	37	7	264.6	Washington	378.0	Memphis	296.5
Passing Yards Allowed (130 ranked)	129	14	303.1	Michigan	134.6	SMU	173.8
Passing Yards per Completion (130 ranked)	68	8	12.08	Air Force	21.20	SMU	14.38
Punt Return Defense (130 ranked)	100	11	11.12	Louisiana	-1.67	Tulane	3.83
Punt Returns (130 ranked)	92	12	6.07	Kansas	26.50	Fla. Atlantic	21.00
Red Zone Defense (130 ranked)	81	10	0.850	Michigan	0.571	Navy	0.654
Red Zone Offense (130 ranked)	122	11	0.727	Missouri	0.977	North Texas	0.923
Rushing Defense (130 ranked)	65	7	149.1	UCLA	70.8	Tulane	82.3
Rushing Offense (130 ranked)	26	2	188.8	Liberty	278.0	Navy	205.4
Sacks Allowed (130 ranked)	123	14	3.80	Oregon	0.40	SMU	1.20
Scoring Defense (130 ranked)	124	12	35.6	Michigan	7.5	SMU	16.4
Scoring Offense (130 ranked)	49	6	29.9	Oregon	46.3	SMU	40.5
Tackles for Loss Allowed (130 ranked)	129	13	8.20	Liberty	2.60	SMU	3.60
Team Passing Efficiency (130 ranked)	52	7	140.08	LSU	189.36	Tulane	156.49
Team Passing Efficiency Defense (130 ranked)	110	12	147.17	Ohio St.	93.06	SMU	115.84
Team Sacks (130 ranked)	81	7	1.90	Texas A&M	3.90	UTSA	3.80
Team Tackles for Loss (130 ranked)	11	3	7.5	Texas A&M	8.8	Fla. Atlantic	8.0
Time of Possession (130 ranked)	90	10	28:58	Liberty	33:48	Charlotte	32:42
Total Defense (130 ranked)	126	13	452.2	Michigan	232.1	SMU	290.8
Total Offense (130 ranked)	18	3	453.4	LSU	560.2	SMU	473.2
Turnover Margin (130 ranked)	65	6	0.00	Penn St.	1.50	Navy	1.33
Turnovers Gained (130 ranked)	32	4	17	Bowling Green	24	Memphis Navy	19 19
Turnovers Lost (130 ranked)	98	10	17	Oregon	4	Navy	7
Winning Percentage (129 ranked)	59	5	0.500	6 teams tied	1.000	Tulane	0.900

NCAA/CONFERENCE RANKINGS - INDIVIDUAL

Statistic	Player	National Rank	Conference Rank	Value	National Leader	Value	Conference Leader	Value
All Purpose (200 ranked)	Sean Atkins Nay'Quan Wright	97 187	6 17	90.80 71.30	Ashton Jeanty, Boise St.	164.62	LaJohntay Wester, Fla. Atlantic	138.40
Blocked Kicks (3 ranked)					Rasheem Biles, Pittsburgh JerZhan Newton, Illinois	3 3	Peyton Stevenson, Rice Reid Williford, Charlotte	2 2
Combined Kick Returns (199 ranked)	Matthew Hill	116	15	187	Jacob De Jesus, UNLV	801	Kaylon Horton, North Texas	562
Completion Percentage (108 ranked)	Byrum Brown	43	5	0.639	Bo Nix, Oregon	0.777	Jacob Zeno, UAB	0.748
Completions Per Game (100 ranked)	Byrum Brown	25	5	21.20	Shedeur Sanders, Colorado	29.20	Jacob Zeno, UAB	27.00
Field Goal Percentage (114 ranked)	John Cannon	101	8	0.615	Graham Nicholson, Miami (OH) Mason Shipley, Texas St. Alex McPherson, Auburn	1.000 1.000 1.000	Chase Meyer, Tulsa	0.933
Field Goals Per Game (135 ranked)	John Cannon	101	9	0.80	Noah Burnette, North Carolina	2.25	Andrew Conrad, East Carolina	1.60
Forced Fumbles (29 ranked)					Isaac Walker, Ga. Southern	0.50	Xavier MCDONALD, Navy	0.33
Fumbles Recovered (86 ranked)	Mac Harris D.J. Harris Daquan Evans Tramel Logan Jaelen Stokes	3 12 86 86 86	1 3 13 13 13	1 3 1 1 1	Isaac Walker, Ga. Southern Drue Watts, Nevada	4 4	Mac Harris, South Fla. Luke Pirris, Navy	3 3
Interceptions Per Game (120 ranked)	Logan Berryhill Aamaris Brown Jaelen Stokes	95 95 120	8 8 12	0.2 0.2 0.2	Xavier Watts, Notre Dame	0.7	Rayuan Lane, Navy	0.4
Kickoff Return TDs (3 ranked)					Matthew Golden, Houston Jayden Harrison, Marshall	2 2	Shedro Louis, Tulane Sam Martin, Temple	1 1
Kickoff Returns (61 ranked)					Jayden Harrison, Marshall	32.5	Shedro Louis, Tulane	31.5
Passes Defended (17 ranked)					Beanie Bishop Jr., West Virginia	2.3	Rayuan Lane, Navy	1.2
Passing Efficiency (108 ranked)	Byrum Brown	49	7	141.1	Jayden Daniels, LSU	202.1	Michael Pratt, Tulane	167.1
Passing TDs (142 ranked)	Byrum Brown	32	6	18	Jayden Daniels, LSU	30	Chandler Rogers, North Texas Preston Stone, SMU	23 23
Passing Yards (130 ranked)	Byrum Brown	29	5	2,538	Michael Penix Jr., Washington	3,533	Seth Herigan, Memphis	2,864
Passing Yards Per Game (130 ranked)	Byrum Brown	34	7	253.8	Michael Penix Jr., Washington	353.3	E.J. Warner, Temple	302.9
Passing Yards per Completion (108 ranked)	Byrum Brown	59	6	11.97	Kaidon Salter, Liberty	17.20	Preston Stone, SMU	14.63
Points Responsible For (200 ranked)	Byrum Brown	14	1	166	Caleb Williams, Southern California	244	Byrum Brown, South Fla.	166
Points Responsible For Per Game (200 ranked)	Byrum Brown	14	1	16.6	Jayden Daniels, LSU	23.0	Byrum Brown, South Fla.	16.6
Punt Return TDs (2 ranked)					Daequan Hardy, Penn St.	2	6 players tied	1
Punt Returns (53 ranked)	Sean Atkins	50	7	4.5	LaJohntay Wester, Fla. Atlantic	22.4	LaJohntay Wester, Fla. Atlantic	22.4
Punting (86 ranked)	Andrew Stokes	55	6	42.0	James Ferguson-Reynolds, Boise St.	49.7	Grant Gonya, Charlotte	45.1
Receiving TDs (185 ranked)	Sean Atkins Khafe Brown Naiem Simmons	109 109 109	12 12 12	4 4 4	Brian Thomas Jr., LSU	13	Ja'Mori Maclin, North Texas	11
Receiving Yards (200 ranked)	Sean Atkins Naiem Simmons	25 105	3 10	808 543	Malik Nabers, LSU	1,284	LaJohntay Wester, Fla. Atlantic	1,042
Receiving Yards Per Game (200 ranked)	Sean Atkins Naiem Simmons	28 111	3 10	80.8 54.3	Malik Nabers, LSU	128.4	LaJohntay Wester, Fla. Atlantic	104.2
Receptions Per Game (191 ranked)	Sean Atkins	11	2	6.9	LaJohntay Wester, Fla. Atlantic	9.3	LaJohntay Wester, Fla. Atlantic	9.3
Rush Yards Per Carry (143 ranked)	Nay'Quan Wright Byrum Brown	83 120	7 13	4.76 3.92	Jayden Daniels, LSU	8.05	Ayo Adeyi, North Texas	7.01
Rushing TDs (152 ranked)	Byrum Brown Nay'Quan Wright	31 85	2 6	9 6	Blake Corum, Michigan	18	Blake Watson, Memphis	12
Rushing Yards (200 ranked)	Nay'Quan Wright Byrum Brown	65 70	4 6	690 659	Ollie Gordon, Oklahoma St.	1,250	Makhi Hughes, Tulane	1,008
Rushing Yards Per Game (200 ranked)	Nay'Quan Wright Byrum Brown	71 76	7 10	69.0 65.9	Ollie Gordon, Oklahoma St.	125.0	Makhi Hughes, Tulane	100.8
Sacks (139 ranked)					Trey Moore, UTSA	1.40	Trey Moore, UTSA	1.40
Scoring (193 ranked)	John Cannon Byrum Brown	120 145	10 14	6.1 5.6	Noah Burnette, North Carolina	11.5	Collin Rogers, SMU	9.1
Solo Tackles (23 ranked)					Tyrice Knight, UTEP	7.1	Kendarin Ray, Tulsa	5.4
Tackles For Loss (23 ranked)					Laiatu Latu, UCLA	1.8	Trey Moore, UTSA	1.6
Total Interceptions (88 ranked)	Logan Berryhill Aamaris Brown Jaelen Stokes	88 88 88	8 8 8	2 2 2	Xavier Watts, Notre Dame	7	Rayuan Lane, Navy Lance Robinson, Tulane	4 4
Total Offense (200 ranked)	Byrum Brown Nay'Quan Wright	7 190	1 23	319.7 69.0	Jayden Daniels, LSU	408.2	Byrum Brown, South Fla.	319.7
Total Points Scored (145 ranked)	John Cannon Byrum Brown	109 138	10 14	61 56	Blake Corum, Michigan	108	Collin Rogers, SMU	91
Total Tackles (490 ranked)	Jhalyn Shuler Jaelen Stokes Logan Berryhill DJ Gordon IV Daquan Evans	116 319 351 351 437	12 33 34 34 47	6.8 5.2 5.0 5.0 4.6	Jason Henderson, Old Dominion	15.4	Kendarin Ray, Tulsa	10.0
Total Touchdowns (143 ranked)	Byrum Brown Nay'Quan Wright	50 143	6 12	9 6	Blake Corum, Michigan	18	Blake Watson, Memphis	14
Yards per Pass Attempt (108 ranked)	Byrum Brown	49	7	7.64	Jayden Daniels, LSU	11.59	Michael Pratt, Tulane	9.09
Yards per Reception (200 ranked)	Khafe Brown Naiem Simmons Michael Brown-Stephens	30 36 183	3 6 25	17.74 17.52 13.23	Nic Anderson, Oklahoma	25.67	Lawrence Keys III, Tulane	18.15

WIDE RECEIVERS/TIGHT ENDS

#1 WR KHAFRE BROWN

Receptions..... 7, at Navy (9/30/23)
 Receiving Yards..... 95, at WKU (9/2/23)
 Long Reception..... 84 (TD), at WKU (9/2/23)
 Receiving TDs..... 1, 7X, last vs. Temple (11/11/23)

#6 WR NAEIM SIMMONS

Receptions..... 8, 3X, last vs. Rice (9/23/23)
 Receiving Yards..... 272, vs. Rice (9/23/23)
 Long Reception..... 74 (TD), vs. Delaware State (10/2/21)
 Receiving TDs..... 1, 11X, last at Memphis (11/4/23)

#7 WR MICHAEL BROWN-STEPHENS

Receptions..... 9, at UConn (10/21/23)
 Receiving Yards..... 105, at Purdue (10/2/21)
 Long Reception..... 49, vs. Penn State (10/22/22)
 Receiving TDs..... 1, 4X, last at UAB (10/7/23)

#11 WR YUSUF TERRY

Receptions..... 4, at Louisville (9/24/22)
 Receiving Yards..... 57, vs. Temple (11/11/23)
 Long..... 44, vs. Temple (11/11/23)

#12 WR JADEN ALEXIS

Receptions..... 4, 2X last vs. Temple (11/11/23)
 Receiving Yards..... 51, at UAB (10/7/23)
 Long Reception..... 40, at UAB (10/7/23)
 Long Kick Return..... 25, at UConn (10/21/23)
 Receiving TDs..... 1, at Memphis (11/4/23)

#38 WR SEAN ATKINS

Receptions..... 9, 3X last vs. Temple (11/11/23)
 Receiving Yards..... 169, vs. Temple (11/11/23)
 Long..... 88, at Navy (9/30/23)
 Receiving TD..... 2, at Navy (9/30/23)
 Completions..... 1, vs. Florida A&M (9.9.23)
 Attempts..... 1, vs. Florida A&M (9.9.23)
 Passing Yards..... 39, vs. Florida A&M (9.9.23)
 Long Pass..... 1, vs. Florida A&M (9.9.23)

#80 WR JEYQUAN SMITH

Receptions..... --
 Receiving Yards..... --
 Long Reception..... --
 Receiving TDs..... --

#88 WR TYREE KELLY

Receptions..... 1, vs. FAU (10/14/23)
 Receiving Yards..... 10, vs. FAU (10/14/23)
 Long Reception..... 10, vs. FAU (10/14/23)
 Receiving TDs..... --

#18 TE WESTON WOLFF

Receptions..... 3, vs. Rice (9/23/23)
 Receiving Yards..... 26, vs. Rice (9/23/23)
 Long Reception..... 20, at Memphis (11/4/23)
 Receiving TDs..... -

#80 TE JAYSON LITTLEJOHN

Receptions..... 3, vs. Florida A&M (9/9/23)
 Receiving Yards..... 17, (2X), last at Tulsa (11/18/22)
 Long Reception..... 17, (2X), last at Tulsa (11/18/22)
 Receiving TDs..... 1, 4X last at Memphis (11/4/23)

#87 TE GUNNAR GREENWALD

Receptions..... 2, (2x), last vs. Howard (9/10/22)
 Receiving Yards..... 25, vs. Howard (9/10/22)
 Long Reception..... 16, vs. Howard (9/10/22)
 Receiving TDs..... 1, vs. FAU (10/14/23)
 Kickoff Return Yards..... 15, vs. Florida A&M (9/9/23)

QUARTERBACKS

#11 QB GERRY BOHANON

Completions..... 18 (3x), last vs. ECU (10/1/22)
 Attempts..... 30, vs. Texas (10/30/21)
 Passing Yards..... 336, vs. West Virginia (10/9/21)
 Long Pass..... 91, vs. ECU (10/1/22)
 Passing TDs..... 4, vs. West Virginia (10/9/21)
 Rushes..... 15, at Florida (9/17/22)
 Rushing Yards..... 121, at Cincinnati (10/8/22)
 Long Rush..... 59, at Cincinnati (10/8/22)
 Rushing TDs..... 2, vs. Oklahoma (11/13/21)
 Total Yards..... 346, vs. West Virginia (10/9/21)

#17 QB BYRUM BROWN

Completions..... 31, at Memphis (11/4/23)
 Attempts..... 43, at UAB (10/4/23)
 Passing Yards..... 435, vs. Rice (9/23/23)
 Long Pass..... 88, at Navy (9/30/23)
 Completion %..... 84.0 (21-25), at Tulsa (11/18/22)
 Passing TDs..... 5, at Memphis (11/4/23)
 Rushes..... 25, at WKU (9/2/23)
 Rushing Yards..... 160, at WKU (9/2/23)
 Long Rush..... 60, at UAB (10/4/23)
 Rushing TDs..... 2, 4X, at UAB (10/4/23)
 Total Yards..... 254, vs. Florida A&M (9/9/23)

RUNNING BACKS

#2 RB MICHEL DUKES

Rushes..... 13, vs. Florida A&M (9/9/23)
 Rushing Yards..... 64, at WKU (9/2/23)
 Long Rush..... 30, at Memphis (11/4/23)
 Rushings TDs..... 2, vs. Howard (9/10/22)
 Receptions..... 3, at Memphis (11/4/23)
 Receiving Yards..... 39, vs. Florida A&M (9/9/23)
 Long Reception..... 39, vs. Florida A&M (9/9/23)
 Long Kickoff Return..... 34, vs. ECU (10/1/22)
 Kickoff Return Yards..... 75, vs. ECU (10/1/22)
 Kickoff Return Average..... 31.0, vs. Howard (9/10/22)

#3 RB KELLEY JOINER

Rushes..... 15, at Tulane (11/20/21)
 Rushing Yards..... 126, vs. Temple (10/23/21)
 Long Rush..... 51, vs. SC State (9/14/19)
 Rushings TDs..... 1, (3x), last at Tulane (11/20/21)
 Receptions..... 4, vs. Houston (11/6/21)
 Receiving Yards..... 78, at Memphis (11/7/20)
 Receiving TDs..... 1, at Memphis (11/7/20)
 Long Reception..... 75, at Memphis (11/7/20)
 Long Kickoff Return..... 21, at Navy (9/30/23)

#5 RB NAY'QUAN WRIGHT

Rushes..... 26, at UConn (10/21/23)
 Rushing Yards..... 186, at UConn (10/21/23)
 Long..... 47, at UConn (10/21/23)
 Rushing TD..... 2, at UConn (10/21/23)
 Receptions..... 5, vs. Kentucky (11/28/20)
 Receiving Yards..... 71, vs. Georgia (11/7/20)
 Long Reception..... 51, vs. Vanderbilt (10/9/21)

#23 RB YASIAS YOUNG

Rushes..... 4, 2x, last vs. Temple (10/23/21)
 Rushing Yards..... 22, vs. Temple (10/23/21)
 Long Rush..... 13, vs. Temple (10/23/21)
 Rushings TDs..... 1, vs. FAMU (9/18/21)

#22 RB K'WAN POWELL

Rushes..... 11, 2x last at Navy (9/30/23)
 Rushing Yards..... 55, vs. Rice (9/23/23)
 Long Rush..... 39, at WKU (9/2/23)
 Rushings TDs..... 1, 2x last vs. Rice (9/23/23)
 Receptions..... 2, at UAB (10/4/23)

SPECIALISTS

#39 K JOHN CANNON

Field Goals..... 2, 2X last vs. Temple (11/11/23)
 Long Field Goal..... 45, at UConn (10/21/23)
 Points..... 10, vs. Rice (9/23/23)
 PAT..... 5-of-5, vs. Florida A&M (9/9/23)

#41 K BRENDAN FARRELL

Field Goals..... 3 vs. Old Dominion (9/17/22) at UVA
 Long Field Goal..... 43 at Miami (9/30/21) at UVA
 Points..... 9, vs. Old Dominion (9/17/22) at UVA
 PAT..... 7-of-7, at BYU (10/30/21) at UVA

#36 P ANDREW STOKES

Punts..... 8, at NC State (9/2/21)
 Yards..... 361, at NC State (9/2/21)
 Avg..... 48.3 (6), at WKU (9/2/23)
 Long..... 66, at NC State (9/2/21)
 Inside 20..... 3, 5X, last at WKU (9/2/23)
 Tackles..... 10, at Navy (9/30/23)

DEFENSIVE BACKS

#0 DB DAQUAN EVANS

Tackles	8, (3x), last vs. Alabama (9/16/23)
INT	1, (4X), at Memphis (11/7/20)
QBH	1 vs. Alabama (9/16/23)
PBU	1, (5x), last s. Alabama (9/16/23)
TFL	4.0, last vs. Alabama (9/16/23)
FR	1, vs. Cincinnati (11/12/21)

#1 DB MATTHEW HILL

Tackles	11, at SMU (10/2/21)
TFL	1.0, 2X last vs. FAU (10/14/23)
QBH	1, at Temple (11/5/22)
INT	1, (2x) last at Cincinnati (10/8/22)
PBU	1, (2x), last at ECU (10/28/21)
FF	1, at Louisville (9/24/22)
FR	1, 2X, last at Louisville (9/24/22)

#2 CB BRAXTON CLARK

Tackles	5, vs. Rice (9/23/23)
TFL	1, 2X, last at WKU (9/2/23)
Sacks	-
INT	1, vs. Northern Illinois, 2019
FR	1, vs. Maryland, 2019
PBU	1, vs. Rice (9/23/23)

#7 DB WILL JONES

Tackles	8, vs. UCF (11/26/22)
TFL	1.0, 4X
Sacks	-
INT	1, vs. Arkansas State (9/12/20)
PBU	1, (2x) last at Houston (10/28/22)
FR	-
Blocked Punt	1, vs. Arkansas State (9/12/20)

#9 CB AAMARIS BROWN

Tackles	5, vs. Temple (11/11/23)
TFL	1.0, 2x last at Navy (9/30/23)
INT	2, vs. Temple (11/11/23)
PBU	2, vs. Tulane (10/15/22)
FR	1, at West Virginia (2020)

#15 S JAYDEN CURRY

Tackles	6, 2X, last vs. UCF (11/26/22)
TFL	1.0, vs. East Carolina (10/10/20)
PBU	1, vs. Florida (9/11/21)
FF	1, at ECU (10/28/21)
FR	1, (2x), last vs. ECU (10/1/22)
INT	1, vs. Howard (9/10/22)
QBH	1, vs. Alabama (9/16/23)

#20 S JAMEEL SANDERS

Tackles	1, at Memphis (11/4/23)
INT	-
Sacks	-
TFL	-

#21 S JAELEN STOKES

Tackles	10, at Navy (9/30/23)
Sacks	1.0, 2x, last vs. Alabama (9/16/23)
TFL	1.0, 2x vs. last vs. Alabama (9/16/23)
INT	1, vs. Florida A&M (9/9/23)
QBH	1 vs. Alabama (9/16/23)

#26 CB TAVIN WARD

Tackles	8, vs. FAU (10/14/23)
TFL	1, at Memphis (11/4/23)
INT	1, vs. FAU (10/14/23)
PBU	-

#33 S TIMARCUS SIMPSON

Tackles	9, vs. Tulane (10/15/22)
TFL	1, vs. Howard (9/10/22)
FF	1, at Cincinnati (10/8/22)

#37 S LOGAN BERRYHILL

Tackles	10, at UAB (10/4/23)
TFL	0.5, at UConn (10/21/23)
FF	-
PBU	2, at WKU (9/2/23)
INT	2, vs. Florida A&M (9/9/23)

DEFENSIVE LINE

#3 DT BERNARD GOODEN

Tackles	3, vs. VMI (9/1/22)
TFL	1.5, vs. VMI (9/1/22)
Sacks	0.5, vs. VMI (9/1/22)
FF	-
BPU	-

#4 DE JASON VAUGHN

Tackles	7, vs. SMU (11.12.22)
TFL	3.0, vs. Tulane (10/15/22)
Sacks	3.0, vs. Tulane (10/15/22)
FF	1, at Temple (11/11/23)
BPU	1, at Houston (10/29/22)
QBH	1, 2x last vs. Rice (9/23/23)

#5 DE TRAMEL LOGAN

Tackles	7, vs. SMU (11.12.22)
Sacks	1.0, (3x), last at Memphis (11/4/23)
TFL	2.0, 2x last vs. Temple (11/11/23)
PBU	1, 4x last vs. Rice (9/23/23)
QBH	1, (2x) last at Houston (10/29/22)
INT	1, vs. Temple (11/11/23)

#6 DT IMMANUEL HICKMAN

Tackles	7, (2X), last vs. Charleston Southern (9/25/21)
Sacks	2.0, vs. Charleston Southern (9/25/21)
TFL	3.5, vs. Charleston Southern (9/25/21)

#10 DE JONATHAN ROSS

Tackles	6, at Memphis (11/4/23)
Sacks	1.0, 4X, last vs. Rice (9/23/23)
TFL	2.5, vs. Florida A&M (9/9/23)

#11 DE D.J. HARRIS

Tackles	5, vs. Temple (11/11/23)
Sacks	1.0, vs. Rice (9/18/21)
TFL	1.0, 2x last at Navy (9/30/23)
FF	-

#13 DT DOUG BLUE-ELI

Tackles	4, at UConn (10/21/23)
TFL	1.5, vs. Rice (9/23/23)
Sacks	-
FF	-
FR	-

#14 DT MICHAEL WILLIAMS

Tackles	3, 2X, last vs. FAU (10/14/23)
TFL	1.5 vs. FAU (10/14/23)
Sacks	1, last at Memphis (11/4/23)
FF	-
FR	-
PBR	1, vs. Rice (9/23/23)

#44 DT JACQUEZ WILLIAMS

Tackles	2, at UConn (10/21/23)
Sacks	1.0, vs. Florida A&M (9/9/23)
TFL	1.0, 2X last at UConn (10/21/23)

#90 DT RASHAD CHENEY

Tackles	6, vs. Howard (9/10/22)
TFL	2.5, vs. ECU (10/1/22)
Sacks	-
FF	-

#94 DT KEEON TERRELL

Tackles	2, vs. FAU (10/14/23)
Sacks	1.0, vs. Howard (9/10/22)
TFL	1.0, vs. Howard (9/10/22)

#99 DE LLOYD SUMMERALL

Tackles	4, 3x last at UAB (10/7/23)
TFLs	1.5, vs. Rice (9/23/23)
Sacks	1.0, 2x last vs. Rice (9/23/23)
FR	1, at Texas A&M (11/5/22)
QBH	1, vs. Rice (9/23/23)

LINEBACKERS

#8 LB DJ GORDON IV

Tackles	11, vs. ECU (10/1/22)
TFL	3.0, at Louisville (9/24/22)
Sacks	1.5, vs. Rice (9/23/23)
FF	1, 2X, last at Louisville (9/24/22)
FR	1, at Houston (10/29/22)
QBH	1, vs. ECU (10/1/22)
INT	1, vs. Iowa (2020)

#17 LB JHALYN SHULER

Tackles	11, vs. Alabama (9/16/23)
Sacks	1, 2X last at UConn (10/21/23)
FF	1, vs. Florida A&M (9/9/23)
TFL	1.0, vs. Howard (9/10/22)
QBH	1, vs. Alabama (9/16/23)

#19 LB JAMIE PETTWAY

Tackles	11, vs. WKU (11/26/22)
TFL	1.0, 5X, last at Memphis (11/4/23)
Sacks	1.0, vs. Rice (10/15/22)
FF	1, vs. Florida A&M (9/9/23)
FR	0
INT	0
KR	5, vs. Rice (9/23/23)

#24 LB MAC HARRIS

Tackles	8, at Cincinnati (10/3/20)
TFL	1.0, 3X last vs. Temple (11/11/23)
INT	1, at Cincinnati (10/3/20)
FR	1, vs. Florida A&M (9/9/23)

#29 LB BRIAN NORRIS

Tackles	11, at Cincinnati (10/3/20)
TFL	1, vs. South Carolina State (9/14/19)
Sacks	1.0, vs. South Carolina State (9/14/19)
FF	1, vs. South Carolina State (9/14/19)

#55 LB ANDREW MATA'AFI

Tackles	10, at Navy (9/30/23)
TFL	0.5, 2x last at Navy (9/30/23)
Sacks	0.5, at Navy (9/30/23)
FF	-
FR	-

THE LAST TIME - INDIVIDUAL

	USF	OPPONENT
	RUSHING	
Rushed at least 25 times:	Nay'Quan Wright (26) at UConn 10/21/23	Deneric Prince (26), at Tulsa, 11/18/22
Rushed at least 30 times:	Marlon Mack (31), vs. UConn, 9/19/14	D. Brewer (34), vs. Tulsa, 11/16/17
Rushed for 100 yards:	Byrum Brown (100), at Memphis, 11/3/23	Cam Edwardds (149) at UConn 10/21/23
Multiple players rushed for 100 yards:	Byrum Brown (160) & Nay'Quan Wright (111), at WKU, 9/2/23	Tyler Lavine (112) & Camar Wheaton (112) vs. SMU 11/12/22
Rushed for 150 yards:	Nay'Quan Wright (186) at UConn 10/21/23	Deneric Prince (220), at Tulsa, 11/18/22
Rushed for 200 yards:	Quinton Flowers (210), at Memphis, 11/12/16	Deneric Prince (220), at Tulsa, 11/18/22
Rushed for 300 yards:	Jordan Cronkrite (302), at UMass, 10/6/18	
USF player rushed for 200 yards in consecutive games	Dyral McMillan (258) vs. New Haven, 11/6/99; (221) vs. Hofstra, 11/13/99	
Scored on a run of 50 yards or more:	Byrum Brown (60) at UAB, 10/7/23	John Rhys Plumlee (64), vs. UCF 11/26/22
Scored on a run of 70 yards or more:	Jordan Cronkrite (77, 76), at UMass 10/6/18	E. Saydee (75) at Temple 11/5/22
	PASSING	
Player attempted 60+ passes:	Marquel Blackwell (61), at Memphis, 9/22/01	Troy Mitchell (66), vs. Western Carolina, 8/30/14
Player attempted 50-59 passes:	Matt Grothe (54), vs. Cincinnati, 11/3/07	Austin Reed (50) at WKU, 9/2/23
Player attempted 40-49 passes:	Byrum Brown (43) at UAB, 10/7/23	JT Daniels (40) vs. Rice 9/23/23
Player completed 30-39 passes:	Byrum Brown (31), at Memphis, 11/3/23	Daniel Richardson (31) vs. FAU 10/14/23
Player completed 25-29 passes:	Byrum Brown (27), at UConn 10/21/23	JT Daniels (40) vs. Rice 9/23/23
Player passed for more than 400 yards:	Byrum Brown (435), vs. Rice 9/23/23	JT Daniels (432) vs. Rice 9/23/23
Player passed for more than 300 yards:	Byrum Brown (357), at Memphis, 11/3/23	Daniel Richardson (382) vs. FAU 10/14/23
Player threw five touchdowns:	Byrum Brown (5), at Memphis, 11/3/23	Holton Ahlers (6) vs. ECU 10/1/22
Player threw four touchdowns:	Jordan McCloud (4), vs. UCF, 11/27/20	Jacob Zeno (4) at UAB, 10/7/23
Player threw three touchdowns:	Byrum Brown (3), at Navy 9/30/23	EJ Warner (3) vs. Temple 11/11/23
Player threw a TD of 70 yards or more:	Byrum Brown to Sean Atkins (88), at Navy, 9/30/23	Jacob Zeno (75) at UAB, 10/7/23
Player threw a TD of 60-70 yards or more:	Blake Barnett-Darnell Salomon (66), vs. ECU, 9/22/18	Holton Ahlers (60) vs. ECU 10/1/22
Player threw a TD of 50-60 yards or more:	Quinton Flowers-T. McCants (54), vs. Stony Brook, 9/2/17	Austin Reed to Moussa Barry (51), at WKU 9/2/23
	RECEIVING	
Player caught 10 passes:	Bryce Miller (11), vs. UCF, 11/27/20	LaJohntay Wester (10), vs. FAU 10/14/23
Player had 100 receiving yards:	Sean Atkins (169), vs. Temple, 11/11/23	David Martin-Robinson (102), vs. Temple 11/11/23
USF player with three straight 100-yard games:	Andre Davis (113), vs. SMU, 11/26/13; (110) vs. Memphis, 11/16/13; (134), vs. Houston, 10/31/13	
	TOTAL OFFENSE	
Player had 600-plus yards:	Quinton Flowers (605), at UCF, 11/24/17	
Player had 400-600 yards:	Byrum Brown (457), at Memphis, 11/3/23	Daniel Richardson (404) vs. FAU 10/14/23
QB Had 100+ yards RUSHING & 400+ PASSING:	Quinton Flowers, 102 rush, 503 pass, at UCF, 11/24/17	D'Eriq King, 134 rush, 419 pass, at Houston, 10/27/18
QB had 100+ yards RUSHING & 200-400 PASSING:	Byrum Brown, 100 rush, 357 pass, at Memphis, 11/3/23	Will Worth, 129 rush, 299 pass, vs. Navy, 10/28/16
	DEFENSE	
Player intercepted three or more passes:	J.R. Reed (3), at Memphis, 11/29/03	Bobby McCain (3), vs. Memphis, 11/16/13
Player intercepted two or more passes:	Amaris Brown (2), vs. Temple 11/11/23	Rodney Clemons (2), vs. SMU, 9/28/19
Player recovered two or more fumbles:	Dwayne Boyles (2), vs. UCF 11/26/22	Jacob Martin (2), vs. Temple, 9/21/17
Player recorded four or more sacks:	George Selvie (4), vs. Elon, 9/1/07	Never
Player recorded three sacks:	Daquan Evans (3), vs. Alabama 9/16/23	Landon Woodson (3), vs. UCF, 11/27/20
Player recorded 15 or more tackles:	Dwayne Boyles (15), vs. Tulane 10/15/22	Yvandy Rigby (16) vs. Temple, 11/11/23
Player returned an interception for a touchdown:	Tramel Logan (22) vs. Temple, 11/11/23	Jalen Kimber (39) at Florida 9/17/22
Player returned a fumble for a touchdown:	Tramel Logan (70), at Navy, 9/30/23	JaQués Evans (27), at WKU, 9/2/23
Player recorded 4.0 tackles for loss or more:	Daquan Evans (3), vs. Alabama 9/16/23	Juwuan Johnson (4.0), vs. Northern Illinois, 9/10/16
	PUNTING	
Player recorded four 50-yard punts:	Trent Schneider (4), vs. UCF, 11/23/18	Dane Roy (4), vs. Houston, 10/28/17
Player recorded a 60-yard punt:	Andrew Stokes (60) at UConn 10/21/23	James Burnip (60), vs. Alabama 9/16/23
Player recorded two 60-yard punts:	Andrew Stokes (66 & 61) at NC State, 9/2/21	NEVER
	SCORING	
Player scored at least four touchdowns:	Marlon Mack (4), vs. Western Carolina, 8/30/14	Jermaine Brown Jr. (4 rushing) at UAB, 10/7/23
Player scored at least three touchdowns:	Brian Battie (3) vs. Houston 11/6/21	E. Saydee (3 rush) at Temple 11/5/22
Player caught at least two touchdown passes:	Sean Atkins (2), at Navy, 9/30/23	Nathaniel Dell (2), at Houston, 10/29/22
Player rushed for at least three touchdowns:	Jaren Mangham (3) vs. FAMU 9/18/21	Jermaine Brown Jr. (4 rushing) at UAB, 10/7/23
Player kicked (made) four+ field goals:	Spencer Shrader (4) at Memphis, 11/7/20	C. Price (4) at Temple 11/5/22
Player kicked (made) three+ field goals:	Spencer Shrader (4) at Memphis, 11/7/20	Jake Olroyd, vs. BYU, 10/12/19
Player returned a kickoff for a touchdown:	Jimmy Horn Jr. (89) vs. BYU 9/3/22	Tre Tucker (97), at Cincinnati, 10/3/20
Player returned a punt for a touchdown:	Omarion Dollison (0), vs. The Citadel, 9/12/20	LaJohntay Wester (67), vs. FAU 10/14/23
Player returned an interception for a touchdown:	Antonio Grier (69) vs. Tulsa, 10/16/21	Jalen Kimber (39) at Florida 9/17/22
Player returned a fumble for a touchdown:	Tramel Logan (70), at Navy, 9/30/23	JaQués Evans (27), at WKU, 9/2/23
Player recovered a fumble in the end zone for a touchdown:	Jake Sims, vs. Rutgers, 11/3/10	Jimmy Gaines, vs. Miami, 9/28/13
Player returned (or recovered) a blocked punt for a touchdown:	Andre Davis (11), vs. Florida A&M, 9/17/11	Jordan Botelho, at Notre Dame (9/19/20)
Player returned a blocked field goal attempt for a touchdown:	Nate Godwin (75), vs. Cincinnati, 10/5/13	Rod Davis (61), vs. Southern Miss, 10/25/03
Player scored on a two-point conversion attempt:	Xavier Weaver pass from Sean Atkins, at Florida 9/17/22	Mike Dudek, pass from Jeff George Jr., Illinois, 9/15/17
Player kicked a game-winning field goal	Coby Weiss at Tulsa, 10/12/18 (22 yards with :02 remaining)	Sam Crosa, vs. Cincinnati, 11/16/19 (37 yards with :03 remaining)

THE LAST TIME - TEAM

	USF	OPPONENT
	RUSHING	
Team had 400-499 yards:	421, vs. Temple, 10/23/21	434, at Navy, 10/19/10
Team had 300-399 yards:	374, at WKU, 9/2/23	345, vs. UCF 11/26/22
Team had 200-299 yards:	226, at Memphis, 11/3/23	205, vs. FAU 10/14/23
Had 51-100 yards:	154, at Houston, 10/29/22	103, at Houston, 10/29/22
Had less than 50 yards:	97, at Navy, 9/30/23	1, vs. Rice, 9/23/23
Team had 70 or more attempts:	73, vs. Temple, 10/23/21	89, at Houston, 10/27/18
Team had 60 or more attempts:	61, at WKU, 9/2/23	69, at Navy, 10/31/15
Team had 50-59 attempts:	55, at Tulane, 10/28/17	51, vs. Tulane 10/15/22
Team had fewer than 25 attempts:	23, vs. Wisconsin, 8/30/19	20, vs. Rice, 9/23/23
Team had five or more rushing touchdowns:	6, vs. Howard 9/10/22	5, at Tulsa, 11/18/22
Team had at least three rushing touchdowns:	3, at UConn 10/21/23	3, at Memphis, 11/3/23
Team had 0 rushing touchdowns:	vs. Alabama 9/16/23	vs. Rice, 9/23/23
	PASSING	
Had 500+ yards passing:	503, at UCF, 11/24/17	
Had 400-499 yards passing:	435 vs. Rice, 9/23/23	441, at Memphis, 11/3/23
Had 300-399 yards passing:	357, at Memphis, 11/3/23	382, vs. FAU 10/14/23
Had less than 100 yards passing:	87, vs. Alabama 9/16/23	90, at Navy, 9/30/23
Team had less than 50 yards passing:	44, vs. Memphis, 11/23/19	23, at Navy, 10/19/10
Had 50 or more attempts:	50, vs. Ball State, 9/10/11	50, vs. Rice, 9/23/23
Had 40-49 attempts:	44, at UAB, 10/7/23	42, at Memphis, 11/3/23
Had less than 20 attempts:	19, vs. Memphis, 11/23/19	11, at Navy, 9/30/23
Had less than 10 attempts:	Never (record-low 10 vs. Louisville, 9/24/05)	4, at Navy, 10/19/10
Had 30 or more completions:	31, at Memphis, 11/3/23	31, vs. FAU 10/14/23
Had less than 10 completions:	6, vs. Memphis, 11/23/19	5, at Navy, 9/30/23
Team had less than five completions:	3, at Louisville, 10/22/04	4, vs. The Citadel, 9/12/20
Had five touchdown passes:	at Memphis, 11/3/23	at Memphis, 11/3/23
Had four touchdown passes:	vs. UCF, 11/27/20	at UAB, 10/7/23
Had zero touchdown passes:	vs. Alabama 9/16/23	Alabama 9/16/23
Had five passes intercepted:	at Cincinnati, 10/3/20	at Syracuse, 10/3/09
Had four passes intercepted:	at Cincinnati, 10/3/20 (5)	Temple, 9/21/17
Had three passes intercepted:	at NC State, 9/2/21 (3)	Temple, 11/11/23
Did not throw an interception:	vs. FAU 10/14/23	Navy, 9/30/23
	TOTAL OFFENSE	
Had 700 or more yards:	745, vs. Florida A&M, 9/17/11	Never
Had 600 or more yards:	646, vs. UCF, 11/27/20	608, at UAB, 10/7/23
Had 500 or more yards:	583, at Memphis, 11/3/23	580, at Memphis, 11/3/23
Had 200 yards or less:	158, at Louisville (9/24/22)	182, Florida A&M, 9/5/15
Had 100 yards or less:	Never	85, vs. Temple 9/21/17
Ran 100 or more plays:	101, at San Jose State, 8/26/17	
Ran 90 or more plays:	95, at WKU, 9/2/23	96, vs. ECU, 9/22/18
Ran 85 or more plays:	86, at Memphis, 11/3/23	86, at ECU 10/28/21
Ran 55 or fewer plays:	51, vs. Tulane 10/15/22	48, at Florida 9/17/22
	SCORING	
Scored 80 or more points:	80, vs. Kentucky Wesleyan, 9/6/97	Never
Scored 70-79 points:	70, vs. Florida A&M, 9/17/11	Never
Scored 60-69 points:	61, at ECU 9/30/17 (Road game Record)	Never
Scored 50-59 points:	50, at Memphis, 11/3/23	59, at Memphis, 11/3/23
Scored 40-49 points:	44, at Navy, 9/30/23	41, at WKU, 9/2/23
Scored less than 10 points:	3, vs. Alabama 9/16/23	6, vs. The Citadel, 9/12/20
Failed to score points:	0, at NC State 9/2/21	0, Charleston Southern, 9/19/09
Won by 45 points or more:	48, vs. Florida A&M, 9/5/15	45, at NC State 9/2/21
Won by 30-44 points:	39, vs. SC State, 9/14/19	42, vs. FAU 10/14/23
Won by 20-29 points:	22, vs. Howard	21, at UAB, 10/7/23
Scored on the first drive of the game:	TD, vs. Temple 11/11/23	TD, vs. FAU 10/14/23
Scoring drive of 15 or more plays:	15 (TD), vs. UCF 11/26/22	15 (FG), vs. Tulsa 10/16/21
Recorded a safety:	at Houston, 10/27/18	vs. BYU 9/3/22
Scored on a blocked field goal attempt:	Nate Godwin (75), vs. Cincinnati, 10/5/13	A. Contessa, Stony Brook, 9/2/17
Scored on a blocked PAT attempt:	(Never)	Nate Hobbs, Illinois, 9/15/17
Scored a 2-point conversion	vs. Rice (Atkins to Weaver pass), 9/23/23	Illinois, 9/15/17

THE LAST TIME - TEAM

	USF	OPPONENT
	TURNOVERS	
Team lost five or more turnovers:	(5) at Cincinnati, 10/3/20	(5), vs. FAMU, 9/9/23
Team lost four turnovers:	vs. Cincinnati 11/12/21	(4) at Cincinnati, 10/3/20
Team lost three fumbles:	at Navy, 9/30/23	at ECU 10/28/21
Threw four or more interceptions:	5, at Cincinnati, 10/3/20	(4) vs. Temple, 9/21/17
Team did not commit a turnover:	vs. Rice, 9/23/23	at Memphis, 11/3/23
Team recovered an on-side kick:	at Tulsa, 11/18/22	vs. FAU 10/14/23
Lost a game and did not commit a turnover:	at Houston, 10/29/22	vs. Tulsa, 11/16/17
	DEFENSE	
Team recorded seven sacks:	vs. UConn, 10/15/11	9, vs. Temple, 11/9/19
Team recorded six sacks:	vs. BYU, 10/12/19	6, vs. FAU 10/14/23
Team recorded five sacks:	vs. Alabama 9/16/23	6, vs. FAU 10/14/23
Team recorded 10 or more tackles for loss	10.0, at UAB, 10/7/23	12.0, vs. FAU 10/14/23
Team recorded five or more pass break-ups:	5, at WKU, 9/2/23	6, at WKU, 9/2/23
	SPECIAL TEAMS	
Returned a punt for a touchdown:	vs. The Citadel, 9/12/20	vs. FAU 10/14/23
Returned a blocked punt for a touchdown:	vs. Florida A&M, 9/17/11	at Notre Dame (9/19/20)
Returned a kickoff for a touchdown:	1, vs. BYU 9/3/22	at Cincinnati, 10/3/20
Blocked a punt:	at Memphis, 11/3/23	at Notre Dame (9/19/20)
Punted 10 or more times:	10, at Cincinnati, 11/10/18	10, Temple, 9/21/17
Did not record a punt:	vs. Temple, 10/23/21	vs. SMU 11/12/22
Blocked a field goal:	at BYU, 9/25/21	at Tulane, 10/21/17
Blocked a PAT:	vs. UConn, 10/20/18	vs. FAU 10/14/23
Team recovered an on-side kick:	at Tulsa, 11/18/22	vs. FAU 10/14/23
Made five or more field goals:	5, vs. Temple, 9/21/17	Never
Made four or more field goals:	4, at Memphis, 11/7/20	4, at Temple 11/5/22
	MISCELLANEOUS	
Had 30 or more first downs:	34, vs. Temple, 10/23/21	30, vs. SMU 11/12/22
Had 10 or fewer first downs:	5, vs. Memphis, 11/23/19	6, Temple, 9/21/17
Had 15 or more penalties:	16, Illinois, 9/15/17	15, Illinois, 9/15/17
Had no penalties:	Never	at Tulane 11/20/21
Had 100 or more penalty yards:	115, vs. FAMU, 9/9/23	114, vs. FAMU, 9/9/23
Had less than 25 penalty yards:	12, at Navy 9/30/23	20, vs. SMU 11/12/22
Had 35 minutes or more of possession time:	36:19 at Florida, 9/17/22	36:19, vs. FAU 10/14/23
Had 43 minutes or more of possession time:	44:35, vs. Temple, 10/23/21	

GAME 1: WKU 41, USF 24

L.T. SMITH STADIUM • BOWLING GREEN, KY.

SEPT. 2, 2023 • 3:32 P.M. • CBSSSN

BOWLING GREEN, KY. – The Bulls opened the 2023 USF Football Season presented by Tampa General Hospital, the first under first-time head coach Alex Gotesch, with a hard-fought 41-24 loss at Conference USA preseason favorite Western Kentucky Saturday in Bowling Green, Ky.

The Bulls led 14-7 after the first quarter and tied the game at 24 with 10:11 to play in the third, but saw three turnovers derail an opportunity for the first season-opening win since 2020.

Western Kentucky, a team that won nine games last year and sported the top returning passer and receiver by yards in the FBS from 2022, used a 51-yard touchdown pass, a 42-yard field goal and a scoop and score off a quarterback sack to score the last 17 points and secure the home victory.

USF's fast-tempo offense racked up 540 yards, including 374 and two 100-yard rushers on the ground, but couldn't overcome costly turnovers, including an interception in the endzone after driving to the WKU 4 early in the fourth quarter. Sophomore quarterback Byrum Brown ran for 160 yards and two touchdowns and Florida transfer Nay Quan Wright added a career-best 111 yards on 17 carries. Brown went 15-of-34 for 166 yards and a touchdown through the air, but also tossed two interceptions. Khafre Brown caught an 84-yard touchdown pass and totaled 95 yards on three catches while Sean Atkins had a team-high five catches for 43 yards.

The USF defense showed improvement over last year, forcing six three-and-outs and a turnover on downs against a potent WKU offense that ranked No. 7 nationally last year. Defensive backs Daquan Evans and Jaalen Stokes and linebacker DJ Gordon led the Bulls with five tackles each.

USF opened the Gotesch era in impressive fashion, taking the opening kickoff and using three minutes and 24 seconds to drive 75 yards for a touchdown on Brown's four-yard run.

- 540-465, USF outgained WKU on the day
- 3-0, USF had three turnovers, including one after driving to the WKU 4 and one returned for a touchdown, while WKU did not turn the ball over.
- 374, USF gained 374 yards rushing, the eighth-best total in program history, and had two 100-yard rushers.
- QB Byrum Brown ran 25 times for 160 yards, the fourth-best total by a quarterback in program history. The top three totals are all owned by Quinton Flowers.
- 5

Scoring Summary report
South Fla. vs WKU (Sep 02, 2023)
South Fla. (0-1) vs WKU (1-0)

Date: Sep 02, 2023
Site: Bowling Green, Kentucky
Stadium: Houchens Industries-LT, Smith Stadium
Attendance: 15438

SCORE BY QUARTERS

Team	1st	2nd	3rd	4th	Total
South Fla.	14	3	7	0	24
WKU	7	10	14	10	41

SCORING SUMMARY

Qtr	Time	Scoring Play	V-H
1st	11:36	USF - #17 B. Brown 6 yd rush (#39 J. Cannon kick), 13-75, 03:24	7-0
1st	07:03	WKU - #30 M. Stepp 2 yd rush (#17 L. Carneiro kick), 5-53, 01:45	7-7
1st	04:28	USF - #1 K. Brown 84 yd pass from #17 B. Brown (#39 J. Cannon kick), 2-82, 00:32	14-7
2nd	13:31	USF - #39 J. Cannon 37 yd FG, 13-62, 04:58	17-7
2nd	07:37	WKU - #17 L. Carneiro 41 yd FG, 10-56, 02:10	17-10
2nd	03:04	WKU - #16 A. Reed 16 yd rush (#17 L. Carneiro kick), 9-66, 03:59	17-17
3rd	13:01	WKU - #17 D. Smith 42 yd pass from #16 A. Reed (#17 L. Carneiro kick), 6-75, 01:59	17-24
3rd	10:11	USF - #17 B. Brown 28 yd rush (#39 J. Cannon kick), 8-75, 02:50	24-24
3rd	08:03	WKU - #18 M. Barry 51 yd pass from #16 A. Reed (#17 L. Carneiro kick), 6-82, 02:02	24-31
4th	03:19	WKU - #17 L. Carneiro 42 yd FG, 13-63, 06:26	24-34
4th	02:51	WKU - #3 J. Evans 27 yd fumble return (#17 L. Carneiro kick), 00:28	24-41

SOUTH FLA.

RUSHING	No.	Gain	Loss	Net	TD	Lg	Avg
Byrum Brown	25	189	29	160	2	37	6.4
Nay Quan Wright	17	111	0	111	0	20	6.5
Michel Dukes	8	64	0	64	0	23	8.0
Kwan Powell	11	40	1	39	0	20	3.5
Totals:	61	404	30	374	2	37	6.1

PASSING	C-A-I	Yds	TD	Long	Sack
Byrum Brown	15-34-2	166	1	84	5
Totals:	15-34-2	166	1	84	5

RECEIVING	TAR	No.	Yards	YAC	TD	Long
Sean Atkins	9	5	43	8	0	14
Khafre Brown	5	3	95	52	1	84
Nay Quan Wright	2	2	10	17	0	10
Gunnar Greenwald	1	1	7	2	0	7
Naleem Simmons	5	1	6	6	0	6
Michel Dukes	2	1	3	7	0	3
Weston Wolff	2	1	2	5	0	2
Kelley Joiner	5	1	0	0	0	0
Kwan Powell	1	0	0	0	0	0
Michael Brown-Stephens	1	0	0	0	0	0
Jaden Alexis	1	0	0	0	0	0
Totals:	34	15	166	97	1	84

PUNTING	No.	Yds	Avg	Long	In20	TB
Andrew Stokes	6	290	48.3	54	3	0
Totals:	6	290	48.3	54	3	0

RETURNS	Punt	Kickoff	Intercept						
	No	Yds	Lg	No	Yds	Lg	No	Yds	Lg
Sean Atkins	3	4	3	0	0	0	0	0	0
Michel Dukes	0	0	0	2	32	17	0	0	0
Totals:	3	4	3	2	32	17	0	0	0

FIELD GOALS	Qtr	Time	Dist	Result
John Cannon	2nd	13:31	37	GOOD

WKU

RUSHING	No.	Gain	Loss	Net	TD	Lg	Avg
Devion Ervin-Poindexter	10	45	0	45	0	14	4.5
Austin Reed	3	27	0	27	1	16	9.0
K.D. Hutchinson	1	23	0	23	0	23	23.0
Markese Stepp	4	21	0	21	1	11	5.2
Elijah Young	3	10	0	10	0	5	3.3
L.T. Sanders	2	3	0	3	0	2	1.5
Totals:	23	129	0	129	2	23	5.6

PASSING	C-A-I	Yds	TD	Long	Sack
Austin Reed	29-50-0	336	2	51	0
Totals:	29-50-0	336	2	51	0

RECEIVING	TAR	No.	Yards	YAC	TD	Long
Devion Ervin-Poindexter	11	7	97	80	1	42
Blue Smith	6	5	50	-2	0	19
Malachi Corley	6	4	55	46	0	39
K.D. Hutchinson	5	4	35	21	0	19
Markese Stepp	3	2	18	17	0	23
Easton Messer	2	2	18	18	0	14
Devion Ervin-Poindexter	3	2	1	6	0	3
Moussa Barry	2	1	51	15	1	51
Craig Burt, Jr.	6	1	6	7	0	6
Jimmy Holiday	2	1	5	0	0	5
Trevor Borland	2	0	0	0	0	0
River Helms	1	0	0	0	0	0
L.T. Sanders	1	0	0	0	0	0
Totals:	50	29	336	206	2	51

PUNTING	No.	Yds	Avg	Long	In20	TB
Tom Eillard	6	261	43.5	51	2	0
Totals:	6	261	43.5	51	2	0

RETURNS	Punt	Kickoff	Intercept						
	No	Yds	Lg	No	Yds	Lg	No	Yds	Lg
K.D. Hutchinson	1	0	0	0	0	0	0	0	0
Elijah Young	0	0	4	63	17	0	0	0	0
Desmyn Baker	0	0	0	0	1	8	8	8	8
Aaron Key	0	0	0	0	0	1	0	0	0
Totals:	1	-1	0	4	63	17	2	8	8

FIELD GOALS	Qtr	Time	Dist	Result
Lucas Carmelo	2nd	07:37	41	GOOD

South Fla. vs WKU (Sep 02, 2023)

Site: Bowling Green, Kentucky
Stadium: Houchens Industries-LT, Smith Stadium
Attendance: 15438

FULL GAME	USF	WKU
FIRST DOWNS	26	22
Rushing	21	7
Passing	4	13
Penalty	1	2
NET YARDS RUSHING	374	129
Rushing Attempts	61	23
Average Per Rush	6.1	5.6
Rushing Touchdowns	2	2
Yards Gained Rushing	404	129
Yards Lost Rushing	30	0
NET YARDS PASSING	166	336
Completions-Attempts-Int	15-34-2	29-50-0
Average Per Attempt	4.9	6.7
Average Per Completion	11.1	11.6
Passing Touchdowns	1	2
TOTAL OFFENSE YARDS	540	465
Total offense plays	95	73
Average Gain Per Play	5.7	6.4
Fumbles: Number-Lost	1-1	0-0
Penalties: Number-Yards	11-100	9-65
PUNTS-YARDS	6-290	6-261
Average Yards Per Punt	48.3	43.5
Net Yards Per Punt	48.5	42.8
Inside 20	3	2
50+ Yards	2	1
Touchbacks	0	0
Fair catch	2	2
KICKOFF-YARDS	5-305	8-516
Average Yards Per Kickoff	61.0	64.5
Net Yards Per Kickoff	43.4	41.9
Touchbacks	1	5
Fair Catch Yards	0	24
Punt returns: Number-Yards-TD	3-4-0	1-1-0
Average Per Return	1.3	-1.0
Kickoff returns: Number-Yds-TD	2-32-0	4-63-0
Average Per Return	16.0	15.8
Interceptions: Number-Yds-TD	0-0-0	2-8-0
Fumble Returns: Number-Yds-TD	0-0-0	1-27-1
Miscellaneous Yards	0	0
Possession Time	30:29	29:31
1st Quarter	09:49	05:11
2nd Quarter	05:58	09:02
3rd Quarter	07:59	07:01
4th Quarter	06:43	08:17
Third-Down Conversions	8-21	6-16
Fourth-Down Conversions	4-5	1-2
Red-Zone Scores-Chances	2-4	3-3
Touchdowns	1-4	2-3
Field goals	1-4	1-3
Sacks By: Number-Yards	0-0	5-29
PAT Kicks	3-3	5-5
2PTs Conversions	0-0	0-0
Field Goals	1-1	2-2
Points off Turnover	0	7

SOUTH FLA.

#	Name	Solo	Ast	Total	Sacks-Yds	TFL-Yds	FF	FR-Yds	Int-Yds	BrUp	Bks	QBH
21	Jaalen Stokes	5	0	5	0-0-0	0-0-0	0	0-0	0-0	0	0	0
0	Daquan Evans	4	1	5	0-0-0	2-0-6	0	0-0	0-0	0	0	0
8	DJ Gordon IV	2	3	5	0-0-0	1-0-0	0	0-0	0-0	0	0	0
9	Aamariis Brown	4	0	4	0-0-0	0-0-0	0	0-0	0-0	0	0	0
2	Braxton Clark	4	0	4	0-0-0	1-0-2	0	0-0	0-0	0	0	0
37	Logan Berryhill	4	0	4	0-0-0	0-0-0	0	0-0	0-0	2	0	0
17	Jhalyn Shuler	1	3	4	0-0-0	0-0-0	0	0-0	0-0	0	0	0
55	Andrew Mataafa	3	0	3	0-0-0	0-0-0	0	0-0	0-0	0	0	0
4	Jason Vaughn	2	1	3	0-0-0	0-0-0	0	0-0	0-0	0	0	0
29	Dominic Gonnella	2	0	2	0-0-0	0-0-0	0	0-0	0-0	0	0	0
1	Matthew Hill	2	0	2	0-0-0	0-0-0	0	0-0	0-0	0	0	0
25	Christopher Townsel	2	0	2	0-0-0	0-0-0	0	0-0	0-0	0	0	0
5	Tremel Logan	1	1	2	0-0-0	0-0-0	0	0-0	0-0	1	0	0
14	Michael Williams II	1	1	2	0-0-0	0-0-0	0	0-0	0-0	0	0	0
15	Jayden Curry	1	1	2	0-0-0	0-0-0	0	0-0	0-0	1	0	0
99	Lloyd Summerall	1	1	2	0-0-0	0-0-0	0	0-0	0-0	0	0	0
38	Sean Atkins	1	0	1	0-0-0	0-0-0	0	0-0	0-0	0	0	0
11	D.J. Harris	1	0	1	0-0-0	0-0-0	0	0-0	0-0	0	0	0
54												

GAME 2: USF 38, FAMU 24

RAYMOND JAMES STADIUM • TAMPA, FLA.

SEPT. 9, 2023 • 7:00 P.M. • ESPN+

Tampa, Fla. – USF posted its first win under first-year head coach Alex Golesh in Raymond James Stadium as the Bulls downed Florida A&M, 38-24, in front of 36,495 fans. The Bulls won their home-opener for the first time since 2020 and Golesh became the fifth USF head coach to win their home debut. In doing so, USF snapped a 10-game winning streak for FAMU, which has posted back-to-back nine-win seasons. After losing the turnover and sack battle in the season-opener at Western Kentucky, South Florida turned the tables forcing three turnovers in the first quarter alone and harassing FAMU quarterback Jeremy Moussa with a variety of blitz packages all night. The Bulls ended the game having forced five turnovers forced and recording four sacks while committing no turnovers themselves. In the first quarter, safeties Logan Berryhill and Jaalen Stokes both recorded their first career interceptions and linebacker Jamie Pettway forced a fumble on a kickoff that was recovered by Mac Harris. Berryhill got another interception in the second half and D.J. Harris recovered a fumble forced by Jhalyn Shuler. Quarterback Byrum Brown recorded his first victory as a starter, scoring five touchdowns on the night – two rushing and three passing. Brown completed 20-of-34 passes for 197 yards and added 23 yards rushing. Sean Atkins lead the Bulls with five catches for 57 yards, while Naiem Simmons made three catches for 59 yards, including a 31-yard touchdown. Linebacker DJ Gordon led the Bulls with seven tackles and 2.5 tackles for loss as USF held FAMU to 19 yards rushing and recorded 12 tackles for loss. FAMU closed a 10-point Bulls halftime lead to 7 with a field goal on their first possession of the second half, but Brown extended the Bulls lead to 31-17 three possessions later when he capped a 53-yard drive with a 13-yard touchdown run, his second of the night. After forcing a punt on the Bulls' next possession, FAMU struck back early in the fourth quarter when Jeremy Moussa hit Kelvin Dean with 45-yard touchdown pass on a third-and-11 play to get back within a touchdown and trail 31-24 with 10:04 to play. The Bulls responded quickly when Brown hit Naiem Simmons streaking up the left sideline for a 31-yard touchdown with 7:39 to play to make it 38-24.

- USF forced five FAMU turnovers while not committing a turnover on the night.
- The Bulls recorded four sacks and 12 tackles for loss while holding FAMU to 19 yards rushing.
- The teams combined for 26 penalties in the three hour and 42-minute game.
- S Logan Berryhill got two interceptions on the night, marking the first for his career after moving from safety to wide receiver.

Quoteable:
"0-

- Alex Golesh

Scoring Summary Legend: Florida A&M vs South Fla. (Sep 09, 2023)
Florida A&M (1-1) vs South Fla. (1-1)

Date: Sep 09, 2023
Site: Tampa, Florida
Stadium: Raymond James
Attendance: 36495

SCORE BY QUARTERS

Team	1st	2nd	3rd	4th	Total
Florida A&M	7	7	3	7	24
South Fla.	14	10	7	7	38

SCORING SUMMARY

Qtr	Time	Scoring Play	V-H
1st	12:21	FAMU - #23 T.Jennings 1 yd rush (#39 C.Gillis kick), 6-78, 02:37	7-7
1st	10:05	USF - #1 K.Brown 7 yd pass from #17 B.Brown (#39 J.Cannon kick), 8-75, 02:16	7-7
1st	08:02	USF - #17 B.Brown 8 yd rush (#39 J.Cannon kick), 7-17, 01:54	7-14
2nd	14:51	USF - #39 J.Cannon 27 yd FG, 6-15, 01:13	7-17
2nd	05:07	FAMU - #23 T.Jennings 1 yd rush (#39 C.Gillis kick), 9-58, 04:11	14-17
2nd	00:48	USF - #0 J.Littiglin 5 yd pass from #17 B.Brown (#39 J.Cannon kick), 11-92, 04:09	14-24
3rd	04:50	FAMU - #39 C.Gillis 27 yd FG, 15-82, 07:42	17-24
3rd	00:22	USF - #17 B.Brown 13 yd rush (#39 J.Cannon kick), 8-53, 03:17	17-31
4th	10:04	FAMU - #9 K.Dean 45 yd pass from #9 J.Moussa (#39 C.Gillis kick), 4-90, 02:06	24-31
4th	07:39	USF - #6 N.Simmons 31 yd pass from #17 B.Brown (#39 J.Cannon kick), 7-56, 02:19	24-38

TIME DETAILS

Halftime: 07:30 PM

FLORIDA A&M

RUSHING	No.	Gain	Loss	Net	TD	LG	Avg
Jaquez Yant	8	22	0	22	0	9	2.8
Terrell Jennings	11	16	5	11	2	4	1.0
Jah'Marsh Sheread	1	4	0	4	0	4	4.0
KeVlin Dean	2	4	2	2	0	4	1.0
Marcus Riley	1	0	2	-2	0	0	-2.0
Jeremy Moussa	6	9	27	-18	0	9	-3.0
Totals:	29	55	36	19	2	9	0.7

PASSING	C-A-I	Yds	TD	Long	Sack
Jeremy Moussa	24-43-3	374	1	45	4
Totals:	24-43-3	374	1	45	4

RECEIVING	TAR	No.	Yards	YAC	TD	Long
Nicholas Dixon	7	6	96	27	0	36
Marcus Riley	5	5	76	15	0	22
Jah'Marsh Sheread	1	4	43	6	0	16
Darlan Oxendine	3	2	37	24	0	29
Trevonte Davis	2	2	27	6	0	14
KeVlin Dean	1	1	45	25	1	45
Kamari Young	1	1	26	21	0	26
Koby Gross	1	1	17	11	0	17
Terrell Jennings	3	1	6	4	0	6
Jeremiah Fruite	2	1	-1	0	0	0
Kamari Gassett	3	0	0	0	0	0
Jaquez Yant	2	0	0	0	0	0
Totals:	41	24	374	140	1	45

PUNTING	No.	Yds	Avg	Long	In20	TB
Trey Wilcott	4	161	40.2	42	1	0
Totals:	4	161	40.2	42	1	0

RETURNS	Punt	Kickoff	Intercept	No	Yds	Lg	No	Yds	Lg
KeVlin Dean	0	0	0	1	12	12	0	0	0
Marcus Riley	0	0	0	2	33	17	0	0	0
Totals:	0	0	0	3	45	17	0	0	0

SOUTH FLA.

RUSHING	No.	Gain	Loss	Net	TD	LG	Avg
Michel Dukes	13	41	1	40	0	13	3.1
Nay'Quan Wright	9	41	4	37	0	22	4.1
Byrum Brown	17	57	24	33	2	14	1.4
K'wan Powell	4	8	2	6	0	3	1.5
Kelley Joiner	1	2	0	2	0	2	2.0
Totals:	44	149	41	108	2	22	2.5

PASSING	C-A-I	Yds	TD	Long	Sack
Byrum Brown	20-34-0	197	3	31	6
Bryce Archie	1-2-0	-2	0	0	0
Sean Atkins	1-1-0	39	0	39	0
Totals:	22-37-0	234	3	39	6

RECEIVING	TAR	No.	Yards	YAC	TD	Long
Sean Atkins	7	5	57	28	0	31
Naiem Simmons	5	3	59	14	1	22
Jayson Littiglin	5	3	15	10	1	6
Khalid Brown	4	3	14	5	0	9
Kelley Joiner	3	2	15	15	0	9
Jaden Alexis	3	2	11	6	0	6
Michel Dukes	2	1	39	12	0	39
Nay'Quan Wright	1	1	12	15	0	12
Michael Brown-Stephens	3	1	6	1	0	6
Yusuf Tany	2	1	5	8	0	5
Weston Wolf	1	0	0	0	0	0
Tyree Kelly	1	0	0	0	0	0
Totals:	37	22	234	114	3	39

PUNTING	No.	Yds	Avg	Long	In20	TB
Andrew Stokes	5	207	41.4	49	3	0
Totals:	5	207	41.4	49	3	0

RETURNS	Punt	Kickoff	Intercept	No	Yds	Lg	No	Yds	Lg
Sean Atkins	2	4	3	0	0	0	0	0	0
Kelley Joiner	0	0	1	15	15	0	0	0	0
Gunnar Greenwald	0	0	1	15	15	0	0	0	0
Logan Berryhill	0	0	0	0	2	28	15	0	0
Jaalen Stokes	0	0	0	0	1	1	1	1	1
Totals:	2	4	3	20	30	15	3	28	15

FLORIDA A&M

#	Name	Solo	Ass	Total	Sacks-Yds	TFL-Yds	FF	FR-Yds	Int-Yds	BrUp	Bkts	QBH
58	Anthony Dunn Jr.	6	6	12	0.5-3	0	0	0	0	0	0	0
0	Isaiah Major	9	2	11	2.0-15	3.0-17	0	0	0	0	0	0
28	Johnny Chaney Jr.	7	3	10	1.0-8	2.0-9	0	0	0	0	0	0
1	Lovie Jenkins	3	2	5	0.0-0	0.0-0	0	0	0	0	0	0
92	Gentle Hunt	1	4	5	1.5-5	1.5-5	0	0	0	0	0	1
8	Eric Smith	4	0	4	0.0-0	0.0-0	0	0	0	1	0	0
2	Javan Morgan	3	1	4	0.0-0	0.0-0	0	0	0	0	0	0
20	Jordan Moore	3	1	4	0.0-0	0.0-0	0	0	0	0	0	0
4	Kym-Mari King	2	1	3	0.0-0	0.0-0	0	0	0	0	0	0
23	Allen Smith	2	1	3	1.0-1	2.0-4	0	0	0	0	0	0
3	Kendall Bohler	2	0	2	0.0-0	0.0-0	0	0	0	0	0	0
26	Lamar Clark	2	0	2	0.0-0	0.0-0	0	0	0	0	0	0
98	Stanley Mentor	1	1	2	0.0-0	1.0-1	0	0	0	0	0	0
54	John Graves III	0	2	2	0.0-0	0.0-0	0	0	0	0	0	0
40	Dre Jones	1	0	1	0.0-0	1.0-1	0	0	0	0	0	0
10	Jah'Marsh Sheread	1	0	1	0.0-0	0.0-0	0	0	0	0	0	0
75	Morgan Moore	1	0	1	0.0-0	0.0-0	0	0	0	0	0	0
96	Mikody Robertson	1	0	1	0.0-0	0.0-0	0	0	0	0	0	0
4	Marcus Riley	1	0	1	0.0-0	0.0-0	0	0	0	0	0	0
7	Tevin Griffin	1	0	1	0.0-0	0.0-0	0	0	0	0	0	0
83	Darlan Oxendine	1	0	1	0.0-0	0.0-0	0	0	0	0	0	0
36	Andre Powell Jr.	1	0	1	0.0-0	0.0-0	0	0	0	0	0	0
99	James Ash	0	1	1	0.0-0	0.0-0	0	0	0	0	0	0
17	Dakar Edwards	0	1	1	0.0-0	0.0-0	0	0	0	0	0	0
Totals	53	26	79	6.0-32	13.0-43	0	0	0	0	1	0	1

SOUTH FLA.

#	Name	Solo	Ass	Total	Sacks-Yds	TFL-Yds	FF	FR-Yds	Int-Yds	BrUp	Bkts	QBH
8	DJ Gordon IV	4	3	7	0.0-0	2.5-3	0	0	0	0	1	0
17	Jhalyn Shuler	2	4	6	0.0-0	0.0-1	0	0	0	0	0	0
0	Daquan Evans	5	0	5	0.0-0	2.0-3	0	0	0	0	0	1
10	Jonathan Ross	3	2	5	1.0-5	2.5-8	0	0	0	0	0	1
37	Logan Berryhill	3	1	4	0.0-0	0.0-0	0	0	2	28	0	0
90	Rashad Cheney	0	4	4	0.0-0	0.5-0	0	0	0	0	0	0
9	Asmaris Brown	3	0	3	1.0-12	1.0-12	0	0	0	0	0	0
21	Jaalen Stokes	2	1	3	0.0-0	0.0-0	0	0	1	11	0	0
99	Lloyd Summerville	0	3	3	0.0-0	0.0-0	0	0	0	0	0	0
19	Jamie Pettway	2	0	2	0.0-0	0.0-1	0	0	0	0	0	0
2	Braxton Clark	2	0	2	0.0-0	0.0-0	0	0	0	0	0	0
25	Christopher Townsend	2	0	2	0.0-0	0.0-0	0	0	0	0	0	0
6	Immanuel Hickman	1	1</									

GAME 3: #10 ALABAMA 17, USF 3

RAYMOND JAMES STADIUM • TAMPA, FLA.

SEPT. 16, 2023 • 3:30 P.M. • ABC

TAMPA, FLA. – USF (1-2) gave No. 10 Alabama (2-1) all it wanted in a one-score game in the final minutes before falling, 17-3, in front of a national television audience on ABC and 65,138 fans in Raymond James Stadium. The Bulls defense played its strongest game in years recording five sacks, its most since 2019, forcing eight punts and holding the Crimson Tide to 310 yards, their fewest since playing Mississippi State last season. Safety Daquan Evans had a career day with totals of eight tackles, four tackles for loss and three sacks to lead an aggressive Bulls effort that also saw linebacker Jhalyn Shuler (11), safety Jaelen Stokes (8) and safety Logan Berryhill (7) post career-best totals in tackles. Quarterback Byrum Brown nearly posted his third career 100-yard rushing game before finishing with 92 yards on 23 carries to lead USF. Running back Nay'Quan Wright added 62 yards on the ground and a crushing run that flattened an Alabama defender early and set the tone for the Bulls. USF led 3-0 for most of the first half before Alabama tied it with 2:10 to play in the second quarter. The Bulls were down a touchdown with 8:47 to play and drove to the Alabama 41 when Brown hit Sean Atkins with a 15-yard pass. But, on the next play, Brown's deep ball was intercepted in the endzone by Malachi Moore. Alabama took over on its 20 and marched 80 yards in 11 plays, all runs, to seal the win with a 1-yard run by quarterback Ty Simpson with 33 seconds to play. With the game tied at three going into the second half, the Bulls took the kickoff, drove to midfield and went for it on fourth down. They came up short, but the defense rose again, stuffing Alabama and forcing a punt when Stokes sacked Simpson on third down. The USF offense still was unable to sustain a scoring drive against a huge Tide defense and Alabama took the lead, 10-3, with an 84-yard, six play drive highlighted by a 45-yard completion deep over the middle to tight end CJ Dippre. USF responded on its next possession as a 31-yard Brown run got the Bulls to the Alabama 29. On 4th-and-two at the 21, USF went for it again and came up short on a Brown keeper. The aggressive Bulls, looking for their first 10 upset since 2007, ended the night 2-of-6 on fourth down attempts. In the first half, The Bulls capitalized on Alabama fumbling an end-over-end Andrew Stokes punt that was pounced on and recovered by D.J. Harris on the Alabama 30. USF moved four yards before John Cannon knocked through a career-long 44-yard field goal to give the Bulls a 3-0 lead with 7:08 to play in the first quarter. ■ For the second straight game, the USF defense recorded four or more sacks. The Bulls five on the night were their most since posting 6 vs. BYU Oct. 12, 2019. USF now has 8 quarterback sacks on the year. ■ Attendance of 65,138 ranked as the fifth-largest in USF history. ■ ranks as the fifth-largest in USF history

FULL GAME	Ala	USF
FIRST DOWNS	16	14
Rushing	10	10
Passing	3	4
Penalty	3	0
NET YARDS RUSHING	203	177
Rushing Attempts	42	46
Average Per Rush	4.8	3.8
Rushing Touchdowns	2	0
Yards Gained Rushing	240	200
Yards Lost Rushing	37	23
NET YARDS PASSING	107	57
Completions-Attempts-Int	10-23-0	14-29-1
Average Per Attempt	4.7	3.1
Average Per Completion	10.7	6.2
Passing Touchdowns	0	0
TOTAL OFFENSE YARDS	310	264
Total offense plays	65	74
Average Gain Per Play	4.8	3.6
Fumbles: Number-Lost	1-1	1-1
Penalties: Number-Yards	5-35	5-40
PUNTS-YARDS	9-369	5-222
Average Yards Per Punt	46.1	44.4
Net Yards Per Punt	35.9	44.6
Inside 20	4	2
50+ Yards	2	1
Touchbacks	3	0
Fair catch	1	0
KICKOFF-YARDS	4-290	2-130
Average Yards Per Kickoff	65.0	65.0
Net Yards Per Kickoff	40	46.5
Touchbacks	4	1
Fair Catch Yards	0	0
Punt returns: Number-Yards-TD	1-1-0	3-22-0
Average Per Return	-1.0	7.3
Kickoff returns: Number-Yds-TD	1-22-0	0-0-0
Average Per Return	22.0	0.0
Interceptions: Number-Yds-TD	1-0-0	0-0-0
Fumble Returns: Number-Yds-TD	0-0-0	0-0-0
Miscellaneous Yards	0	0
Possession Time	29:34	30:25
1st Quarter	08:45	08:15
2nd Quarter	06:12	08:48
3rd Quarter	06:07	08:53
4th Quarter	10:30	04:30
Third-Down Conversions	5-15	5-17
Fourth-Down Conversions	0-0	2-6
Red-Zone Scores-Chances	3-3	0-0
Touchdowns	2-3	0-0
Field goals	1-3	0-0
Sacks By: Number-Yards	5-21	5-32
PAT Kicks	2-2	0-0
2Pts Conversions	0-0	0-0
Field Goals	1-1	1-1
Points off Turnover	7	3

Team	1st	2nd	3rd	4th	Total
Alabama	0	3	7	7	17
South Fla.	3	0	0	0	3

Qtr	Time	Scoring Play	V-H
1st	07:08	USF - #39 J.Cannon 44 yd FG, 4-4, 01:01	0-3
2nd	02:10	Ala - #16 W.Reichard 30 yd FG, 5-13, 02:09	3-3
3rd	04:35	Ala - #5 R.Williams 1 yd rush (#16 W.Reichard kick), 6-84, 02:19	10-3
4th	00:33	Ala - #15 T.Simpson 1 yd rush (#16 W.Reichard kick), 11-80, 05:56	17-3

TIME DETAILS
Kickoff 03:02 PM
End of Game 07:40 PM
Total elapsed 04:38

ALABAMA													SOUTH FLA.												
RUSHING													RUSHING												
	No.	Gain	Loss	Net	TD	Lg	Av		No.	Gain	Loss	Net	TD	Lg	Av		No.	Gain	Loss	Net	TD	Lg	Av		
Roydel Williams	17	131	2	129	1	48	7.6		Byrum Brown	23	114	22	92	0	31	4.9		Nay'Quan Wright	15	62	0	62	0	18	4.1
Jase McClellan	2	11	0	11	0	8	5.5		K'wan Powell	4	11	1	10	0	7	2.5		Michel Dukes	2	6	0	6	0	4	3.0
Tyler Buchner	1	1	0	1	0	1	1.0		Kelley Joiner	1	4	0	4	0	4	4.0		Kelley Joiner	1	4	0	4	0	4	4.0
Jamarion Miller	1	1	0	1	0	1	1.0		Gunnar Greenwald	1	3	0	3	0	3	3.0									
Ty Simpson	9	20	32	-12	1	10	-1.3																		
Totals:	42	240	37	203	2	48	4.8		Totals:	46	200	23	177	0	31	3.8		Totals:	14-29-1	87	0	15	5		
PASSING													PASSING												
	C-A-I	Yds	TD	Long	Sack				C-A-I	Yds	TD	Long	Sack					C-A-I	Yds	TD	Long	Sack			
Tyler Buchner	5-14-0	34	0	13	0				Byrum Brown	14-29-1	87	0	15	5											
Ty Simpson	5-9-0	73	0	45	5				Totals:	14-29-1	87	0	15	5											
Totals:	10-23-0	107	0	45	5				Totals:	14-29-1	87	0	15	5											
RECEIVING													RECEIVING												
	TAR	No.	Yards	YAC	TD	Long			TAR	No.	Yards	YAC	TD	Long				TAR	No.	Yards	YAC	TD	Long		
Isiah Bond	8	4	42	24	0	14			Sean Atkins	8	6	42	22	0	10			Naleem Simmons	6	3	20	14	0	9	
CJ Dippre	2	1	45	22	0	45			Weston Wolf	2	2	17	6	0	12			Michel Dukes	1	1	9	13	0	9	
Jermaine Burton	4	1	7	1	0	7			Kelley Joiner	1	1	4	5	0	4			K'wan Powell	1	1	-5	2	0	0	
Jase McClellan	1	1	6	8	0	6			K'wan Powell	1	1	-5	2	0	0			K'wan Powell	1	1	-5	2	0	0	
Robbie Curtis	1	1	5	1	0	5			K'wan Powell	1	1	-5	2	0	0			K'wan Powell	1	1	-5	2	0	0	
Roydel Williams	1	1	2	1	0	2			K'wan Powell	1	1	-5	2	0	0			K'wan Powell	1	1	-5	2	0	0	
Malik Benson	2	1	0	0	0	0			K'wan Powell	1	1	-5	2	0	0			K'wan Powell	1	1	-5	2	0	0	
Ja'Cony Brooks	1	0	0	0	0	0			K'wan Powell	1	1	-5	2	0	0			K'wan Powell	1	1	-5	2	0	0	
Kobe Pertrie	1	0	0	0	0	0			K'wan Powell	1	1	-5	2	0	0			K'wan Powell	1	1	-5	2	0	0	
Totals:	21	10	107	57	0	45			Totals:	28	14	87	62	0	15			Totals:	28	14	87	62	0	15	
PUNTING													PUNTING												
	No.	Yds	Avg	Long	In20	TB			No.	Yds	Avg	Long	In20	TB				No.	Yds	Avg	Long	In20	TB		
James Burip	8	369	46.1	60	4	3			Andrew Stokes	5	222	44.4	56	2	0										
Totals:	8	369	46.1	60	4	3			Totals:	5	222	44.4	56	2	0			Totals:	5	222	44.4	56	2	0	
RETURNS													RETURNS												
	Punt	Kickoff	Intercept						Punt	Kickoff	Intercept							Punt	Kickoff	Intercept					
Kool-Aid McKinstry	1	-1	0	0	0	0	0	0	0	0	0	0	0	0	0	0	0	0	0	0	0	0	0		
Terrion Arnold	0	0	0	1	22	22	0	0	0	0	0	0	0	0	0	0	0	0	0	0	0	0	0		
Malachi Moore	0	0	0	0	0	1	0	0	0	0	0	0	0	0	0	0	0	0	0	0	0	0	0		
Totals:	1	-1	0	1	22	22	1	0	0	0	0	0	0	0	0	0	0	0	0	0	0	0	0		
FIELD GOALS													FIELD GOALS												
	Qtr	Time	Dist	Result					Qtr	Time	Dist	Result						Qtr	Time	Dist	Result				
Will Reichard	2nd	02:10	30	GOOD					John Cannon	1st	07:08	44	GOOD												
Totals:	1	0	30	1	0	0	0	0	Totals:	1	0	44	1	0	0	0	0	Totals:	1	0	44	1	0	0	
KICKOFFS													KICKOFFS												
	No.	Yards	Avg	TB	OB				No.	Yards	Avg	TB	OB					No.	Yards	Avg	TB	OB			
Will Reichard	4	290	65.0	4	0				Brendan Farrell	2	130	65.0	1	0											
Totals:	4	290	65.0	4	0				Totals:	2	130	65.0	1	0				Totals:	2	130	65.0	1	0		
ALL-PURPOSE													ALL-PURPOSE												
	Rush	Rcv	KR	PR	IR	Total			Rush	Rcv	KR	PR	IR	Total				Rush	Rcv	KR	PR	IR	Total		
Roydel Williams	129	2	0	0	0	131			Byrum Brown	92	0	0	0	0	92			Sean Atkins	0	42	0	22	0	64	
Jase McClellan	74	6	0	0	0	80			Sean Atkins	0	42	0	22	0	64			Nay'Quan Wright	62	0	0	0	62		
CJ Dippre	0	45	0	0	0	45			Nay'Quan Wright	62	0	0	0	62			Nay'Quan Wright	62	0	0	0	62			
Isiah Bond	0	42	0	0	0	42			Naleem Simmons	0	20	0	0	0	20			Naleem Simmons	0	20	0	0	20		
Totals:	203	33	0	0	0	236			Totals:	154	64	22	0	176			Totals:	154	64	22	0	176			

FUMBLES
Alabama - Kool-Aid McKinstry 1-1
South Fla. - Byrum Brown 1-1

GAME 4: USF 42, RICE 29

RAYMOND JAMES STADIUM • TAMPA, FLA.

SEPT. 23, 2023 • 4:00 P.M. • ESPN

TAMPA, FLA. – USF (2-2; 1-0 AAC) used an explosive offense and aggressive defense to open its 11th season of American Athletic Conference play with a 42-29 victory over Rice (2-2; 0-1 AAC) Saturday at Raymond James Stadium. USF recorded its first conference opening win in five seasons behind huge offensive performances by quarterback Byrum Brown and wide receiver Naiem Simmons. Defensively, 10 players recorded a tackle for loss, as the Bulls posted their second game of the year with double-digit tackles for loss and held Rice to 1 yard rushing, the lowest total for a USF opponent since 2017. Brown posted a career-high 435 yards passing, finishing 22-of-29 with two touchdowns and added 82 yards rushing and a touchdown to post the second-highest passing and total offense [517] marks in program history. Simmons posted a career-best eight catches and 272 receiving yards breaking the school record set by Tyre McCants with 227 yards at UCF in 2017. DJ Gordon led the Bulls' defensive effort with six tackles, 1.5 sacks and 2.0 tackles for loss. The teams went to half time with Rice leading 14-13 after a late score, but the Bulls pulled away late in the third quarter posting touchdown drives on three straight possessions, and the Bulls offense continued their momentum with a 59-yard bomb from Brown to wideout Khaire Brown, who made a one-handed snag and raced to the RU7. On 1st-and-two at the two-yard line, Nay'Quan Wright made an extra effort to score but fumbled the ball in the end zone. Rice recovered and averted a deeper deficit. The Owls took advantage of the touchback when Daniels threw an 80-yard touchdown pass to take back the lead 21-20 with 7:53 left in the third quarter. Refusing to hang their heads, Brown took the USF offense back on the field and found Simmons for a wide open 43-yard pass taking the Bulls on the RU39. But the Owls held up from there and forced USF to punt with 5:48 left in the third quarter.

After the Bulls defense forced Rice to punt, Simmons walked in the end zone with a 49-yard dime from Brown to give USF a 27-21 lead. To start the fourth quarter, the Brown to Simmons connection remained unstoppable with another 52-yard-deep pass. On the next play, Brown found Atkins for an 8-yard touchdown to extend the lead to 34-21.

■ USF held Rice to one rushing yard for the game, the sixth-lowest total for a USF opponent in program history and the lowest since holding Temple to -4 yards rushing in 2017.

■ USF's 597 yards of total offense rank tied for 11th all-time in program history and are the most since posting 646 yards in a 58-46 loss to UCF in Tampa in 2020.

■ QB Byrum Brown posted a career best with 435 yards passing, the second-best total in program history and 517 total yards the second-best total in program history.

■ WR Naiem Simmons posted a USF record 272 receiving yards.

SCORE BY QUARTERS

Team	1st	2nd	3rd	4th	Total
Rice	7	7	7	8	29
South Fla.	3	10	14	15	42

SCORING SUMMARY

Qtr	Time	Scoring Play
1st	07:22	USF - #39 J.Cannon 31 yd FG, 12-62, 04-49
1st	02:28	Rice - #20 D.Alexander 3 yd pass from #18 J.Daniels (#15 T.Horn kick), 9-75, 04-54
2nd	14:07	USF - #39 J.Cannon 40 yd FG, 8-53, 03-21
2nd	01:35	USF - #22 K.Powell 26 yd rush (#39 J.Cannon kick), 6-78, 02-35
2nd	00:15	Rice - #0 D.Connors 2 yd pass from #18 J.Daniels (#15 T.Horn kick), 10-70, 01-14
3rd	13:54	USF - #17 B.Brown 1 yd rush (#39 J.Cannon kick), 4-75, 01-06
3rd	07:53	Rice - #0 D.Connors 80 yd pass from #18 J.Daniels (#15 T.Horn kick), 1-80, 00-11
3rd	02:07	USF - #6 N.Simmons 49 yd pass from #17 B.Brown (#39 J.Cannon kick), 2-55, 00-25
4th	13:22	USF - #38 S.Atkins 8 yd pass from #17 B.Brown (#39 J.Cannon kick), 5-75, 01-38
4th	08:52	USF - #5 N.Wright 1 yd rush (#17 B.Brown pass from #38 S.Atkins), 9-57, 02-57
4th	03:46	Rice - #80 R.MacNeill 9 yd pass from #12 A.Padgett (#10 L.McCaffrey pass from #12 A.Padgett), 10-79, 04-59

RICE

RUSHING										
	No.	Gain	Loss	Net	TD	LG	Avg			
Juma Oloviano	4	13	1	12	0	6	3.0			
AJ Padgett	3	14	4	10	0	11	3.3			
Luke McCaffrey	1	7	0	7	0	7	7.0			
Dean Connors	5	9	7	2	0	5	0.4			
Quinton Jackson	1	0	2	-2	0	0	-2.0			
Daalen Alexander	3	1	6	-5	0	1	-1.7			
JT Daniels	3	0	23	-23	0	0	-7.7			
Totals:	20	44	43	1	0	11	0.0			
PASSING										
	C-A-I	Yds	TD	Long	Sack					
JT Daniels	27-40-0	432	3	80	3					
AJ Padgett	7-10-0	59	1	27	1					
Totals:	34-50-0	491	4	80	4					
RECEIVING										
	TAR	No.	Yards	YAC	TD	Long				
Luke McCaffrey	15	9	199	78	0	51				
Dean Connors	11	6	98	74	2	80				
Rawson MacNeill	7	6	73	7	1	21				
Landon Ransom-Goetz	4	4	40	30	0	31				
Juma Oloviano	4	3	16	8	0	6				
Quinton Jackson	2	2	13	5	0	8				
Braylon Walker	2	1	27	24	0	27				
Boden Gron	1	1	20	9	0	20				
Daalen Alexander	1	1	3	1	1	3				
Jack Bradley	1	1	2	5	0	2				
Totals:	48	34	491	241	4	80				
PUNTING										
	No.	Yds	Avg	Long	In20	TB				
Conor Hunt	4	133	33.2	37	0	0				
Totals:	4	133	33.2	37	0	0				
RETURNS										
	Punt	Kickoff	Intercept							
	No	Yds	Lg	No	Yds	Lg	No	Yds	Lg	
Sean Fresch	0	0	0	2	34	19	0	0	0	0
Quinton Jackson	0	0	0	2	46	26	0	0	0	0
Totals:	0	0	0	4	80	26	0	0	0	0
FIELD GOALS										
	Qtr	Time	Dist	Result						
Tim Horn	2nd	07:14	30	MISSED						
Tim Horn	2nd	04:10	40	MISSED						

SOUTH FLA.

RUSHING										
	No.	Gain	Loss	Net	TD	LG	Avg			
Byrum Brown	14	99	17	82	1	29	5.9			
K'wan Powell	9	55	0	55	1	26	6.1			
Nay'Quan Wright	15	40	8	32	1	6	2.1			
Kelley Joiner	1	0	-3	-3	0	0	-3.0			
TEAM	2	0	4	-4	0	0	-2.0			
Totals:	41	194	32	162	3	29	4.0			
PASSING										
	C-A-I	Yds	TD	Long	Sack					
Byrum Brown	22-29-0	435	2	59	3					
Totals:	22-29-0	435	2	59	3					
RECEIVING										
	TAR	No.	Yards	YAC	TD	Long				
Naiem Simmons	8	8	272	71	1	53				
Sean Atkins	5	8	73	26	1	20				
Wesley Wolf	5	3	26	1	0	14				
Khaire Brown	1	1	59	32	0	59				
Gunnar Greenwald	1	1	8	1	0	8				
Nay'Quan Wright	1	1	-3	0	0	0				
Michael Brown-Staphens	2	0	0	0	0	0				
Jaden Alexis	2	0	0	0	0	0				
Totals:	29	22	435	131	2	59				
PUNTING										
	No.	Yds	Avg	Long	In20	TB				
Andrew Stokes	2	72	36.0	39	1	0				
Totals:	2	72	36.0	39	1	0				
RETURNS										
	Punt	Kickoff	Intercept							
	No	Yds	Lg	No	Yds	Lg	No	Yds	Lg	
Sean Atkins	2	11	9	0	0	0	0	0	0	0
Jamie Pettway	0	0	0	1	5	5	0	0	0	0
Totals:	2	11	9	1	5	5	0	0	0	0
FIELD GOALS										
	Qtr	Time	Dist	Result						
John Cannon	1st	07:22	31	GOOD						
John Cannon	2nd	14:07	40	GOOD						

Attendance: 29141

FULL GAME		Rice	USF
FIRST DOWNS		19	25
Rushing		2	8
Passing		16	15
Penalty		1	2
NET YARDS RUSHING		1	162
Rushing Attempts		20	41
Average Per Rush		0.0	4.0
Rushing Touchdowns		0	3
Yards Gained Rushing		44	194
Yards Lost Rushing		43	32
NET YARDS PASSING		491	435
Completions-Attempts-Int		34-50-0	22-29-0
Average Per Attempt		9.8	15.0
Average Per Completion		14.4	19.8
Passing Touchdowns		4	2
TOTAL OFFENSE YARDS		492	597
Total offense plays		70	70
Average Gain Per Play		7.0	8.5
Fumbles: Number-Lost		0-0	2-1
Penalties: Number-Yards		6-41	9-89
PUNTS-YARDS		4-133	2-72
Average Yards Per Punt		33.2	36.0
Net Yards Per Punt		30.5	36
Inside 20		0	1
50+ Yards		0	0
Touchbacks		0	0
Fair catch		1	0
KICKOFF-YARDS		4-237	8-500
Average Yards Per Kickoff		59.2	62.5
Net Yards Per Kickoff		39.2	41.9
Touchbacks		1	3
Fair Catch Yards		50	10
Punt returns: Number-Yards-TD		0-0-0	2-11-0
Average Per Return		0.0	5.5
Kickoff returns: Number-Yds-TD		4-80-0	1-5-0
Average Per Return		20.0	5.0
Interceptions: Number-Yds-TD		0-0-0	0-0-0
Fumble Returns: Number-Yds-TD		0-0-0	0-0-0
Miscellaneous Yards		0	0
Possession Time		32:27	27:33
1st Quarter		07:43	07:17
2nd Quarter		09:49	05:11
3rd Quarter		08:16	06:44
4th Quarter		06:39	08:21
Third-Down Conversions		7-18	6-11
Fourth-Down Conversions		4-5	0-0
Red-Zone Scores-Chances		3-4	5-7
Touchdowns		3-4	4-7
Field goals		0-4	1-7
Sacks By: Number-Yards		3-17	4-27
PAT Kicks		3-3	4-4
2Pts Conversions		1-1	1-1
Field Goals		0-2	2-2
Points off Turnover		7	0

RICE

#	Name	Solo	Ast	Total	Sacks-Yds	TFL-Yds	FF	FR-Yds	Int-Yds	BrUp	Blks	QBH
33	Myron Morrison	2	9	11	0-0	1-0-2	0	0-0	0-0	0	0	0
11	Chris Conti	2	9	11	0-5-4	1-5-5	0	0-0	0-0	0	0	0
41	Plae Wyatt	4	6	10	1-0-9	2-0-13	0	0-0	0-0	0	0	0
26	Gabriel Taylor	4	4	8	0-0-0	0-0-0	0	0-0	0-0	1	0	0
22	Jonathan Jean	4	3	7	0-0-0	0-0-0	0	0-0	0-0	1	0	0
55	DeBraylon Carroll	0	6	6	1-0-4	1-0-4	0	0-0	0-0	0	0	0
2	Treshon Devones	2	3	5	0-0-0	1-0-3	0	0-0	0-0	0	0	0
12	Josh Peary	1	3	4	0-0-0	0-0-2	0	0-0	0-0	0	0	0
44	Coleman Coco	0	3	3	0-0-0	0-0-1	0	0-0	0-0	0	0	0
4	Marcus Williams	2	0	2	0-0-0	0-0-0	0	1-0	0-0	0	0	0
29	Daveon Hook	2	0	2	0-0-0	0-0-0	0	0-0	0-0	0	0	0
1	Sean Fresch	2	0	2	0-0-0	0-0-1	0	0-0	0-0	0	0	0
31	Tyson Flowers	1	1	2	0-0-0	0-0-1	0	0-0	0-0	0	0	0
45	Demone Green	0	2	2	0-0-0	0-0-0	0	0-0	0-0	0	0	0
50	Izeya Floyd	0	2	2	0-0-0	0-0-0	0	0-0	0-0	0	0	0
6	DJ Arkansas	0	2	2	0-0-0	0-0-0	0	0-0	0-0	0	0	0
56	Ty Anthony Morris	0	2	2	0-0-0	0-0-0	0	0-0	0-0	0	0	0
75	Blake Boenisch	1	0	1	0-0-0	0-0-0	0	0-0	0-0	0	0	0
4	Colin Giffen	0	1	1	0-0-0	0-0-0</						

GAME 5: USF 44, NAVY 30

NAVY-MARINE CORPS MEMORIAL STADIUM • ANNAPOLIS, MD.

SEPT. 30, 2023 • 3:30 P.M. • CBS SPORTS NETWORK

ANNAPOLIS, MD. – USF (3-2; 2-0 AAC) headed to Navy (1-3; 0-2 AAC) carrying a 19-game road losing streak and an 0-2 mark all-time in Annapolis, that changed with a 44-30 victory at Navy-Marine Corps Memorial Stadium. USF improved to 2-0 in AAC play for the first time since starting 3-0 in 2018. The Bulls showed resilience and confidence, as early miscues saw Navy jump to a 14-0 lead, but the USF used 21-straight points to take a 23-20 lead to halftime and a 44-9 scoring run overall to put the game away. The Bulls out-gained Navy 435-330 on the day and forced the Midshipmen to go a combined 4-of-16 on third and fourth downs. The Midshipmen capitalized on turnovers, but the Bulls defense held them to just three drive over 40 yards, with one of those coming on Navy's final drive with the game well in hand. Quarterback Byrum Brown passed for 338 yards and three touchdowns, while Sean Atkins recorded his second career 100-yard game, getting there in the second quarter, posting four catches for 116 yards and two touchdowns, one of those an 88-yarder. Jaelen Stoke and Andrew Mata'Afa paced the Bulls defense with 10 tackles each, while defensive end Tramel Logan posted a touchdown on a scoop-and-score. Navy tied the game at 23 with a 44-yard field goal on its opening possession of the second half. The Bulls responded with an eight-play, 67-yard drive highlighted by a 35-yard Brown screen pass to Jaden Alexis and his beautiful 15-yard touchdown strike to Michael Brown-Stephens that gave the Bulls a 30-23 lead. The defense forced another Navy punt and the Bulls looked to close the door, but Weston Wolff fumbled after a Brown completion and Navy was back in business. The Middies drove to the USF17 before the Bulls defense rose up with three straight tackles for loss and forced a 44-yard field goal attempt that went wide right. On Navy's ensuing possession they drove to the USF28 and had a 3rd-and-1, but the snap was fumbled and Tramel Logan scooped it up and ran 70 yards for a touchdown that gave the Bulls a 37-23 lead with 14:50 to play. USF increased its lead to three touchdowns by using its fast-paced offense to go 74 yards in nine plays and taking a 44-23 lead on Michel Dukes 11-yard run. On the game's opening possession, the Bulls defense forced a 3rd-and-out, but wind affected the Navy punt and Atkins was unable to corral it. Navy recovered near its own sideline at the USF18 and four plays later had a quick 7-0 lead. On the Bulls first offensive possession, they went for it on 4th-and-1 at their own 30 and Brown came up short. Again, four run plays later Navy punched in a touchdown to take a 14-0 lead just over six minutes into the game.

- USF committed three turnovers in the game that resulted in 14 Navy points and kept the game closer than it may otherwise have been.
- USF held Navy to 3-of-14 on third down.

FULL GAME		USF	Navy
FIRST DOWNS			
Rushing		24	11
Passing		11	10
Penalty		10	1
NET YARDS RUSHING		97	240
Rushing Attempts		44	48
Average Per Rush		2.2	5.0
Rushing Touchdowns		2	2
Yards Gained Rushing		135	254
Yards Lost Rushing		38	14
NET YARDS PASSING		338	90
Completions-Attempts-Int		26-34-0	5-11-0
Average Per Attempt		9.9	8.2
Average Per Completion		13.0	18.0
Passing Touchdowns		3	2
TOTAL OFFENSE YARDS			
Total offense plays		435	330
Average Gain Per Play		7.8	5.6
Fumbles: Number-Lost		3-3	1-1
Penalties: Number-Yards		1-12	8-70
PUNTS-YARDS			
Average Yards Per Punt		36.2	45.0
Net Yards Per Punt		33	45.3
Inside 20		1	1
50+ Yards		0	2
Touchbacks		0	0
Fair catch		2	3
KICKOFF-YARDS			
Average Yards Per Kickoff		7-436	6-361
Net Yards Per Kickoff		62.3	40.2
Touchbacks		3	0
Fair Catch Yards		0	60
Punt returns: Number-Yards-TD		3-10-0	1-13-0
Average Per Return		3.3	13.0
Kickoff returns: Number-Yds-TD		3-60-0	4-93-0
Average Per Return		20.0	23.2
Interceptions: Number-Yds-TD		0-0-0	0-0-0
Fumble Returns: Number-Yds-TD		1-70-1	0-0-0
Miscellaneous Yards		0	0
Possession Time		28:52	31:08
1st Quarter		06:32	08:28
2nd Quarter		05:32	09:28
3rd Quarter		05:55	09:05
4th Quarter		10:53	04:07
Third-Down Conversions		6-16	3-14
Fourth-Down Conversions		1-2	1-4
Red-Zone Scores-Chances		4-5	3-4
Touchdowns		4-5	3-4
Field goals		0-5	0-4
Sacks By: Number-Yards		1-3	4-31
PAT Kicks		6-6	3-3
2Pts Conversions		0-1	0-1
Field Goals		0-0	1-2
Points off Turnover		9	7

Team	1st	2nd	3rd	4th	Total
South Fla.	7	16	7	14	44
Navy	14	6	3	7	30

SCORING SUMMARY

Qtr	Time	Scoring Play	V-H
1st	11:52	Navy - #1 T.Lavatai 1 yd rush (#17 N.Kirkwood kick), 4-18, 01:40	0-7
1st	08:54	Navy - #1 T.Lavatai 4 yd rush (#17 N.Kirkwood kick), 4-30, 01:50	0-14
1st	05:40	USF - #38 S.Atkins 1 yd pass from #17 B.Brown (#39 J.Cannon kick), 8-70, 03:14	7-14
2nd	12:09	USF - #5 N.Wright 10 yd rush (#39 J.Cannon kick), 10-67, 03:10	14-14
2nd	08:20	USF - #38 S.Atkins 88 yd pass from #17 B.Brown (#39 J.Cannon kick), 2-88, 00:39	21-14
2nd	01:57	Navy - #34 A.Hall 2 yd pass from #11 B.Horvath (rush failed), 5-22, 02:06	21-20
2nd	01:57	USF - #17 J.Shuler PAT return	23-20
3rd	10:34	Navy - #17 N.Kirkwood 44 yd FG, 6-12, 02:54	23-23
3rd	04:22	USF - #7 M.Brown-Stephens 15 yd pass from #17 B.Brown (#39 J.Cannon kick), 8-67, 02:52	30-23
4th	14:50	USF - #2 T.Logan 70 yd fumble return (#39 J.Cannon kick), 04:32	37-23
4th	07:45	USF - #2 M.Dukes 11 yd rush (#39 J.Cannon kick), 9-74, 03:13	44-23
4th	07:28	Navy - #2 E.Heidenreich 68 yd pass from #11 B.Horvath (#17 N.Kirkwood kick), 1-68, 00:17	44-30

SOUTH FLA.

RUSHING										
	No.	Gain	Loss	Net	TD	LG	Avg			
Kwan Powell	11	48	0	48	0	11	4.4			
Nay Quan Wright	14	46	1	45	1	10	3.2			
Kelley Joiner	5	17	0	17	0	6	3.4			
Michel Dukes	3	15	0	15	1	11	5.0			
TEAM	1	0	1	-1	0	0	-1.0			
Byrum Brown	10	9	36	-27	0	5	-2.7			
Totals:	44	135	38	97	2	11	2.2			

PASSING						
	C-A-1	Yds	TD	Long	Sack	
Byrum Brown	26-34-0	338	3	88	4	
Totals:	26-34-0	338	3	88	4	

RECEIVING						
	TAR	No.	Yards	YAC	TD	Long
Khafre Brown	10	7	80	17	0	29
Naiem Simmons	7	5	23	11	0	9
Sean Atkins	5	4	116	68	2	88
Michael Brown-Stephens	5	4	48	10	1	19
Jaden Alexis	3	2	40	36	0	35
Weston Wolff	2	2	16	5	0	13
Kwan Powell	1	1	12	17	0	12
Nay Quan Wright	1	1	3	7	0	3
Totals:	34	26	338	171	3	88

PUNTING						
	No.	Yds	Avg	Long	In20	TB
Andrew Stokes	4	145	36.2	44	1	0
Totals:	4	145	36.2	44	1	0

RETURNS												
	Punt			Kickoff			Intercept					
	No	Yds	Lg	No	Yds	Lg	No	Yds	Lg	No	Yds	Lg
Sean Atkins	3	10	10	0	0	0	0	0	0	0	0	0
Jaden Alexis	0	0	0	2	39	20	0	0	0	0	0	0
Kelley Joiner	0	0	0	1	21	21	0	0	0	0	0	0
Totals:	3	10	10	3	60	21	0	0	0	0	0	0

FIELD GOALS					
	Qtr	Time	Dist	Result	
Brendan Farrell	7	4:36	62.3	3	0
Totals:					

NAVY

RUSHING										
	No.	Gain	Loss	Net	TD	LG	Avg			
Alex Tezca	13	82	0	82	0	28	6.3			
Daba Fofana	9	53	0	53	0	20	5.9			
Blake Horvath	10	52	0	52	0	24	5.2			
Brandon Chatman	6	40	5	35	0	20	5.8			
Tai Lavatai	8	27	6	21	2	8	2.6			
Amin Hassan	1	0	1	-1	0	0	-1.0			
TEAM	1	0	2	-2	0	0	-2.0			
Totals:	48	254	14	240	2	28	5.0			

PASSING						
	C-A-1	Yds	TD	Long	Sack	
Blake Horvath	4-6-0	83	2	68	0	
Tai Lavatai	1-5-0	7	0	7	0	
Totals:	5-11-0	90	2	68	1	

RECEIVING						
	TAR	No.	Yards	YAC	TD	Long
Anton Hall	2	2	7	3	1	5
Eli Heidenreich	1	1	68	35	1	68
Brandon Chatman	1	1	8	9	0	8
Camar Williams	1	1	7	1	0	7
Amin Hassan	2	0	0	0	0	0
Jayden Umbarger	2	0	0	0	0	0
Nathan Kent	2	0	0	0	0	0
Totals:	11	5	90	48	2	68

PUNTING						
	No.	Yds	Avg	Long	In20	TB
Riley Riethman	6	270	45.0	50	1	0
Totals:	6	270	45.0	50	1	0

RETURNS												
	Punt			Kickoff			Intercept					
	No	Yds	Lg	No	Yds	Lg	No	Yds	Lg	No	Yds	Lg
Amin Hassan	1	13	13	1	15	15	0	0	0	0	0	0
Tyler Bradley	0	0	0	3	78	32	0	0	0	0	0	0
Totals:	1	13	13	4	93	32	0	0	0	0	0	0

FIELD GOALS				
	Qtr	Time	Dist	Result
Nathan Kirkwood	3rd	10:34	44	GOOD
Nathan Kirkwood	4th	10:58	44	MISSED
Totals:				

KICKOFFS						
	No.	Yards	Avg	TB	OB	
Brendan Farrell	7	436	62.3	3	0	
Totals:						

ALL-PURPOSE							
	Rush	Rcv	KR	PR	IR	Total	
Sean Atkins	0	116	0	0	0	116	
Khafre Brown	0	80	0	0	0	80	
Jaden Alexis	0	40	39	0	0	79	
Kwan Powell	48	12	0	0	0	60	
Totals:	48	198	39	0	0	385	

South Fla. - Sean Atkins 1-1, Byrum Brown 1-1, Weston Wolff 1-1
Navy - None

SOUTH FLA.

#	Name	Solo	Asst	Total	Sacks-Yds	TFL-Yds	FF	FR-Yds	Int-Yds	BrUp	Blks	QBH
21	Jaelen Stoke	6	4	10	0-0-0	0-0-0	0	0-0	0	0	0	0
55	Andrew Mata'Afa	3	7	10	0-5-2	0-5-2	0	0-0	0-0	0	0	0
0	Daquan Evans	5	2	7	0-0-0	0-0-0	0	0-0	0-0	1	0	0
17	Jhalyn Shuler	2	5	7	0-0-0	0-0-0	0	0-0	0-0	0	0	0
11	D.J. Harris	3	1	4	0-0-0	1-0-2	0	0-0	0-0	0	0	0
25	Christopher Townsel	2	2	4	0-0-0	1-0-3	0	0-0	0-0	0	0	0
5	Tramel Logan	1	3	4	0-0-0	0-0-0	0	1-70	0-0	0	0	0
9	Aamaris Brown	2	1	3	0-0-0	1-0-1	0	0-0	0-0	0	0	0
2	Braxton Clark	2	1	3	0-0-0	0-0-0	0	0-0	0-0	1	0	0
14	Michael Williams II	1	2	3	0-0-0	0-0-0	0	0-0	0-0	0	0	0
90	Rashad Cheney	0	3	3	0-5-1	0-5-1	0	0-0	0-0	0	0	0
6	Immanuel Hickman	2	0	2	0-0-0	1-0-3	0	0-0	0-0	0	0	0
10	Jonathan Ross	2	0	2	0-0-0	0-0-0	0	0-0	0-0	0	0	0
29	Brian Norris	2	0	2	0-0-0	0-0-0	0	0-0	0-0	0	0	0
15	Jayden Curry	1	1	2	0-0-0	0-0-0	0	0-				

GAME 6: UAB 56, USF 35

PROTECTIVE STADIUM • BIRMINGHAM, ALA.

OCT. 7, 2023 • 4:00 PM • ESPN2

BIRMINGHAM, ALA. – Riding a two-game win streak, the USF (3-3; 2-1 AAC) ran into some adversity in its quest to return to prominence at Protective Stadium in Birmingham, Ala. as a sparse crowd witnessed UAB (2-4; 1-1 AAC) hand the Bulls a 56-35 defeat in USF's second straight conference road game. The four-hour and 23-minute contest went sideways from the start as UAB attempted an onside kick on the opening kickoff. The Blazers appeared to have recovered until a review ruled that UAB had made contact prior to the ball reaching ten yards. A re-kick saw USF start on its own 30 and score four plays later when Brown hit a seam up the middle and raced 60 yards for a 7-0 lead. It would be the Bulls last lead of the game. UAB wasted little time evening the score when quarterback Jacob Zeno hit Brandon Buckhalter on a short pass and the wide receiver raced 75 yards to tie the game at 7 just 2:24 into the game. Zeno would finish with 353 yards and four touchdowns passing. Brown drove the Bulls to the UAB23, but was intercepted at the 10. The Blazers again struck with a big play as Tejhaun Palmer caught a short pass from Zeno and raced 61 yards for a 14-7 UAB lead. Palmer would finish with 119 yards and two touchdowns. On the Bulls first play of the next possession, Brown fumbled on a quarterback run at the USF33. The Blazers used five plays to extend their lead to 21-7 when Jermain Brown Jr. got the edge and went 21 yards for a touchdown. Brown Jr. would run for 116 yards and four touchdowns on the day. UAB forced the Bulls to punt and nearly made it a three-touchdown lead, driving to the USF16 before Braxton Clark picked off Zeno and returned it 35 yards to the USF40. Brown drove USF 60 yards and finished out an eventful first quarter with a 14-yard touchdown run to cut the UAB lead to 21-14. USF would get no closer. Brown finished the day with 136 yards and two touchdowns rushing, his third career 100-yard game, and passed for 260 yards and two touchdowns. UAB took command scoring 21 unanswered points to lead 35-14 at the half and 42-14 midway through the third quarter. UAB stymied the Bulls offense through the second quarter and most of the third as the Blazers built a big lead. Meanwhile, the UAB attack racked up 392 yards in the first half before finishing the game with a season-best 608 yards, the most allowed by USF on the season. The Bulls turned the ball over three times.

■ UAB posted 392 yards of offense in the first half and season-high 608 yards for the game, the most yards UAB has allowed on the year.

■ QB Byrum Brown logged the third 100-yard rushing game of his career and second of the season as he ran for a team-high 136 yards and two touchdowns.

South Fla.	14	0	7	14	35
UAB	21	14	14	7	56

SCORING SUMMARY

Qtr	Time	Scoring Play	V-H
1st	13:35	USF - #17 B.Brown 60 yd rush (#39 J.Cannon kick), 4-70, 01:14	7-0
1st	12:36	UAB - #9 B.Buckhalter 75 yd pass from #4 J.Zeno (#19 M.Quinn kick), 2-75, 00:59	7-7
1st	07:32	UAB - #19 T.Palmer 61 yd pass from #4 J.Zeno (#19 M.Quinn kick), 8-90, 03:54	7-14
1st	05:27	UAB - #1 J.Brown Jr. 21 yd rush (#19 M.Quinn kick), 5-33, 02:00	7-21
1st	00:00	USF - #17 B.Brown 14 yd rush (#39 J.Cannon kick), 8-60, 02:57	14-21
2nd	12:23	UAB - #1 J.Brown Jr. 2 yd rush (#19 M.Quinn kick), 6-65, 02:37	14-28
2nd	00:27	UAB - #1 J.Brown Jr. 3 yd rush (#19 M.Quinn kick), 9-52, 03:22	14-35
3rd	11:13	UAB - #1 J.Brown Jr. 23 yd rush (#19 M.Quinn kick), 4-56, 01:24	14-42
3rd	05:44	USF - #2 M.Dukes 1 yd rush (#39 J.Cannon kick), 7-41, 02:14	21-42
3rd	03:29	UAB - #17 A.Thomas 49 yd pass from #4 J.Zeno (#19 M.Quinn kick), 4-75, 02:15	21-49
4th	13:15	UAB - #19 T.Palmer 58 yd pass from #4 J.Zeno (#19 M.Quinn kick), 5-75, 01:55	21-56
4th	11:18	USF - #6 N.Simmons 13 yd pass from #17 B.Brown (#39 J.Cannon kick), 6-40, 01:48	28-56
4th	05:36	USF - #7 M.Brown-Stephens 2 yd pass from #17 B.Brown (#39 J.Cannon kick), 11-80, 04:01	35-56

SOUTH FLA.

RUSHING	No.	Gain	Loss	Net	TD	Lg	Avg
Byrum Brown	18	157	15	136	2	60	8.5
Michel Dukes	10	30	0	30	1	12	3.0
Kwan Powell	5	30	2	28	0	27	5.6
Nay'Quan Wright	5	11	0	11	0	4	2.2
Sean Atkins	1	6	0	6	0	6	6.0
Totals:	37	228	17	211	3	60	5.7

PASSING	C-A-I	Yds	TD	Long	Sack
Byrum Brown	24-43-2	280	2	40	3
Bryce Archie	0-1-0	0	0	0	0
Totals:	24-44-2	280	2	40	3

RECEIVING	TAR	No.	Yards	YAC	TD	Long
Sean Atkins	11	6	91	31	0	37
Jaden Alexis	4	3	51	14	0	20
Michael Brown-Stephens	7	3	27	1	1	40
Naiem Simmons	8	2	21	0	1	13
Kwan Powell	2	2	17	11	0	12
Michel Dukes	2	2	9	6	0	5
Khalife Brown	4	1	25	11	0	25
Byrum Brown	1	1	15	25	0	15
Jayson Littlejohn	1	1	4	2	0	4
Gunnar Greenwald	1	1	0	1	0	0
Weston Wolff	1	0	0	0	0	0
Totals:	42	24	260	102	2	40

PUNTING	No.	Yds	Avg	Long	In20	TB
Andrew Stokes	3	137	45.7	48	0	0
Totals:	3	137	45.7	48	0	0

UAB

RUSHING	No.	Gain	Loss	Net	TD	Lg	Avg
Jermaine Brown Jr.	18	120	4	116	4	23	6.4
Lee Beebe	11	48	4	44	0	11	4.0
Amare Thomas	1	33	0	33	0	33	33.0
Harrison Barker	3	24	0	24	0	10	8.0
Lee Witherspoon	4	22	3	19	0	17	4.8
Demetrios Battle	4	16	0	16	0	7	4.0
Taven Curry	1	5	0	5	0	5	5.0
Jacob Zeno	5	17	18	-1	0	6	-0.2
TJ Jones	1	0	3	-3	0	0	-3.0
Totals:	48	285	32	253	4	33	5.3

PASSING	C-A-I	Yds	TD	Long	Sack
Jacob Zeno	19-25-1	353	4	75	2
Landry Lyddy	1-4-0	2	0	2	0
Totals:	20-29-1	355	4	75	2

RECEIVING	TAR	No.	Yards	YAC	TD	Long
Amare Thomas	4	3	58	40	1	49
Fred Farrier II	4	3	5	0	0	6
Tejhaun Palmer	3	2	119	107	2	61
Brandon Buckhalter	4	2	78	87	1	75
Jermaine Brown Jr.	2	2	20	32	0	22
Bryce Damous	2	2	18	10	0	13
Lee Beebe	2	2	3	12	0	2
Terrrell McDonald	2	1	26	21	0	26
TJ Jones	3	2	14	19	0	14
Lee Witherspoon	1	1	9	9	0	9
Samarino Rudolph	1	1	5	10	0	5
Dallas Payne	1	0	0	0	0	0
Totals:	29	20	355	353	4	75

PUNTING	No.	Yds	Avg	Long	In20	TB
Patrick Foley	3	79	26.3	34	1	0
Totals:	3	79	26.3	34	1	0

Team Statistics report
South Fla. vs UAB (Oct 07, 2023)

Date: Oct 07, 2023
Site: Birmingham,
Stadium: Protective Stadium
Attendance: 23792

FULL GAME	USF	UAB
FIRST DOWNS	24	29
Rushing	13	16
Passing	9	10
Penalty	2	3
NET YARDS RUSHING	211	253
Rushing Attempts	37	48
Average Per Rush	5.7	5.3
Rushing Touchdowns	3	4
Yards Gained Rushing	228	285
Yards Lost Rushing	17	32
NET YARDS PASSING	260	355
Completions-Attempts-Int	24-44-2	20-29-1
Average Per Attempt	5.9	12.2
Average Per Completion	10.8	17.8
Passing Touchdowns	2	4
TOTAL OFFENSE YARDS	471	608
Total offense plays	81	77
Average Gain Per Play	5.8	7.9
Fumbles: Number-Lost	1-1	1-0
Penalties: Number-Yards	9-86	11-74
PUNTS-YARDS	3-137	3-79
Average Yards Per Punt	45.7	26.3
Net Yards Per Punt	43.3	26.3
Inside 20	0	1
50+ Yards	0	0
Touchbacks	0	0
Fair catch	0	0
KICKOFF-YARDS	6-243	9-511
Average Yards Per Kickoff	40.5	56.8
Net Yards Per Kickoff	23	36.1
Touchbacks	2	2
Fair Catch Yards	24	57
Punt returns: Number-Yards-TD	0-0-0	2-7-0
Average Per Return	0.0	3.5
Kickoff returns: Number-Yds-TD	4-79-0	0-0-0
Average Per Return	19.8	0.0
Interceptions: Number-Yds-TD	1-35-0	2-0-0
Fumble Returns: Number-Yds-TD	0-0-0	0-0-0
Miscellaneous Yards	0	0
Possession Time	26:45	33:15
1st Quarter	08:30	08:30
2nd Quarter	03:25	11:35
3rd Quarter	08:40	06:20
4th Quarter	08:10	06:50
Third-Down Conversions	8-17	4-12
Fourth-Down Conversions	2-5	3-4
Red-Zone Scores-Chances	4-5	2-4
Touchdowns	4-5	2-4
Field goals	0-5	0-4
Sacks By: Number-Yards	2-18	3-15
PAT Kicks	5-5	8-8
2Pts Conversions	0-0	0-0
Field Goals	0-0	0-1
Points off Turnover	7	14

FULL GAME

SOUTH FLA.

#	Name	Solo	Ast	Total	Sacks-Yds	TFL-Yds	FF	FR-Yds	Int-Yds	BrUp	Biks	QBH
17	Jhalyn Shuler	8	2	10	1-0.8	2-0-10	0	0-0	0-0	0	0	0
37	Logan Berryhill	6	4	10	0-0-0	0-0-0	0	0-0	0-0	0	0	0
21	Jaelen Stokes	4	1	5	0-0-0	0-0-0	0	0-0	0-0	0	0	0
26	Tavin Ward	3	2	5	0-0-0	0-5-1	0	0-0	0-0	1	0	0
90	Rashad Cheney	3	1	4	0-0-0	2-5-8	0	0-0	0-0	0	0	0
99	Lloyd Summerrill	3	1	4	0-0-0	1-0-5	0	0-0	0-0	0	0	2
15	Jayden Curry	1	3	4	0-0-0	0-5-1	0	0-0	0-0	0	0	0
1	Matthew Hill	1	3	4	0-0-0	0-0-0	0	0-0	0-0	0	0	0
8	DJ Gordon IV	3	0	3	1-0-10	1-0-10	0	0-0	0-0	0	0	1
11	D.J. Harris	2	1	3	0-0-0	0-0-0	0	0-0	0-0	0	0	0
55	Andrew Malafafa	2	1	3	0-0-0	0-0-0	0	0-0	0-0	0	0	0
5	Tremel Logan	1	2	3	0-0-0	1-0-3	0	0-0	0-0	0	0	0
2	Braxton Clark	2	0	2	0-0-0	0-0-0	0	0-0	1-35	0	0	0
10	Jonathan Ross	2	0	2	0-0-0	1-0-1	0	0-0	0-0	0	0	0
19	Jamie Patway	1	1	2	0-0-0	0-0-0	0	0-0	0-0	0	0	0
94	Keaton Terrill	1	0	1	0-0-0	0-0-0	0	0-0	0-0	0	0	0
29	Brian Norris	1	0	1	0-0-0	0-0-0	0	0-0	0-0	0	0	0
0	Daquan Evans	1	0	1	0-0-0	0-0-0	0	0-0	0-0	0	0	0
38	Sean Atkins	1	0	1	0-0-0	0-0-0	0	0-0	0-0	0	0	0
33	Timarcus Simpson	1	0	1	0-0-0	0-0-0	0	0-0	0-0	0	0	0
7	Will Jones II	1	0	1	0-0-0	0-0-0	0	0-0	0-0	0	0	0
9	Aamaris Brown	0	1	1	0-0-0	0-0-0	0	0-0	0-0	0	0	0
50	Bryce Bernard	0	1	1	0-0-0	0-0-0	0	0-0	0-0	0	0	0
24	Mac Harris	0	1	1	0-0-0	0-5-2	0	0-0	0-0	0	0	0
25	Christopher Townsel	0	1	1	0-0-0	0-0-0	0	0-0	0-0	1	0	0
14	Michael Williams II	0	0	0	0-0-0	0-0-0	0	0-0	0-0	0	0	1
Totals	48	26	74	2-0-18	10-0-39	0	0-0	1-35	2	0	0	4

GAME 7: FAU 56, USF 14

RAYMOND JAMES STADIUM • TAMPA, FLA.

OCT. 14, 2022 • 3:30 PM • ESPN2

TAMPA, FLA. – USF (3-4; 2-2 American) fell 56-14 against FAU (3-3; 2-0 American) in the Bulls' homecoming game at Raymond James Stadium. USF trailed 21-14 at the half, but saw FAU post four straight touchdown drives and return a punt for a touchdown to start the second half and run away with a 56-14 victory. FAU produced 587 yards of offense behind 382 yards passing and three touchdowns from quarterback Daniel Richardson and a superlative day from wide receiver/punt returner LaJohntay Wester, who made 10 receptions for 123 yards and a touchdown and returned a third quarter punt 67 yards for a touchdown that broke the game open. USF had strong offensive performances by running back Nay'Quan Wright and wide receiver Michael Brown-Stephens. Wright posted his second 100-yard game of the season, finishing with 106 yards and a touchdown on the ground. Brown Stephens recorded four receptions and finished with 98 yards. DJ Gordon led the Bulls' defense with 10 tackles, followed by freshman cornerback Tavin Ward with eight tackles, a tackle for loss, and an interception in his first career start. FAU scored fast on their opening drive of the game going 67 yards in seven plays and scoring on a 2-yard rushing touchdown by Larry McCammon. Tackles for loss by Mac Harris and Michael Williams sparked life into the USF defense as the Owls were driving again. The next play, Ward recorded his first career interception, stopping the Owls from extending their lead and giving the ball to the Bulls on their own 4-yard line. A deep 38-yard pass from quarterback Byrum Brown to Brown-Stephens gave USF life, but miscues by the offense led the Bulls to punt. Fueling the Owl momentum, Richardson drove FAU down the field 86 yards in 10 plays completing the drive with a 9-yard rushing touchdown by Michael Johnson Jr. to extend their lead to 14-0. The Bulls responded with Brown throwing a 26-yard pass to Atkins, which was caught at the USF 45 and he tip-toed up the sideline for an apparent touchdown, but, on review, the play was called back to the FAU 50 with Atkins ruled to have stepped out of bounds. Unfazed, a 27-yard pass from Atkins to Brown-Stephens on a trick play placed the Bulls near the red-zone. The next play, Wright rushed up the middle for 15 yards and then got the ball again for an 8-yard touchdown run that put the Bulls on the board. FAU responded by scoring quickly, driving 75 yards for a 3-yard rushing touchdown to extend the lead back 21-7 with 5:30 left to play in the first half. An 11-yard run from Brown and a targeting penalty on FAU placed the Bulls at the FAU 35. A 14-yard and 10-yard run from Wright got the Bulls near the goal line. Brown connected with tight end Gunnar Greenwald for a 2-yard touchdown pass to close the gap 21-14 at the end of the first half. To open the second half, FAU struck on their first possession driving 68 yards for a touchdown. The Bulls were forced to punt and the Owls drove 64 yards for another touchdown and a 21-point lead. The USF offense again sputtered, moving three yards before being forced to punt again. This time Wester took the ball at the FAU33 and raced through the Bulls defenders to the endzone and a 42-14 lead.

- FAU outgained USF 587 yards to 388
- FAU converted 9-of-16 on third down while the Bulls went 3-of-15.
- FAU recorded 17 explosive plays in the game.

Team	1st	2nd	3rd	4th	Total
Fla. Atlantic	7	14	21	14	56
South Fla.	0	14	0	0	14

SCORING SUMMARY

Qtr	Time	Scoring Play	V-H
1st	11:43	FAU - #48 Z.Moore 2 yd pass from #10 D.Richardson (#16 L.Lupo kick), 7:67, 02:52	7-0
2nd	10:59	FAU - #6 M.Johnson Jr. 9 yd rush (#16 L.Lupo kick), 7:86, 02:46	14-0
2nd	09:33	USF - #5 N.Wright 8 yd rush (#9 J.Cannon kick), 5:75, 01:26	14-7
2nd	05:37	FAU - #3 L.McCammon 3 yd rush (#16 L.Lupo kick), 9:75, 03:56	21-7
2nd	00:12	USF - #87 G.Greenwald 2 yd pass from #17 B.Brown (#39 J.Cannon kick), 10:76, 02:17	21-14
3rd	12:41	FAU - #6 M.Johnson Jr. 5 yd rush (#16 L.Lupo kick), 5:68, 02:14	28-14
3rd	07:50	FAU - #1 L.Wester 17 yd pass from #10 D.Richardson (#16 L.Lupo kick), 8:64, 03:08	35-14
3rd	06:14	FAU - #1 L.Wester 67 yd punt return (#16 L.Lupo kick), 01:36	42-14
4th	14:55	FAU - #0 T.Johnson 23 yd pass from #10 D.Richardson (#16 L.Lupo kick), 6:64, 02:22	49-14
4th	06:44	FAU - #5 K.Lewis 12 yd rush (#16 L.Lupo kick), 10:70, 06:04	56-14

FLA. ATLANTIC

RUSHING							
	No.	Gain	Loss	Net	TD	Lg	Avg
Larry McCammon	18	82	7	75	1	21	4.2
Kobe Lewis	11	77	7	70	1	22	6.4
Daniel Richardson	1	22	0	22	0	22	22.0
Michael Johnson Jr.	3	17	0	17	2	9	5.7
Je'Quan Burton	1	15	0	15	0	15	15.0
Keyvon Walker	3	13	0	13	0	6	4.3
TEAM	3	0	7	-7	0	0	-2.3
Totals:	40	226	21	205	4	22	5.1

PASSING						
	C-A-I	Yds	TD	Long	Sack	
Daniel Richardson	31-38-11	382	3	47	0	
Totals:	31-38-11	382	3	47	0	

RECEIVING						
	TAR	No.	Yards	YAC	TD	Long
LaJohntay Wester	12	10	123	49	1	30
Tony Johnson	8	8	131	24	1	47
Kobe Lewis	3	3	20	22	0	8
Devin Price	2	2	60	26	0	34
Je'Quan Burton	3	2	15	-3	0	15
Zake Moore	2	2	6	5	1	4
Jymette Hester	2	2	5	7	0	9
Larry McCammon	4	1	14	15	0	14
BJ Alexander	2	1	8	1	0	8
Totals:	38	31	382	146	3	47

PUNTING						
	No.	Yds	Avg	Long	In20	TB
Logan Lupo	2	102	51.0	57	0	1
Totals:	2	102	51.0	57	0	1

RETURNS								
	No	Yds	Lg	Kickoff	No	Yds	Lg	Intercept
LaJohntay Wester	1	67	67	0	0	0	0	0
Kahlil Brantley	0	0	0	1	11	11	0	0
Je'Quan Burton	0	0	0	1	27	27	0	0
Totals:	1	67	67	2	38	27	0	0

SOUTH FLA.

RUSHING							
	No.	Gain	Loss	Net	TD	Lg	Avg
Nay'Quan Wright	15	109	3	106	1	41	7.1
Byrum Brown	11	59	13	46	0	20	4.2
Michel Dukes	2	11	0	11	0	10	5.5
K'wan Powell	3	1	1	0	0	1	0.0
Jaden Alexis	1	0	2	-2	0	0	-2.0
Sean Atkins	1	0	3	-3	0	0	-3.0
Bryce Archie	5	12	32	-20	0	12	-4.0
Totals:	38	192	54	138	1	41	3.6

PASSING						
	C-A-I	Yds	TD	Long	Sack	
Byrum Brown	15-26-0	179	1	38	2	
Bryce Archie	4-7-0	44	0	18	4	
Sean Atkins	1-1-0	27	0	27	0	
Totals:	20-34-0	250	1	38	6	

RECEIVING						
	TAR	No.	Yards	YAC	TD	Long
Sean Atkins	10	7	71	28	0	26
Michael Brown-Stephens	8	4	98	18	0	38
Jaden Alexis	6	3	28	15	0	16
Naiem Simmons	3	2	37	4	0	34
Tyree Kelly	1	1	10	0	0	10
Weston Wolff	1	1	4	3	0	4
Gunnar Greenwald	2	1	2	0	1	2
Nay'Quan Wright	2	1	0	5	0	0
Michel Dukes	0	0	0	0	0	0
Totals:	33	20	250	73	1	38

PUNTING						
	No.	Yds	Avg	Long	In20	TB
Andrew Stokes	5	213	42.6	62	1	0
Totals:	5	213	42.6	62	1	0

RETURNS								
	No	Yds	Lg	Kickoff	No	Yds	Lg	Intercept
Tavin Ward	0	0	0	0	0	0	0	0
Totals:	0	0	0	0	0	0	0	0

FLA. ATLANTIC

#	Name	Solo	Ast	Total	Sacks-Yds	TFL-Yds	FF	FR-Yds	Int-Yds	BrUp	Bkls	QBH
43	Jackson Ambush	7	2	9	0.0-0	1.5-2	0	0-0	0-0	0	0	0
21	Jaylen Wester	4	3	7	1.0-5	1.5-6	0	0-0	0-0	0	0	0
4	Jarron Morris	3	2	5	0.0-0	1.0-3	1	0-0	0-0	0	0	0
23	Amani Wansley	3	2	5	0.0-0	0.0-0	0	1-0	0-0	1	0	0
9	Desmond Tisdol	3	2	5	1.0-9	1.0-9	0	0-0	0-0	1	0	0
8	Evan Anderson	2	3	5	0.0-0	0.0-0	0	0-0	0-0	0	0	0
13	Darius McClendon	3	0	3	0.0-0	0.0-0	0	0-0	0-0	0	0	0
2	Romain Mungin	3	0	3	0.0-0	1.0-1	0	0-0	0-0	0	0	0
0	Dwight Toombs	3	0	3	0.0-0	0.0-0	0	0-0	0-0	0	0	0
44	Jarrett Jerrels	2	1	3	0.0-0	0.5-0	0	0-0	0-0	0	0	0
15	Jude Okolo	1	2	3	1.0-7	1.5-7	0	0-0	0-0	0	0	0
18	Jaden Wheeler	1	1	2	0.0-0	1.0-2	0	0-0	0-0	0	0	0
0	Decarius Hawthorne	1	1	2	1.5-9	1.5-9	0	0-0	0-0	0	0	0
6	Daesae Hill	0	2	2	0.0-0	0.0-0	0	0-0	0-0	1	0	0
3	Larry McCammon	1	0	1	0.0-0	0.0-0	0	0-0	0-0	0	0	0
11	Justin McKitthen	1	0	1	0.0-0	0.0-0	0	0-0	0-0	0	0	0
47	Kaelen Skipper	1	0	1	0.0-0	0.0-0	0	0-0	0-0	0	0	0
54	Marlon Krakue	1	0	1	1.0-11	1.0-11	0	0-0	0-0	0	0	0
7	Latrell Jean	0	1	1	0.0-0	0.0-0	0	0-0	0-0	0	0	0
50	Jacob Merrifield	0	1	1	0.0-0	0.0-0	0	0-0	0-0	0	0	0
51	Courtney McBride	0	1	1	0.0-0	0.0-0	0	0-0	0-0	0	0	0
19	Morven Joseph	0	1	1	0.5-4	0.5-4	0	0-0	0-0	0	0	0
39	Jahbari Hill	0	1	1	0.0-0	0.0-0	0	0-0	0-0	0	0	0
48	Chris Jones	0	0	0	0.0-0	0.0-0	0	0-0	0-0	0	0	1
Totals	40	26	66	6.0-45	12.0-54	1	1-0	0-0	3	0	0	1

SOUTH FLA.

#	Name	Solo	Ast	Total	Sacks-Yds	TFL-Yds	FF	FR-Yds	Int-Yds	BrUp	Bkls	QBH
8	DJ Gordon IV	4	6	10	0.0-0	0.0-0	0	0-0	0-0	0	0	0
26	Tavin Ward	5	3	8	0.0-0	0.5-0	0	0-0	1-0	1	0	0
25	Christopher Townsel	5	2	7	0.0-0	0.0-0	0	0-0	0-0	0	0	0
0	Daquan Evans	4	2	6	0.0-0	1.0-4	0	0-0	0-0	1	0	0
19	Jamie Pathway	2	3	5	0.0-0	1.0-3	0	0-0	0-0	0	0	0
5	Tramel Logan	1	3	4	0.0-0	0.0-0	0	0-0	0-0	0	0	0
24	Mac Harris	1	3	4	0.0-0	0.5-2	0	0-0	0-0	0	0	0
0	Rashad Cheney	0	4	4	0.0-0	0.0-0	0	0-0	0-0	0	0	0
2	Braxton Clark	3	0	3	0.0-0	0.0-0	0	0-0	0-0	0	0	0
14	Michael Williams II	2	1	3	0.0-0	1.5-6	0	0-0	0-0	0	0	0
99	Lloyd Summaller	2	1	3	0.0-0	1.0-2	0	0-0	0-0	0	0	0
10	Jonathan Ross	1	2	3	0.0-0	0.0-0	0	0-0	0-0	0	0	0
55	Andrew Matatafa	1	2	3	0.0-0	0.0-0	0	0-0	0-0	0	0	0
17	Jhalyn Shuler	0	3	3	0.0-0	0.0-0	0	0-0	0-0	0	0	0
21	Jaelen Stokes	2	0	2	0.0-0	0.0-0	0	0-0	0-0	0	0	

GAME 8: USF 24, UCONN 21

PRATT & WHITNEY STADIUM • EAST HARTFORD, CONN.

OCT. 21, 2023 • 3:30 PM • CBSSN

EAST HARTFORD, CONN. – Trailing by two scores with 12:45 to play, USF [4-4; 2-2 AAC] rallied to defeat UConn (1-6), 24-21, on a cool and rainy Saturday at Rentschler Field in East Hartford, Conn. Trailing 21-10, the USF offense snapped into precision. First driving 75 yards in nine plays to cut the lead to 21-17 behind Brown going 4-of-4 for 54 yards and running for 12 yards, including a six-yard quarterback keeper up the gut for the touchdown. The defense forced a punt and the Bulls took over on their own 10 with 6:58 to play and trailing by four. Brown orchestrated a 90-yard drive in nine plays, completing passes to three different receivers, including a huge 17-yard catch by tight end Weston Wolff on third-and-eight from the Bulls 12. Brown's passing got the Bulls out to the 40 and then Wright took over, ripping off a 47-yard run to the UConn9 and scoring two plays later to give the Bulls a 24-21 lead with 4:02 to play. The defense slammed the door as Harris forced a fumble on UConn's next possession that was recovered by Daquan Evans at the UConn46. The teams went to halftime with the Huskies leading 14-10 after a very even first 30 minutes that saw the Bulls gain 224 yards and UConn 237. USF went 1-of-3 on field goal attempts in the half, with John Cannon missing from 45 and 39 yards and making a 45-yarder in the windy conditions. After a scoreless third quarter in which both defenses stiffened, UConn extended its lead with a 33-yard Cam Edwards touchdown run that completed a 71-yard drive and gave the Huskies a 21-10 lead with 12:45 to play. Edwards ran for 149 yards and a touchdown on the day, part of 368 total yards for the Huskies. USF established the run game early, driving 71 yards on its opening possession behind the hard running of Wright. The Bulls reached the UConn5 before being stopped on a 4th-and-4. The defense forced a fumble two plays later as Doug Blue-Eli forced the ball out and Stokes recovered at the UConn10. The Bulls took a 7-0 lead two plays later when Wright bulled his way on a nine-yard and then a quick 1-yard run for the score. USF would finish the day with 463 yards, 260 coming on the ground. UConn tied it at 7-7 after an 84-yard drive that ended with quarterback Taiquan Roberson's 24-yard touchdown run up the sideline early in the second quarter. A Roberson 6-yard pass to Edwards gave UConn a 14-10 lead with 6:48 to play in the half. The Bulls drove to the UConn21 behind runs from Brown and a 30-yard gash from Wright, but stalled there and Cannon's 39-yard field goal attempt went wide right. The Huskies threatened, moving to the USF39, before Stokes picked off a deep Roberson pass near the goal line and returned it to the USF38 to end the first half.

■ RB NayQuan Wright posted his second-straight 100-yard rushing game, reaching the mark by half time before ending with a career-best 186 yards and two touchdowns on 26 carries.

■ QB Byrum Brown found Michael Brown-Stephens nine times for 92 yards on the night and Sean Atkins eight times for 57

■ S Jaelen Stokes had an interception and fumble recovery to go with seven tackles and 2.5 tackles for loss as USF forced four turnovers.

Attendance: 2170

FULL GAME	USF	UCO
FIRST DOWNS	24	20
Rushing	12	8
Passing	10	9
Penalty	2	3
NET YARDS RUSHING	260	193
Rushing Attempts	49	32
Average Per Rush	5.3	6.0
Rushing Touchdowns	3	2
Yards Gained Rushing	273	214
Yards Lost Rushing	13	21
NET YARDS PASSING	203	175
Completions-Attempts-Int	27-39-1	19-34-1
Average Per Attempt	5.2	5.1
Average Per Completion	7.5	9.2
Passing Touchdowns	0	1
TOTAL OFFENSE YARDS	463	368
Total offense plays	88	66
Average Gain Per Play	5.3	5.6
Fumbles: Number-Lost	1-0	3-3
Penalties: Number-Yards	7-72	4-31
PUNTS-YARDS	3-140	5-226
Average Yards Per Punt	46.7	45.2
Net Yards Per Punt	46.7	42.8
Inside 20	2	1
50+ Yards	1	1
Touchbacks	0	0
Fair catch	1	2
KICKOFF-YARDS	5-309	4-233
Average Yards Per Kickoff	61.8	58.2
Net Yards Per Kickoff	44.4	38.8
Touchbacks	2	1
Fair Catch Yards	23	28
Punt returns: Number-Yards-TD	1-12-0	1-0-0
Average Per Return	12.0	0.0
Kickoff returns: Number-Yds-TD	1-25-0	2-14-0
Average Per Return	25.0	7.0
Interceptions: Number-Yds-TD	1-30-0	1-0-0
Fumble Returns: Number-Yds-TD	0-0-0	0-0-0
Miscellaneous Yards	0	0
Possession Time	30:10	29:50
1st Quarter	07:50	07:10
2nd Quarter	08:48	06:12
3rd Quarter	05:36	09:24
4th Quarter	07:56	07:04
Third-Down Conversions	9-19	5-13
Fourth-Down Conversions	0-3	0-1
Red-Zone Scores-Chances	3-6	1-1
Touchdowns	3-6	1-1
Field goals	0-6	0-1
Sacks By: Number-Yards	1-10	1-8
PAT Kicks	3-3	3-3
2Pts Conversions	0-0	0-0
Field Goals	1-3	0-1
Points off Turnover	7	0

SCORE BY QUARTERS

Team	1st	2nd	3rd	4th	Total
South Fla.	7	3	0	14	24
UConn	0	14	0	7	21

SCORING SUMMARY

Qtr	Time	Scoring Play	V-H
1st	10:21	USF - #5 N.Wright 1 yd rush (#93 J.Cannon kick), 2-10, 00:30	7-0
2nd	14:04	UCO - #1 T.Roberson 24 yd rush (#84 J.McFadden kick), 8-84, 03:44	7-7
2nd	06:48	USF - #39 J.Cannon 45 yd FG, 8-44, 02:37	10-7
2nd	03:40	UCO - #0 C.Edwards 6 yd pass from #1 T.Roberson (#84 J.McFadden kick), 7-75, 03:08	10-14
4th	12:45	UCO - #0 C.Edwards 33 yd rush (#84 J.McFadden kick), 7-71, 03:46	10-21
4th	09:51	USF - #17 B.Brown 6 yd rush (#39 J.Cannon kick), 9-75, 02:54	17-21
4th	04:02	USF - #5 N.Wright 4 yd rush (#93 J.Cannon kick), 9-90, 02:56	24-21

TIME DETAILS

Kickoff time: 03:32 PM
End of Game: 07:09 PM

SOUTH FLA.

RUSHING	No.	Gain	Loss	Net	TD	Lg	Avg
NayQuan Wright	26	190	4	186	2	47	7.2
Byrum Brown	14	69	8	61	1	22	4.4
Kwan Powell	9	14	1	13	0	4	1.4
Totals:	49	273	13	260	3	47	5.3

PASSING	C-A-I	Yds	TD	Long	Sack
Byrum Brown	27-39-1	203	0	18	1
Totals:	27-39-1	203	0	18	1

RECEIVING	TAR	No.	Yards	YAC	TD	Long
Michael Brown-Stephens	13	9	92	26	0	18
Sean Atkins	8	8	57	33	0	16
Najem Simmons	8	4	19	14	0	8
Weston Wolff	2	2	25	2	0	17
Jaden Alexis	2	1	4	0	0	4
Kwan Powell	2	1	3	1	0	3
Jaysen Littlejohn	1	1	2	2	0	2
NayQuan Wright	2	1	1	7	0	1
Tyree Kelly	1	0	0	0	0	0
Totals:	39	27	203	85	0	18

PUNTING	No.	Yds	Avg	Long	In20	TB
Andrew Stokes	3	140	46.7	60	2	0
Totals:	3	140	46.7	60	2	0

RETURNS	No	Yds	Lg	No	Yds	Lg
Sean Atkins	1	12	12	0	0	0
Jaden Alexis	0	0	0	1	25	25
Jaelen Stokes	0	0	0	0	1	30
Totals:	1	12	12	1	25	30

FIELD GOALS	Qtr	Time	Dist	Result
John Cannon	1st	05:45	45	MISSED
John Cannon	2nd	06:48	45	GOOD
John Cannon	2nd	00:51	39	MISSED

KICKOFFS	No.	Yards	Avg	TB	OB	
Brendan Farrell	5	309	61.8	2	0	
ALL-PURPOSE	Rush	Rcv	KR	PR	IR	TD
NayQuan Wright	186	1	0	0	0	187

UCONN

RUSHING	No.	Gain	Loss	Net	TD	Lg	Avg
Cam Edwards	22	160	11	149	1	29	6.8
Taiquan Roberson	5	34	10	24	1	24	4.8
Cameron Ross	1	14	0	14	0	14	14.0
Victor Rosa	3	6	0	6	0	4	2.0
Jelani Stafford	1	0	0	0	0	0	0.0
Totals:	32	214	21	193	2	39	6.0

PASSING	C-A-I	Yds	TD	Long	Sack
Taiquan Roberson	19-34-1	175	1	31	1
Totals:	19-34-1	175	1	31	1

RECEIVING	TAR	No.	Yards	YAC	TD	Long
Brett Buckman	7	7	52	21	0	16
Cameron Ross	10	5	87	48	0	30
Cam Edwards	5	4	15	2	1	6
Justin Joly	7	3	28	20	0	31
Geordon Porter	1	0	0	0	0	0
Kevens Clercius	3	0	0	0	0	0
Taiquan Roberson	0	0	-1	0	0	0
Chase Lundt	0	0	-6	0	0	0
Totals:	33	19	175	91	1	31

PUNTING	No.	Yds	Avg	Long	In20	TB
George Caranar	5	226	45.2	56	2	0
Totals:	5	226	45.2	56	2	0

RETURNS	No	Yds	Lg	No	Yds	Lg
Cameron Ross	0	0	0	0	0	0
Bryan Domingo	0	0	2	14	14	0
Tui Faumuina-Brown	0	0	0	0	1	0
Totals:	0	0	2	14	14	0

FIELD GOALS	Qtr	Time	Dist	Result
Joe McFadden	2nd	09:25	48	MISSED

KICKOFFS	No.	Yards	Avg	TB	OB	
Joe McFadden	4	233	58.2	1	0	
ALL-PURPOSE	Rush	Rcv	KR	PR	IR	TD
Cam Edwards	149	15	0	0	0	164

FULL GAME SOUTH FLA.

#	Name	Solo	Ast	Total	Sacks-Yds	TFL-Yds	FF	FR-Yds	Int-Yds	BrUp	Blsks	QBH
17	Jhalyn Shuler	5	3	8	1.0-10	1.0-10	0	0-0	0-0	1	0	0
21	Jaelen Stokes	6	1	7	0.0-0	2.5-3	0	1-0	1-30	0	0	0
24	Mac Harris	5	2	7	0.0-0	1.0-2	1	1-0	0-0	0	0	0
37	Logan Berryhill	3	2	5	0.0-0	0.5-1	0	0-0	0-0	0	0	0
0	Daquan Evans	3	1	4	0.0-0	0.0-0	0	1-0	0-0	1	0	0
13	Doug Blue-Eli	3	1	4	0.0-0	0.0-0	1	0-0	0-0	0	0	0
9	Azmaris Brown	3	0	3	0.0-0	0.0-0	0	0-0	0-0	0	0	0
90	Rashad Cheney	1	2	3	0.0-0	0.5-1	0	0-0	0-0	0	0	0
44	Jacquez Williams	2	0	2	0.0-0	1.0-3	0	0-0	0-0	0	0	0
2	Braxton Clark	2	0	2	0.0-0	0.0-0	0	0-0	0-0	0	0	0
10	Jonathan Ross	1	1	2	0.0-0	0.5-1	0	0-0	0-0	0	0	0
29	Brian Norris	1	0	1	0.0-0	0.0-0	0	0-0	0-0	0	0	0
25	Christopher Townsel	1	0	1	0.0-0	0.0-0	0	0-0	0-0	0	0	0
34	Dominic Gonnella	1	0	1	0.0-0	0.0-0	0	0-0	0-0	0	0	0
33	Timarcus Simpson	1	0	1	0.0-0	0.0-0	0	0-0	0-0	0	0	0
5	Tramel Logan	1	0	1	0.0-0	0.0-0	0	0-0	0-0	0	0	0
26	Tavin Ward	0	1	1	0.0-0	0.0-0	0	0-0	0-0	0	0	0
Totals	39	14	53	1.0-10	7.0-21	2	3-0	1-30	2	0	0	0

UCONN

#	Name	Solo	Ast	Total	Sacks-Yds	TFL-Yds	FF	FR-Yds	Int-Yds	BrUp	Blsks	QBH
8	Jackson Mitchell	9	6	15	0.5-4	1.0-5	0	0-0	0-0	0	0	0
1	Malik Dixon-Williams	8	2	10	0.0-0	1.0-1	1	0-0				

GAME 9: MEMPHIS 59, USF 50

LIBERTY STADIUM • MEMPHIS, TENN.

NOV. 4, 2022 • 3:00 PM • ESPN+

MEMPHIS, TENN. – USF (4-5; 2-3 American) got a superlative performance from quarterback Byrum Brown but couldn't overcome an early 14-0 deficit in a 59-50 loss to Memphis (7-2; 4-1 American) at Liberty Stadium in Memphis, Tenn. In the 12th meeting in the series, the Bulls found themselves in a 14-0 hole just 3:38 into the game and battled back, cutting the lead to seven four times before tying the game at 35 early in the third quarter and then taking a 42-38 lead. But Memphis scored 21 straight points, including a big 85-yard touchdown pass, to derail the comeback that saw USF tally 583 yards of offense. Brown started the game 13-of-13 with two touchdowns before finishing 31-of-39 for 357 yards and five touchdowns. He added 100 yards rushing as he logged 457 total yards and tied a 21-year-old program record for touchdown passes in a game, connecting with five different receivers to tie the mark set by Marquel Blackwell in 2002. His leading target on the day was Sean Atkins who made nine catches for 89 yards and a touchdown and improved his season total to 60. Memphis took the opening kickoff and drove 76 yards in five plays for the opening touchdown and then capitalized on a wild Brown fumble on the Bulls' first possession. On third-and-long, Brown lost his grip on the ball as he attempted a pass and the ball squirted out to the sideline where the Tigers recovered and returned it to the USF3. One play later it was 14-0 with 11:23 to play in the first quarter. The Bulls wowed the margin to seven four times in the first half, before the teams went to halftime with the Tigers leading 35-28. USF got the ball to start the second half and drove to the Memphis 31 where they had a fourth-and-three, Brown battled for extra yards on a keeper and converted. Two plays later he hit Jaden Alexis for a 9-yard touchdown and USF had the game tied at 35. The Bulls' defense forced a 45-yard field from Memphis and the Tigers reclaimed a 38-35 lead. Brown led the USF 75 yards in seven plays, including a 28-yard run of his own and completions of 21 and 19 yards, before Kelley Joiner ran in from nine yards out to give the Bulls their only lead, 42-38, with 6:53 to play in the third quarter. A Blake Watson 34-yard touchdown run put Memphis back on top, 45-42, a lead the Tigers took into the fourth quarter after Brown was intercepted in the end zone late in the third quarter on a play in which it appeared a Memphis defender took the USF receiver out of the play. The Bulls knocked Henigan out of the game briefly after a short two-yard run, but back-up quarterback Tevin Carter came on and hit Roc Taylor on a 10-yard out on the sideline. Taylor made the Bulls defender miss and tip-toed up the sideline before racing 85 yards for a touchdown that gave Memphis a 52-42 lead.

- The 109 combined points were the most ever scored in a USF game.
- Memphis posted 14 explosive plays and 238 yards after the catch on its way to 580 total yards.
- USF committed two turnovers – a fumble and interception – while Memphis had none.
- QB Byrum Brown tied a 21-year-old program record set by Marquel Blackwell (2002) with five touchdown passes in the game.
- S Matt Hill's blocked punt in the second quarter was USF's first since the 2012 season.

FULL GAME		USF	MEM
FIRST DOWNS		28	26
Rushing		7	8
Passing		16	17
Penalty		5	1
NET YARDS RUSHING		226	139
Rushing Attempts		48	29
Average Per Rush		4.7	4.8
Rushing Touchdowns		2	3
Yards Gained Rushing		247	155
Yards Lost Rushing		21	16
NET YARDS PASSING		357	441
Completions-Attempts-Int		31-39-1	25-42-0
Average Per Attempt		9.2	10.5
Average Per Completion		11.5	17.6
Passing Touchdowns		5	5
TOTAL OFFENSE YARDS		583	580
Total offense plays		87	71
Average Gain Per Play		6.7	8.2
Fumbles: Number-Lost		4-1	0-0
Penalties: Number-Yards		7-55	7-72
PUNTS-YARDS		3-102	3-90
Average Yards Per Punt		34.0	30.0
Net Yards Per Punt		32.7	30
Inside 20		2	1
50+ Yards		0	0
Touchbacks		0	0
Fair catch		1	1
KICKOFF-YARDS		7-433	10-621
Average Yards Per Kickoff		61.9	62.1
Net Yards Per Kickoff		35.9	40.3
Touchbacks		2	3
Fair Catch Yards		46	24
Punt returns: Number-Yards-TD		1-35-0	1-40-0
Average Per Return		35.0	40.0
Kickoff returns: Number-Yds-TD		5-93-0	3-86-0
Average Per Return		18.6	28.7
Interceptions: Number-Yds-TD		0-0-0	1-0-0
Fumble Returns: Number-Yds-TD		0-0-0	1-23-0
Miscellaneous Yards		0	0
Possession Time		31:10	28:44
1st Quarter		07:45	07:09
2nd Quarter		05:04	09:56
3rd Quarter		08:25	06:35
4th Quarter		09:56	05:04
Third-Down Conversions		3-12	4-11
Fourth-Down Conversions		1-4	1-2
Red-Zone Scores-Chances		6-6	6-7
Touchdowns		6-6	6-7
Field goals		0-6	0-7
Sacks By: Number-Yards		2-5	0-0
PAT Kicks		6-6	8-8
2PTs Conversions		1-1	0-0
Field Goals		0-0	1-2
Points off Turnover		0	7

SCORE BY QUARTERS

Team	1st	2nd	3rd	4th	Total
South Fla.	7	21	14	8	50
Memphis	21	14	10	14	59

SCORING SUMMARY

Qtr	Time	Scoring Play	V-H
1st	12:53	MEM - #2 S.Henigan 4 yd rush (#46 T.Gillis kick), 5-76, 02:03	0-7
1st	11:23	MEM - #86 B.Doyle 3 yd pass from #2 S.Henigan (#46 T.Gillis kick), 1-3, 00:04	0-14
1st	08:35	USF - #38 S.Atkins 7 yd pass from #17 B.Brown (#39 J.Cannon kick), 7-75, 02:48	7-14
1st	04:12	MEM - #86 B.Doyle 2 yd pass from #2 S.Henigan (#46 T.Gillis kick), 8-75, 04:23	7-21
2nd	09:34	USF - #6 N.Simmons 29 yd pass from #17 B.Brown (#39 J.Cannon kick), 6-74, 02:00	14-21
2nd	06:54	MEM - #62 A.Landphere 10 yd pass from #2 S.Henigan (#46 T.Gillis kick), 8-75, 02:40	14-28
2nd	05:10	USF - #5 N.Wright 1 yd rush (#39 J.Cannon kick), 5-83, 01:37	21-28
2nd	02:27	MEM - #3 R.Taylor 18 yd pass from #2 S.Henigan (#46 T.Gillis kick), 7-75, 02:43	21-35
2nd	00:18	USF - #0 J.Littlejohn 2 yd pass from #17 B.Brown (#39 J.Cannon kick), 3-9, 00:16	28-35
3rd	11:53	USF - #12 J.Alexis 9 yd pass from #17 B.Brown (#39 J.Cannon kick), 8-75, 03:07	35-35
3rd	09:05	MEM - #46 T.Gillis 48 yd FG, 8-30, 02:40	35-38
3rd	06:53	USF - #3 K.Joiner 9 yd rush (#39 J.Cannon kick), 7-75, 02:12	42-38
3rd	04:44	MEM - #4 B.Watson 34 yd rush (#46 T.Gillis kick), 4-80, 02:02	42-45
4th	12:54	MEM - #3 R.Taylor 85 yd pass from #21 T.Carter (#46 T.Gillis kick), 2-88, 00:49	42-52
4th	03:20	MEM - #22 B.Thomas 8 yd rush (#46 T.Gillis kick), 2-15, 00:51	42-59
4th	00:55	USF - #1 K.Brown 8 yd pass from #17 B.Brown (#7 M.Brown-Stephens pass from #17 B.Brown), 8-78, 02:19	50-59

SOUTH FLA.

RUSHING		No.	Gain	Loss	Net	TD	LG	Avg
Byrum Brown	23	118	18	100	0	28	4.3	
Michel Dukes	5	40	0	40	0	30	8.0	
Sean Atkins	2	34	0	34	0	29	17.0	
Nay'Quan Wright	11	32	1	31	1	7	2.8	
Kelley Joiner	7	23	2	21	1	9	3.0	
Totals:	48	247	21	226	2	30	4.7	

PASSING		C-A-I	Yds	TD	Long	Sack
Byrum Brown	31-39-1	357	5	44	0	
Totals:	31-39-1	357	5	44	0	

RECEIVING		TAR	No.	Yards	YAC	TD	Long
Sean Atkins	10	9	89	31	1	22	
Michael Brown-Stephens	6	5	73	12	0	29	
Jaden Alexis	5	4	25	6	1	14	
Khafre Brown	7	3	32	4	1	19	
Michel Dukes	3	3	17	9	0	8	
Naiem Simmons	3	2	73	27	1	44	
Kelley Joiner	1	1	21	21	0	21	
Weston Wolff	1	1	20	17	0	20	
Israel Carter	1	1	7	11	0	7	
Jayson Littlejohn	1	1	2	0	1	2	
Tramel Logan	1	1	2	0	0	0	
Totals:	39	31	357	138	5	44	

PUNTING		No.	Yds	Avg	Long	In20	TB
Andrew Stokes	3	102	34.0	44	2	0	
Totals:	3	102	34.0	44	2	0	

RETURNS		Punt	Kickoff	Intercept					
	No.	Yds	LG	No.	Yds	LG	No.	Yds	LG
Matthew Hill	1	13	13	5	93	29	0	0	0
Timarcus Simpson	0	22	22	0	0	0	0	0	0
Totals:	1	35	22	5	93	29	0	0	0

FIELD GOALS		Qtr	Time	Dist	Result

KICKOFFS		No.	Yards	Avg	TB	OB
Brendan Farrell	7	433	61.9	2	0	
Totals:	7	433	61.9	2	0	

ALL-PURPOSE		Rush	Recv	KR	PR	IR	Total
Sean Atkins	34	89	0	0	0	0	123
Matthew Hill	0	0	93	13	0	106	212
Byrum Brown	100	0	0	0	0	100	100

SOUTH FLA.

#	Name	Solo	Ast	Total	Sacks-Yds	TFL-Yds	FF	FR-Yds	Int-Yds	BrUp	Blks	QBH
10	Jonathan Ross	4	2	6	0-0-0	0-5-1	0	0-0	0-0	0	0	0
24	Mac Harris	5	0	5	0-0-0	0-0-0	0	0-0	0-0	0	0	0
90	Rashad Cheney	2	3	5	0-0-0	0-5-1	0	0-0	0-0	0	0	0
0	Daquan Evans	4	0	4	0-0-0	0-0-0	0	0-0	0-0	2	0	0
17	Jhalyn Shuler	4	0	4	0-0-0	0-0-0	0	0-0	0-0	1	0	0
25	Christopher Townsend	3	0	3	0-0-0	0-0-0	0	0-0	0-0	0	0	0
29	Tevin Ward	3	0	3	0-0-0	1-0-4	0	0-0	0-0	0	0	0
7	Will Jones II	2	1	3	0-0-0	0-0-0	0	0-0	0-0	1	0	0
11	D.J. Harris	2	0	2	0-0-0	0-0-0	0	0-0	0-0	0	0	0
6	Immanuel Hickman	2	0	2	0-0-0	1-2-2	0	0-0	0-0	0	0	0
2	Braxton Clark	1	1	2	0-0-0	0-0-0	0	0-0	0-0	1	0	0
13	Doug Blue-Eil	1	1	2	0-0-0	0-0-0	0	0-0	0-0	0	0	0
54	Armer Amer	1	0	1	0-0-0	0-0-0	0	0-0	0-0	0	0	0
37	Lapin Banyhill	1	0	1	0-0-0	0-0-0	0	0-0	0-0	0	0	0
23	Timarcus Simpson	1	0	1	0-0-0	0-0-0	0	0-0	0-0	0	0	0
21	Jaelen Stokes	1	0	1	0-0-0	0-0-0	0	0-0	0-0	0	0	0
99	Lloyd Summerall	1	0	1	0-0-0	0-0-0	0	0-0	0-0	0	0	0
9	Aamari Brown	1	0	1	0-0-0	0-0-0	0	0-0	0-0	1	0	0
14	Michael Williams II	1	0	1	1-0-2	1-0-2	0	0-0	0-0	0	0	0
28	Jarvis Lee	1	0	1	0-0-0	0-0-0	0	0-0	0-0	0	0	0
5	Tramel Logan	1	0	1	1-0-3	1-0-3	0	0-0	0-0	0	0	0
20	Jameel Sanders	0	1	1	0-0-0	0-0-0	0	0-0	0-0	0	0	0
15	Jayden Curry	0	1	1	0-0-0	0-0-0	0	0-0	0-0	0	0	0
1	Matthew Hill	0	0	0	0-0-0	0-0-0	0	0-0	0-0	0	1	0
Totals	42	10	52	20-5	5-0-13	0-0-0	0-0	0-0	6	1	0	0

MEMPHIS

#	Name	Solo	Ast	Total	Sacks-Yds	TFL-Yds	FF	FR-Yds	Int-Yds	BrUp	Blks	QBH
29	Cameron Smith	8	2	10	0-0-0	0-0-0	0	0-0	0-0	0	0	0
11	Chandler Martin	6	2	8	0-0-0	1-2-2	0	1-23	0-0	0	0	1
9	Geoffrey Cantin-Arku	3	4	7	0-0-0	0-5-2	0	0-0	0-0	0	0	0
12	CorMontae Hamilton	4	2	6	0-0-0	0-5-2	0	0-0	0-0	0	0	0
7	Malik Feaster	4	0	4	0-0-0	0-0-0	0	0-0	0-0	0	0	0
18	Da'Agon Brumfield	4	0	4	0-0-0	0-0-0	0	0-0	0-0	1	0	0
5	Simeon Blair	3	1	4								

GAME 10: USF 27, TEMPLE 23

RAYMOND JAMES STADIUM • TAMPA, FLA.

NOV. 11, 2023 • 12:00 PM • ESPN+

TAMPA, FLA., – USF (5-5; 3-3 American) moved to within one game of bowl eligibility with a 27-23 victory over Temple (3-7; 1-5 American) on Salute to Service Day at Raymond James Stadium. The Bulls defense delivered four turnovers, including three interceptions of Temple quarterback E.J. Warner, and USF out-gained the Owls 451 to 389 on the day. USF finished with 13 explosive plays on the day, marking its second straight game with 13, and forced the Owls to go a combined 6-of-17 on third and fourth downs. USF came out of the gates hitting on all cylinders as Brown found Atkins on a 40-yard completion on the games' opening offensive play. Four plays later, Brown trotted in on a seven-yard touchdown run that put the Bulls up 7-0 just 1:46 into the game, the team's fastest opening score on the year. The Bulls defense then did its part, forcing a punt on Temple's opening possession, the first of three straight stops to begin the game. The Bulls would go on to out-gain Temple 224-37 in the first quarter and build a 17-0 lead. Temple gained its footing, driving 80 yards to get on the board with a 16-yard Warner touchdown pass. The Owls cut the lead to seven on a 42-yard field goal and then picked off Brown on a deep pass over the middle on the Bulls ensuing possession. John Cannon's 44-yard field goal as time expired in the second quarter gave the Bulls a 20-10 lead at halftime. The teams traded missed field goal attempts in the third quarter before Logan extended the USF lead when he stepped in front of a Warner pass at the line of scrimmage and returned it 22 yards for the touchdown and a 27-10 lead. Temple cut the margin to start the fourth quarter when Warner hit Zae Baines with a 20-yard touchdown pass that made in 27-17. After a Bulls punt, Warner drove Temple 83 yards for another touchdown, this time hitting Dante Wright from 12 yards out, to cut the Bulls lead to, 27-23, after the Owls missed the extra punt with 7:03 to play. Taking over on his own 25, Brown guided a 14-play, 58-yard drive, including a big third-and-long completion to Atkins, that ran out Temple's timeouts and the clock for a Bulls victory.

- USF scored a touchdown 1:46 into the game, its fastest opening score of the season.
- USF outgained Temple 224-37 in the first quarter in taking a 17-0 lead. The Bulls won the yardage battle 451 to 389 for the game.
- USF finished with 13 explosive plays on the day, their second consecutive game with 13 or more. The Bulls now have 85 explosive plays on the year and four games with double-digit totals.
- The Bulls gained three interceptions and four total turnovers on the day.
- QB Byron Brown passed for 316 yards and one touchdown, recording his second consecutive 300-yard game and USF record-tying fourth overall on the season.
- WR Sean Atkins made nine catches for a career-best 169 yards and broke the eight-year program record for single-season receptions with 69 on the year, bettering the 67 posted by Rodney Adams in 2016.
- CB Aamaris Brown recorded two interceptions
- DE Tramel Logan got a pick-six, the Bulls' first since 2021, and added two tackles for loss.



Stadium: Raymond James
Attendance: 30938

Full Game	Tem	USF
FIRST DOWNS	24	27
Rushing	7	10
Passing	13	14
Penalty	4	3
NET YARDS RUSHING	109	135
Rushing Attempts	26	52
Average Per Rush	4.2	2.6
Rushing Touchdowns	0	1
Yards Gained Rushing	126	207
Yards Lost Rushing	17	72
NET YARDS PASSING	280	316
Completions-Attempts-Int	24-47-3	18-28-1
Average Per Attempt	6.0	11.3
Average Per Completion	11.7	17.6
Passing Touchdowns	3	1
TOTAL OFFENSE YARDS	389	451
Total offense plays	73	80
Average Gain Per Play	5.3	5.6
Fumbles: Number-Lost	1-1	2-0
Penalties: Number-Yards	7-62	10-70
PUNTS-YARDS	4-150	3-109
Average Yards Per Punt	37.5	36.3
Net Yards Per Punt	37.5	36.3
Inside 20	2	1
50+ Yards	1	0
Touchbacks	1	0
Fair catch	1	2
KICKOFF-YARDS	5-303	6-380
Average Yards Per Kickoff	60.6	63.3
Net Yards Per Kickoff	37.2	43.3
Touchbacks	3	2
Fair Catch Yards	0	68
Punt returns: Number-Yards-TD	0-0-0	0-0-0
Average Per Return	0.0	0.0
Kickoff returns: Number-Yds-TD	1-2-0	127-0-0
Average Per Return	2.0	27.0
Interceptions: Number-Yds-TD	1-0-0	3-22-1
Fumble Returns: Number-Yds-TD	0-0-0	1-2-0
Miscellaneous Yards	0	0
Possession Time	27:51	32:09
1st Quarter	04:55	10:05
2nd Quarter	08:53	06:07
3rd Quarter	07:52	07:08
4th Quarter	06:11	08:49
Third-Down Conversions	2-13	6-17
Fourth-Down Conversions	4-4	1-3
Red-Zone Scores-Chances	4-4	1-4
Touchdowns	3-4	1-4
Field goals	1-4	0-4
Sacks By: Number-Yards	6-40	0-0
PAT Kicks	2-3	3-3
2Pts Conversions	0-0	0-0
Field Goals	1-2	2-4
Points off Turnover	0	7

Team	1st	2nd	3rd	4th	Total
Temple	0	10	0	13	23
South Fla.	17	3	7	0	27

SCORING SUMMARY

Qtr	Time	Scoring Play	V-H
1st	13:14	USF - #17 B. Brown 7 yd rush (#39 J.Cannon kick), 5-65, 01:46	0-7
1st	07:48	USF - #39 J.Cannon 41 yd FG, 8-57, 03:03	0-10
1st	03:03	USF - #1 K. Brown 32 yd pass from #3 B. Brown (#39 J.Cannon kick), 8-85, 02:59	0-17
2nd	11:27	Tem - #84 J. Smith 15 yd pass from #3 E. Warner (#35 C.Price kick), 10-80, 03:39	7-17
2nd	07:59	Tem - #35 C.Price 42 yd FG, 8-46, 02:31	10-17
2nd	00:05	USF - #39 J.Cannon 44 yd FG, 11-72, 03:18	10-20
3rd	03:09	USF - #5 T. Logan 22 yd interception return (#39 J.Cannon kick), 00:32	10-27
4th	13:15	Tem - #80 Z.Baines 20 yd pass from #3 E. Warner (#35 C.Price kick), 6-53, 02:40	17-27
4th	07:03	Tem - #10 D.Wright 12 yd pass from #3 E. Warner (#35 C.Price kick missed), 12-83, 04:26	23-27

TIME DETAILS

Kickoff time: 12:03 PM
End of Game: 03:45 PM
Total elapsed: 03:41

TEMPLE

RUSHING												
	No.	Gain	Loss	Net	TD	LG	Avg					
Darvon Hubbard	8	48	0	48	0	24	6.0					
Edward Saydee	7	30	3	27	0	21	3.9					
E.J. Warner	3	16	0	16	0	12	5.3					
Zae Baines	2	13	6	7	0	13	3.5					
David Martin-Robinson	3	6	0	6	0	4	2.0					
EJ Wilson Jr.	3	13	8	5	0	13	1.7					
Totals:	26	126	17	109	0	24	4.2					
PASSING												
	C-Att	Yds	TD	Long	Sack							
E.J. Warner	24-47-3	280	3	30	0							
Totals:	24-47-3	280	3	30	0							
RECEIVING												
	TAR	No.	Yards	YAC	TD	Long						
David Martin-Robinson	10	7	102	28	0	30						
Edward Saydee	5	4	45	56	0	17						
Jordan Smith	9	3	39	16	1	16						
Zae Baines	6	3	38	7	1	20						
Reese Clark	3	2	21	5	0	18						
Darvon Hubbard	4	2	11	21	0	22						
Dante Wright	6	1	12	3	1	12						
John Adams	1	1	8	8	0	8						
Ian Stewart	1	1	4	1	0	4						
Amad Anderson Jr.	2	0	0	0	0	0						
Totals:	47	24	280	145	3	30						
PUNTING												
	No.	Yds	Avg	Long	In20	TB						
Dante Atton	3	123	41.0	50	1	0						
E.J. Warner	1	27	27.0	27	1	0						
Totals:	4	150	37.5	50	2	0						
RETURNS												
	Punt	Kickoff	Intercept									
	No	Yds	LG	No	Yds	LG	No	Yds	LG			
Darvon Hubbard	0	0	0	1	2	2	0	0	0			
Tywan Francis	0	0	0	0	0	0	1	0	0			
Totals:	0	0	0	1	2	2	1	0	0			
FIELD GOALS												
	Qtr	Time	Dist	Result								
Camden Price	2nd	07:59	42	GOOD								
Camden Price	3rd	10:30	46	MISSED								
KICKOFFS												
	No.	Yards	Avg	TB	OB							
Chris Van Ekeren	1	45	45.0	0	1							
Carl Hardin	4	258	64.5	3	0							
ALL-PURPOSE												
	Rush	Rcv	KR	PR	IR	Total						
David Martin-Robinson	6	102	0	0	0	108						
Edward Saydee	27	45	0	0	0	72						
Darvon Hubbard	48	11	2	0	0	61						
Zae Baines	7	38	0	0	0	45						

SOUTH FLA.

RUSHING												
	No.	Gain	Loss	Net	TD	LG	Avg					
Nay'Quan Wright	18	88	19	69	0	19	3.8					
Kelley Joiner	10	52	0	52	0	11	5.2					
Michel Dukes	5	40	0	40	0	17	8.0					
Israel Carter	1	0	6	-6	0	0	-6.0					
TEAM	3	0	6	-6	0	0	-2.0					
Byrum Brown	15	27	41	-14	1	7	-0.9					
Totals:	52	207	72	135	1	19	2.6					
PASSING												
	C-Att	Yds	TD	Long	Sack							
Byrum Brown	18-26-1	316	1	44	5							
Byce Archie	0-0-0	0	0	0	0							
Israel Carter	0-1-0	0	0	0	0							
Totals:	18-26-1	316	1	44	5							
RECEIVING												
	TAR	No.	Yards	YAC	TD	Long						
Sean Atkins	10	9	169	64	0	40						
Jaden Alexis	6	4	45	26	0	15						
Yusuf Terry	6	2	57	5	0	44						
Khafre Brown	2	1	32	0	1	32						
Naiem Simmons	1	1	13	2	0	13						
Nay'Quan Wright	1	1	0	2	0	0						
Byrum Brown	1	0	0	0	0	0						
Totals:	27	18	316	99	1	44						
PUNTING												
	No.	Yds	Avg	Long	In20	TB						
Andrew Stokes	3	109	36.3	41	1	0						
Totals:	3	109	36.3	41	1	0						
RETURNS												
	Punt	Kickoff	Intercept									
	No	Yds	LG	No	Yds	LG	No	Yds	LG			
Matthew Hill	0	0	0	1	27	27	0	0	0			
Aamaris Brown	0	0	0	0	0	0	2	0	0			
Tramel Logan	0	0	0	0	0	0	1	22	22			
Totals:	0	0	0	1	27	27	3	22	22			
FIELD GOALS												
	Qtr	Time	Dist	Result								
John Cannon	1st	07:48	41	GOOD								
John Cannon	1st	00:06	33	MISSED								
John Cannon	2nd	00:05	44	GOOD								
John Cannon	3rd	03:41	40	MISSED								
KICKOFFS												
	No.	Yards	Avg	TB	OB							
Brendan Farrell	6	380	63.3	2	0							
ALL-PURPOSE												
	Rush	Rcv	KR	PR	IR	Total						
Sean Atkins	0	169	0	0	0	169						
Nay'Quan Wright	69	0	0	0	0	69						
Yusuf Terry	0	57	0	0	0	57						
Kelley Joiner	52	0	0	0	0	52						

TEMPLE

#	Name	Solo	Ast	Total	Sacks-Yds	TFL-Yds	FF	FR-Yds	Int-Yds	BrUp	Bls	QBH
0	Yvandy Rigby	6	10	16	0-0-0	0-5-0	0	0-0-0	0-0-0	0	0	0
31	Alex Odom	5	7	12	0-0-0	0-0-0	0	0-0-0	0-0-0	0	0	0
19	Tywan Francis	6	1	7	0-0-0	0-0-0	0	0-0-0	1-0-0	0	0	0
6	Jordan Magee	3	4	7	0-0-0	1-5-0	0	0-0-0	0-0-0	0	0	0
12	Jacob Hollins	3	4	7	1-0-7	1-0-7	0	0-0-0	0-0-0	0	0	0
23	Corey Yeoman	3	2	5	0-0-0	0-0-0	0	0-0-0	0-0-0	0	0	0
34	Diwon Black	2	2	4	0-0-0	2-0-6	0	0-0-0	0-0-0	0	0	0
53	Zyimir Cobbs	2	1	3	0-0-0	0-0-0	0	0-0-0	0-0-0	0	0	0
13	Layton Jordan	2	1	3	1-0-6							



**2023-24 South Fla. Football
Team Game-by-Game
All games**

Date	Opponent	Rushing				Receiving				Passing				Kick Returns				Punt Returns				tot off		
		no.	yds	td	lg	no.	yds	td	lg	cmp	att	int	yds	td	lg	no.	yds	td	lg	no.	yds		td	lg
09/02/2023	at Western Ky.	61	374	2	37	15	166	1	84	15	34	2	166	1	84	2	32	0	17	3	4	0	3	540
09/09/2023	Florida A&M	44	108	2	22	22	234	3	39	22	37	0	234	3	39	2	30	0	15	2	4	0	3	342
09/16/2023	Alabama	46	177	0	31	14	87	0	15	14	28	1	87	0	15	0	0	0	0	3	22	0	10	264
09/23/2023	Rice	41	162	3	29	22	435	2	59	22	29	0	435	2	59	1	5	0	5	2	11	0	9	597
09/30/2023	at Navy	44	97	2	11	26	338	3	88	26	34	0	338	3	88	3	60	0	21	3	10	0	10	435
10/07/2023	at UAB	37	211	3	60	24	260	2	40	24	44	2	260	2	40	4	79	0	56	0	0	0	0	471
10/14/2023	Fla. Atlantic	38	138	1	41	20	250	1	38	20	34	0	250	1	38	0	0	0	0	0	0	0	0	388
10/21/2023	at UConn	49	260	3	47	27	203	0	18	27	39	1	203	0	18	1	25	0	25	1	12	0	12	463
11/04/2023	at Memphis	48	226	2	30	31	357	5	44	31	39	1	357	5	44	5	93	0	29	0	22	0	22	583
11/11/2023	Temple	52	135	1	19	18	316	1	44	18	28	1	316	1	44	1	27	0	27	0	0	0	0	451
South Fla.		460	1888	19	60	219	2646	18	88	219	346	8	2646	18	88	19	351	0	56	14	85	0	22	4534
Opponents		337	1491	21	48	221	3031	25	85	221	367	9	3031	25	85	24	443	0	37	8	89	1	67	4522

South Fla. Averages

Games	Avg/ rush	Avg/ catch	Pass effic	KR avg	PR avg	All purpose avg/game	Total offense avg/game
10	4.1	12.1	140.1	18.5	6.1	508.6	453.4

Date	Opponent	Tackles			Sacks no-yds	Fumble ff fr-yds	Pass Defense			blkd kick	PAT attempts			off				
		ua	a	total			tfl-yds	int-yds	qbh		brup	kick	rush	rcv	saf	t/o	pts	
09/02/2023	at Western Ky.	45	16	61	5.0-11	0-0	0	0-0	0-0	2	5	0	3-3	0	0	0	0	24
09/09/2023	Florida A&M	37	22	59	12.0-37	4-25	2	2-11	3-29	3	2	0	5-5	0	0	0	10	38
09/16/2023	Alabama	23	52	75	8.0-37	5-32	0	1-0	0-0	5	3	0	0-0	0	0	0	3	3
09/23/2023	Rice	39	26	65	11.0-43	4-27	0	0-0	0-0	2	3	0	4-4	0	1	0	0	42
09/30/2023	at Navy	37	32	69	5.0-12	1-3	0	1-70	0-0	1	2	0	6-6	0	0	0	7	44
10/07/2023	at UAB	48	26	74	10.0-39	2-18	0	0-0	1-35	4	2	0	5-5	0	0	0	7	35
10/14/2023	Fla. Atlantic	38	42	80	7.0-22	0-0	0	0-0	1-0	0	2	0	2-2	0	0	0	0	14
10/21/2023	at UConn	39	14	53	7.0-21	1-10	2	3-0	1-30	0	2	0	3-3	0	0	0	7	24
11/04/2023	at Memphis	42	10	52	5.0-13	2-5	0	0-0	0-0	0	6	1	6-6	0	1	0	0	50
11/11/2023	Temple	35	26	61	5.0-28	0-0	1	1-2	3-22	3	7	0	3-3	0	0	0	7	27
South Fla.		383	266	649	75.0-263	19-120	5	8-83	9-116	20	34	1	37-37	0	2	0	41	301
Opponents		481	310	791	82.0-328	38-235	11	9-50	8-8	18	29	0	45-46	0	1	0	42	356

Date	Opponent	Punting							Field Goals			Kickoffs						
		no.	yds	avg	long	blkd	tb	fc	50+	i20	md-att	long	blkd	no.	yds	avg	tb	ob
09/02/2023	at Western Ky.	6	290	48.3	54	0	0	2	2	3	1-1	37	0	5	305	61.0	1	0
09/09/2023	Florida A&M	5	207	41.4	49	0	0	3	0	3	1-1	27	0	7	434	62.0	3	0
09/16/2023	Alabama	5	222	44.4	56	0	0	0	1	2	1-1	44	0	2	130	65.0	1	0
09/23/2023	Rice	2	72	36.0	39	0	0	0	0	1	2-2	40	0	8	500	62.5	3	0
09/30/2023	at Navy	4	145	36.3	44	0	0	2	0	1	0-0	0	0	7	436	62.3	3	0
10/07/2023	at UAB	3	137	45.7	48	0	0	0	0	0	0-0	0	0	6	243	40.5	2	2
10/14/2023	Fla. Atlantic	5	213	42.6	62	0	0	1	1	1	0-1	0	0	3	165	55.0	1	0
10/21/2023	at UConn	3	140	46.7	60	0	0	1	1	2	1-3	45	0	5	309	61.8	2	0
11/04/2023	at Memphis	3	102	34.0	44	0	0	1	0	2	0-0	0	0	7	433	61.9	2	0
11/11/2023	Temple	3	109	36.3	41	0	0	2	0	1	2-4	44	0	6	380	63.3	2	0
South Fla.		39	1637	42.0	62	0	0	12	5	16	8-13	45	0	56	3335	59.6	20	2
Opponents		45	1841	40.9	60	1	4	11	8	14	7-14	48	0	63	3781	60.0	26	2



**2023-24 South Fla. Football
Opponents Game-by-Game
All games**

Date	Opponent	Rushing				Receiving				Passing				Kick Returns				Punt Returns				tot off		
		no.	yds	td	lg	no.	yds	td	lg	cmp	att	int	yds	td	lg	no.	yds	td	lg	no.	yds		td	lg
09/02/2023	at Western Ky.	23	129	2	23	29	336	2	51	29	50	0	336	2	51	4	63	0	17	1	-1	0	0	465
09/09/2023	Florida A&M	29	19	2	9	24	374	1	45	24	43	3	374	1	45	3	45	0	17	0	0	0	0	393
09/16/2023	Alabama	42	203	2	48	10	107	0	45	10	23	0	107	0	45	1	22	0	22	1	-1	0	0	310
09/23/2023	Rice	20	1	0	11	34	491	4	80	34	50	0	491	4	80	4	80	0	26	0	0	0	0	492
09/30/2023	at Navy	48	240	2	28	5	90	2	68	5	11	0	90	2	68	4	93	0	32	1	13	0	13	330
10/07/2023	at UAB	48	253	4	33	20	355	4	75	20	29	1	355	4	75	0	0	0	0	2	7	0	3	608
10/14/2023	Fla. Atlantic	40	205	4	22	31	382	3	47	31	38	1	382	3	47	2	38	0	27	1	67	1	67	587
10/21/2023	at UConn	32	193	2	39	19	175	1	31	19	34	1	175	1	31	2	14	0	14	1	0	0	0	368
11/04/2023	at Memphis	29	139	3	34	25	441	5	85	25	42	0	441	5	85	3	86	0	37	1	4	0	4	580
11/11/2023	Temple	26	109	0	24	24	280	3	30	24	47	3	280	3	30	1	2	0	2	0	0	0	0	389
Opponents		337	1491	21	48	221	3031	25	85	221	367	9	3031	25	85	24	443	0	37	8	89	1	67	4522
South Fla.		460	1888	19	60	219	2646	18	88	219	346	8	2646	18	88	19	351	0	56	14	85	0	22	4534

Opponents Averages

Games	Avg/ rush	Avg/ catch	Pass effic	KR avg	PR avg	All purpose avg/game	Total offense avg/game
10	4.4	13.7	147.2	18.5	11.1	506.2	452.2

Date	Opponent	Tackles				Sacks no-yds	Fumble		Pass Defense			blkd kick	PAT attempts			off		
		ua	a	total	tfl-yds		ff	fr-yds	int-yds	qbh	brup		kick	rush	rcv	saf	t/o	pts
09/02/2023	at Western Ky.	58	32	90	6.0-30	5-29	1	1-27	2-8	4	6	0	5-5	0	0	0	7	41
09/09/2023	Florida A&M	53	26	79	13.0-43	6-32	0	0-0	0-0	1	1	0	3-3	0	0	0	0	24
09/16/2023	Alabama	38	48	86	9.0-28	4-18	1	1-0	1-0	1	3	0	2-2	0	0	0	7	17
09/23/2023	Rice	28	56	84	8.0-31	3-17	2	1-0	0-0	0	2	0	3-3	0	1	0	7	29
09/30/2023	at Navy	58	20	78	6.0-37	4-31	2	3-0	0-0	5	3	0	3-3	0	0	0	7	30
10/07/2023	at UAB	46	16	62	5.0-17	3-15	0	1-0	2-0	4	7	0	8-8	0	0	0	14	56
10/14/2023	Fla. Atlantic	40	26	66	12.0-54	6-45	1	1-0	0-0	1	3	0	8-8	0	0	0	0	56
10/21/2023	at UConn	55	32	87	5.0-14	1-8	1	0-0	1-0	0	1	0	3-3	0	0	0	0	21
11/04/2023	at Memphis	59	16	75	5.0-11	0-0	2	1-23	1-0	1	3	0	8-8	0	0	0	0	59
11/11/2023	Temple	46	38	84	13.0-63	6-40	1	0-0	1-0	1	0	0	2-3	0	0	0	0	23
Opponents		481	310	791	82.0-328	38-235	11	9-50	8-8	18	29	0	45-46	0	1	0	42	356
South Fla.		383	266	649	75.0-263	19-120	5	8-83	9-116	20	34	1	37-37	0	2	0	41	301

Date	Opponent	Punting							Field Goals			Kickoffs						
		no.	yds	avg	long	blkd	tb	fc	50+	i20	md-att	long	blkd	no.	yds	avg	tb	ob
09/02/2023	at Western Ky.	6	261	43.5	51	0	0	2	1	2	2-2	42	0	8	516	64.5	5	0
09/09/2023	Florida A&M	4	161	40.3	48	0	0	0	0	1	1-1	27	0	5	231	46.2	1	0
09/16/2023	Alabama	8	369	46.1	60	0	3	1	2	4	1-1	30	0	4	260	65.0	4	0
09/23/2023	Rice	4	133	33.3	37	0	0	1	0	0	0-2	0	0	4	237	59.3	1	0
09/30/2023	at Navy	6	270	45.0	50	0	0	3	2	1	1-2	44	0	6	361	60.2	0	0
10/07/2023	at UAB	3	79	26.3	34	0	0	0	0	1	0-1	0	0	9	511	56.8	2	0
10/14/2023	Fla. Atlantic	2	102	51.0	57	0	1	0	1	0	0-0	0	0	8	508	63.5	6	0
10/21/2023	at UConn	5	226	45.2	56	0	0	2	1	2	0-1	0	0	4	233	58.3	1	0
11/04/2023	at Memphis	3	90	30.0	47	1	0	1	0	1	1-2	48	0	10	621	62.1	3	1
11/11/2023	Temple	4	150	37.5	50	0	0	1	1	2	1-2	42	0	5	303	60.6	3	1
Opponents		45	1841	40.9	60	1	4	11	8	14	7-14	48	0	63	3781	60.0	26	2
South Fla.		39	1637	42.0	62	0	0	12	5	16	8-13	45	0	56	3335	59.6	20	2



2023-24 South Fla. Football
Overall Team Statistics
All games

Team Statistics

	USF	OPP
Scoring	301	356
Points per game	30.1	35.6
Points Off Turnovers	41	42
First Downs	237	218
Rushing	109	82
Passing	102	112
Penalty	26	24
Rushing Yardage	1888	1491
Yards gained rushing	2229	1728
Yards lost rushing	341	237
Rushing attempts	460	337
Average per rush	4.1	4.4
Average per game	188.8	149.1
TDs Rushing	19	21
Passing Yardage	2646	3031
Comp-Att-Int	219-346-8	221-367-9
Average per pass	7.6	8.3
Average per catch	12.1	13.7
Average per game	264.6	303.1
TDs Passing	18	25
Total offense	4534	4522
Total plays	806	704
Average per play	5.6	6.4
Average per game	453.4	452.2
Kick returns: #-Yards	19-351	24-443
Punt returns: #-Yards	14-85	8-89
Int returns: #-Yards	9-116	8-8
Kick return average	18.5	18.5
Punt return average	6.1	11.1
Int return average	12.9	1.0
Fumbles-Lost	16-9	9-8
Penalties-Yards	78-678	73-595
Average per game	67.8	59.5
Punts-Yards	39-1637	45-1841
Average per punt	42.0	40.9
Net punt average	39.7	38.2
Kickoffs-Yards	56-3335	63-3781
Average per kick	59.6	60.0
Net kick average	38.9	39.1
Time of possession / game	28:58	30:45
3rd-down conversion	62/163	49/139
3rd-down pct	38%	35%
4rd-down conversion	17/39	16/24



**2023-24 South Fla. Football
Overall Team Statistics
All games**

	USF	OPP
4rd-down pct	44%	67%
Sacks by-Yards	19-120	38-235
Misc Yards	0	0
Touchdowns scored	39	48
Field goals - attempts	8-13	7-14
On-Side kicks	0-1	1-2
Red-zone scores	(32-44) 73%	(34-40) 85%
Red-zone touchdowns	(29-44) 66%	(30-40) 75%
PAT-attempts	(37-37) 100%	(45-46) 98%
2-point conversion-attempts	(2-3) 67%	(1-2) 50%
Attendance	198382	120946
Games / Avg per game	5/39676	5/24189
Neutral site games	-	0/0

Score by Periods

Team	1st	2nd	3rd	4th	OT	TOT
South Fla.	86	80	63	72	0	301
Opponents	84	99	79	94	0	356



**2023-24 South Fla. Football
Overall Defense Statistics
All games**

Team Defense

##	Player	gp	Tackles				Sacks	Pass defense			Fumbles		blkd	
			ua	a	tot	tfl/yds		no-yds	int-yds	brup	qbh	fr-yds	ff	kick
17	Jhalyn Shuler	10	34	34	68	3.5-21	2-18	.	4	1	.	1	.	.
21	Jaelen Stokes	10	34	18	52	3.5-10	1-7	2-31	.	1	1-0	1	.	.
0	Daquan Evans	10	35	11	46	11-38	3-17	.	7	3	1-0	.	.	.
37	Logan Berryhill	9	31	14	45	0.5-1	.	2-28	2
8	DJ Gordon IV	8	18	22	40	6.5-24	2.5-18	.	1	2
90	Rashad Cheney	9	10	23	33	6.5-13	0.5-1
10	Jonathan Ross	10	19	13	32	6-23	2-16	.	.	1
9	Aamaris Brown	9	21	7	28	2-13	1-12	2-0	3
5	Tramel Logan	10	12	15	27	6-29	1.5-6	1-22	3	1	1-70	.	.	.
2	Braxton Clark	9	23	3	26	1-2	.	1-35	4
26	Tavin Ward	10	17	6	23	2-5	.	1-0	4
55	Andrew Mata'afa	8	10	11	21	0.5-2	0.5-2
99	Lloyd Summerall	8	9	12	21	4-13	1-5	.	.	3
24	Mac Harris	10	12	8	20	3-12	.	.	.	1	3-2	1	.	.
25	Christopher Townsel	10	14	6	20	1-3	.	.	1
11	D.J. Harris	10	10	10	20	2.5-5	2-11	.	.	.
15	Jayden Curry	10	6	8	14	0.5-1	.	.	1	1
13	Doug Blue-Eli	10	6	7	13	1.5-3	.	.	.	2	.	1	.	.
6	Immanuel Hickman	9	6	7	13	2.5-6
19	Jamie Pettway	10	5	7	12	1-3	1	.	.
14	Michael Williams II	10	7	4	11	2.5-8	1-2	.	1	1
4	Jason Vaughn	4	5	5	10	2.5-14	2-12	.	.	1
1	Matthew Hill	10	4	3	7	1-4	1	.
7	Will Jones II	8	5	2	7	.	.	.	1	1
44	Jacquez Williams	8	5	1	6	2-7	1-4
34	Dominic Gonnella	9	4	2	6
29	Brian Norris	6	4	1	5	1
33	Timarcus Simpson	8	3	.	3
94	Keeon Terrell	4	2	1	3
54	Amer Amer	10	3	.	3
28	Jarvis Lee	9	3	.	3
38	Sean Atkins	10	2	.	2
53	De'Juan Sease	4	1	1	2	1-2
50	Bryce Bernard	10	1	1	2	1-1
20	Jameel Sanders	5	.	1	1	.	.	.	1
85	Christian Helms	8	.	1	1
34	Rico Watson III	1	1	.	1
17	Byrum Brown	10	1	.	1
22	Cole Dillon	1	1
Totals		10	383	266	649	75-263	19-120	9-116	34	20	8-83	5	1	0
Opponents		10	481	310	791	82-328	38-235	8-8	29	18	9-50	11	0	0



2023-24 South Fla. Football
Team Game Highs
All games

South Fla. - Game Highs

RUSHES	61	at Western Ky. (09/02/2023)
YARDS RUSHING	374	at Western Ky. (09/02/2023)
YARDS PER RUSH	6.1	at Western Ky. (09/02/2023)
TD RUSHES	3 3 3	at UConn (10/21/2023) at UAB (10/07/2023) Rice (09/23/2023)
PASS ATTEMPTS	44	at UAB (10/07/2023)
PASS COMPLETIONS	31	at Memphis (11/04/2023)
YARDS PASSING	435	Rice (09/23/2023)
YARDS PER PASS	15.0	Rice (09/23/2023)
TD PASSES	5	at Memphis (11/04/2023)
TOTAL PLAYS	95	at Western Ky. (09/02/2023)
TOTAL OFFENSE	597	Rice (09/23/2023)
YARDS PER PLAY	8.5	Rice (09/23/2023)
POINTS	50	at Memphis (11/04/2023)
SACKS BY	5	Alabama (09/16/2023)
FIRST DOWNS	28	at Memphis (11/04/2023)
PENALTIES	14	Florida A&M (09/09/2023)
PENALTY YARDS	114	Florida A&M (09/09/2023)
TURNOVERS	3 3 3	at UAB (10/07/2023) at Navy (09/30/2023) at Western Ky. (09/02/2023)
PUNTS	6	at Western Ky. (09/02/2023)
PUNTING AVG	48.3	at Western Ky. (09/02/2023)
LONG PUNT	62	Fla. Atlantic (10/14/2023)
PUNTS INSIDE 20	3 3	Florida A&M (09/09/2023) at Western Ky. (09/02/2023)
LONG PUNT RETURN	22	at Memphis (11/04/2023)



**2023-24 South Fla. Football
Opponent Match Highs
All games**

Opponent - Game Highs

RUSHES	48	at UAB (10/07/2023)
	48	at Navy (09/30/2023)
YARDS RUSHING	253	at UAB (10/07/2023)
YARDS PER RUSH	6.0	at UConn (10/21/2023)
TD RUSHES	4	Fla. Atlantic (10/14/2023)
	4	at UAB (10/07/2023)
PASS ATTEMPTS	50	Rice (09/23/2023)
	50	at Western Ky. (09/02/2023)
PASS COMPLETIONS	34	Rice (09/23/2023)
YARDS PASSING	491	Rice (09/23/2023)
YARDS PER PASS	12.2	at UAB (10/07/2023)
TD PASSES	5	at Memphis (11/04/2023)
TOTAL PLAYS	78	Fla. Atlantic (10/14/2023)
TOTAL OFFENSE	608	at UAB (10/07/2023)
YARDS PER PLAY	8.2	at Memphis (11/04/2023)
POINTS	59	at Memphis (11/04/2023)
SACKS BY	6	Temple (11/11/2023)
	6	Fla. Atlantic (10/14/2023)
	6	Florida A&M (09/09/2023)
FIRST DOWNS	29	at UAB (10/07/2023)
PENALTIES	12	Florida A&M (09/09/2023)
PENALTY YARDS	115	Florida A&M (09/09/2023)
TURNOVERS	5	Florida A&M (09/09/2023)
PUNTS	8	Alabama (09/16/2023)
PUNTING AVG	51.0	Fla. Atlantic (10/14/2023)
LONG PUNT	60	Alabama (09/16/2023)
PUNTS INSIDE 20	4	Alabama (09/16/2023)
LONG PUNT RETURN	67	Fla. Atlantic (10/14/2023)



**2023-24 South Fla. Football
Team Match Lows
All games**

South Fla. - Game Lows

RUSHES	37	at UAB (10/07/2023)
YARDS RUSHING	97	at Navy (09/30/2023)
YARDS PER RUSH	2.2	at Navy (09/30/2023)
TD RUSHES	0	Alabama (09/16/2023)
PASS ATTEMPTS	28	Temple (11/11/2023)
	28	Alabama (09/16/2023)
PASS COMPLETIONS	14	Alabama (09/16/2023)
YARDS PASSING	87	Alabama (09/16/2023)
YARDS PER PASS	3.1	Alabama (09/16/2023)
TD PASSES	0	at UConn (10/21/2023)
	0	Alabama (09/16/2023)
TOTAL PLAYS	70	Rice (09/23/2023)
TOTAL OFFENSE	264	Alabama (09/16/2023)
YARDS PER PLAY	3.6	Alabama (09/16/2023)
POINTS	3	Alabama (09/16/2023)
SACKS BY	0	Temple (11/11/2023)
	0	Fla. Atlantic (10/14/2023)
	0	at Western Ky. (09/02/2023)
FIRST DOWNS	14	Alabama (09/16/2023)
PENALTIES	1	at Navy (09/30/2023)
PENALTY YARDS	12	at Navy (09/30/2023)
INTERCEPTIONS BY	0	at Memphis (11/04/2023)
	0	at Navy (09/30/2023)
	0	Rice (09/23/2023)
	0	Alabama (09/16/2023)
	0	at Western Ky. (09/02/2023)
PUNTS	2	Rice (09/23/2023)
PUNTING AVG	34.0	at Memphis (11/04/2023)
LONG PUNT	39	Rice (09/23/2023)
PUNTS INSIDE 20	0	at UAB (10/07/2023)
LONG PUNT RETURN	0	Temple (11/11/2023)
	0	Fla. Atlantic (10/14/2023)
	0	at UAB (10/07/2023)



**2023-24 South Fla. Football
Opponent Match Lows
All games**

Opponent - Game Lows

RUSHES	20	Rice (09/23/2023)
YARDS RUSHING	1	Rice (09/23/2023)
YARDS PER RUSH	0.1	Rice (09/23/2023)
TD RUSHES	0	Temple (11/11/2023)
	0	Rice (09/23/2023)
PASS ATTEMPTS	11	at Navy (09/30/2023)
PASS COMPLETIONS	5	at Navy (09/30/2023)
YARDS PASSING	90	at Navy (09/30/2023)
YARDS PER PASS	4.7	Alabama (09/16/2023)
TD PASSES	0	Alabama (09/16/2023)
TOTAL PLAYS	59	at Navy (09/30/2023)
TOTAL OFFENSE	310	Alabama (09/16/2023)
YARDS PER PLAY	4.8	Alabama (09/16/2023)
POINTS	17	Alabama (09/16/2023)
SACKS BY	0	at Memphis (11/04/2023)
FIRST DOWNS	11	at Navy (09/30/2023)
PENALTIES	4	at UConn (10/21/2023)
	4	Fla. Atlantic (10/14/2023)
PENALTY YARDS	31	at UConn (10/21/2023)
INTERCEPTIONS BY	0	Fla. Atlantic (10/14/2023)
	0	at Navy (09/30/2023)
	0	Rice (09/23/2023)
	0	Florida A&M (09/09/2023)
PUNTS	2	Fla. Atlantic (10/14/2023)
PUNTING AVG	26.3	at UAB (10/07/2023)
LONG PUNT	34	at UAB (10/07/2023)
PUNTS INSIDE 20	0	Fla. Atlantic (10/14/2023)
	0	Rice (09/23/2023)
LONG PUNT RETURN	0	Temple (11/11/2023)
	0	at UConn (10/21/2023)
	0	Rice (09/23/2023)
	0	Alabama (09/16/2023)
	0	Florida A&M (09/09/2023)
	0	at Western Ky. (09/02/2023)



2023-24 South Fla. Football
Individual Game Highs
All games

South Fla. - Individual Game Highs

RUSHES	26	Nay'Quan Wright at UConn (10/21/2023)
YARDS RUSHING	186	Nay'Quan Wright at UConn (10/21/2023)
TD RUSHES	2 2 2 2	Nay'Quan Wright at UConn (10/21/2023) Byrum Brown at UAB (10/07/2023) Byrum Brown vs Florida A&M (09/09/2023) Byrum Brown at Western Ky. (09/02/2023)
LONG RUSH	60	Byrum Brown at UAB (10/07/2023)
PASS ATTEMPTS	43	Byrum Brown at UAB (10/07/2023)
PASS COMPLETIONS	31	Byrum Brown at Memphis (11/04/2023)
YARDS PASSING	435	Byrum Brown vs Rice (09/23/2023)
TD PASSES	5	Byrum Brown at Memphis (11/04/2023)
LONG PASS	88	Byrum Brown at Navy (09/30/2023)
RECEPTIONS	9 9 9	Sean Atkins vs Temple (11/11/2023) Sean Atkins at Memphis (11/04/2023) Michael Brown-Stephens at UConn (10/21/2023)
YARDS RECEIVING	272	Naiem Simmons vs Rice (09/23/2023)
TD RECEPTIONS	2	Sean Atkins at Navy (09/30/2023)
LONG RECEPTION	88	Sean Atkins at Navy (09/30/2023)
PUNTS	6	Andrew Stokes at Western Ky. (09/02/2023)
PUNTING AVG	48.3	Andrew Stokes at Western Ky. (09/02/2023)
LONG PUNT	62	Andrew Stokes vs Fla. Atlantic (10/14/2023)
PUNTS INSIDE 20	3 3	Andrew Stokes vs Florida A&M (09/09/2023) Andrew Stokes at Western Ky. (09/02/2023)
LONG PUNT RETURN	22	Timarcus Simpson at Memphis (11/04/2023)
LONG KICKOFF RETURN	56	Matthew Hill at UAB (10/07/2023)
TACKLES	11	JhalyN Shuler vs Alabama (09/16/2023)
SACKS	3	Daquan Evans vs Alabama (09/16/2023)
TACKLES FOR LOSS	4	Daquan Evans vs Alabama (09/16/2023)



**2023-24 South Fla. Football
Opponent Individual Match Highs
All games**

Opponent - Individual Game Highs

RUSHES	22	Cam Edwards at UConn (10/21/2023)
YARDS RUSHING	149	Cam Edwards at UConn (10/21/2023)
TD RUSHES	4	Jermaine Brown Jr. at UAB (10/07/2023)
LONG RUSH	48	Roydell Williams vs Alabama (09/16/2023)
PASS ATTEMPTS	50	Austin Reed at Western Ky. (09/02/2023)
PASS COMPLETIONS	31	Daniel Richardson vs Fla. Atlantic (10/14/2023)
YARDS PASSING	432	JT Daniels vs Rice (09/23/2023)
TD PASSES	4	Seth Henigan at Memphis (11/04/2023)
	4	Jacob Zeno at UAB (10/07/2023)
LONG PASS	85	Tevin Carter at Memphis (11/04/2023)
RECEPTIONS	10	LaJohntay Wester vs Fla. Atlantic (10/14/2023)
YARDS RECEIVING	199	Luke McCaffrey vs Rice (09/23/2023)
TD RECEPTIONS	2	Roc Taylor at Memphis (11/04/2023)
	2	Brendan Doyle at Memphis (11/04/2023)
	2	Tejhaun Palmer at UAB (10/07/2023)
	2	Dean Connors vs Rice (09/23/2023)
LONG RECEPTION	85	Roc Taylor at Memphis (11/04/2023)
FIELD GOALS	2	Lucas Carneiro at Western Ky. (09/02/2023)
LONG FIELD GOALS	48	Tanner Gillis at Memphis (11/04/2023)
PUNTS	8	James Burnip vs Alabama (09/16/2023)
PUNTING AVG	51.0	Logan Lupo vs Fla. Atlantic (10/14/2023)
LONG PUNT	60	James Burnip vs Alabama (09/16/2023)
PUNTS INSIDE 20	4	James Burnip vs Alabama (09/16/2023)
LONG PUNT RETURN	67	LaJohntay Wester vs Fla. Atlantic (10/14/2023)
LONG KICKOFF RETURN	37	Sutton Smith at Memphis (11/04/2023)
TACKLES	16	Yvandy Rigby vs Temple (11/11/2023)
SACKS	2	Tra Thomas vs Temple (11/11/2023)
	2	Nikia Eason Jr. at UAB (10/07/2023)
	2	Isaiah Major vs Florida A&M (09/09/2023)
TACKLES FOR LOSS	3	Chris Braswell vs Alabama (09/16/2023)
	3	Isaiah Major vs Florida A&M (09/09/2023)
INTERCEPTIONS	1	Tywan Francis vs Temple (11/11/2023)
	1	Simeon Blair at Memphis (11/04/2023)
	1	Tui Faumuina-Brown at UConn (10/21/2023)
	1	A.D. Diamond at UAB (10/07/2023)
	1	Keondre Swoopes at UAB (10/07/2023)
	1	Malachi Moore vs Alabama (09/16/2023)
	1	Desmyn Baker at Western Ky. (09/02/2023)
	1	Aaron Key at Western Ky. (09/02/2023)



**2023-24 South Fla. Football
Individual Statistics
All games**

Rushing

Player	gp	att	gain	loss	net	avg	td	lg	avg/g
Nay'Quan Wright	10	145	730	40	690	4.8	6	47	69.0
Byrum Brown	10	168	892	233	659	3.9	9	60	65.9
Michel Dukes	8	48	247	1	246	5.1	2	30	30.8
K'wan Powell	8	56	207	8	199	3.6	1	27	24.9
Kelley Joiner	7	25	98	5	93	3.7	1	11	13.3
Sean Atkins	10	4	40	3	37	9.3	0	20	3.7
Gunnar Greenwald	10	1	3	0	3	3.0	0	3	0.3
Jaden Alexis	10	1	0	2	-2	-2.0	0	0	-0.2
Israel Carter	2	1	0	6	-6	-6.0	0	0	-3.0
Bryce Archie	5	5	12	32	-20	-4.0	0	12	-4.0
Team	10	6	0	11	-11	-1.8	0	0	-1.1
Total	10	460	2229	341	1888	4.1	19	60	188.8
Opponents	10	337	1728	237	1491	4.4	21	48	149.1

Passing

Player	gp	effic	comp-att-int	pct	yds	td	lg	avg/g
Byrum Brown	10	141.1	212-332-8	63.9	2538	18	88	253.8
Bryce Archie	5	77.5	5-11-0	45.5	42	0	18	8.4
Sean Atkins	10	377.2	2-2-0	100.0	66	0	39	6.6
Israel Carter	2	0.0	0-1-0	0.0	0	0	0	0.0
Total	10	140.1	219-346-8	63.3	2646	18	88	264.6
Opponents	10	147.2	221-367-9	60.2	3031	25	85	303.1

Receiving

Player	gp	no.	yds	avg	td	lg	avg/g
Sean Atkins	10	69	808	11.7	4	88	80.8
Naiem Simmons	10	31	543	17.5	4	53	54.3
Michael Brown-Stephens	9	26	344	13.2	2	38	38.2
Khafre Brown	9	19	337	17.7	4	84	37.4
Jaden Alexis	10	19	204	10.7	1	40	20.4
Weston Wolff	10	12	110	9.2	0	20	11.0
Michel Dukes	8	8	77	9.6	0	39	9.6
Nay'Quan Wright	10	8	23	2.9	0	12	2.3
Jayson Littlejohn	9	6	24	4.0	2	6	2.7
Kelley Joiner	7	5	40	8.0	0	21	5.7
K'wan Powell	8	5	27	5.4	0	12	3.4
Gunnar Greenwald	10	4	17	4.3	1	8	1.7
Yusuf Terry	2	3	62	20.7	0	44	31.0
Tramel Logan	10	1	-2	-2.0	0	0	-0.2
Byrum Brown	10	1	15	15.0	0	15	1.5
Israel Carter	2	1	7	7.0	0	7	3.5
Tyree Kelly	5	1	10	10.0	0	10	2.0
Total	10	219	2646	12.1	18	88	264.6
Opponents	10	221	3031	13.7	25	85	303.1

Punt Returns

Player	no.	yds	avg	td	lg
Sean Atkins	14	63	4.5	0	12
Timarcus Simpson	0	22	0.0	0	22
Total	14	85	6.1	0	22
Opponents	8	89	11.1	1	67

Interceptions

Player	no.	yds	avg	td	lg
Logan Berryhill	2	28	14.0	0	15
Aamaris Brown	2	0	0.0	0	0
Jaelen Stokes	2	31	15.5	0	30
Braxton Clark	1	35	35.0	0	35
Tramel Logan	1	22	22.0	1	22
Tavin Ward	1	0	0.0	0	0
Total	9	116	12.9	1	35
Opponents	8	8	1.0	0	8

Kick Returns

Player	no.	yds	avg	td	lg
Matthew Hill	8	187	23.4	0	56
Jaden Alexis	4	64	16.0	0	25
Kelley Joiner	2	36	18.0	0	21
Michel Dukes	2	32	16.0	0	17
Jamie Pettway	1	5	5.0	0	5
Gunnar Greenwald	1	15	15.0	0	15
Michael Williams II	1	12	12.0	0	12
Total	19	351	18.5	0	56
Opponents	24	443	18.5	0	37

Fumble Returns

Player	no.	yds	avg	td	lg
Tramel Logan	1	70	70.0	1	70
D.J. Harris	2	11	5.5	0	11
Mac Harris	3	2	0.7	0	2
Daquan Evans	1	0	0.0	0	0
Jaelen Stokes	1	0	0.0	0	0
Total	8	83	10.4	1	70
Opponents	9	50	5.6	1	27



**2023-24 South Fla. Football
Individual Statistics
All games**

Scoring

Player	td	fg	PAT				dpx	saf	pts
			kick	rush	rcv	pass			
John Cannon	-	8-13	37-37	-	-	-	-	-	61
Byrum Brown	9	-	-	-	1	1	-	-	56
Nay'Quan Wright	6	-	-	-	-	-	-	-	36
Sean Atkins	4	-	-	-	-	1	-	-	24
Khafre Brown	4	-	-	-	-	-	-	-	24
Naiem Simmons	4	-	-	-	-	-	-	-	24
Michael Brown-Stephens	2	-	-	-	1	-	-	-	14
Michel Dukes	2	-	-	-	-	-	-	-	12
Tramel Logan	2	-	-	-	-	-	-	-	12
Jayson Littlejohn	2	-	-	-	-	-	-	-	12
Kelley Joiner	1	-	-	-	-	-	-	-	6
Gunnar Greenwald	1	-	-	-	-	-	-	-	6
K'wan Powell	1	-	-	-	-	-	-	-	6
Jaden Alexis	1	-	-	-	-	-	-	-	6
Jhalyn Shuler	-	-	-	-	-	-	1	-	2
Total	39	8-13	37-37	0	2	2	1	0	301
Opponents	48	7-14	45-46	0	1	1	0	0	356

Field Goals

Player	fg	pct.	01-19	20-29	30-39	40-49	50-99	lg	blk
John Cannon	8-13	61.5	0-0	1-1	2-4	5-8	0-0	45	0
Opponents	7-14	50.0	0-0	1-1	1-3	5-10	0-0	48	0

FG Sequence

Team Name	South Fla.	Opponents
Western Ky.	(37)	(41),(42)
Florida A&M	(27)	(27)
Alabama	(44)	(30)
Rice	(31),(40)	30,40
Fla. Atlantic	49	
UConn	45,(45),39	48
Temple	(41),33,(44),40	(42),46
Navy		(44),44
UAB		32
Memphis		44,(48)

Numbers in (parentheses) indicate field goal was made

Total Offense

Player	g	plays	rush	pass	total	avg/g
Byrum Brown	10	500	659	2538	3197	319.7
Nay'Quan Wright	10	145	690	0	690	69.0
Michel Dukes	8	48	246	0	246	30.8
K'wan Powell	8	56	199	0	199	24.9
Sean Atkins	10	6	37	66	103	10.3
Kelley Joiner	7	25	93	0	93	13.3
Bryce Archie	5	16	-20	42	22	4.4
Gunnar Greenwald	10	1	3	0	3	0.3
Jaden Alexis	10	1	-2	0	-2	-0.2
Israel Carter	2	2	-6	0	-6	-3.0
Team	10	0	-11	0	-11	-1.1
Total	10	806	1888	2646	4534	453.4
Opponents	10	704	1491	3031	4522	452.2

Punting

Player	no.	yds	avg	lg	tb	fc	i20	50+	blk
Andrew Stokes	39	1637	42.0	62	0	12	16	5	0
Total	39	1637	42.0	62	0	12	16	5	0
Opponents	45	1841	40.9	60	4	11	14	8	1

Kickoffs

Player	no.	yds	avg	tb	ob	retn	net	ydln
Brendan Farrell	55	3275	59.5	20	2			
John Cannon	1	60	60.0	0	0			
Total	56	3335	59.6	20	2	25	38.9	26
Opponents	63	3781	60.0	26	2	19	39.1	25



2023-24 South Fla. Football
Individual Statistics
All games

All Purpose

Player	g	rush	rcv	pr	kr	ir	total	avg/g
Sean Atkins	10	37	808	63	0	0	908	90.8
Nay'Quan Wright	10	690	23	0	0	0	713	71.3
Byrum Brown	10	659	15	0	0	0	674	67.4
Naiem Simmons	10	0	543	0	0	0	543	54.3
Michel Dukes	8	246	77	0	32	0	355	44.4
Michael Brown-Stephens	9	0	344	0	0	0	344	38.2
Khafre Brown	9	0	337	0	0	0	337	37.4
Jaden Alexis	10	-2	204	0	64	0	266	26.6
K'wan Powell	8	199	27	0	0	0	226	28.3
Matthew Hill	10	0	0	0	187	0	187	18.7
Kelley Joiner	7	93	40	0	36	0	169	24.1
Weston Wolff	10	0	110	0	0	0	110	11.0
Yusuf Terry	2	0	62	0	0	0	62	31.0
Braxton Clark	9	0	0	0	0	35	35	3.9
Gunnar Greenwald	10	3	17	0	15	0	35	3.5
Jaelen Stokes	10	0	0	0	0	31	31	3.1
Logan Berryhill	9	0	0	0	0	28	28	3.1
Jayson Littlejohn	9	0	24	0	0	0	24	2.7
Timarcus Simpson	8	0	0	22	0	0	22	2.8
Tramel Logan	10	0	-2	0	0	22	20	2.0
Michael Williams II	10	0	0	0	12	0	12	1.2
Tyree Kelly	5	0	10	0	0	0	10	2.0
Jamie Pettway	10	0	0	0	5	0	5	0.5
Israel Carter	2	-6	7	0	0	0	1	0.5
Bryce Archie	5	-20	0	0	0	0	-20	-4.0
Team	10	-11	0	0	0	0	-11	-1.1
Total	10	1888	2646	85	351	116	5086	508.6
Opponents	10	1491	3031	89	443	8	5062	506.2



**2023-24 South Fla. Football
Red-Zone Results
All games**

South Fla. Inside Opponent Red-Zone

Date	Opponent	Score	Times	Times	Total		Rush	Pass	FGs	Failed to score inside RZ					
			In RZ	Scored	Pts	TDs	TDs	TDs	Made	FGA	Down	Int	Fumb	Half	Game
09/02/2023	at Western Ky.	L 24-41	4	2	10	1	1	0	1	1	0	1	0	0	1
09/09/2023	Florida A&M	W 38-24	5	5	31	4	2	2	1	1	0	0	0	0	
09/16/2023	Alabama	L 3-17	0	0	0	0	0	0	0	0	0	0	0	0	
09/23/2023	Rice	W 42-29	7	5	32	4	3	1	1	1	0	0	1	0	
09/30/2023	at Navy	W 44-30	5	4	28	4	2	2	0	0	0	0	0	1	
10/07/2023	at UAB	L 35-56	5	4	28	4	2	2	0	0	1	0	0	0	
10/14/2023	Fla. Atlantic	L 14-56	2	2	14	2	1	1	0	0	0	0	0	0	
10/21/2023	at UConn	W 24-21	6	3	21	3	3	0	0	1	1	1	0	0	
11/04/2023	at Memphis	L 50-59	6	6	43	6	2	4	0	0	0	0	0	0	
11/11/2023	Temple	W 27-23	4	1	7	1	1	0	0	2	0	0	0	1	
Totals 32 of 44 (72.7%)			44	32	214	29	17	12	3	6	2	2	1	0	4

Opponents Inside South Fla. Red-Zone

Date	Opponent	Score	Times	Times	Total		Rush	Pass	FGs	Failed to score inside RZ					
			In RZ	Scored	Pts	TDs	TDs	TDs	Made	FGA	Down	Int	Fumb	Half	Game
09/02/2023	Western Ky.	L 24-41	3	3	17	2	2	0	1	1	0	0	0	0	
09/09/2023	Florida A&M	W 38-24	4	3	17	2	2	0	1	1	0	0	1	0	
09/16/2023	Alabama	L 3-17	3	3	17	2	2	0	1	1	0	0	0	0	
09/23/2023	Rice	W 42-29	4	3	22	3	0	3	0	1	0	0	0	0	
09/30/2023	Navy	W 44-30	4	3	20	3	2	1	0	1	0	0	0	0	
10/07/2023	UAB	L 35-56	4	2	14	2	2	0	0	1	0	1	0	0	
10/14/2023	Fla. Atlantic	L 14-56	6	6	42	6	4	2	0	0	0	0	0	0	
10/21/2023	UConn	W 24-21	1	1	7	1	0	1	0	0	0	0	0	0	
11/04/2023	Memphis	L 50-59	7	6	42	6	2	4	0	0	1	0	0	0	
11/11/2023	Temple	W 27-23	4	4	23	3	0	3	1	1	0	0	0	0	
Totals 34 of 40 (85.0%)			40	34	221	30	16	14	4	7	1	1	1	0	0