



# UTSA ROADRUNNERS BASKETBALL

ATHLETICS COMMUNICATIONS CONTACT: Michael Stambaugh (michael.stambaugh@utsa.edu; C: 785-979-5721)

**OCTOBER (2-0 IN EXHIBITIONS)**

24	TRINITY (EXH.) [ESPN+]	W, 100-70
30	MCMURRY (EXH.) [ESPN+]	W, 125-84

**NOVEMBER (1-1)**

6	WESTERN ILLINOIS [ESPN+]	W, 78-68 (OT)
10	at Minnesota [Peacock]	L, 76-102
14	at Lamar [ESPN+]	7 p.m.
17	at Texas State [ESPN+]	7:15 p.m.
20	at Houston Christian [ESPN+]	7 p.m.
24	JACKSONVILLE STATE [ESPN+] <sup>^</sup>	3 p.m.
25	UIW [ESPN+] <sup>^</sup>	3 p.m.
30	LAMAR [ESPN+]	8 p.m.

**DECEMBER (0-0)**

10	ARKANSAS-FORT SMITH [ESPN+]	12 p.m.
13	at Little Rock [ESPN+]	6:30 p.m.
17	at Oregon State [Pac-12 Networks]	2 p.m.
21	ARMY WEST POINT [ESPN+]	7 p.m.
28	PRAIRIE VIEW A&M [ESPN+]	7 p.m.

**JANUARY (0-0)**

2	UAB* [ESPN+]	7 p.m.
6	at Rice* [ESPN+]	2 p.m.
10	at Memphis* [ESPN+]	7 p.m.
13	CHARLOTTE* [ESPN+]	2 p.m.
17	at Tulsa* [ESPN+]	7 p.m.
21	FLORIDA ATLANTIC* [ESPN+]	2 p.m.
24	TULANE* [ESPN+]	7 p.m.
27	at South Florida* [ESPN+]	3 p.m.

**FEBRUARY (0-0)**

3	RICE* [ESPN+]	2 p.m.
7	at Wichita State* [ESPN+]	6:30 p.m.
10	EAST CAROLINA* [ESPN+]	2 p.m.
15	at Charlotte* [ESPN+]	6 p.m.
18	at Temple* [ESPN+]	1 p.m.
21	SOUTH FLORIDA* [ESPN+]	7 p.m.
24	at North Texas* [ESPN+]	3 p.m.
28	TULSA* [ESPN+]	7 p.m.

**MARCH (0-0)**

2	at SMU* [ESPN+]	2 p.m.
10	TEMPLE* [ESPN+]	2 P.M.
13-17	American Athletic Conference Championships Fort Worth, Texas (Dickies Arena)	TBA

**HOME GAME AT THE CONVOCATION CENTER**  
<sup>^</sup> - Roadrunner/Cardinal Classic (San Antonio, Texas)  
 \* - AAC Game

All times CENTRAL  
 Dates and times subject to change

## THE UTSA BASKETBALL SHOW

### SELECTED DATES

Hosted by Andy Everett, **The UTSA Basketball Show Show** airs on select days during the American Athletic Conference season. Fans can join the show live at the **Chicken N Pickle**, on the east side of I-10 off UTSA Blvd (5215 UTSA Boulevard, 78249) via a live stream on the UTSA Athletics Facebook page, or tune in to The Sports Radio AM 760 The Ticket and Ticket760.com and everywhere fans want to listen via the free all-in-one iHeartRadio app.

Jan 8	Jan 23	Feb 5	Feb 20	March 6
Jan 15	Jan 29	Feb 12	Feb 26	March 18



## UTSA ROADRUNNERS

(1-1, 0-0 AAC)

at



## LAMAR CARDINALS

(1-1, 0-0 SLC)

7 p.m. • November 14, 2023  
 Neches Arena • Beaumont, Texas

### HEADLINES AND STORYLINES

- At the start of UTSA's 43rd season, the Roadrunners are taking on their second of four games in the current road swing, heading to East Texas to face Lamar, set for a 7 p.m. tipoff on UTSA radio and ESPN+.
- One of only two UTSA players returning from the 2022-23 roster, junior guard Christian Tucker is already proving impactful for the Roadrunners, averaging 10.0 points and a team-high 6.5 assists. He had a career-best 18 points to lead UTSA to victory against Western Illinois, hitting a career 12-of-15 free throws.
- Tucker ranks sixth in the NCAA and second in The American in Assist-to-Turnover ratio with a 13.00 through two games.
- The 2022-23 Roadrunners saw 12 players depart in the offseason. That group accounted for 88 percent of UTSA's minutes, 91.6 percent of points, 89.5 percent of rebounds, 87.4 percent of assists and 87.6 percent of steals.
- Among 12 new players this year, former UCF guard Dre Fuller Jr. has shown immediate impact, two years removed from 5.7 points, 3.4 rebounds, 1.5 assists in 67 games with the Knights. At 6-6, he collected 10 points and 7 boards vs. Western Illinois, but turned it up a notch to lead UTSA at Minnesota with 16 points, 9 rebounds and 2 assists.
- In addition, seven-foot Kansas State transfer center Carlton Linguard Jr. has officially debuted after forced to sit last season. He opened with a career-first double-double of 12 points/10 rebounds vs. Western Illinois.

### SETTING THE SCENE

Live Video ESPN+

**Radio** Sports Radio AM 760 The Ticket  
 Andy Everett (play-by-play)  
 Pregame show starts 30 minutes before tipoff

**Series vs. Lamar:** LU leads 19-17  
**Last Meeting:** Nov. 24, 2021, San Antonio  
 UTSA W, 79-73

### UTSA HEAD COACH STEVE HENSON

(Kansas State, 1990)

**Career Record:** 100-124 (8th year)  
**UTSA Record:** same  
**Record vs. Lamar:** 3-1

### LAMAR HEAD COACH ALVIN BROOKS

(Lamar, 1982)

**Career Record:** 66-134 (8th year)  
**Lamar Record:** 12-50 (3rd Year)  
**Record vs. UTSA:** 0-1

### WE ARE UTSA

When referencing University of Texas at San Antonio Athletics, PLEASE USE THE ACRONYM **UTSA** AND THE NICKNAME **ROADRUNNERS**. Please refrain from using UT-San Antonio, Texas-San Antonio, UT-SA, or any other variation. UTSA's current branding standards use the Roadrunner head as its primary logo. Please refrain from using "stacked" UTSA logo.



**@UTSAMBB**


## UTSA ROADRUNNERS AT A GLANCE

Potential Starters	Pos.	Ht.	Wt.	Cl.-Exp.	Hometown	G-GS	PTS	RB	Player Notes
2 Carlton Linguard Jr.	C	7-0	225	r-Sr.-TR	San Antonio, Texas	2-2	8.0	7.0	K-State Transfer: 32 GP
3 Trey Edmonds	F/C	6-10	255	Jr.-TR	Aurora, Colo.	2-2	13.5	5.0	Utah Tech Transfer: 53 GP
4 Dre Fuller Jr.	G	6-6	220	GR-TR	Fayetteville, N.C.	2-2	13.0	8.0	5.7 ppg, 3.4 rpg, 67G: @UCF
5 Adante Holiman	PG	6-0	175	So.-TR	McAlester, Okla.	2-2	11.0	1.0	7.5 ppg, 3 apg: @UTRGV
22 Christian Tucker	G	6-3	178	Jr.-2L	Chandler, Ariz.	2-2	10.0	1.5	Career 58G, 4.3 ppg, 1.4 apg

Key Reserves	Pos.	Ht.	Wt.	Cl.-Exp.	Hometown	G-GS	PTS	RB	Player Notes
21 PJ Carter	G	6-5	175	Jr.-TR	Atlanta, Ga.	2-0	10.0	1.5	16.3 ppg, 2.6 rpg: @GHC
11 Isaiah Wyatt	G/F	6-4	220	r-Jr.-TR	Toledo, Ohio	2-0	6.5	4.0	Chadron St. Trfr: 15.2 ppg
10 Chandler Cuthrell	F	6-8	220	Jr.-TR	Baltimore, Md.	2-0	0.0	5.0	7.2 ppg, 3.0 rpg @Odessa
0 Nazar Mahmoud	G	6-5	180	Fr.-HS	Leander, Texas	2-0	3.0	1.5	3★ HS recruit, 20.6 ppg
14 Massal Diouf	F	6-9	240	So.-1L	Gouda, Netherlands	2-0	3.0	1.0	Ret. Starter: 27G/21 GS
12 Josh Reid	F	6-7	220	Jr.-TR	Havelock, N.C.	0-0	-	-	JUCO Transfer



# 2023-24 UTSA MEN'S BASKETBALL ROSTER



**0**  
**NAZAR MAHMOUD**  
 G • 6-5 • 180 • FR.  
 LEANDER, TEXAS



**1**  
**JORDAN IVY-CURRY**  
 G • 6-3 • 175 • JR.  
 LA MARQUE, TEXAS



**2**  
**CARLTON LINGUARD JR.**  
 C • 7-0 • 225 • R-SR.  
 SAN ANTONIO, TEXAS




**3**  
**TREY EDMONDS**  
 F/C • 6-10 • 255 • JR.  
 AURORA, COLO.



**4**  
**DRE FULLER JR.**  
 G • 6-6 • 220 • GR  
 FAYETTEVILLE, N.C.



**5**  
**ADANTE HOLIMAN**  
 PG • 6-0 • 175 • SO.  
 McALESTER, OKLA.




**10**  
**CHANDLER CUTHRELL**  
 F • 6-8 • 220 • JR.  
 BALTIMORE, MD.



**11**  
**ISAIAH WYATT**  
 F • 6-4 • 220 • R-JR.  
 TOLEDO, OHIO



**12**  
**JOSH REID**  
 F • 6-7 • 220 • JR.  
 HAVELOCK, N.C.




**14**  
**MASSAL DIOUF**  
 F • 6-9 • 240 • SO.  
 GOUDA, NETHERLANDS




**20**  
**JUAN REYNA**  
 PG • 6-3 • 185 • JR.  
 SAN ANTONIO, TEXAS



**21**  
**PJ CARTER**  
 G • 6-5 • 175 • JR.  
 ATLANTA, GA.




**22**  
**CHRISTIAN TUCKER**  
 G • 6-3 • 178 • JR.  
 CHANDLER, ARIZ.




**23**  
**BLESSING ADESIPE**  
 G/F • 6-6 • 210 • JR.  
 HOUSTON, TEXAS



**25**  
**JUSTIN THOMAS**  
 G • 6-7 • 180 • JR.  
 BATON ROUGE, LA.



**STEVE HENSON**  
 HEAD COACH  
 EIGHTH SEASON



**MIKE PECK**  
 ASSOCIATE HEAD COACH  
 EIGHTH SEASON




**ADAM HOOD**  
 ASSISTANT COACH  
 EIGHTH SEASON



**KURTIS DARDEN**  
 ASSISTANT COACH  
 FIRST SEASON



**CHRIS ARTIS**  
 DIRECTOR OF OPERATIONS  
 FIRST SEASON



**J.R. HARRIS**  
 VIDEO COORDINATOR  
 FIRST SEASON




**J.P. LEWIS**  
 GRADUATE ASSISTANT  
 FIRST SEASON



**DAVID STROTHER**  
 GRADUATE ASSISTANT  
 FIRST SEASON



**RHODIE MOSS**  
 INTERIM ATHLETIC TRAINER  
 SECOND SEASON



**JOSHUA WASHINGTON**  
 SPORTS PERFORMANCE COACH  
 FIRST SEASON





**AMERICAN ATHLETIC CONFERENCE  
STANDINGS (NOV. 13)**

predicted finish/votes in (##)

Rk.	Institution	AAC	Overall
1.	SMU (7th)	0-0	3-0
	Wichita State (8th)	0-0	3-0
3.	East Carolina (5th)	0-0	2-0
	Memphis (2nd/3)	0-0	2-0
	North Texas (6th)	0-0	2-0
	Temple (12th)	0-0	2-0
	Tulane (3rd)	0-0	2-0
	Tulsa (10th)	0-0	2-0
9.	Florida Atlantic (1st/11)	0-0	1-0
	South Florida (9th)	0-0	1-0
11.	Charlotte (13th)	0-0	1-1
	Rice (11th)	0-0	1-1
	<b>UTSA (14th)</b>	<b>0-0</b>	<b>1-1</b>
14.	UAB (4th)	0-0	1-2



**UTSA QUICK FACTS**

**GENERAL INFORMATION**

**Name of Institution:** The University of Texas at San Antonio  
**Preferred Institution Reference:** UTSA  
**Location:** San Antonio, Texas  
**Founded:** 1969  
**Enrollment:** 34,864  
**Nickname:** Roadrunners  
**School Colors:** Navy Blue (PMS 289), Orange (PMS 1665) & White  
**Arena (Capacity):** Convocation Center (2,650)  
**Year Opened:** 1975  
**Conference:** American Athletic Conference  
**President:** Dr. Taylor Eighmy (Tufts, 1980)  
**Director of Athletics:** Dr. Lisa Campos (Colorado State)  
**Athletic Department Phone:** 210.458.4444  
**Ticket Office Phone:** 210.458.UTSA (8872)

**TEAM INFORMATION**

**2022-23 Overall Record:** 10-22  
**Home:** 8-10  
**Away:** 2-11  
**Neutral:** 0-1  
**Conference Record/Finish:** 4-16/11th  
**Lettermen Returning/Lost:** 3/12  
**Starters Returning/Lost:** 1/4  
**Newcomers:** 12

**HISTORY**

**First Year of Basketball:** 1981-82  
**All-Time Record:** 612-634 (.491)  
**All-Time Conference Record (pct.):** 325-318 (.505)  
**Conference Regular Season Championships:** 3  
 1990-91 (Trans America Athletic Conference)  
 1991-92 (Southland Conference) • 2003-04 (Southland)  
**Conference Tournament Championships:** 4  
 1988 (Trans America Athletic Conference) • 1999 (Southland Conference) • 2004 (Southland) • 2011 (Southland)  
**NCAA Tournament Appearances/Record:** 4/1-4 (.200)  
 1988 • 1999 • 2004 • 2011  
**Last NCAA Postseason Opponent/Result:** 2011  
 Lost to No. 1 seed Ohio State, 75-46 (March 18, 2011)

**2023-24 UTSA ROADRUNNERS**

No.	Name	Pos.	Ht.	Wt.	Yr.-Exp.	Hometown/Previous School
0	Nazar Mahmoud	G	6-5	180	Fr.-HS	Leander, Texas/Spring Creek Academy
1	Jordan Ivy-Curry	G	6-3	175	Jr.-2L	La Marque, Texas/La Marque HS/Pacific
2	Carlton Linguard Jr.	C	7-0	225	r-Sr.-TR	San Antonio, Texas/Stevens HS/Temple CC/Kansas State
3	Trey Edmonds	F/C	6-10	255	Jr.-TR	Aurora, Colo./George Washington HS/Utah Tech
4	Dre Fuller Jr.	G	6-6	220	GR-TR	Fayetteville, N.C./Admiral Farragut Academy/UCF
5	Adante' Holiman	PG	6-0	175	So.-TR	McAlester, Okla./McAlester HS/UT Rio Grande Valley
10	Chandler Cuthrell	F	6-8	220	Jr.-TR	Baltimore, Md./Baltimore City College/Odesa College
11	Isaiah Wyatt	G/F	6-4	220	r-Jr.-TR	Toledo, Ohio/N. Crowley HS/SW Christian CC/Chadron St.
12	Josh Reid	F	6-7	220	Jr.-Tr	Havelock, N.C./Village Christian Acad./Gulf Coast Clg.
14	Massal Diouf	F	6-9	240	So.-1L	Gouda, Netherlands/Western Canada Prep Academy
20	Juan Reyna	PG	6-3	185	Jr.-TR	San Antonio, Texas/Duncanville HS/Alabama State/Campbell
21	PJ Carter	G	6-5	175	Jr.-TR	Atlanta, Ga./Langston Hughes HS/Campbell/Georgia Highlands
22	Christian Tucker	G	6-3	178	Jr.-2L	Chandler, Ariz./Gilbert Perry HS
23	Blessing Adesipe	G/F	6-6	210	Jr.-TR	Houston, Texas/Alief Taylor HS/Miles [MT]
25	Justin Thomas	G	6-7	180	Jr.-TR	Baton Rouge, La./Village Christian Acad. (NC)/Queens (NC)/Milwaukee

**Head Coach:** Steve Henson (Eighth season • Kansas State, 1990)  
**Associate Head Coach:** Mike Peck (Eighth season • Northwood, 1993)  
**Assistant Coach:** Adam Hood (Eighth season • Air Force, 2008)  
**Assistant Coach:** Kurtis Darden (First season • Pfeiffer, 2003)  
**Director of Operations:** Chris Artis (First season • Valparaiso, 1998)  
**Video Coordinator:** J.R. Harris (First season • UTSA, 2017)  
**Graduate Assistant:** J.P. Lewis (First Season • Georgia Southern, 2023)  
**Graduate Assistant:** David Strother (First Season • UNC Pembroke, 2022)  
**Assistant Athletic Trainer:** Jiana Hook (Third season • San Diego State, 2016)  
**Interim Athletic Trainer:** Rhodie Moss (Second Season • Texas State/BYU, 2005/2007)

**PRONUNCIATION GUIDE**

23	Blessing Adesipe (uh-DAY-SHIP-ay)
10	Chandler Cuthrell (Cue-TRULL)
5	Adante' (uh-DAWN-tay)
	Holiman (HAUL - uh - mun)
14	Massal (muh-SAUL) Diouf (Joof)
0	Nazar (Nuh-ZAHR) Mahmoud (MAHK-mood)
20	Juan Reyna (RAY-nuh)

**SETTING THE STAGE**

• Coming off a tough road loss in the Twin Cities, the UTSA men's basketball team (1-1) has a quick turnaround for the drive east on I-10 to face the Lamar Cardinals (1-1), Tuesday night at Neches Arena in Beaumont. The Roadrunners and Cardinals have a 7 p.m. tipoff slated to air on Sports Radio AM 760 The Ticket with live streaming on ESPN+.

**SERIES WITH LAMAR**

• Tuesday's contest will mark the 37th meeting between these programs. The series dates to UTSA's inaugural men's basketball season in 1981-82. Since that Jan. 20, 1982 loss, the series has been roughly even with a 19-17 advantage in Lamar's favor. Playing twice a season as members of the Southland Conference, the series has slowed since 2012 with only four outings since UTSA left the SLC. With Henson leading the Roadrunners, UTSA has won each of the last three outings, all three in San Antonio. The last meeting was Nov. 24, 2021, ending in a 79-73 UTSA win at the Convocation Center.  
 • Call it a throwback to the SLC days, but the Roadrunners and Cardinals will also meet at the end of the month in San Antonio, with Lamar also lined up an 8 p.m., Nov. 30 meeting at the Convocation Center.

**NEW SEASON, NEW LOOK ROADRUNNERS**

• Entering the eighth year under head coach Steve Henson, UTSA's roster features a completely new look this season, as the Roadrunners bring 12 new players to the floor, complementing two returners from last season – junior guard Christian Tucker and sophomore forward Massal Diouf – and another player returning to San Antonio after a season at Pacific – junior guard Jordan Ivy-Curry. Diouf heads into the season as UTSA's lone returning starter from a year ago, taking the floor in 27 games/21 starts last year. Tucker saw 30 games/6 starts and Ivy-Curry started 19-of-21 appearances in 2021-22 with a team second-best 13.9 ppg.  
 • Having lost significant production from last season's squad, the Roadrunners will look to throw the newcomers right into the action. The most prominent of the group was expected to join UTSA last season, but 7-foot center Carlton Linguard Jr. required a year in residence following his transfer from Kansas State. The Roadrunners are seeing early contributions from 6-6 guard Dre Fuller Jr., who averaged 5.7 points, 3.4 rebounds and 1.5 assists per outing through 67 games at UCF. In addition, UTRGV sophomore transfer point guard Adante' Holiman averaged 7.5 points and 3.0 assists on 44.7 percent shooting for the Vaqueros down in Edinburg, and a was a four-star prospect coming out of high school as the No. 1 player in Oklahoma. Providing a twin-towers presence inside complementing Linguard, Utah Tech transfer Trey Edmonds' physical game will be a handful for opponents, while Odesa College transfer Chandler Cuthrell has already proven ability scoring and on the glass. UTSA has also added DI transfers Justin Thomas (Milwaukee) and Juan Reyna (Campbell), DI transfer Isaiah Wyatt (Chadron State) and junior college transfers Blessing Adesipe, (Miles), PJ Carter (Georgia Highlands), Josh Reid (Gulf Coast College) – along with freshman guard Nazar Mahmoud out of Plano's Spring Creek Academy.  
 • The revamped UTSA roster hails from nine different states, one from the Netherlands. Featuring 10 juniors, one senior and one grad student. The Roadrunners have also gained some height on the roster, moving the team average to 6' 6.77".



LAST TIME OUT

UMN 102, UTSA 76 // NOVEMBER 10 // MINNEAPOLIS, MINN. // WILLIAMS ARENA

Score by Periods	1st	2nd	Total	GAME LEADERS	UTSA	MINNESOTA
UTSA	30	46	76	Points	Fuller - 16	Garcia - 22
Minnesota	54	48	102	Rebounds	Fuller - 9	Hawkins - 10
				Assists	Tucker - 5	Hawkins - 8

**MINNEAPOLIS** – The UTSA men’s basketball team (1-1) came up short in recovering from a deep halftime deficit at Minnesota (2-0) in the first road contest of the year, despite scoring 46 in a level second half and battling all the way to the final buzzer on Friday night at Williams Arena. Dre Fuller Jr. notched a team-leading 16 points and nine rebounds, scoring 12 in the second half to top four Roadrunners in double-figures during the 102-76 setback.

The early going pointed toward a shootout at Williams Arena, as UTSA trailed just 9-7 at the first media timeout. However, the Gophers launched into a 12-2 run that sparked a hot night from the field, furthered by plenty of FT line opportunities, as Minnesota scored on 14 of their first 18 possessions and UTSA saw a five-minute scoring drought led to a 54-30 halftime deficit.

The Gopher momentum lingered for the first 10 minutes of the second half, but the Roadrunners refused to lay down, trading scores with Minnesota and outscoring the Gophers 23-13 over the next four minutes. Leading the charge to a 51.4-percent second half for the Roadrunners, Fuller went 4-of-5, including a pair of threes to register 12 second-half points. Point guard Adante Holiman started to pick up steam, scoring two of his four threes in the second half, while PJ Carter attacked the basket for four second-half scores and nine points in the period. The Roadrunners trimmed the UM advantage to as few as 23, matching the opener’s overtime scoring total in Friday’s 102-76 loss.

With 16 points, Fuller reached a new career high, surpassing his 2022 UCF-days total against Memphis. He also finished with nine rebounds and two assists. Carter shot 50 percent on the night (6-of-12) to finish with several new personal highs. Exceeding his UTSA debut versus Western Illinois, Holiman was 4-for-6 from long range, making three assists and totaling 14 points. Rounding out four double-digit scorers, Trey Edmonds finished with 12 points.

UTSA bounced back from 30.6-percent halftime shooting to fire off at a 51.6-percent clip in the second frame. However, UTSA still struggled at the line at 56 percent, while the Gophers shined with their many chances, putting away 28-of-34 free throw attempts.

SCOUTING LAMAR

- Alvin Brooks has Lamar at 1-1 in his third season leading the Cardinals. Lamar went 9-22 last season with a 5-13 Southland record.
- Lamar knocked around NAIA opponent Jarvis Christian, 114-66, to start the year with a win. LU followed with a competitive 11-point loss in Dallas at SMU on Thursday.
- Sophomore guard Cody Pennebaker is averaging 10.5 points and 5.0 rebounds after pacing Lamar at SMU with a 13-point, 7-rebound performance.
- Senior guard Chris Pryor also went for 10 points against the Mustangs to grow his average to 8.0 ppg.
- Tulsa transfer B.B. Knight tops the current stats with a 13.5 ppg average, just ahead of junior guard Jakevion Buckley at 12.0 ppg.
- Coming back from an injury last year, sophomore forward Janko Bulajic is pacing Lamar’s efforts on the glass at 6.5 rpg, while also doling out seven assists.

HENSON EARNS HIS 100<sup>TH</sup>

- The Nov. 6 season-opening victory marked the 100th career win for eighth year head coach Steve Henson leading the Roadrunners.
- Henson earned his first win in his third game and first at home, defeating Prairie View A&M, 69-59, on Nov. 19, 2016 in San Antonio.
- His 50th win came on the 29th game of his third season, a 76-70 home win over UAB on March 3, 2019.

CONSENSUS LOCAL HALL OF FAMER, AND NOW, ON THE AIR

- Beginning with the first 2023-24 exhibition against Trinity, Devin Brown has joined UTSA’s ESPN+ team as an analyst on the streaming telecast of UTSA men’s basketball games. This leans on his experience as a legendary player at UTSA, eight seasons in the NBA and as a coach/athletic director at Proskills San Antonio.
- As part of UTSA’s Homecoming festivities, Brown was inducted as a member of the inaugural UTSA Athletics Hall of Fame class, adding to his honors as the first of just two players with their jersey ascended into the rafters of the Convocation Center and his induction earlier this year into the San Antonio Sports Hall of Fame. In uniform, Brown garnered honors as a three-time first-team all-conference selection and four-year starter for the Roadrunners from 1998-2002 – earning 1998 Southland Conference Freshman of the Year and second-team all-league accolades before being named to the first team for his final three seasons.
- He is a San Antonio native and West Campus High School product, helping lead UTSA to the 1999 Southland Tournament title and a berth in the NCAA Tournament – the second appearance in school history. The first Roadrunner to register a triple-double with a 33-point, 11-rebound, 11-assist performance against Louisiana-Monroe in 2001, he finished his career as the program’s all-time scoring leader with 1,922 points, which has since been broken. He also registered a 7.2 career rebounds-per-game average and he ranks in the top five in school history in rebounds (751), free throws (478), steals (184) and scoring average (18.3). Brown began his professional career in the USBL and National Basketball Development League before making his NBA debut as the first Roadrunner to play for the San Antonio Spurs in 2002. He was a member of the franchise’s 2005 NBA Championship team and also played for the Nuggets, Jazz, Hornets, Warriors, Bulls and Cavaliers. He scored 3,352 points in 465 career NBA games from 2002-10, highlighted by his 2006-07 season with the Pelicans in which he averaged 11.6 points and 4.3 rebounds, while shooting 42 percent from the floor.
- He was enshrined on May 13, 2023 in the San Antonio Sports Hall of Fame at the Henry B. Gonzalez Convention Center as the first UTSA student-athlete to achieve that honor.

UTSA’S RECORD WHEN ...

SITUATION	LAST SEASON 2022-23	HENSON ERA
overall	10-22	100-124
at home	8-10	73-38
on the road	2-11	21-70
neutral site	0-1	6-17
overtime games	0-3	6-7
decided by 10 pts. or less	6-6	49-53
decided by 5 pts. or less	5-5	22-22
following a win	3-7	44-58
following a loss	6-15	53-63
in November	5-3	22-26
in December	1-5	20-21
in January	1-8	24-38
in February	2-5	22-24
in March	1-1	12-14
Sunday	1-1	8-6
Monday	3-1	8-7
Tuesday	1-1	5-7
Wednesday	0-2	10-12
Thursday	4-6	25-37
Friday	0-2	8-12
Saturday	1-9	36-43
leads at half	8-4	77-26
trails at half	2-18	16-93
tied at half	0-0	6-4
scores less than 60	0-7	0-21
scores 60-69	3-7	17-46
scores 70-79	3-7	32-35
scores 80-89	2-1	21-11
scores 90+	2-0	25-2
opp. scores less than 60	3-0	22-4
opp. scores 60-69	2-3	34-17
opp. scores 70-79	4-9	32-42
opp. scores 80-89	0-5	7-35
opp. scores 90+	1-5	2-24
outrounds opponent	7-5	72-34
opponent outrounds	3-17	26-81
rebounds are equal	0-0	2-7
shooting 50%+ FG	2-0	29-2
shooting less than 50% FG	8-22	71-122
opp. shooting 50%+ FG	2-6	5-40
opp. shooting less than 50% FG	8-16	92-84
shooting 40%+ FG	9-10	76-51
opp. shooting 40%+ FG	4-19	46-105
shooting less than 40% FG	0-12	17-73
opp. shooting less than 40% FG	5-1	49-10
more FTA than opponent	5-15	44-32
fewer FTA than opponent	4-6	41-84
equal FTA	1-1	5-5
more TO than opponent	4-15	36-65
fewer TO than opponent	6-6	57-51
equal TO	0-1	6-8
games decided by 1-3 pts.	1-2	12-17
games decided by 4-6 pts.	6-3	24-15
games decided by 7-10 pts.	1-3	16-27
games decided by 11+ pts.	2-14	46-63



## EXHIBITIONS OUTING SUMMARY

- UTSA racked up 225 points in the two exhibition games, defeating Trinity 100-70 and McMurry 125-84 – a combined 225-154 with all the starters averaging under 23 minutes.
- The McMurry total was the most points scored since 2017 and would have tied for the second-highest-scoring game in the program records, if not an exhibition.
  - UTSA shot .514 (90-175) from the floor, but .342 from three on a pop-happy 26-76, with the Roadrunners producing a 54.4 percent assist average (48-of-90).
  - The Roadrunners struggled at the free throw line, shooting just .515 (19-37).
  - Overall, UTSA forced the two opponents into 17.0 turnovers, with 13.0 steals per outing.
  - Led by Carlton Linguard Jr.'s four rejections, UTSA logged 34 blocks over the course of two nights.
  - The 69-rebound effort against McMurry would have been the school record in a regular-season contest – in total, UTSA out-rebounded exhibition foes, 129-65.
  - With plenty of contenders, as UTSA registered 14 double-figure scoring performances across the two games, Linguard registered the top scoring output. Setting the scoreboard ablaze in the opening exhibition with Trinity, Linguard put up 20 points on 8-of-12 shooting, hit four from the perimeter, grabbed nine rebounds and made three assists.
  - Center Carlton Linguard Jr. averaged 14.5 points and 10.5 rebounds in just 21 mpg of exhibition action, shooting .522 from the floor.
  - Against McMurry, Christian Tucker was on fire with 16 points on 7-of-9 shooting, grabbing four boards and doling out five assists – he averaged 11.5 points and a team-high 5.0 assists.
  - Chandler Cuthrell was steady in his pair of debuts, collecting a double-double in each contest and averaging 11.5 points, 11.0 rebounds and 4.0 assists – throwing down a trio of dunks.
  - Nazar Mahmoud averaged 13.0 points and 6.5 rebounds, while shooting .529 with a team-best five threes as the only first-year freshman on the floor for UTSA.
  - Dre Fuller Jr. provided an all-around exhibition effort for the Roadrunners, going 11-for-25 with 13.0 ppg, 9.0 rpg, 4.0 apg and 1.5 steals per game.
  - Trey Edmonds was a physical interior presence, putting up 13.0 ppg on .647 shooting and 7.5 rpg.
  - PJ Carter was solid beyond the arc with 50 percent shooting from three and a 10.0 ppg average.
  - Massal Diouf topped UTSA with .857 shooting, going 6-for-7 for 6.0 ppg.

## AMERICAN MUSCLE

- UTSA's 43rd season on the basketball court is also the Roadrunners first year as a member of the American Athletic Conference, joining the league on Saturday, July 1, as one of six institutions welcomed to form the AAC's new lineup of 15 schools in The American's 10th year. The conference has 14 programs that compete in men's basketball: Charlotte, East Carolina, Florida Atlantic, Memphis, North Texas, Rice, SMU, South Florida, Temple, Tulane, Tulsa, UAB and Wichita State compete with UTSA in the new-look league.
- As a member of The American, UTSA will enjoy greater national media exposure, enhanced brand recognition, more Texas team matchups and expanded recruiting opportunities, furthering the university's ability to compete at the highest level.
- A league presence in four of the top 10, six of the top 25 and 12 of the top 52 Nielsen media markets allows The American to enjoy a lucrative and comprehensive media rights partnership with ESPN, giving the conference a significant presence on the Worldwide Leader's primary television networks (ABC, ESPN, ESPN2, ESPNU) and an all-sports presence on ESPN+, the industry's leading streaming service with more than 25.3 million subscribers.
- This marks the fifth conference that UTSA has been a full-fledged member of since first joining the Trans America Athletic Conference (now Atlantic Sun) in 1986 after five years as an NCAA Division I Independent. UTSA was a member of the Southland Conference from 1992 to 2012, and spent one year in the Western Athletic Conference before joining Conference USA in 2013.

## UNDERESTIMATING THE ROADRUNNERS

- With UTSA coming off a 10-22 season and making the move to a stronger basketball conference, the preseason predicted order of finish in the AAC doesn't reflect UTSA's potential. During the AAC Media Days on Oct. 8-9, the announcement came that the Roadrunners were picked 14th.
- Returning a solid roster from last year's Final Four run, Florida Atlantic was picked as the preseason favorite with 11 of the league's head coach votes, while reigning AAC Tournament champion Memphis was chosen second with three first-place votes. Next on the list were Tulane, UAB, East Carolina, North Texas, SMU, Wichita State, South Florida, Tulsa, Rice, Temple, Charlotte and UTSA.

## YOUNG TALENT

- Freshman guard Nazar Mahmoud is the only high school recruit in this year's class. Born in July 2005, Mahmoud is the 11th-youngest player to be on an NCAA roster this season and the youngest player set to take the court in the American Athletic Conference. Topping the list is Iowa State's JT Rock, who was born March 1, 2006 and still four months under 18 to open the season.

## WHO'S NEW?

- Junior guard/forward Blessing Adesipe** hasn't seen the court for the Roadrunners just yet, but the expectations are high for the Texas-native JUCO product who got his start in Montana. Adesipe played two seasons at Miles College in Miles City, Montana, where he put up 1,132 points in just two prolific scoring seasons playing under coach Chase Tait. He started all 30 games for the Pioneers as a sophomore in 2022-23 en route to an NJCAA All-America Honorable Mention and NJCAA All-Star selection by the NJCAA Men's Basketball Coaches Association. At Miles in 2022-23, he averaged 21.6 ppg to lead the team, rank second in the Mon-Dak Athletic Conference and 14th in NJCAA Division I. He shot 41.8 percent from the floor and racked up double-figures in 28 games, topped by a 39-point performance against Dakota-Bottineau - 1-of-5 outings in excess of 30 points. Also averaged 9.9 rebounds per game with 16 double-digit rebounding performances, along with 2.3 assists and 1.3 steals per contest.
- Junior guard PJ Carter** was an effective shooter for the Roadrunners in the exhibitions, leading UTSA with 50-percent shooting from long range (4-8). He also delivered five assists. A former Georgia Region 5-6A Player of the Year and 6A All-State honoree from Atlanta, Carter played the 2022-23 season at Georgia Highlands College under coach Jonathan "JJ" Merritt. He earned first-team All-GGCAA honors while helping the Chargers to a 23-10 season that went all the way to the GCAA Championship final. Carter led the team with 16.3 ppg despite coming off the bench in 29 of the 33 games he played. Logged double-figure scoring in 29 contests while shooting 46.6 percent from the floor, 43 percent from the perimeter and 79.5 percent from the free throw line. Before GHC, he played two years at Campbell.
- A well-rounded performer who has come off the bench in both exhibition games, **junior forward Chandler Cuthrell** earned a double-double in both outings and averaged 11.5 ppg and 11.0 rpg, while also contributing eight assists to the effort. Cuthrell played two seasons in the Texas Panhandle at Odessa College under coach Kris "Bucket" Baumann, helping the Wranglers to a 30-4 record in 2022-23, a Western Junior College Athletic Conference title and an appearance in the NJCAA DI National Quarterfinals - ranking third in the final NJCAA DI rankings. Cuthrell played 34 games last year with a 7.2 ppg, 3.0 rpg, shooting 48.8 percent from the floor and 40.8 percent from three.
- Making his physical presence felt in the post, **junior forward/center Trey Edmonds** averaged 13.0 points with 7.5 rpg in the exhibitions, including 11 boards on the offensive glass. Edmonds played two seasons at Utah Tech, the former Dixie State, in St. George, Utah, appearing in 33 games with one start last year. Limited to just over 8.3 mpg in two years with the Trailblazers, Edmonds averaged 2.5 ppg on 46.8 percent shooting, 2.3 rpg.
- The most diversified performer of exhibition season, **graduate student guard/forward Dre Fuller Jr.** shot .440 through the exhibitions to average 13.0 ppg, 9.0 rpg, 4.0 apg and 1.5 spg. One of the most experienced transfers to join the Roadrunners this season, Fuller played three seasons at UCF in Orlando, logging 67 games and 27 starts for the Knights. Fuller averaged 5.7 ppg on 42.2-percent shooting, with 3.4 rpg and 1.5 apg.
- Immediately taking charge in leading the UTSA offense, sophomore **point guard Adante Holiman** was a scorer and a distributor in the exhibitions, putting up 11.5 ppg with 2.5 apg. A former four-star high school recruit and the No. 1-rated player in Oklahoma, Holiman registered 2,392 prep points and ranked among the top 50 in Oklahoma history after wrapping a 32-ppg, 5.0 apg senior season. He comes to San Antonio after an outstanding rookie season at UT Rio Grande Valley, playing 24 games with 11 starts for the Vaqueros. As a freshman, Holiman averaged 7.5 ppg on 44.7-percent shooting, doling out 3.0 apg.
- One of the most anticipated players to take the court, seven-foot **redshirt senior center Carlton Linguard Jr.** has not disappointed. His debut saw the agile big man score 20 on 8-of-12 shooting, registering nine boards with three assists in the opening exhibition. Across the two preseason contests, Linguard averaged a team-high 14.5 ppg with 10.5 rpg, 2.0 apg and 2.0 blocks per outing. The homegrown Kansas State transfer had to sit last season for a year in residence, playing 32 games with two starts with the Wildcats. He averaged 1.8 ppg and 1.3 rpg while coming off injuries. Before KSU, he was the 12th best junior college prospect at Temple College on the I-35 corridor, where he put up 13.3 ppg on 51.4-percent shooting with 9.5 rpg and 3.6 apg - logging 12 double-doubles with double-figure scoring in 25-of-30 and double-digit boards in 13.
- The lone freshman among the 12 newcomers, **guard Nazar Mahmoud** averaged 13.0 ppg, 6.5 rpg and 2.0 apg, knocking down a team-best 5-for-10 from three against Trinity and McMurry. Mahmoud rated as a three-star player and the No. 37 shooting guard coming out of Spring Creek Academy in Plano, Texas, helping the Spartans to a 26-4 record during his senior year. Mahmoud scored 20.6 ppg on 42-percent shooting, with nearly five (5) rpg and two (2) apg. Earned All-SWAIC honors as a senior and was named the District 25-5A Offensive MVP and TABC All-State as a junior at Leander's Rouse High.



**WHO'S NEW? (cont'd)**

- **Junior forward Josh Reid** saw limited time in the exhibitions, averaging 1.5 ppg and 0.5 rpg. Reid joined the Roadrunners after two seasons at Gulf Coast College in Panama City, Florida, playing 28 games with 20 starts for the Commodores last year. Reid shot 45 percent from the floor for 10.3 ppg, logging 6.4 rpg with 42 assists and 34 steals.
- Former Antonian Prep standout **junior guard Juan Reyna** is returning home after one season each at Campbell and Alabama State. At Campbell, Reyna averaged 5.3 ppg in 30 games with the Camels. Put up 8.7 ppg 26 games at Bama State. Graduated from Duncanville High after leaving San Antonio, where he helped lead DHS to back-to-back UIL 6A State Championships (2020, '21) and surpassed 2,000 career points. As a senior, Reyna averaged 20.8 ppg and 3.2 apg.
- **Junior guard Justin Thomas** helped Milwaukee to the best record in seven years, playing in 33 games with 7.3 ppg, 4.4 rpg and 3.0 apg. Thomas shot 43.2 percent (82-of-190) from the field overall, 42.9 percent (24-of-56) and led the team with 98 assists. Began his collegiate career at Division II Queens University of Charlotte.
- A former All-District 4-6A and All-Region player from Fort Worth's North Crowley High, redshirt **junior guard Isaiah Wyatt** registered 7.0 ppg and 5.0 rpg through the exhibitions. Wyatt arrived at UTSA after one season at NCAA Division II Chadron State in northwestern Nebraska. Wyatt earned All-RMAC honors after leading the Eagles with 15.2 ppg through 29 starts, scoring in double-figures in 25 outings after shooting 45.1 percent. Hit 46.9-percent beyond the arc and was second in the RMAC with 2.8 threes per contest. Also grabbed 5.3 rpg. Also played at Texas JUCOs, Southwestern Christian and McClennan.

**RETURNING FROM THE 2022-23 ROSTER**

- UTSA lost 12 players from last year's squad and returns only two contributors from 2022-23. The pair accounted for just 8.4 percent of the points, 10.5 percent of rebounds, 12.4 percent of assists and 12.6 percent of steals last season.
- **Junior guard Christian Tucker** is in the mix for a steady starting spot for the Roadrunners, playing in 30 games last season with six starts. In 2022-23, Tucker averaged 4.8 points, 1.4 assists and 1.5 rebounds per game. Through the two exhibitions, Tucker led UTSA with 16 points in the second contest vs. McMurry en route to a 11.5 ppg 3.0 rpg pre-season - leading the team with 5.0 assists per contest. In total, Tucker has played 56 games with 12 starts for the Roadrunners, averaging 4.1 ppg and 1.3 apg. Tucker was a first-team All-Region and All-State honorable mention at Gilbert Perry High School in Chandler, Ariz., averaging 16 points, five assists and five rebounds while leading Gilbert Perry to a Regional Championship.
- A starter at forward last year in his rookie season, **sophomore Massal Diouf** appeared in 27 games and started 21 contests a year ago. Diouf shot 42.5 percent and averaged 2.0 ppg, 2.7 rpg in 10.9 mpg. In the exhibitions, Diouf led the team with an .856 shooting average, putting up 6.0 ppg with 3.5 rpg. Diouf prepped at Western Canada Prep Academy and played with the U-16 and U-18 Dutch National Team. He earned Canadian Junior Basketball Team first-team All-Star honors while leading Western Canada to a third-place finish.

**BACK ON CAMPUS**

- One year ago, former Roadrunner **guard Jordan Ivy-Curry** was suiting up for Pacific for the first time and went on to finish with 33 games and seven starts for the Tigers, logging 10.3 points and 2.6 rebounds per game while shooting 42.2 percent from the field. He was a career-best 86.4 percent at the free throw line, leading Pacific with a 70-for-81 charity stripe performance.
- Just 12 months later, Ivy-Curry is right back where he started the first two years of his career and looking for the opportunity to join the new-look Roadrunners. A 2020-21 Conference USA All-Freshman teamer, Ivy-Curry has played 47 games for the Roadrunners, logging 19 starts in 21 games as a sophomore for 13.9 ppg - the second-best individual UTSA mark. Ivy-Curry scored in double-figures 15 times, topping out at 27 points. He also added 2.3 rpg and 1.9 apg.

**FINALLY CARLTON'S TIME**

- UTSA's roster got considerably taller last season when **Carlton Linguard Jr.** announced his pledge to the Roadrunners in the offseason. The 7-foot San Antonio native, played his high school ball at Stevens and returned to the Alamo City hoping to be eligible for the second semester - but his opportunity never materialized while he finished re-establishing residency.
- The 14.5 ppg and 9.0 rpg he averaged in the exhibition games was an optimistic indicator, albeit against lower-division opposition.
- If his regular season debut is a representation (at a 12 point/10 rebound double-double), Linguard could be one of the most exciting players for the Roadrunners and in the American Athletic Conference this season due to his mix of size, reach and mobility.

**STEVE HENSON VS. OPPONENTS**

OPPONENT	HENSON	OPPONENT	HENSON
Arkansas	0-1	Old Dominion	3-5
Arkansas-Fort Smith	0-0	Oregon State	0-3
Army West Point	0-0	Ottawa (AZ)	1-0
Bethany, KS	2-0	Our Lady of the Lake	2-0
Bethune-Cookman	1-0	Prairie View A&M	2-1
Bradley	0-1	Rice	7-6
Charlotte	4-4	St. Edward's	0-1
Coastal Carolina	0-1	St. Mary's	2-0
Dallas Christian	1-0	Sam Houston State	1-1
Dartmouth	0-1	Southeastern Oklahoma State	1-0
Denver	1-0	Southwestern Adventist	1-0
East Carolina	0-0	Southern Miss	7-7
East Central	1-0	South Dakota State	0-1
FIU	7-5	South Florida	0-0
Florida Atlantic	4-10	SMU	0-0
FGCU	1-0	Sul Ross State	1-0
Fresno State	0-1	Temple	0-0
Grambling State	0-1	Texas A&M-Commerce	0-1
Grand Canyon	0-1	Texas A&M-Corpus Christi	3-3
Houston Christian	2-0	Texas State	4-1
Illinois-Chicago	0-1	Texas Tech	0-1
Illinois State	1-1	Tulane	0-0
IUPUI	1-0	Tulsa	0-1
Jacksonville State	0-0	Trinity	2-0
James Madison	1-0	UAB	5-9
Lamar	3-1	UC Irvine	0-1
Little Rock	0-0	UIW	1-0
Louisiana Tech	4-8	Utah	0-1
Marshall	3-4	Utah State	0-1
Memphis	0-0	Utah Valley	1-2
Middle Tennessee	1-7	UT Permian Basin	1-0
Minnesota	0-1	Utah	0-1
Nebraska	0-1	UTEP	2-5
New Mexico	0-1	UTRGV	0-2
North Texas	2-9	Western Illinois	1-0
Oklahoma	0-5	Western Kentucky	3-8
Oklahoma State	0-1	Wichita State	0-0

**HENSON'S EIGHTH YEAR AT THE HELM**

- The Roadrunners are led by eighth-year head coach Steve Henson, the 2017-18 Conference USA Coach of the Year. UTSA's Nov. 6 victory pushed him on to the next milestone as a 100-game winner at UTSA.
- Henson, a former star player at Kansas State (1986-90), took over at UTSA for the 2016-17 season and quickly transitioned the Roadrunners into an up-tempo, high-scoring offensive unit.
- The Kansas native took over at UTSA after five years as an assistant at Oklahoma for Lon Kruger. Henson was also on the staff with Kruger for seven seasons at UNLV after a season at South Florida and scouting then coaching with the Atlanta Hawks.
- A member of the Kansas State Athletics Hall of Fame who led K-State to four straight NCAA Tournaments, Henson still holds all-time program records for career assists (582), assists per game (4.58), assists in a season (186), assists in a game (12), free throw percentage (.900), minutes played (4,474), minutes per game (35.2), starts (118) and consecutive starts (118).
- A two-sport standout at K-State, he was a decathlete and placed third as a sophomore and junior at the Big Eight Championships.
- He was a second-round pick of the Milwaukee Bucks in the 1990 NBA Draft - going 44th overall - and played seven years in the NBA and two seasons in Italy and Greece.
- Henson earned Mr. Basketball honors while playing for his legendary father at McPherson High School.
- Henson has a knack for coaching elite scoring guards, including former Oklahoma standout Buddy Hield and former UTSA standouts Jhivvan Jackson and Keaton Wallace.





**MISCELLANEOUS STATISTICS**

dates to prior seasons = \*

Current Streak .....	Lost 1
Current Home Streak * .....	Won 1
Current Road/Neutral Streak * .....	Lost 2
Last Win .....	Nov. 6, 2023 vs. Western Illinois (78-68 OT)
Last Home Win .....	Nov. 6, 2023 vs. Western Illinois (78-68 OT)
Last Road Win .....	Feb. 25, 2023 at FIU (95-91)*
Last Neutral Win .....	Dec. 11, 2021 vs. Sam Houston (78-73)*
Last Loss .....	Nov. 10, 2023 at Minnesota (76-102)
Last Home Loss .....	Feb. 18 vs. UAB (78-83)*
Last Road Loss .....	Nov. 10, 2023 at Minnesota (76-102)
Last Neutral Loss .....	March 8, 2023 vs. Rice [CUSA] (71-72)*

**2023-24 RECORD BY STARTING LINEUP**

Holiman, Tucker, Fuller, Edmonds, Linguard .....	1-1
--	-----

**LEADING THE TEAM**

- Following is the number of times a player led UTSA in scoring, rebounding, assists and steals.
- If two or more players tied for the team lead, all were credited for that game:

Player	Pts.	Reb.	Ass.	Blk.	Stl.
PJ Carter	1	1	-	1	-
Chandler Cuthrell	-	-	-	-	-
Massal Diouf	-	-	-	-	-
Trey Edmonds	-	-	-	-	-
Dre Fuller Jr.	-	-	-	-	-
Adante' Holiman	-	-	-	-	-
Carlton Linguard Jr.	-	1	-	-	-
Nazar Mahmoud	-	-	-	-	-
Josh Reid	-	-	-	-	-
Christian Tucker	1	-	2	1	2
Isaiah Wyatt	-	-	-	1	-

**UTSA SPECIALTY STATISTICS**

OPPONENT	POINTS VIA						LEAD		LARGE		LARGE LEAD	
	T/O	2ND CH	PAINT	FASTB	BENCH	TIES	CHG	LEAD	LEAD TM	W-L, SCORE	OVERCOME	
Trinity (exhib.)	24	22	42	0	38	0	1	30	38:55	W, 100-70	N/A Led Full	
McMurry (exhib.)	21	26	72	28	69	0	2	48	38:29	W, 125-84	N/A Led Full	
Western Illinois	14	10	28	16	15	8	9	10	36:29	W, 78-68 OT	2	
at Minnesota	11	11	36	16	30	0	0	-	00:00	L, 76-102	N/A Trailed Full	
at Lamar												
at Texas State												
at Houston Christian												
Jacksonville State												
UIW												
Lama												
Arkansas-Fort Smith												
at Little Rock												
at Oregon State												
Army West Point												
Prairie View A&M												
UAB*												
at Rice*												
at Memphis*												
Charlotte*												
at Tulsa*												
Florida Atlantic*												
Tulane*												
at South Florida*												
Rice*												
at Wichita State*												
East Carolina*												
at Charlotte*												
at Temple*												
South Florida*												
at North Texas*												
Tulsa*												
at SMU*												
Temple*												

**GAME MARGINS**

	1	2	3	4	5	6	7	8	9	10	11	12	13	14	15+
Wins by	-	-	-	-	-	-	-	-	-	1	-	-	-	-	-
Losses by	-	-	-	-	-	-	-	-	-	-	-	-	-	-	1

**UTSA IN GAMES DECIDED BY**

1-5 points	6-10 points	11-19 points	20 or more
0-0	1-0	0-0	0-1

**UTSA TOP INDIVIDUAL PERFORMANCES**

<b>POINTS</b> 18 - Christian Tucker vs. Western Illinois (11/6/23)	<b>FT MADE</b> 12 - Christian Tucker vs Western Ill. (11/6/2023)	<b>BLOCKS</b> 2 - by 3 players
<b>FG MADE</b> 6 - Dre Fuller/PJ Carter at Minnesota (11/10/23)	<b>FT ATT.</b> 15 - Christian Tucker vs Western Ill. (11/6/2023)	<b>TURNOVERS</b> 2 - by 3 players
<b>FG ATT.</b> 12 - Dre Fuller/PJ Carter at Minnesota (11/10/23)	<b>FT PCT. (MIN 3)</b> .800 - Christian Tucker vs Western Ill. (11/6/2023)	
<b>FG PCT.</b> .545 - Dre Fuller at Minnesota (11/10/23)	<b>REBOUNDS</b> 10 - Carlton Linguard vs Western Ill. (11/6/2023)	
<b>3FG MADE</b> 4 - Adante' Holiman at Minnesota (11/10/2023)	<b>ASSISTS</b> 8 - Christian Tucker vs Western Ill. (11/6/2023)	
<b>3FG ATT.</b> 6 - Holiman/Fuller at Minnesota (11/10/2023)	<b>STEALS</b> 3 - Christian Tucker at Minnesota (11/10/23)	

**UTSA TEAM SINGLE-GAME SEASON HIGHS**

<b>POINTS</b> UTSA: 78 vs. Western Illinois (11/6/23) OPP: 102 at Minnesota (11/10/23)	<b>3FG</b> UTSA: 9 at Minnesota (11/10/23) OPP: 14 at Minnesota (11/10/23)	<b>ASSISTS</b> UTSA: 14 at Minnesota (11/10/23) OPP: 21 at Minnesota (11/10/23)
<b>FIELD GOALS</b> UTSA: 29 at Minnesota (11/10/23) OPP: 30 at Minnesota (11/10/23)	<b>FREE THROWS</b> UTSA: 26 vs. Western Illinois (11/6/23) OPP: 28 at Minnesota (11/10/23)	<b>STEALS</b> UTSA: 7 at Minnesota (11/10/23) OPP: 7 at Minnesota (11/10/23)
<b>FIELD GOAL PCT.</b> UTSA: .408 at Minnesota (11/10/23) OPP: .545 at Minnesota (11/10/23)	<b>REBOUNDS</b> UTSA: 47 vs. Western Illinois (11/6/23) OPP: 56 vs. Western Illinois (11/6/23)	<b>BLOCKS</b> UTSA: 7 vs. Western Illinois (11/6/23) OPP: 10 vs. Western Illinois (11/6/23)





**UTSA IN NCAA RANKINGS**

as of 11/12

Category	NCAA Rank	AAC Rank	Value
Assist-to-Turnover Ratio	69	4	1.59
Assists/game	176	8	13.5
Bench Points/game	198	6	22.5
Blocks/game	122	7	4.0
Effective FG pct.	299	13	0.441
Fastbreak Points	75	3	16.00
FG Percentage	303	14	38.5
FG Percentage Defense	177	7	41.5
Fouls/game	210	11	18.5
FT Attempts/game	75	6	25.5
FT Percentage	187	10	68.6
FT Made/game	84	7	17.5
Rebound Margin	84	7	17.5
Rebounds (Defensive)/game	143	6	28.00
Rebounds (Offensive)/game	171	7	11.50
Rebounds/game	162	7	39.50
Scoring Defense	322	14	85.0
Scoring Margin	281	14	-8.0
Scoring Offense	180	10	77.0
Steals/game	208	10	6.5
3-Point Attempts/game	185	8	22.5
3-Point Percentage	166	6	33.3
3-Point Percentage Defense	243	12	35.1
3-Pointers/game	243	12	35.1
Turnover Margin	111	8	3.0
Turnovers Forced/game	259	10	11.50
Turnovers/game	24	2	8.5
Winning Percentage	146	11	50.0

**UTSA IN AAC INDIVIDUAL RANKINGS**

top 15 only (as of 11/12)

Player	Rank	Value
<b>Carlton Linguard Jr.</b>		
Free Throw Percentage	T1	1.000 (4-4)
Defensive Rebound Avg.	T8	6.5
Rebounding Avg.	T13	8.0
Blocked Shot Avg.	T13	1.0
<b>Christian Tucker</b>		
Assist/Turnover Ratio	2	13.0
Assists Avg.	T2	13 (6.5)
Steals Avg.	T11	5 (2.5)
<b>Adante' Holiman</b>		
3-Point Percentage	T10	.500 (5-10)
3-Point FG Made	11	5 (2.5)
<b>Dre Fuller Jr.</b>		
Defensive Rebound Avg.	T8	6.5
Rebounding Avg.	T13	8.0
<b>Trey Edmonds</b>		
Offensive Rebound Avg.	12	2.5
Blocked Shot Avg.	T13	1.0
<b>Chandler Cuthrell</b>		
Blocked Shot Avg.	T13	1.0
<b>Isaiah Wyatt</b>		
Blocked Shot Avg.	T13	1.0

**UTSA INDIVIDUAL MISCELLANEOUS STATISTICS**

**DOUBLE-FIGURE SCORING GAMES**

Player	20-21	21-22	22-23	23-24	UTSA (Tot)
Carter	-	-	x	1	1 (1)
Cuthrell	x	x	x	0	0
Diouf	x	x	0	0	0
Edmonds	x	1	1	2	2 (4)
Fuller 19-20(7)	5	3	x	2	2 (17)
Holiman	-	-	9	0	0 (9)
Ivy-Curry	6	15	20	-	21 (41)
Linguard	1	0	x	1	1 (2)
Mahmoud	-	-	-	0	0
Tucker	x	2	5	1	8 (8)
Wyatt	-	-	25	1	1 (26)

(other institution)

**20-POINT+ SCORING GAMES**

Player	20-21	21-22	22-23	23-24	UTSA (Tot)
Carter	-	-	x	0	0
Cuthrell	x	x	x	0	0
Diouf	x	x	0	0	0
Edmonds	x	0	0	0	0
Fuller 19-20(0)	0	0	x	0	0
Holiman	-	-	0	0	0
Ivy-Curry	0	4	2	-	4 (6)
Linguard	0	0	x	0	0
Mahmoud	-	-	-	0	0
Tucker	x	0	0	0	0
Wyatt	x	1	4	0	0 (4)

(other institution)

**DOUBLE-FIGURE REBOUNDING GAMES**

Player	20-21	21-22	22-23	23-24	UTSA (Tot)
Carter	-	-	x	0	0
Cuthrell	-	-	-	0	0
Diouf	x	x	0	0	0
Edmonds	x	0	0	0	0
Fuller 19-20(0)	3	0	x	0	0 (3)
Holiman	-	-	0	0	0
Ivy-Curry	0	0	1	-	0 (1)
Linguard	0	0	x	1	1 (1)
Mahmoud	-	-	-	0	0
Tucker	x	0	0	0	0
Wyatt	-	-	4	0	0 (4)

(other institution)

**DOUBLE-DOUBLES**

Player	20-21	21-22	22-23	23-24	UTSA (Tot)
Carter	-	-	x	0	0
Cuthrell	-	x	x	0	0
Diouf	-	-	0	0	0
Edmonds	-	0	0	0	0
Fuller	0	0	x	0	0
Holiman	-	-	0	0	0
Ivy-Curry	0	0	1	-	0 (1)
Linguard	0	0	x	1	1 (1)
Mahmoud	-	-	-	0	0
Tucker	x	0	0	0	0
Wyatt	-	-	4	0	0 (4)

(other institution)

**UTSA SINGLE-GAME RECORDS INDIVIDUAL**

**POINTS**

52 by Roderic Hall vs. Maine (12/6/97)

**FIELD GOALS MADE**

22 by Derrick Gervin vs. Baylor (1/2/85)

**FIELD GOALS ATTEMPTED**

33 by Jhivvan Jackson at ODU (2/6/20)

**HIGHEST FIELD GOAL PERCENTAGE (min. 10 att.)**

92.0% (12-13) by Leon Watson vs. Texas College (11/22/98)

**FREE THROWS MADE**

20 by McEverett Powers vs. Texas-Arlington (1/24/02)

**FREE THROWS ATTEMPTED**

26 by McEverett Powers vs. Texas-Arlington (1/24/02)

**FREE THROW PERCENTAGE (min. 10 att.)**

100% (15-15) by Keaton Wallace vs. TAMU-CC (12/3/19)

100% (14-14) by Afis Olajuwon vs. Sam Houston St. (1/9/93)

100% (13-13) by Keon Lewis vs. Texas A&M-Corpus Christi (11/23/13)

100% (12-12) by Jhivvan Jackson vs. UTEP (1/18/20)

100% (12-12) by Jhivvan Jackson vs. Illinois St. (12/21/19)

100% (12-12) by Keon Lewis vs. UTPA (12/7/13)

100% (11-11) by Devin Gibson vs. Samford (12/20/10)

100% (10-10) by Japhet Medor vs. UTEP (2/11/23)

100% (10-10) by Jeff Beverly vs. Texas State (11/25/16)

100% (10-10) by Travis Gabbidon vs. Colgate (1/2/09)

100% (10-10) by Omar Johnson vs. Central Arkansas (2/11/09)

100% (10-10) by Steve Meyer vs. UTPA (12/9/97)

**REBOUNDS**

25 by Lennell Moore vs. Centenary (1/5/87)

**3-POINT FGS MADE**

10 by J.R. Harris at UAB (1/7/16)

**3-POINT FGS ATTEMPTED**

18 Twice, by Jhivvan Jackson vs. Marshall (3/7/20);

at Old Dominion (2/6/20)

**ASSISTS**

14 by Issy Washington vs. Jarvis Christian (11/29/86)

**STEALS**

8 by Kurt Attaway vs. Southeastern Louisiana (3/5/04)

8 by Taju Olajuwon vs. Samford (1/19/91)

**BLOCKED SHOTS**

6 by Tom Oswald vs. UL Monroe (1/20/96)

**TURNOVERS**

12 by Andrew Francis vs. Northwestern St. (1/13/07)

12 by Devin Gibson vs. Arkansas (12/12/07)

**TEAM**

**POINTS** 136 vs. East Central (11/22/08)

**HIGH WIN MARGIN** 80 (123-43) vs. SW Adventis (3/4/21)

**HIGH LOSS MARGIN** 66 (50-116) at Texas (12/8/15)

**FG MADE** 55 vs. Texas State (11/24/90)

**HIGHEST FG%** 68.5% (37-54) vs. UTPA (12/18/97)

**MOST FT MADE** 38 vs. Northwestern State (2/15/01)

38 vs. UT Arlington (1/24/02)

**MOST 3FG MADE** 18 vs. Louisiana Tech (1/9/20)

**MOST REBOUNDS** 67 vs. Ottawa (11/30/17)

67 vs. Marshall (2/13/20)

**MOST ASSISTS** 37 vs. Schreiner (12/1/93)

**MOST STEALS** 27 vs. Samford (1/19/91)

**MOST BLOCKS** 11 vs. Texas-Pan American (1/24/85)

**MOST TURNOVERS** 35 vs. Texas (12/5/95)

**MOST FOULS** 37 vs. Baylor (1/2/85)



# GAME-BY-GAME STARTING LINEUPS

OPPONENT	1	2	3	4	5	RECORD BY LINEUP
Trinity (exhib.)	Holiman	Tucker	Fuller	Edmonds	Linguard	
McMurry (Exhibition)	Holiman	Carter	Fuller	Edmonds	Linguard	
Western Illinois	Holiman	Carter	Fuller	Edmonds	Linguard	1-0
at Minnesota	Holiman	Carter	Fuller	Edmonds	Linguard	1-1
at Lamar						
at Texas State						
at Houston Christian						
Jacksonville State						
UIW						
Lama						
Arkansas-Fort Smith						
at Little Rock						
at Oregon State						
Army West Point						
Prairie View A&M						
UAB*						
at Rice*						
at Memphis*						
Charlotte*						
at Tulsa*						
Florida Atlantic*						
Tulane*						
at South Florida*						
Rice*						
at Wichita State*						
East Carolina*						
at Charlotte*						
at Temple*						
South Florida*						
at North Texas*						
Tulsa*						
at SMU*						
Temple*						



AMERICAN ATHLETIC CONFERENCE 2023-24 HONORS RECAP

	Player of the Week	Freshman of the Week
Week 1	Aaron Scott, Jr. (North Texas)	Jayden Reid (South Florida)
<b>W1 Honor Roll:</b> RJ Felton (ECU), Vladislav Goldin (FAU), Jahliil White (TEM), Kevin Cross (TLN), Cobe Williams (TLSA)		
Week 2		
Week 3		
Week 4		
Week 5		
Week 6		
Week 7		
Week 8		
Week 9		
Week 10		
Week 11		
Week 12		
Week 13		
Week 14		
Week 15		
Week 16		

AAC 2023-24 PRESEASON POLL

- Florida Atlantic (11).....167
  - Memphis (3).....159
  - Tulane.....142
  - UAB .....128
  - East Carolina.....105
  - North Texas.....100
  - SMU.....97
  - Wichita State .....90
  - South Florida .....62
  - Tulsa .....59
  - Rice .....56
  - Temple .....49
  - Charlotte .....46
  - UTSA.....14
- First-place votes in parenthesis

PRESEASON AAC Honors

- Preseason Player of the Year**  
 Johnell Davis, Jr., G, Florida Atlantic  
 Alijah Martin, Jr., G, Florida Atlantic
- Preseason Rookie of the Year**  
 Carl Cherenfant, G, Memphis  
 JJ Taylor, F, Memphis

PRESEASON AAC All-Conference

- First Team**  
 Eric Gaines, Jr., G, UAB  
 Johnell Davis, Jr., G, Florida Atlantic  
 Alijah Martin, Jr., G, Florida Atlantic  
 Jahvon Quinerly, Sr., G, Memphis  
 Jaylen Forbes, Jr., G, Tulane\*
- Second Team**  
 RJ Felton, Jr., G, East Carolina  
 Jordan Brown, R-Sr., F, Memphis  
 Max Fiedler, Sr., F, Rice  
 Zhuric Phelps, Jr., G, SMU  
 Kevin Cross, Jr., F, Tulane  
 \*denotes unanimous selection



## 2023-24 Exhibition Cumulative Stats

RECORD:	OVERALL	HOME	AWAY	NEUTRAL
ALL GAMES	2-0	2-0	0-0	0-0
CONFERENCE	0-0	0-0	0-0	0-0
NON-CONFERENCE	2-0	2-0	0-0	0-0

#	Player	gp-gs	min	avg	Total		3-Point		F-Throw		Rebounds			pf	dq	a	to	blk	stl	pts	
					fg-fga	fg%	3fg-fga	3fg%	ft-fa	ft%	off	def	tot								avg
00	Nazar Mahmoud	2-0	39	19.5	9-17	.52	5-10	.50	3-5	.60	5	8	13	6.5	6	0	4	4	0	2	26
02	Carlton Linguard, J	2-2	42	21.0	12-23	.52	4-10	.40	1-3	.33	12	9	21	10.5	4	0	4	4	4	1	29
03	Trey Edmonds	2-2	34	17.0	11-17	.64	0-0	.00	4-7	.57	11	4	15	7.5	6	0	2	2	2	1	26
04	Dre Fuller Jr.	2-2	42	21.0	11-25	.44	3-10	.30	1-2	.50	6	12	18	9.0	7	0	8	3	0	3	26
05	Adante' Holiman	2-2	46	23.0	8-21	.38	4-15	.26	3-5	.60	1	4	5	2.5	4	0	5	4	0	2	23
10	Chandler Cuthrell	2-0	33	16.5	10-20	.50	2-6	.33	1-5	.20	10	12	22	11.0	3	0	8	5	1	2	23
11	Isaiah Wyatt	2-0	41	20.5	6-14	.42	2-10	.20	0-0	.00	1	9	10	5.0	1	0	2	0	0	0	14
12	Josh Reid	2-0	9	4.5	1-4	.25	0-3	.00	1-4	.25	0	1	1	0.5	0	0	0	0	0	0	3
14	Massal Diouf	2-0	24	12.0	6-7	.85	0-0	.00	0-1	.00	5	2	7	3.5	10	2	1	5	1	0	12
21	PJ Carter	2-1	44	22.0	7-14	.50	4-8	.50	2-2	1.000	1	5	6	3.0	1	0	5	1	0	0	20
22	Christian Tucker	2-1	46	23.0	9-13	.69	2-4	.50	3-3	1.000	2	4	6	3.0	6	0	10	6	0	2	23
Team											2	3	5								
Total.....		2	400		90-175	.51	26-76	.34	19-37	.51	56	73	129	64.5	48	2	49	34	8	13	225
Opponents.....		2	400		51-144	.35	15-59	.25	37-50	.74	25	40	65	32.5	36	-	26	27	7	15	154

TEAM STATISTICS	UTSA	OPP	Date	Opponent	Score	A
SCORING	225	154	10/24/23	TRINITY (TX)	100-70	w
Points per game	112.5	77.0	10/30/23	MCMURRY	125-84	w
Scoring margin	+35.5	-	* - Conference game			
FIELD GOALS-ATT	90-175	51-144				
Field goal pct	.514	.354				
3 POINT FG-ATT	26-76	15-59				
3-point FG pct	.342	.254				
3-pt FG made per gam	13.0	7.5				
FREE THROWS-ATT	19-37	37-50				
Free throw pct	.514	.740				
F-Throws made per ga	9.5	18.5				
REBOUNDS	129	65				
Rebounds per game	64.5	32.5				
Rebounding margin	+32.0	-				
ASSISTS	49	26				
Assists per game	24.5	13.0				
TURNOVERS	34	27				
Turnovers per game	17.0	13.5				
Turnover margin	-3.5	-				
Assist/turnover ratio	1.4	1.0				
STEALS	13	15				
Steals per game	6.5	7.5				
BLOCKS	8	7				
Blocks per game	4.0	3.5				
ATTENDANCE	0	0				
Home games-Avg/Gam	2-0	0-0				
Neutral site-Avg/Game	-	0-0				

Score by Periods	1st	2nd	Totals
UTSA	111	114	225
Opponents	68	86	154



## 2023-24 Regular Season Stats

### Game Records

Record	Overall	Home	Away	Neutral
ALL GAMES	1-1	1-0	0-1	0-0
CONFERENCE	0-0	0-0	0-0	0-0
NON-CONFERENCE	1-1	1-0	0-1	0-0

### Team Box Score Extended

No.	Player	Total			3-Point		F-Throw		Rebounds																		
		GP-GS	MIN	AVG	FG-FGA	FG%	3FG-3FGA	3FG%	FT-FTA	FT%	OFF	DEF	TOT	AVG	PF	DQ	A	A/G	TO	TO/G	A/TO	BLK	BLK/G	STL	STL/G	PTS	AVG
3	EDMONDS, Trey	2-2	54:44	27.4	10-21	.476	0-0	.000	7-12	.583	5	5	10	5.0	8	1	1	0.50	2	1.00	0.50	2	1.00	2	1.00	27	13.5
4	FULLER JR., Dre	2-2	54:48	27.4	9-23	.391	3-10	.300	5-6	.833	3	13	16	8.0	3	0	2	1.00	3	1.50	0.67	0	0.00	1	0.50	26	13.0
5	HOLIMAN, Adante'	2-2	45:20	22.7	8-19	.421	5-10	.500	1-3	.333	1	1	2	1.0	5	0	3	1.50	2	1.00	1.50	0	0.00	0	0.00	22	11.0
21	CARTER, PJ	2-0	50:28	25.2	8-17	.471	1-6	.167	3-5	.600	1	2	3	1.5	3	0	2	1.00	2	1.00	1.00	0	0.00	1	0.50	20	10.0
22	TUCKER, Christian	2-2	61:33	30.8	4-15	.267	0-4	.000	12-15	.800	1	2	3	1.5	6	0	13	6.50	1	0.50	13.00	0	0.00	5	2.50	20	10.0
2	LINGUARD, JR., Carlton	2-2	60:14	30.1	4-13	.308	2-7	.286	4-4	1.000	3	13	16	8.0	2	0	1	0.50	1	0.50	1.00	2	1.00	1	0.50	14	7.0
11	WYATT, Isaiah	2-0	46:28	23.2	4-10	.400	2-5	.400	3-5	.600	2	6	8	4.0	0	0	3	1.50	1	0.50	3.00	2	1.00	2	1.00	13	6.5
0	MAHMOUD, Nazar	2-0	13:46	6.9	2-5	.400	2-2	1.000	0-0	.000	2	1	3	1.5	2	0	1	0.50	2	1.00	0.50	0	0.00	0	0.00	6	3.0
14	DIOUF, Massal	2-0	15:48	7.9	3-6	.500	0-0	.000	0-1	.000	1	1	2	1.0	4	0	0	0.00	0	0.00	0.00	0	0.00	0	0.00	6	3.0
10	CUTHRELL, Chandler	2-0	21:51	10.9	0-6	.000	0-1	.000	0-0	.000	0	10	10	5.0	4	0	1	0.50	2	1.00	0.50	2	1.00	1	0.50	0	0.0
<b>Total</b>		<b>2</b>	<b>425</b>		<b>52-135</b>	<b>.385</b>	<b>15-45</b>	<b>.333</b>	<b>35-51</b>	<b>.686</b>	<b>23</b>	<b>56</b>	<b>79</b>	<b>39.5</b>	<b>37</b>	<b>1</b>	<b>27</b>	<b>13.50</b>	<b>17</b>	<b>8.50</b>	<b>1.59</b>	<b>8</b>	<b>4.00</b>	<b>13</b>	<b>6.50</b>	<b>154</b>	<b>77.0</b>
<b>Opponents</b>		<b>2</b>	<b>425</b>		<b>54-130</b>	<b>.415</b>	<b>20-57</b>	<b>.351</b>	<b>42-59</b>	<b>.712</b>	<b>28</b>	<b>71</b>	<b>99</b>	<b>49.5</b>	<b>44</b>	<b>1</b>	<b>30</b>	<b>15.00</b>	<b>23</b>	<b>11.50</b>	<b>1.30</b>	<b>16</b>	<b>8.00</b>	<b>9</b>	<b>4.50</b>	<b>170</b>	<b>85.0</b>

### Team Statistics

	UTSA	OPP
<b>Scoring</b>	<b>154</b>	<b>170</b>
Points per game	77.0	85.0
Scoring margin	-8.0	-
<b>Field goals-att</b>	<b>52-135</b>	<b>54-130</b>
Field goal pct	.385	.415
<b>3 point fg-att</b>	<b>15-45</b>	<b>20-57</b>
3-point FG pct	.333	.351
3-pt FG made per game	7.5	10.0
<b>Free throws-att</b>	<b>35-51</b>	<b>42-59</b>
Free throw pct	.686	.712
F-Throws made per game	17.5	21.0
<b>Rebounds</b>	<b>79</b>	<b>99</b>
Rebounds per game	39.5	49.5
Rebounding margin	-10.0	-
<b>Assists</b>	<b>27</b>	<b>30</b>
Assists per game	13.5	15.0
<b>Turnovers</b>	<b>17</b>	<b>23</b>
Turnovers per game	8.5	11.5
Turnover margin	+3.0	-
Assist/turnover ratio	1.6	1.3
<b>Steals</b>	<b>13</b>	<b>9</b>
Steals per game	6.5	4.5
<b>Blocks</b>	<b>8</b>	<b>16</b>
Blocks per game	4.0	8.0
<b>Winning streak</b>	<b>0</b>	<b>-</b>
Home win streak	1	-
<b>Attendance</b>	<b>1567</b>	<b>6973</b>
Home games-Avg/Game	1-1567	1-6973
Neutral site-Avg/Game	-	0-0

### Score by Periods

Team	1st	2nd	OT	TOT
UTSA	58	83	13	154
Opponents	82	85	3	170



# Game 1 Box Score - Western Illinois



Official Basketball Box Score - Final  
**Western Illinois at UTSA**  
 11/06/23 Convocation Center, San Antonio  
 2023-24 Men's Basketball

Game Time: 7:00 PM  
 Game Duration: 2:33  
 Attendance: 1,567

Officials: Shaen Land, Raymond Tate, Trent Davis

Western Illinois - 68

Record: 0-1

NO.	Name	Min	FG			Rebounds			Fouls		TP	AS	TO	ST	Blocks		+/-
			M-A	M-A	M-A	OR	DR	TOT	PF	FD					BS	BA	
4	Jesiah West	F 33:42	5-15	0-3	1-2	7	6	13	4	2	11	1	2	1	1	1	-9
22	Joe Petrakis	F 33:21	1-6	0-3	0-0	0	3	3	3	0	2	2	0	0	2	1	-15
23	Drew Cisse	F 19:08	4-5	0-0	0-1	3	4	7	5	1	8	1	2	1	0	0	1
1	Quinlan Bennett	G 19:21	1-6	0-0	0-2	2	3	5	3	1	2	1	1	0	0	1	-4
5	James Dent Jr.	G 36:45	6-18	2-9	6-10	1	6	7	2	5	20	2	2	0	1	3	-12
24	Tay Knox	25:30	2-7	0-0	0-0	3	6	9	3	2	4	0	1	0	4	1	-1
0	Shay Davis	33:11	3-10	3-9	3-4	0	2	2	0	1	12	2	3	0	2	0	-4
2	Ryan Myers	15:26	2-7	1-4	3-4	0	0	0	4	2	8	0	0	0	0	0	-5
13	Braden Lamar	05:08	0-1	0-0	0-0	1	1	2	1	0	0	0	0	0	0	0	1
20	Rodrick Payne	02:58	0-0	0-0	1-2	0	2	2	0	1	1	0	0	0	0	0	-2
11	De'Meiko Anderson	00:30	0-0	0-0	0-0	0	1	1	0	0	0	0	0	0	0	0	0
Team						4	1	5			0		1				
<b>Totals</b>			24-75	6-28	14-25	21	35	56	25	15	68	9	12	2	10	7	-10

Shooting By Period		
1 <sup>st</sup> FG%	8-27	29.6%
3PT%	2-10	20.0%
FT%	10-16	62.5%
2 <sup>nd</sup> FG%	15-40	37.5%
3PT%	3-13	23.1%
FT%	4-8	50%
OT FG%	1-8	12.5%
3PT%	1-5	20.0%
FT%	0-1	0%
GM FG%	24-75	32.0%
3PT%	6-28	21.4%
FT%	14-25	56.0%

Dead Ball Rebounds: 5, 0

Technical Fouls: NONE

UTSA - 78

Record: 1-0

NO.	Name	Min	FG			Rebounds			Fouls		TP	AS	TO	ST	Blocks		+/-
			M-A	M-A	M-A	OR	DR	TOT	PF	FD					BS	BA	
3	Trey Edmonds	F 35:42	5-10	0-0	5-7	3	5	8	3	4	15	1	1	1	1	2	15
2	Carlton Linguard, Jr.	C 30:01	4-9	2-5	2-2	1	9	10	0	2	12	1	0	0	2	0	10
4	Dre Fuller Jr.	G 29:47	3-12	1-6	3-4	1	6	7	1	3	10	0	1	0	0	1	-2
5	Adante Holiman	G 19:10	3-9	1-4	1-2	1	1	2	4	2	8	0	0	0	0	1	-1
22	Christian Tucker	G 34:23	3-8	0-2	12-15	1	2	3	3	9	18	8	1	2	0	2	16
11	Isaiah Wyatt	31:34	3-7	1-3	3-4	2	4	6	0	2	10	2	1	1	2	2	5
10	Chandler Cuthrell	10:26	0-3	0-1	0-0	0	7	7	1	1	0	1	1	1	2	1	4
14	Massal Diouf	05:34	0-1	0-0	0-0	0	1	1	1	0	0	0	0	0	0	0	2
21	PJ Carter	23:36	2-5	1-2	0-1	1	1	2	1	1	5	0	0	1	0	1	1
0	Nazar Mahmoud	04:47	0-0	0-0	0-0	1	0	1	1	1	0	0	1	0	0	0	0
Team						0	0	0			0		1				
<b>Totals</b>			23-64	6-23	26-35	11	36	47	16	25	78	13	7	6	7	10	10

Shooting By Period		
1 <sup>st</sup> FG%	9-38	23.7%
3PT%	3-16	18.8%
FT%	7-10	70%
2 <sup>nd</sup> FG%	10-22	45.5%
3PT%	3-7	42.9%
FT%	14-20	70%
OT FG%	4-4	100.0%
3PT%	0-0	0.0%
FT%	5-5	100%
GM FG%	23-64	35.9%
3PT%	6-23	26.1%
FT%	26-35	74.3%

Dead Ball Rebounds: 4, 0

Technical Fouls: Coach 1<sup>st</sup>: 42

	WIU	UTSA
Biggest lead	2 (1 <sup>st</sup> 19:29)	10 (1 <sup>st</sup> OT 0:54)
Best Scoring Run	5 (1 <sup>st</sup> 9:49)	7 (1 <sup>st</sup> 7:06)
Lead Changes	9	
Times Tied	8	
Time with Lead	03:19	36:29

Points from	WIU	UTSA
Turnovers	4	14
Paint	32	28
Second Chance	17	10
Fast Breaks	10	16
Bench	25	15

	Period by Period Scoring			
	1st	2nd	OT1	TOT
WIU	28	37	3	68
UTSA	28	37	13	78



# Game 2 Box Score - at Minnesota



Official Basketball Box Score - Final  
**UTSA at Minnesota**  
 11/10/23 Williams Arena, Minneapolis  
 2023-24 Men's Basketball

Game Time: 6:30 PM  
 Game Duration: 2:12  
 Attendance: 6,973

Officials: Mike Peason, Shane Staggs, Tony Meeks

UTSA - 76

Record: 1-1

NO.	Name	F/C	Min	FG			Rebounds			Fouls		TP	AS	TO	ST	Blocks		+/-
				M-A	M-A	M-A	OR	DR	TOT	PF	FD					BS	BA	
3	Trey Edmonds	F	19:02	5-11	0-0	2-5	2	0	2	5	3	12	0	1	1	1	1	-13
2	Carlton Linguard, Jr.	C	30:13	0-4	0-2	2-2	2	4	6	2	1	2	0	1	1	0	0	-18
4	Dre Fuller Jr.	G	25:01	6-11	2-4	2-2	2	7	9	2	1	16	2	2	1	0	1	-8
5	Adante' Holiman	G	26:10	5-10	4-6	0-1	0	0	0	1	1	14	3	2	0	0	0	-23
22	Christian Tucker	G	27:10	1-7	0-2	0-0	0	0	0	3	4	2	5	0	3	0	2	-21
11	Isaiah Wyatt		14:54	1-3	1-2	0-1	0	2	2	0	2	3	1	0	1	0	0	-15
14	Massal Diouf		10:14	3-5	0-0	0-1	1	0	1	3	2	6	0	0	0	0	1	-1
10	Chandler Cuthrell		11:25	0-3	0-0	0-0	0	3	3	3	0	0	0	1	0	0	1	-10
21	PJ Carter		26:52	6-12	0-4	3-4	0	1	1	2	4	15	2	2	0	0	0	-18
0	Nazar Mahmoud		08:59	2-5	2-2	0-0	1	1	2	1	1	6	1	1	0	0	0	-3
Team							4	2	6			0						
<b>Totals</b>				29-71	9-22	9-16	12	20	32	22	19	76	14	10	7	1	6	-26

Shooting By Period		
1 <sup>st</sup> FG%	11-36	30.6%
3PT%	3-10	30.0%
FT%	5-7	71.4%
2 <sup>nd</sup> FG%	18-35	51.4%
3PT%	6-12	50.0%
FT%	4-9	44.4%
GM FG%	29-71	40.8%
3PT%	9-22	40.9%
FT%	9-16	56.3%

Dead Ball Rebounds: 1, 0

Technical Fouls::NONE

Minnesota - 102

Record: 2-0

NO.	Name	F/C	Min	FG			Rebounds			Fouls		TP	AS	TO	ST	Blocks		+/-
				M-A	M-A	M-A	OR	DR	TOT	PF	FD					BS	BA	
1	Joshua Ola-Joseph	F	23:22	3-4	1-2	5-7	0	3	3	2	5	12	0	1	1	0	0	8
3	Dawson Garcia	F	33:56	7-14	1-4	7-7	1	5	6	1	7	22	3	0	1	2	0	32
5	Isaiah Ihnen	F	18:56	7-7	5-5	1-2	2	4	6	3	1	20	0	1	0	0	0	8
0	Elijah Hawkins	G	28:56	1-6	0-3	6-6	1	9	10	3	3	8	8	6	2	1	0	14
4	Braeden Carrington	G	21:30	1-4	0-3	1-2	0	2	2	0	1	3	1	1	0	1	0	32
2	Mike Mitchell Jr.		21:14	4-8	3-6	0-0	1	1	2	3	0	11	2	1	1	1	0	15
23	Parker Fox		11:41	1-1	0-0	4-5	1	4	5	4	3	6	0	1	0	1	0	13
24	Cam Christie		26:15	5-8	4-6	4-5	0	3	3	1	2	18	4	0	2	0	0	16
33	Jack Wilson		09:25	1-2	0-0	0-0	0	0	0	2	0	2	3	0	0	0	1	-3
15	Kadyn Betts		03:34	0-1	0-0	0-0	0	0	0	0	0	0	0	0	0	0	0	-3
8	Kris Keinys		01:11	0-0	0-0	0-0	0	1	1	0	0	0	0	0	0	0	0	-2
Team							1	4	5			0						
<b>Totals</b>				30-55	14-29	28-34	7	36	43	19	22	102	21	11	7	6	1	26

Shooting By Period		
1 <sup>st</sup> FG%	16-31	51.6%
3PT%	6-15	40.0%
FT%	16-18	88.9%
2 <sup>nd</sup> FG%	14-24	58.3%
3PT%	8-14	57.1%
FT%	12-16	75%
GM FG%	30-55	54.5%
3PT%	14-29	48.3%
FT%	28-34	82.4%

Dead Ball Rebounds: 4, 0

Technical Fouls::NONE

	UTSA	UMN
Biggest lead	0 (1 <sup>st</sup> 20:00)	34 (2 <sup>nd</sup> 13:42)
Best Scoring Run	7 (2 <sup>nd</sup> 5:16)	12 (2 <sup>nd</sup> 13:42)
Lead Changes	0	
Times Tied	0	
Time with Lead	00:00	38:49

	UTSA	UMN
Points from		
Turnovers	11	12
Paint	36	30
Second Chance	11	9
Fast Breaks	16	24
Bench	30	37

	Period by Period Scoring		
	1st	2nd	TOT
UTSA	30	46	76
UMN	54	48	102





(SEASON/CAREER)

# 0 • NAZAR MAHMOUD

6-5 • 180 • Freshman - HS • Guard  
Leander, Texas (Spring Creek Academy)

### SEASON/CAREER HIGHS

POINTS	6 at Minnesota (11/6/23)
REBOUNDS	2 at Minnesota (11/6/23)
ASSISTS	1 at Minnesota (11/6/23)
STEALS	None
BLOCKS	None
FG MADE	2 at Minnesota (11/6/23)
FG ATT.	9 vs Western Ill. (11/6/23)
3FG MADE	2 at Minnesota (11/6/23)
3FG ATT.	2 at Minnesota (11/6/23)
FT MADE	None
FT ATT.	None

DOUBLE-DIGIT SCORING	(-/-)
DOUBLE-DIGIT REBOUNDS	(-/-)
DOUBLE-DOUBLES	(-/-)

### MAHMOUD'S CAREER STATS

SEASON	TEAM	GP-GS	MIN/AVG	Field Goals		3-Point		F-Throws		Rebounds				Scoring						
				FG-FGA	FG%	3FG-3FGA	3FG%	FT-FTA	FT%	OFF	DEF	TOT	AVG	PF-FO	A	TO	BLK	STL	PTS	AVG
2023-24	UTSA	2-0	14/6.9	2-5	.400	2-2	1.000	0-0	.000	2	1	3	1.5	2-0	1	2	0	0	6	3.0
<b>TOTAL</b>		<b>2-0</b>	<b>14/6.9</b>	<b>2-5</b>	<b>.400</b>	<b>2-2</b>	<b>1.000</b>	<b>0-0</b>	<b>.000</b>	<b>2</b>	<b>1</b>	<b>3</b>	<b>1.5</b>	<b>2-0</b>	<b>1</b>	<b>2</b>	<b>0</b>	<b>0</b>	<b>6</b>	<b>3.0</b>



(SEASON/CAREER)

# 2 • CARLTON LINGUARD JR.

7-0 • 225 • Redshirt Senior - TR • Center  
San Antonio, Texas (Stevens HS/Temple CC/Kansas State)

### SEASON HIGHS

POINTS	12 vs Western Ill. (11/6/23)
REBOUNDS	10 vs Western Ill. (11/6/23)
ASSISTS	1 vs Western Ill. (11/6/23)
STEALS	1 at Minnesota (11/6/23)
BLOCKS	2 vs Western Ill. (11/6/23)
FG MADE	4 vs Western Ill. (11/6/23)
FG ATT.	9 vs Western Ill. (11/6/23)
3FG MADE	2 vs Western Ill. (11/6/23)
3FG ATT.	5 vs Western Ill. (11/6/23)
FT MADE	2 (2x) last at Minnesota (11/6/23)
FT ATT.	2 (2x) last at Minnesota (11/6/23)

### CAREER HIGHS

POINTS	12 vs Western Ill. (11/6/23)
REBOUNDS	10 vs Western Ill. (11/6/23)
ASSISTS	1 (4x) last vs Western Ill. (11/6/23)
STEALS	1 (5x) last at Minnesota (11/6/23)
BLOCKS	3 at West Virginia (1/8/22)
FG MADE	4 at Iowa St. 12/15/20, vs Western Ill. (11/6/23)
FG ATT.	9 vs Western Ill. (11/6/23)
3FG MADE	2 at Iowa St. 12/15/20, vs Western Ill. (11/6/23)
3FG ATT.	5 vs Western Ill. (11/6/23)
FT MADE	2 (3x) last at Minnesota (11/6/23)
FT ATT.	4 at Texas (1/18/22)

DOUBLE-DIGIT SCORING	(1/2)
DOUBLE-DIGIT REBOUNDS	(1/1)
DOUBLE-DOUBLES	(1/1)

### LINGUARD'S CAREER STATS

SEASON	TEAM	GP-GS	MIN/AVG	Field Goals		3-Point		F-Throws		Rebounds				Scoring						
				FG-FGA	FG%	3FG-3FGA	3FG%	FT-FTA	FT%	OFF	DEF	TOT	AVG	PF-FO	A	TO	BLK	STL	PTS	AVG
2020-21	KState	17-0	113/6.6	16-35	.457	4-11	.364	2-4	.500	7	15	22	1.3	12-0	3	5	2	2	38	2.2
2021-22	KState	15-2	122/8.1	7-19	.368	0-4	.000	6-11	.545	10	9	19	1.3	14-0	0	3	6	2	20	1.3
2023-24	UTSA	2-2	60/30.1	4-13	.308	2-7	.286	4-4	1.000	3	13	16	8.0	2-0	1	1	2	1	14	7.0
<b>TOTAL FOR UTSA</b>		<b>2-2</b>	<b>60/30.1</b>	<b>4-13</b>	<b>.308</b>	<b>2-7</b>	<b>.286</b>	<b>4-4</b>	<b>1.000</b>	<b>3</b>	<b>13</b>	<b>16</b>	<b>8.0</b>	<b>2-0</b>	<b>1</b>	<b>1</b>	<b>2</b>	<b>1</b>	<b>14</b>	<b>7.0</b>
<b>TOTAL</b>		<b>34-4</b>	<b>295/8.7</b>	<b>27-67</b>	<b>.403</b>	<b>6-22</b>	<b>.273</b>	<b>12-19</b>	<b>.632</b>	<b>20</b>	<b>37</b>	<b>57</b>	<b>1.7</b>	<b>28-0</b>	<b>4</b>	<b>9</b>	<b>10</b>	<b>5</b>	<b>72</b>	<b>2.1</b>





# 3 • TREY EDMONDS

6-10 • 255 • Junior - TR • Forward/Center  
Aurora, Colo. (George Washington HS/Utah Tech)

SEASON HIGHS	
POINTS	15 vs Western Ill. (11/6/23)
REBOUNDS	8 vs Western Ill. (11/6/23)
ASSISTS	1 vs Western Ill. (11/6/23)
STEALS	1 at Minnesota (11/6/23)
BLOCKS	2 (2x) last at Minnesota (11/10/23)
FG MADE	5 (2x) last at Minnesota (11/10/23)
FG ATT.	11 at Minnesota (11/10/23)
FT MADE	5 vs Western Ill. (11/6/23)
FT ATT.	7 vs Western Ill. (11/6/23)

CAREER HIGHS	
POINTS	15 vs Western Ill. 11/6/23
REBOUNDS	8 (2x) vs SAGUAI (12/15/21), vs Western Ill. (11/6/23)
ASSISTS	1 (10x) last vs Western Ill. (11/6/23)
STEALS	3 at Seattle U (2/8/23)
BLOCKS	2 (7x) last at Minnesota (11/10/23)
FG MADE	5 (3x) last vs Western Ill. (11/6/23)
FG ATT.	11 at Minnesota (11/10/23)
FT MADE	5 vs Western Ill. (11/6/23)
FT ATT.	8 at Arizona (11/17/22)

(SEASON/CAREER)	
DOUBLE-DIGIT SCORING	(2/4)
DOUBLE-DIGIT REBOUNDS	(-/-)
DOUBLE-DOUBLES	(-/-)

## EDMONDS' CAREER STATS

SEASON	TEAM	GP-GS	MIN/AVG	Field Goals		3-Point		F-Throws		Rebounds				Scoring						
				FG-FGA	FG%	3FG-3FGA	3FG%	FT-FTA	FT%	OFF	DEF	TOT	AVG	PF-FO	A	TO	BLK	STL	PTS	AVG
2021-22	UTTECH	20-0	139/7.0	17-37	.459	0-0	.000	2-16	.125	21	26	47	2.4	22-0	3	12	10	4	36	1.8
2022-23	UTTECH	33-1	302/9.1	34-72	.472	0-0	.000	28-56	.500	28	49	77	2.3	56-1	6	27	11	6	96	2.9
2023-24	UTSA	2-2	55/27.4	10-21	.476	0-0	.000	7-12	.583	5	5	10	5.0	8-1	1	2	2	2	27	13.5
<b>TOTAL FOR UTSA</b>		<b>2-2</b>	<b>55/27.4</b>	<b>10-21</b>	<b>.476</b>	<b>0-0</b>	<b>.000</b>	<b>7-12</b>	<b>.583</b>	<b>5</b>	<b>5</b>	<b>10</b>	<b>5.0</b>	<b>8-1</b>	<b>1</b>	<b>2</b>	<b>2</b>	<b>2</b>	<b>27</b>	<b>13.5</b>
<b>TOTAL</b>		<b>55-3</b>	<b>496/9.0</b>	<b>61-130</b>	<b>.469</b>	<b>0-0</b>	<b>.000</b>	<b>37-84</b>	<b>.440</b>	<b>54</b>	<b>80</b>	<b>134</b>	<b>2.4</b>	<b>86-2</b>	<b>10</b>	<b>41</b>	<b>23</b>	<b>12</b>	<b>159</b>	<b>2.9</b>



# 4 • DRE FULLER JR.

6-6 • 220 • Graduate Student - TR • Guard  
Fayetteville, N.C. (Admiral Farragut Academy [Fla.]/UCF)

SEASON HIGHS	
POINTS	16 at Minnesota (11/10/23)
REBOUNDS	9 at Minnesota (11/10/23)
ASSISTS	2 at Minnesota (11/10/23)
STEALS	1 at Minnesota (11/6/23)
BLOCKS	None
FG MADE	6 at Minnesota (11/10/23)
FG ATT.	12 vs Western Ill. (11/6/23)
3FG MADE	2 at Minnesota 11/10/23)
3FG ATT.	6 vs Western Ill. (11/6/23)
FT MADE	3 vs Western Ill. (11/6/23)
FT ATT.	4 vs Western Ill. (11/6/23)

CAREER HIGHS	
POINTS	16 at Minnesota 11/10/23
REBOUNDS	11 vs Memphis (3/12/21)
ASSISTS	5 vs Auburn 11/30/20, at Tulane (2/20/21)
STEALS	5 vs Penn (11/28/19)
BLOCKS	4 vs Tulsa (2/9/20)
FG MADE	6 (4x) last at Minnesota (11/10/23)
FG ATT.	15 at Oklahoma (12/21/19)
3FG MADE	4 vs Memphis (3/11/22)
3FG ATT.	6 vs Western Ill. (11/6/23)
FT MADE	6 (3x) last at Miami (FL) (11/13/21)
FT ATT.	9 vs Houston (12/26/20)

(SEASON/CAREER)	
DOUBLE-DIGIT SCORING	(2/17)
DOUBLE-DIGIT REBOUNDS	(0/3)
DOUBLE-DOUBLES	(-/-)

## FULLER'S CAREER STATS

SEASON	TEAM	GP-GS	MIN/AVG	Field Goals		3-Point		F-Throws		Rebounds				Scoring						
				FG-FGA	FG%	3FG-3FGA	3FG%	FT-FTA	FT%	OFF	DEF	TOT	AVG	PF-FO	A	TO	BLK	STL	PTS	AVG
2019-20	UCF	20-13	380/19.0	50-119	.420	10-40	.250	15-23	.652	23	39	62	3.1	33-1	29	26	11	18	125	6.3
2020-21	UCF	23-14	634/27.6	55-133	.414	8-37	.216	42-61	.689	19	89	108	4.7	44-0	57	54	7	24	160	7.0
2021-22	UCF	24-0	292/12.2	36-82	.439	9-25	.360	14-19	.737	15	41	56	2.3	26-0	14	16	3	13	95	4.0
2023-24	UTSA	2-2	55/27.4	9-23	.391	3-10	.300	5-6	.833	3	13	16	8.0	3-0	2	3	0	1	26	13.0
<b>TOTAL FOR UTSA</b>		<b>2-2</b>	<b>55/27.4</b>	<b>9-23</b>	<b>.391</b>	<b>3-10</b>	<b>.300</b>	<b>5-6</b>	<b>.833</b>	<b>3</b>	<b>13</b>	<b>16</b>	<b>8.0</b>	<b>3-0</b>	<b>2</b>	<b>3</b>	<b>0</b>	<b>1</b>	<b>26</b>	<b>13.0</b>
<b>TOTAL</b>		<b>69-29</b>	<b>1361/19.7</b>	<b>150-357</b>	<b>.420</b>	<b>30-112</b>	<b>.268</b>	<b>76-109</b>	<b>.697</b>	<b>60</b>	<b>182</b>	<b>242</b>	<b>3.5</b>	<b>106-1</b>	<b>102</b>	<b>99</b>	<b>21</b>	<b>56</b>	<b>406</b>	<b>5.9</b>







(SEASON/CAREER)

DOUBLE-DIGIT SCORING	(0/9)
DOUBLE-DIGIT REBOUNDS	(-/-)
DOUBLE-DOUBLES	(-/-)

# 5 • ADANTE' HOLIMAN

6-0 • 175 • Sophomore - TR • Point Guard  
McAlester, Okla. (McAlester HS/UT Rio Grande Valley)

SEASON HIGHS	
POINTS	14 vs Western Ill. (11/6/23)
REBOUNDS	2 vs Western Ill. (11/6/23)
ASSISTS	3 at Minnesota (11/10/23)
STEALS	None
BLOCKS	None
FG MADE	5 at Minnesota (11/10/23)
FG ATT.	10 at Minnesota (11/10/23)
3FG MADE	4 at Minnesota (11/10/23)
3FG ATT.	6 at Minnesota (11/10/23)
FT MADE	1 vs Western Ill. (11/6/23)
FT ATT.	2 vs Western Ill. (11/6/23)

CAREER HIGHS	
POINTS	18 vs Utah Tech (2/23/23)
REBOUNDS	4 vs SW Adventist (11/12/22), vs UT Arlington (2/9/23)
ASSISTS	9 vs Southwestern Assemblies (2/20/23)
STEALS	3 vs Houston Christian (12/18/22), vs SFA (2/11/23)
BLOCKS	1 (3x) last vs Utah Tech (2/23/23)
FG MADE	6 vs Utah Tech (2/23/23)
FG ATT.	13 at Tarleton State (2/4/23)
3FG MADE	5 vs Sam Houston (2/1/23)
3FG ATT.	9 at Tarleton State (2/4/23)
FT MADE	6 at Kansas State (11/7/22)
FT ATT.	10 at Kansas State (11/7/22)

## HOLIMAN'S CAREER STATS

SEASON	TEAM	GP-GS	MIN/AVG	Field Goals			3-Point		F-Throws		Rebounds				Scoring					
				FG-FGA	FG%	3FG-3FGA	3FG%	FT-FTA	FT%	OFF	DEF	TOT	AVG	PF-FO	A	TO	BLK	STL	PTS	AVG
2022-23	UTRGV	24-11	500/20.9	55-123	.447	27-62	.435	42-59	.712	7	21	28	1.2	71-2	73	55	3	12	179	7.5
2023-24	UTSA	2-2	45/22.7	8-19	.421	5-10	.500	1-3	.333	1	1	2	1.0	5-0	3	2	0	0	22	11.0
<b>TOTAL FOR UTSA</b>		<b>2-2</b>	<b>45/22.7</b>	<b>8-19</b>	<b>.421</b>	<b>5-10</b>	<b>.500</b>	<b>1-3</b>	<b>.333</b>	<b>1</b>	<b>1</b>	<b>2</b>	<b>1.0</b>	<b>5-0</b>	<b>3</b>	<b>2</b>	<b>0</b>	<b>0</b>	<b>22</b>	<b>11.0</b>
<b>TOTAL</b>		<b>26-13</b>	<b>546/21.0</b>	<b>63-142</b>	<b>.444</b>	<b>32-72</b>	<b>.444</b>	<b>43-62</b>	<b>.694</b>	<b>8</b>	<b>22</b>	<b>30</b>	<b>1.2</b>	<b>76-2</b>	<b>76</b>	<b>57</b>	<b>3</b>	<b>12</b>	<b>201</b>	<b>7.7</b>



(SEASON/CAREER)

DOUBLE-DIGIT SCORING	(-/-)
DOUBLE-DIGIT REBOUNDS	(-/-)
DOUBLE-DOUBLES	(-/-)

# 10 • CHANDLER CUTHRELL


6-8 • 220 • Junior - TR • Forward  
Baltimore, Md. (Baltimore City College (HS)/Odessa College)

SEASON/CAREER HIGHS	
POINTS	None
REBOUNDS	7 vs Western Ill. (11/6/23)
ASSISTS	1 vs Western Ill. (11/6/23)
STEALS	1 vs Western Ill. (11/6/23)
BLOCKS	2 vs Western Ill. (11/6/23)
FG MADE	None
FG ATT.	3 at Minnesota (11/10/23)
3FG MADE	None
3FG ATT.	1 at Minnesota (11/10/23)
FT MADE	None
FT ATT.	None

## CUTHRELL'S CAREER STATS

SEASON	TEAM	GP-GS	MIN/AVG	Field Goals			3-Point		F-Throws		Rebounds				Scoring					
				FG-FGA	FG%	3FG-3FGA	3FG%	FT-FTA	FT%	OFF	DEF	TOT	AVG	PF-FO	A	TO	BLK	STL	PTS	AVG
2023-24	UTSA	2-0	22/10.9	0-6	.000	0-1	.000	0-0	.000	0	10	10	5.0	4-0	1	2	2	1	0	0.0
<b>TOTAL</b>		<b>2-0</b>	<b>22/10.9</b>	<b>0-6</b>	<b>.000</b>	<b>0-1</b>	<b>.000</b>	<b>0-0</b>	<b>.000</b>	<b>0</b>	<b>10</b>	<b>10</b>	<b>5.0</b>	<b>4-0</b>	<b>1</b>	<b>2</b>	<b>2</b>	<b>1</b>	<b>0</b>	<b>0.0</b>





# 11 • ISAIAH WYATT

6-4 • 220 • Redshirt Junior - TR • Guard/Forward  
Toledo, Ohio (N. Crowley HS/Chadron State)

SEASON HIGHS	
POINTS	10 vs Western Ill. (11/6/23)
REBOUNDS	6 vs Western Ill. (11/6/23)
ASSISTS	2 vs Western Ill. (11/6/23)
STEALS	1 (2x) last at Minnesota (11/6/23)
BLOCKS	2 vs Western Ill. (11/6/23)
FG MADE	3 vs Western Ill. (11/6/23)
FG ATT.	7 vs Western Ill. (11/6/23)
3FG MADE	1 (2x) last at Minnesota (11/10/23)
3FG ATT.	3 vs Western Ill. 11/6/23)
FT MADE	3 vs Western Ill. 11/6/23)
FT ATT.	4 vs Western Ill. (11/6/23)

CAREER HIGHS	
POINTS	23 (2x) vs Ecclesia (11/26/22), vs Fort Lewis (1/13/23)
REBOUNDS	14 at Westminster (UT) (1/7/23)
ASSISTS	4 (4x) last at Colorado-Mines (2/18/23)
STEALS	3 (2x) last at NM Highlands (2/10/23)
BLOCKS	2 (2x) last vs Western Ill. (11/6/23)
FG MADE	8 vs Ecclesia (11/26/22)
FG ATT.	17 at Western Colo. (12/9/22)
3FG MADE	7 vs Ecclesia (11/26/22)
3FG ATT.	10 (2x) last vs Ecclesia (11/26/22)
FT MADE	8 vs Fort Lewis (1/13/23)
FT ATT.	8 vs Fort Lewis (1/13/23)

(SEASON/CAREER)	
DOUBLE-DIGIT SCORING	(1/26)
DOUBLE-DIGIT REBOUNDS	(0/4)
DOUBLE-DOUBLES	(0/4)

## WYATT'S CAREER STATS

SEASON	TEAM	GP-GS	MIN/AVG	Field Goals		3-Point		F-Throws		Rebounds				Scoring						
				FG-FGA	FG%	3FG-3FGA	3FG%	FT-FTA	FT%	OFF	DEF	TOT	AVG	PF-FO	A	TO	BLK	STL	PTS	AVG
2022-23	Chad	29-29	942/32.5	151-334	.452	82-174	.471	58-75	.773	25	128	153	5.3	30-0	48	31	10	26	442	15.2
2023-24	UTSA	2-0	46/23.2	4-10	.400	2-5	.400	3-5	.600	2	6	8	4.0	0-0	3	1	2	2	13	6.5
<b>TOTAL FOR UTSA</b>		<b>2-0</b>	<b>46/23.2</b>	<b>4-10</b>	<b>.400</b>	<b>2-5</b>	<b>.400</b>	<b>3-5</b>	<b>.600</b>	<b>2</b>	<b>6</b>	<b>8</b>	<b>4.0</b>	<b>0-0</b>	<b>3</b>	<b>1</b>	<b>2</b>	<b>2</b>	<b>13</b>	<b>6.5</b>
<b>TOTAL</b>		<b>31-29</b>	<b>988/31.9</b>	<b>155-344</b>	<b>.451</b>	<b>84-179</b>	<b>.469</b>	<b>61-80</b>	<b>.763</b>	<b>27</b>	<b>134</b>	<b>161</b>	<b>5.2</b>	<b>30-0</b>	<b>51</b>	<b>32</b>	<b>12</b>	<b>28</b>	<b>455</b>	<b>14.7</b>



# 12 • JOSH REID

6-7 • 220 • Junior - TR • Forward  
Havelock, N.C. (Village Christian Academy/Gulf Coast College)

SEASON/CAREER HIGHS	
POINTS	None
REBOUNDS	None
ASSISTS	None
STEALS	None
BLOCKS	None
FG MADE	None
FG ATT.	None
3FG MADE	None
3FG ATT.	None
FT MADE	None
FT ATT.	None

(SEASON/CAREER)	
DOUBLE-DIGIT SCORING	(-/-)
DOUBLE-DIGIT REBOUNDS	(-/-)
DOUBLE-DOUBLES	(-/-)

## REID'S CAREER STATS

SEASON	TEAM	GP-GS	MIN/AVG	Field Goals		3-Point		F-Throws		Rebounds				Scoring			
				FG-FGA	FG%	3FG-3FGA	3FG%	FT-FTA	FT%	OFF	DEF	TOT	AVG	PF-FO	A	TO	BLK

**No Appearances Yet This Season**





# 14 • MASSAL DIOUF

6-9 • 240 • Sophomore - 1L • Forward  
Gouda, Netherlands (Western Canada Prep Academy)

SEASON HIGHS	
POINTS	6 at Minnesota (11/10/23)
REBOUNDS	1 (2x) last at Minnesota (11/10/23)
ASSISTS	None
STEALS	None
BLOCKS	None
FG MADE	3 at Minnesota (11/10/23)
FG ATT.	5 at Minnesota (11/10/23)
FT MADE	None
FT ATT.	1 at Minnesota (11/10/23)

CAREER HIGHS	
POINTS	7 at FIU (2/25/23)
REBOUNDS	7 at UAB (12/31/22)
ASSISTS	1 vs Middle Tenn. (1/5/23)
STEALS	1 (3x) last vs Charlotte (3/2/23)
BLOCKS	2 vs UAB (2/18/23)
FG MADE	3 (2x) at FIU (2/25/23), at Minnesota (11/10/23)
FG ATT.	5 at Minnesota (11/10/23)
FT MADE	4 at Western Ky. (2/2/23)
FT ATT.	6 at Western Ky. (2/2/23)

(SEASON/CAREER)	
DOUBLE-DIGIT SCORING	(-/-)
DOUBLE-DIGIT REBOUNDS	(-/-)
DOUBLE-DOUBLES	(-/-)

## DIOUF'S CAREER STATS

SEASON	TEAM	GP-GS	MIN/AVG	Field Goals			3-Point		F-Throws		Rebounds				Scoring					
				FG-FGA	FG%	3FG-3FGA	3FG%	FT-FTA	FT%	OFF	DEF	TOT	AVG	PF-FO	A	TO	BLK	STL	PTS	AVG
2022-23	UTSA	27-21	291/10.8	17-40	.425	0-0	.000	19-28	.679	29	44	73	2.7	54-3	1	18	6	3	53	2.0
2023-24	UTSA	2-0	16/7.9	3-6	.500	0-0	.000	0-1	.000	1	1	2	1.0	4-0	0	0	0	0	6	3.0
<b>TOTAL</b>		<b>29-21</b>	<b>307/10.6</b>	<b>20-46</b>	<b>.435</b>	<b>0-0</b>	<b>.000</b>	<b>19-29</b>	<b>.655</b>	<b>30</b>	<b>45</b>	<b>75</b>	<b>2.6</b>	<b>58-3</b>	<b>1</b>	<b>18</b>	<b>6</b>	<b>3</b>	<b>59</b>	<b>2.0</b>



# 21 • PJ CARTER

6-5 • 175 • Junior - TR • Guard  
Atlanta, Ga. (Langston Hughes HS/Campbell/Georgia Highlands)

SEASON HIGHS	
POINTS	15 at Minnesota (11/10/23)
REBOUNDS	2 vs Western Ill. (11/6/23)
ASSISTS	2 at Minnesota (11/10/23)
STEALS	1 vs Western Ill. (11/6/23)
BLOCKS	None
FG MADE	6 at Minnesota (11/10/23)
FG ATT.	12 at Minnesota (11/10/23)
3FG MADE	1 vs Western Ill. (11/6/23)
3FG ATT.	4 at Minnesota (11/10/23)
FT MADE	3 at Minnesota (11/10/23)
FT ATT.	4 at Minnesota (11/10/23)

CAREER HIGHS	
POINTS	15 at Minnesota (11/10/23)
REBOUNDS	2 (3x) last vs Western Ill. (11/6/23)
ASSISTS	2 (2x) last at Minnesota (11/10/23)
STEALS	1 (3x) last vs Western Ill. (11/6/23)
BLOCKS	1 vs William Peace (11/9/21)
FG MADE	6 at Minnesota (11/10/23)
FG ATT.	12 at Minnesota (11/10/23)
3FG MADE	1 (3x) last vs Western Ill. (11/6/23)
3FG ATT.	4 at Minnesota (11/10/23)
FT MADE	3 at Minnesota (11/10/23)
FT ATT.	4 at Minnesota (11/10/23)

(SEASON/CAREER)	
DOUBLE-DIGIT SCORING	(1/1)
DOUBLE-DIGIT REBOUNDS	(-/-)
DOUBLE-DOUBLES	(-/-)

## CARTER'S CAREER STATS

SEASON	TEAM	GP-GS	MIN/AVG	Field Goals			3-Point		F-Throws		Rebounds				Scoring					
				FG-FGA	FG%	3FG-3FGA	3FG%	FT-FTA	FT%	OFF	DEF	TOT	AVG	PF-FO	A	TO	BLK	STL	PTS	AVG
2020-21	Campb	12-0	49/4.1	6-15	.400	2-7	.286	3-4	.750	1	5	6	0.5	7-0	4	4	0	1	17	1.4
2021-22	Campb	4-0	19/4.7	3-5	.600	0-2	.000	0-2	.000	1	2	3	0.8	0-0	0	0	1	1	6	1.5
2023-24	UTSA	2-0	50/25.2	8-17	.471	1-6	.167	3-5	.600	1	2	3	1.5	3-0	2	2	0	1	20	10.0
<b>TOTAL FOR UTSA</b>		<b>2-0</b>	<b>50/25.2</b>	<b>8-17</b>	<b>.471</b>	<b>1-6</b>	<b>.167</b>	<b>3-5</b>	<b>.600</b>	<b>1</b>	<b>2</b>	<b>3</b>	<b>1.5</b>	<b>3-0</b>	<b>2</b>	<b>2</b>	<b>0</b>	<b>1</b>	<b>20</b>	<b>10.0</b>
<b>TOTAL</b>		<b>18-0</b>	<b>118/6.6</b>	<b>17-37</b>	<b>.459</b>	<b>3-15</b>	<b>.200</b>	<b>6-11</b>	<b>.545</b>	<b>3</b>	<b>9</b>	<b>12</b>	<b>0.7</b>	<b>10-0</b>	<b>6</b>	<b>6</b>	<b>1</b>	<b>3</b>	<b>43</b>	<b>2.4</b>





# 22 • CHRISTIAN TUCKER

6-3 • 178 • Junior - 2L • Guard  
Chandler, Ariz. (Gilbert Perry HS)

### SEASON HIGHS

POINTS	18 vs Western Ill. (11/6/23)
REBOUNDS	3 vs Western Ill. (11/6/23)
ASSISTS	8 vs Western Ill. (11/6/23)
STEALS	3 at Minnesota (11/10/23)
BLOCKS	None
FG MADE	3 vs Western Ill. (11/6/23)
FG ATT.	8 vs Western Ill. (11/6/23)
3FG MADE	None
3FG ATT.	2 (2x) last at Minnesota (11/10/23)
FT MADE	12 vs Western Ill. (11/6/23)
FT ATT.	15 vs Western Ill. (11/6/23)

### CAREER HIGHS

POINTS	18 vs Western Ill. (11/6/23)
REBOUNDS	9 vs Dallas Christian (1/3/22)
ASSISTS	8 vs Western Ill. (11/6/23)
STEALS	4 at FIU (2/25/23)
BLOCKS	2 vs Lamar (11/24/21)
FG MADE	5 vs Louisiana Tech (1/28/23)
FG ATT.	14 at Charlotte (1/15/22)
3FG MADE	3 vs Louisiana Tech (1/28/23)
3FG ATT.	7 at Charlotte (1/15/22)
FT MADE	12 vs Western Ill. (11/6/23)
FT ATT.	15 vs Western Ill. (11/6/23)

(SEASON/CAREER)

DOUBLE-DIGIT SCORING	(1/8)
DOUBLE-DIGIT REBOUNDS	(-/-)
DOUBLE-DOUBLES	(-/-)

### TUCKER'S CAREER STATS

SEASON	TEAM	GP-GS	MIN/AVG	Field Goals		3-Point		F-Throws		Rebounds				Scoring						
				FG-FGA	FG%	3FG-3FGA	3FG%	FT-FTA	FT%	OFF	DEF	TOT	AVG	PF	FO	A	TO	BLK	STL	PTS
2021-22	UTSA	26-6	383/14.7	24-81	.296	5-30	.167	33-43	.767	4	39	43	1.7	31-0	29	29	7	11	86	3.3
2022-23	UTSA	30-6	451/15.0	41-85	.482	9-26	.346	52-67	.776	9	37	46	1.5	40-1	41	32	7	14	143	4.8
2023-24	UTSA	2-2	62/30.8	4-15	.267	0-4	.000	12-15	.800	1	2	3	1.5	6-0	13	1	0	5	20	10.0
<b>TOTAL</b>		<b>58-14</b>	<b>895/15.4</b>	<b>69-181</b>	<b>.381</b>	<b>14-60</b>	<b>.233</b>	<b>97-125</b>	<b>.776</b>	<b>14</b>	<b>78</b>	<b>92</b>	<b>1.6</b>	<b>77-1</b>	<b>83</b>	<b>62</b>	<b>14</b>	<b>30</b>	<b>249</b>	<b>4.3</b>

