

2023-24 MEN'S BASKETBALL

UTSA


MEDIA GUIDE



2023-24 UTSA MEN'S BASKETBALL ROSTER




0
NAZAR MAHMOUD
 G • 6-5 • 180 • FR.
 LEANDER, TEXAS



1
JORDAN IVY-CURRY
 G • 6-3 • 175 • JR.
 LA MARQUE, TEXAS



2
CARLTON LINGUARD JR.
 C • 7-0 • 225 • R-SR.
 SAN ANTONIO, TEXAS



3
TREY EDMONDS
 F/C • 6-10 • 255 • JR.
 AURORA, COLO.



4
DRE FULLER JR.
 G • 6-6 • 220 • GR
 FAYETTEVILLE, N.C.




5
ADANTE HOLIMAN
 PG • 6-0 • 175 • SO.
 McALESTER, OKLA.




10
CHANDLER CUTHRELL
 F • 6-8 • 220 • JR.
 BALTIMORE, MD.



11
ISAIAH WYATT
 G/F • 6-4 • 220 • R-JR.
 TOLEDO, OHIO



12
JOSH REID
 F • 6-7 • 220 • JR.
 HAVELOCK, N.C.



14
MASSAL DIOUF
 F • 6-9 • 240 • SO.
 GOUDA, NETHERLANDS



20
JUAN REYNA
 PG • 6-3 • 185 • JR.
 SAN ANTONIO, TEXAS




21
PJ CARTER
 G • 6-5 • 175 • JR.
 ATLANTA, GA.



22
CHRISTIAN TUCKER
 G • 6-3 • 178 • JR.
 CHANDLER, ARIZ.




23
BLESSING ADESIPE
 G/F • 6-6 • 210 • JR.
 HOUSTON, TEXAS



25
JUSTIN THOMAS
 G • 6-7 • 180 • JR.
 BATON ROUGE, LA.



STEVE HENSON
 HEAD COACH
 EIGHTH SEASON



MIKE PECK
 ASSOCIATE HEAD COACH
 EIGHTH SEASON



ADAM HOOD
 ASSISTANT COACH
 EIGHTH SEASON



KURTIS DARDEN
 ASSISTANT COACH
 FIRST SEASON



CHRIS ARTIS
 DIRECTOR OF OPERATIONS
 FIRST SEASON



J.R. HARRIS
 VIDEO COORDINATOR
 FIRST SEASON



J.P. LEWIS
 GRADUATE ASSISTANT
 FIRST SEASON



DAVID STROTHER
 GRADUATE ASSISTANT
 FIRST SEASON



RHODIE MOSS
 INTERIM ATHLETIC TRAINER
 SECOND SEASON



JOSHUA WASHINGTON
 SPORTS PERFORMANCE COACH
 FIRST SEASON

TABLE OF CONTENTS

SEASON INFORMATION	
Roster/Pronunciations/Personnel Breakdown	2-3
Schedule	4
Media Information	5
MEET THE ROADRUNNERS	
Blessing Adesipe	6
PJ Carter	7
Chandler Cuthrell	8
Massal Diouf	9
Trey Edmonds	10
Dre Fuller Jr.	11
Adante Holiman	12
Jordan Ivy-Curry	13
Carlton Linguard Jr.	14
Nazar Mahmoud	15
Josh Reid	16
Juan Reyna	17
Justin Thomas	18
Christian Tucker	19
Isaiah Wyatt	20
Team and Coaching Staff	21
UTSA STAFF	
Steve Henson	22-24
Mike Peck	25
Adam Hood	26
Kurtis Darden/Chris Artis	27
J.R. Harris/J.P. Lewis	28
David Strother/Jiana Hook/Team Managers	29
Dr. Lisa Campos: Vice President/Athletics Director	30
2022-23 REVIEW	
Results	31
Statistics	32
Points - Rebounds - Assists	33
HISTORY & RECORDS	
Team Records	34
Individual Records	35
Career Top 10 Lists	36-37
Single-Season Top 10 Lists	38-39
1,000-Point Club	40
Top Scorers/Top Single-Game Scoring Performances	41
500-Rebound Club	42
Top Rebounders/Top Single-Game Rebounding Performances	43
Annual Leaders/100-Point Games	44
Convocation Center Records	45
Opponent Records	46-47
Year-by-Year Results	48-63
Conference Tournament History	64
Postseason Tournament History	65-66
Milestone Games	67
All-Time Series Results	68-74
Honor Roll	75-76
Conference Championship Teams	77
Roadrunners in Professional Basketball	78
Retired Jerseys	79
All-Time Letterwinners	80-82
All-Time Roster	83-84

QUICK FACTS

GENERAL INFORMATION	
Name of Institution	The University of Texas at San Antonio (UTSA)
Location	San Antonio, Texas
Founded	1969
Enrollment	34,864
Nickname	Roadrunners
School Colors	Navy Blue (PMS 289), Orange (PMS 1665) and White
Arena (Capacity)	Convocation Center (2,650)
Year Opened	1975
Conference	American Athletic Conference
President	T. Taylor Eighmy, Ph.D. (Tufts, 1980)
Vice President/Athletics Director	Lisa Campos (Colorado State)
Athletic Department Phone	210.458.4444
Ticket Office Phone	210.458.UTSA (8872)

TEAM INFORMATION	
2022-23 Overall Record	10-22
Home	8-10
Away	2-11
Neutral	0-1
Conference Record/Finish	4-16/11th
Lettermen Returning/Lost	3/12
Starters Returning/Lost	1/4
Newcomers	12

HISTORY	
First Year of Basketball	1981-82
All-Time Record (pct.)	611-633 (.491)
All-Time Conference Record (pct.)	325-318 (.505)
All-Time Conference Tournament Record (pct.)	27-30 (.474)
Conference Regular Season Championships	3
	1990-91 (Trans America Athletic Conference) • 1991-92 (Southland Conference)
	2003-04 (Southland Conference)
Conference Tournament Championships	4
	1988 (Trans America Athletic Conference) • 1999 (Southland Conference)
	2004 (Southland Conference) • 2011 (Southland Conference)
NCAA Tournament Appearances/Record	4/1-4 (.200)
	1988 • 1999 • 2004 • 2011
Last NCAA Postseason Opponent/Result	2011
	Lost to No. 1 seed Ohio State, 75-46 (March 18, 2011)
Last Postseason Opponent/Result	
	2018 Collegelnsider.com Postseason Tournament
	First Round - Defeated Lamar 76-69 // Quarterfinal - Lost to Sam Houston State 76-69

COACHING STAFF	
Head Coach	Steve Henson (Eighth season • Kansas State, 1990)
Record at UTSA (Years)	99-123 (Seven Seasons)
Career Record (Years)	Same
Associate Head Coach	Mike Peck (Eighth season • Northwood, 1993)
Assistant Coaches	Adam Hood (Eighth season • Air Force, 2008)
	Kurtis Darden (First Season • Pfeiffer, 2003)
Director of Basketball Operations	Chris Artis (First season • Valparaiso, 1998)
Video Coordinator	J.R. Harris (First Season • UTSA, 2017)
Graduate Assistants	J.P. Lewis (First Season • Georgia Southern, 2023)
	David Strother (First Season • UNC Pembroke, 2022)

ATHLETICS COMMUNICATIONS	
Associate Athletics Director/Communications	Kyle Stephens
Associate Director/MBB Contact	Michael Stambaugh
Assistant Director/WBB Contact	Ryan Smith
Stambaugh's Email Address	michael.stambaugh@utsa.edu
Stambaugh's Cell Phone	785.979.5721
Website	goUTSA.com
General Athletics Twitter	@UTSAathletics
Men's Basketball Twitter	@UTSAMBb
Men's Basketball Instagram	@UTSAMBb
Men's Basketball Facebook	facebook.com/UTSAMBb

CREDITS	
The 2023-24 Men's Basketball Media Guide was updated, written and edited by Associate Athletics Communications Director Michael Stambaugh. Assistance provided by Associate AD/Athletics Communications Kyle Stephens, Ryan Smith, Alma Solis and Kaitlyn Meyers.	
Photography	Jeff Huehn, Jamal Cooley, Bobbie Modica, Mark McClendon, Erik Schelken, Oklahoma Athletics and Vashawn Newman

NUMERICAL ROSTER

NO.	NAME	POS.	HT.	WT.	YR.-EXP.	HOMETOWN / HIGH SCHOOL / PREVIOUS SCHOOL[S]
0	Nazar Mahmoud	G	6-5	180	Fr.-HS	Leander, Texas/Spring Creek Academy
1	Jordan Ivy-Curry	G	6-3	175	Jr.-2L	La Marque, Texas/La Marque HS/Pacific
2	Carlton Linguard Jr.	C	7-0	225	r-Sr.-TR	San Antonio, Texas/Stevens HS/Temple CC/Kansas State
3	Trey Edmonds	F/C	6-10	255	Jr.-TR	Aurora, Colo./George Washington HS/Utah Tech
4	Dre Fuller Jr.	G	6-6	220	GR-TR	Fayetteville, N.C./Admiral Farragut Academy/UCF
5	Adante' Holiman	PG	6-0	175	So.-TR	McAlester, Okla./McAlester HS/UT Rio Grande Valley
10	Chandler Cuthrell	F	6-8	220	Jr.-TR	Baltimore, Md./Baltimore City College/Odessa College
11	Isaiah Wyatt	G/F	6-4	220	r-Jr.-TR	Toledo, Ohio/N. Crowley HS/McClennan CC/SW Christian CC/Chadron State
12	Josh Reid	F	6-7	220	Jr.-Tr	Havelock, N.C./Village Christian Acad./Miami-Dade College/Gulf Coast College
14	Massal Diouf	F	6-9	240	So.-1L	Gouda, Netherlands/Western Canada Prep Academy
20	Juan Reyna	PG	6-3	185	Jr.-TR	San Antonio, Texas/Duncanville HS/Alabama State/Campbell
21	PJ Carter	G	6-5	175	Jr.-TR	Atlanta, Ga./Langston Hughes HS/Campbell/Georgia Highlands
22	Christian Tucker	G	6-3	178	Jr.-2L	Chandler, Ariz./Gilbert Perry HS
23	Blessing Adesipe	G/F	6-6	210	Jr.-TR	Houston, Texas/Alief Taylor HS/Miles [MT] College
25	Justin Thomas	G	6-7	180	Jr.-TR	Baton Rouge, La./Village Christian Academy (NC)/Queens (NC)/Milwaukee

Head Coach: Steve Henson (Eighth season • Kansas State, 1990)

Associate Head Coach: Mike Peck (Eighth season • Northwood, 1993)

Assistant Coach: Adam Hood (Eighth season • Air Force, 2008)

Assistant Coach: Kurtis Darden (First season • Pfeiffer, 2003)

Director of Operations: Chris Artis (First season • Valparaiso, 1998)

Video Coordinator: J.R. Harris (First Season • UTSA, 2017)

Athletic Trainer: Jiana Hook (Second Season • San Diego State, 2016)

Interim Athletic Trainer: Rhodie Moss (Second Season • Texas State/BYU, 2005/2007)

Graduate Assistant: J.P. Lewis (First Season • Georgia Southern, 2023)

Graduate Assistant: David Strother (First Season • UNC Pembroke, 2022)

ALPHABETICAL ROSTER

NO.	NAME	POS.	HT.	WT.	YR.-EXP.	HOMETOWN / HIGH SCHOOL / PREVIOUS SCHOOL[S]
23	Blessing Adesipe	G/F	6-6	210	Jr.-TR	Houston, Texas/Alief Taylor HS/Miles [MT] College
21	PJ Carter	G	6-5	175	Jr.-TR	Atlanta, Ga./Langston Hughes HS/Campbell/Georgia Highlands
10	Chandler Cuthrell	F	6-8	220	Jr.-TR	Baltimore, Md./Baltimore City College/Odessa College
14	Massal Diouf	F	6-9	240	So.-1L	Gouda, Netherlands/Western Canada Prep Academy
3	Trey Edmonds	F/C	6-10	255	Jr.-TR	Aurora, Colo./George Washington HS/Utah Tech
4	Dre Fuller Jr.	G	6-6	220	GR-TR	Fayetteville, N.C./Admiral Farragut Academy/UCF
5	Adante' Holiman	PG	6-0	175	So.-TR	McAlester, Okla./McAlester HS/UT Rio Grande Valley
1	Jordan Ivy-Curry	G	6-3	175	Jr.-2L	La Marque, Texas/La Marque HS/Pacific
2	Carlton Linguard Jr.	C	7-0	225	r-Sr.-TR	San Antonio, Texas/Stevens HS/Temple CC/Kansas State
0	Nazar Mahmoud	G	6-5	180	Fr.-HS	Leander, Texas/Spring Creek Academy
12	Josh Reid	F	6-7	220	Jr.-Tr	Havelock, N.C./Village Christian Acad./Miami-Dade College/Gulf Coast College
20	Juan Reyna	PG	6-3	185	Jr.-TR	San Antonio, Texas/Duncanville HS/Alabama State/Campbell
25	Justin Thomas	G	6-7	180	Jr.-TR	Baton Rouge, La./Village Christian Academy (NC)/Queens (NC)/Milwaukee
22	Christian Tucker	G	6-3	178	Jr.-2L	Chandler, Ariz./Gilbert Perry HS
11	Isaiah Wyatt	G/F	6-4	220	r-Jr.-TR	Toledo, Ohio/N. Crowley HS/McClennan CC/SW Christian CC/Chadron State

PRONUNCIATION GUIDE

23	Blessing Adesipe (uh-DAY-SHIP-ay)	14	Massal (muh-saul) Diouf (Joof)
10	Chandler Cuthrell (Cue-trul)	0	Nazar (Nuh-ZARR) Mahmoud (MAHK-mood)
5	Adante' (uh-DAWN-tay) Holiman (HAUL - ih - mun)	20	Juan Reyna (RAY-nuh)

ROSTER BREAKDOWN

STARTERS RETURNING (2**)

NO.	NAME	CL.	POS.	HT.	WT.	GP-GS	PPG	RPG	AST	BLK	STL	MIN/G
14	Massal Diouf	So.	F	6-9	240	27-21	2.0	2.7	1	6	3	10.8
1	**Jordan Ivy-Curry (2021-22 starter)	Jr.	G	6-3	175	21-19	13.9	2.3	48	3	19	27.6

**PLAYED FIRST TWO SEASONS AT UTSA AND LAST YEAR AT PACIFIC

OTHER RETURNING LETTER WINNERS (1)

NO.	NAME	CL.	POS.	HT.	WT.	GP-GS	PPG	RPG	AST	BLK	STL	MIN/G
22	Christian Tucker	Jr.	G	6-3	178	30-6	4.8	1.5	41	7	14	15.0

NEWCOMERS (12)

NO.	NAME	CL.	POS.	HT.	WT.	NOTES
0	Nazar Mahmoud	Fr.	G	6-5	180	HS Guard from Leander, Texas - 3-star recruit - No. 37 SG (247sports)
2	Carlton Linguard Jr.	r-Sr.	C	7-0	225	Kansas State transfer/San Antonio native - No. 12 JUCO prospect before KSU
3	Trey Edmonds	Jr.	F/C	6-10	255	Utah Tech transfer/Aurora, Colo.
4	Dre Fuller Jr.	Gr.	G	6-6	220	Fayetteville, N.C./UCF transfer - 3-star prospect out of HS - 67g/27gs in 3 yrs at UCF
5	Adante' Holiman	So.	PG	6-0	175	UTRGV transfer/McAlester, Okla. - 7.5ppg, 3.0 apg (UTRGV) - No. 1 OK recruit - 4-star
10	Chandler Cuthrell	Jr.	F	6-8	220	Odessa College transfer/Baltimore, Md. - 34 gm for OC, 7.2 ppg - NJCAA DI Quarterfinal
11	Isaiah Wyatt	r-Jr.	G/F	6-4	220	Chadron State transfer/Toledo, Ohio - All-RMAC - 15.2 ppg, 5.3 rpg
12	Josh Reid	Jr.	F	6-7	220	Gulf Coast College transfer/Havelock, N.C. - 10.3 ppg, 6.4 rpg
20	Juan Reyna	Jr.	PG	6-3	185	San Antonio, Texas - 30-of-34 games started at Campbell, 5.3 ppg
21	PJ Carter	Jr.	G	6-5	175	Georgia Highlands transfer/Atlanta. - All-GCAA - All-State/GHSA Region 5-6A POY in HS
23	Blessing Adesipe	Jr.	G/F	6-6	210	Miles [MT] transfer/Houston - 1132 pts/2yr - 21.6 ppg/9.9 rpg, NJCAA All-America HM
25	Justin Thomas	Jr.	G	6-7	180	Milwaukee transfer/Baton Rouge - 7.3 ppg, 4.4 rpg, 3.0 apg at MKE

BY CLASS

FRESHMAN (1)

Nazar Mahmoud

SOPHOMORE (2)

Massal Diouf
Adante' Holiman

JUNIOR (10)

Blessing Adesipe
PJ Carter
Chandler Cuthrell
Trey Edmonds
Jordan Ivy-Curry
Josh Reid
Juan Reyna
Justin Thomas
Christian Tucker
(RS) Isaiah Wyatt

SENIOR (1)

(RS) Carlton Linguard Jr.

GRADUATE STUDENT (1)

Dre Fuller Jr.

BY POSITION

POINT GUARD (2)

Adante' Holiman
Juan Reyna

GUARD (6)

PJ Carter
Dre Fuller Jr.
Jordan Ivy-Curry
Nazar Mahmoud
Justin Thomas
Christian Tucker

GUARD/FORWARD (2)

Blessing Adesipe
Isaiah Wyatt

FORWARD (3)

Chandler Cuthrell
Massal Diouf
Josh Reid

CENTER/FORWARD (2)

Trey Edmonds
Carlton Linguard Jr.

BY STATE/COUNTRY

TEXAS (5)

Blessing Adesipe (Houston)
Jordan Ivy-Curry (La Marque)
Carlton Linguard Jr. (San Antonio)
Nazar Mahmoud (Leander)
Juan Reyna (San Antonio)

ARIZONA (1)

Christian Tucker (Chandler)

COLORADO (1)

Trey Edmonds (Aurora)

GEORGIA (1)

PJ Carter (Atlanta)

LOUISIANA (1)

Justin Thomas (Baton Rouge)

MARYLAND (1)

Chandler Cuthrell (Baltimore)

NORTH CAROLINA (2)

Dre Fuller Jr. (Fayetteville)
Josh Reid (Havelock)

OHIO (1)

Isaiah Wyatt (Toledo)

OKLAHOMA (1)

Adante' Holiman (McAlester)

NETHERLANDS (1)

Massal Diouf (Gouda)

2023-24 UTSA MEN'S BASKETBALL

DAY	DATE	OPPONENT <small>BROADCAST NETWORK</small>	LOCATION	TIME/RESULT
Tues.	Oct. 24	Trinity %	San Antonio, Texas	7 p.m.
Mon.	Oct. 30	McMurry %	San Antonio, Texas	7 p.m.
Mon.	Nov. 6	Western Illinois [ESPN+]	San Antonio, Texas	7 p.m.
Fri.	Nov. 10	at Minnesota [Peacock]	Minneapolis, Minn.	6:30 p.m.
Tues.	Nov. 14	at Lamar [ESPN+]	Beaumont, Texas	7 p.m.
Fri.	Nov. 17	at Texas State [ESPN+]	San Marcos, Texas	7:15 p.m.
Mon.	Nov. 20	at Houston Christian [ESPN+]	Houston, Texas	7 p.m.
Fri.	Nov. 24	Jacksonville State [ESPN+]	San Antonio, Texas	3 p.m.
Sat.	Nov. 25	UIW [ESPN+]	San Antonio, Texas	3 p.m.
Sun.	Nov. 26	[non-UTSA] Jacksonville State vs. UIW	San Antonio, Texas	3 p.m.
Thurs.	Nov. 30	Lamar [ESPN+]	San Antonio, Texas	8 p.m.
Sun.	Dec. 10	Arkansas-Fort Smith [ESPN+]	San Antonio, Texas	12 p.m.
Wed.	Dec. 13	at Little Rock [ESPN+]	Little Rock, Ark.	6:30 p.m.
Sun.	Dec. 17	at Oregon State [Pac-12 Networks]	Corvallis, Ore.	2 p.m.
Thurs.	Dec. 21	Army West Point [ESPN+]	San Antonio, Texas	7 p.m.
Thurs.	Dec. 28	Prairie View A&M [ESPN+]	San Antonio, Texas	7 p.m.
Tues.	Jan. 2	UAB* [ESPNU]	San Antonio, Texas	7 p.m.
Sat.	Jan. 6	at Rice* [ESPN+]	Houston, Texas	2 p.m.
Wed.	Jan. 10	at Memphis* [ESPN+]	Memphis, Tenn.	7 p.m.
Sat.	Jan. 13	Charlotte* [ESPNU]	San Antonio, Texas	2 p.m.
Wed.	Jan. 17	at Tulsa* [ESPN+]	Tulsa, Okla.	7 p.m.
Sun.	Jan. 21	Florida Atlantic* [ESPN+]	San Antonio, Texas	2 p.m.
Wed.	Jan. 24	Tulane* [ESPN+]	San Antonio, Texas	7 p.m.
Sat.	Jan. 27	at South Florida* [ESPN+]	Tampa, Fla.	3 p.m.
Sat.	Feb. 3	Rice* [ESPN+]	San Antonio, Texas	2 p.m.
Wed.	Feb. 7	at Wichita State* [ESPN+]	Wichita, Kan.	6:30 p.m.
Sat.	Feb. 10	East Carolina* [ESPNU]	San Antonio, Texas	2 p.m.
Thurs.	Feb. 15	at Charlotte* [ESPN+]	Charlotte, N.C.	6 p.m.
Sun.	Feb. 18	at Temple* [ESPN+]	Philadelphia, Pa.	1 p.m.
Wed.	Feb. 21	South Florida* [ESPN+]	San Antonio, Texas	7 p.m.
Sat.	Feb. 24	at North Texas* [ESPNU]	Denton, Texas	3 p.m.
Wed.	Feb. 28	Tulsa* [ESPN+]	San Antonio, Texas	7 p.m.
Sat.	March 2	at SMU* [ESPN+]	Dallas, Texas	2 p.m.
Sun.	March 10	Temple* [ESPN+]	San Antonio, Texas	2 p.m.
Wed.-Sun.	March 13-17	American Athletic Conference Championships	Fort Worth, Texas (Dickies Arena)	TBD

schedule is subject to change • all times Central • home games in **bold** played at UTSA's Convocation Center

* American Athletic Conference game • % exhibition game • ^ Roadrunner/Cardinal Classic (San Antonio, Texas)

[] television network broadcast • game audio will air live on Sports Radio AM 760 The Ticket/The Bull 93.3

MEDIA INFORMATION

MEDIA COVERAGE

The UTSA Athletics Communications Office assists members of the media with their coverage of all UTSA sports by providing feature ideas, notes, statistics and travel plans. In addition to the 2023-24 UTSA Men's Basketball Media Guide, media members may check the athletic department's web site — goUTSA.com — for the latest information pertaining to all 17 sports.

INTERVIEW POLICY

All interviews with coaches and student-athletes must be arranged at least **24 hours in advance** through men's basketball contact **Michael Stambaugh**. Telephone and virtual interviews are available to the media on a "call-back" basis at a time that is convenient for the coach or student-athlete. Post-game interviews with coaches and student-athletes will be conducted on the court following a 10-minute "cooling off" period.

MEDIA SERVICES

Media members are encouraged to contact the UTSA Athletics Communications Office with credential requests at least 24 hours before a home game. Credentials can be picked up with proper photo identification at the Convocation Center will call. Complimentary wireless Internet access for radio, SIDs and members of the print media are available along press row.

PRACTICES

UTSA welcomes all interested media to attend men's basketball practices at the Convocation Center during the season with 24 hours notice to the athletics communications office. In most cases, coaches and student-athletes are available after practice. Pre-game practices and shoot-arounds are closed to the media.

LIVE STATISTICS

Live statistics for all UTSA home basketball games are online at utsa.statbroadcast.com.

STREAMING/TV BROADCASTS

All of UTSA's regular-season home games are slated to stream live (subscription required) on ESPN+ this season, with four games initially scheduled for national broadcasts on linear television. Any additional broadcasts of games selected for linear television or other streaming networks will be announced in a timely fashion on both goUTSA.com and via press release.

UTSA ATHLETICS COMMUNICATIONS



Kyle Stephens
Associate AD
(210) 458-4551
kyle.stephens@utsa.edu



Michael Stambaugh
MBB Contact/Associate Director
(785) 979-5721
michael.stambaugh@utsa.edu



Alma Solis
Assistant Director
(210) 683-1386
alma.solis@utsa.edu



Ryan Smith
Assistant Director
(361) 442-9600
ryan.smith2@utsa.edu

RADIO BROADCAST INFORMATION

Through the UTSA Sports Media Network, all UTSA men's basketball games will be carried live in the San Antonio area on Sports Radio AM 760 The Ticket, online at Ticket760.com and via the free iHeartRadio app. Entering his 17th season as the play-by-play voice of the Roadrunners, Andy Everett will be joined for MBB broadcasts by analyst Tim Carter. There will be 30-minute pregame and 15-minute postgame shows for each broadcast. Everett also will host "The UTSA Basketball Show", from 7-8 p.m. on selected dates live from Chicken N Pickle (5215 UTSA Blvd.) beginning Jan. 8. The show will air live on Ticket 760 AM, online at Ticket760.com and via the free iHeartRadio app.

LOCAL MEDIA DIRECTORY

PRINT

San Antonio Express-News
Box 2171 San Antonio, TX 78249
p: (210) 250-3373
f: (210) 250-3351
e: sports@express-news.net
w: mysa.com/expressnews.com
sports editor: Nick Talbot
beat writer: Greg Luca

The Paisano

14545 Roadrunner Way
San Antonio, TX 78249
p: (210) 690-9301
f: (210) 690-3423
e: sports@paisano-online.com
w: paisano-online.com
sports editor: Luke Lawhorn
asst. sports editor: Haley Aguayo
beat writer: Logan Martinez

San Antonio Business Journal

8200 IH 10 W Suite 820
San Antonio, TX 78230
p: (210) 341-3202
f: (210) 342-4443
e: sanantonio@bizjournals.com
w: bizjournals.com/sanantonio
beat writer: W. Scott Bailey

TELEVISION

KABB-TV (FOX)
4335 NW Loop 410 San Antonio, TX 78229
p: (210) 442-6353
e: cmiketnac@sbgstv.com
w: foxsanantonio.com
sports director: Chuck Miketinac

KENS-TV (CBS)

5400 Fredericksburg Road San Antonio, TX 78229
p: (210) 366-5001
e: jreinagel@kens5.com
w: kens5.com
sports director: Nate Ryan

KSAT-TV (ABC)

1408 N. St. Mary's St. San Antonio, TX 78215
p: (210) 351-1270
e: sports@ksat.com
w: ksat.com
sports director: Larry Ramirez

KVDA-TV (Telemundo)

6234 San Pedro Avenue San Antonio, TX 78216
p: (210) 568-0176
e: noticias_60_telemundo@nbcuni.com
w: telemundosanantonio.com

KWEX-TV (Univision)

12451 Network Boulevard San Antonio, TX 78249
p: (210) 242-7451
e: sanantoniodesk@univision.net
w: univision41.com

Sports 2Nite/KCWX-TV

7550 IH-10 W Frontage Rd #100 San Antonio, TX 78229
p: (210) 572-7570
e: hector.ledesma@3qmp.com
w: sports2nite.com
sports director: Hector Ledesma

Sports Night/Spectrum News

p: (210) 582-9408
e: txnewsdesk@charter.com
w: spectrumlocalnews.com/tx/san-antonio/sports/sports-night.com

WOAI-TV (NBC)

4335 NW Loop 410 San Antonio, TX 78229
p: (210) 366-1129
e: donharris@sbgstv.com
w: woai.com
sports director: Don Harris

RADIO

KZDC-AM 1250/94.5 FM

4050 Eisenhower Road
San Antonio TX 78218
p: (210) 654-5100
f: (210) 885-5054

KTKR-AM 760/WOAI-AM 1200

6222 NW IH-10
San Antonio TX 78201
p: (210) 736-9700
f: (210) 735-8811

WEBSITES

InsideRunnerSports.com (247Sports)

P.O. Box 761272, San Antonio, TX 78245
e: jj@insiderunnersports.com
editor: J.J. Perez

BirdsUp.com (Rivals)

20303 Stone Oak Pkwy #6304, San Antonio, TX 78258
e: utsarivals@yahoo.com
editor: Javi Cardenas



23 • BLESSING ADESIPE

6-6 • 210 • Junior - TR • Guard/Forward

Houston, Texas (Alief Taylor HS/Miles College [MT])

PRIOR TO UTSA

Played two seasons at Miles College in Miles City, Montana, where he put up 1,132 points in just two prolific scoring seasons playing under coach Chase Tait ... started all 30 games for the Pioneers as a sophomore in 2022-23, earning NJCAA All-America Honorable Mention and was selected as a 2023 NJCAA All-Star by the NJCAA Men's Basketball Coaches Association ... averaged 21.6 ppg to lead Miles, ranking second in the Mon-Dak Athletic Conference and 14th in NJCAA Division I ... shot 41.8 percent from the floor and racked up double figures in 28 games, knocking down 39 points against Dakota-Bottineau to top his five 30-point scoring performances in the 2022-23 season ... was razor close to averaging a double-double with an average of 9.9 rebounds per game ... recorded 16 double-digit rebounding games as a sophomore, highlighted by a 16-board outing versus Williston State ... also added 2.3 assists and 1.3 steals per contest ... as a freshman in 2021-22, started 30-of-31 games and scored 15.6 ppg while shooting 45.7 from the floor ... collected 6.9 rebounds per game and recorded 31 assists, 27 steals and 11 blocks in his first season at Miles.

HIGH SCHOOL

Prepped at Houston's Alief Taylor High School under coach Frank Castanon and was recognized as one of the most improved AAU Summer players in the Greater Houston Area ... senior season was cut short by injury while averaging 19.5 points, 7.8 rebounds and 1.8 steals per game ... as a junior, he earned All-District 23-6A Honorable Mention after averaging 7.3 points and 4.9 rebounds per game ... earned second place in silver brackets of the 2018-19 Katy Classic tournament.

PERSONAL

Born on September 10 in Houston ... is the son of John and Bola Adesipe ... has two brothers, Abraham and Praise, and one sister, Faith ... majoring in Multidisciplinary Studies and is interested in business management ... not the first Division I student-athlete in the family – his brother, Abraham, played four years of football at Alabama State.

CAREER HIGHS

POINTS

REBOUNDS

ASSISTS

STEALS

BLOCKS

FIELD GOALS MADE

FIELD GOALS ATTEMPTED

3-POINT FIELD GOALS MADE

3-POINT FIELD GOALS ATTEMPTS

FREE THROWS MADE

FREE THROWS ATTEMPTED



21 • PJ CARTER

6-5 • 175 • Junior - TR • Guard

Atlanta, Ga. (Langston Hughes HS/Campbell/Georgia Highlands)

PRIOR TO UTSA

Played the 2022-23 season at Georgia Highlands College under coach Jonathan "JJ" Merritt ... earned first-team All-Georgia Collegiate Athletic Association (GCAA) honors while helping the Chargers to a 23-10 season that went all the way to the GCAA Championship final ... scored a team-leading 16.3 points per outing while coming off the bench in 29 of the 33 games he played ... registered double-figure scoring in 29 contests while shooting 46.6 percent from the floor, 43 percent from the perimeter and 79.5 percent from the free throw line ... best performances of the year peaked in a 33-point night against East Georgia State College after shooting 10-for-16, including 6-for-10 from three and 7-of-8 at the line ... in addition to his sharpshooter role for the Chargers, he chipped in 2.6 rebounds and 1.5 assists per game ... before GHC, he played two years at Campbell in Buies Creek, North Carolina, seeing limited playing time with an average of 4.3 minutes across 16 games with the prominent Big South program.

HIGH SCHOOL

Prepped at Langston Hughes High School in Fairburn, Georgia, where he was named GHSA Region 5-6A Player of the Year as a senior under coach Rory Welsh ... also garnered first-team 6A All-State honors from the Atlanta Journal-Constitution, along with all-state recognition from the Georgia Athletic Coaches Association, HoopSeen, Sandy's Spiel and was selected to the All-Metro Team by the Atlanta Tipoff Club ... helped the Panthers to a 21-9 record and the GHSA Elite Eight as a senior while averaging 19.9 points, 5.5 rebounds, 1.8 assists and 1.9 steals – shooting 43 percent from the floor and 38 percent from the perimeter ... was a big part of the Langston Hughes 2018 State Championship (27-5 record) as a junior, picking up GHSA first-team All-Region honor and 6A Most Improved Player by Sandy's Spiel after putting up 19 ppg, 4.6 rpg, 2.3 apg and 1.5 spg ... also a member of the Langston Hughes 2017 State Championship team as a freshman, the program's first-ever title.

PERSONAL

Given name is Patrick Thomas Carter, Jr. and was born October 7 in Huntsville, Alabama ... son of Patrick, Sr. and Tara Carter ... has one sister, Patricia ... majoring in communication, but also interested in accounting and a potential career as a financial advisor after his playing days.

CAREER HIGHS

POINTS----- 5 (2x)
vs. USC Upstate (2/11/21)
vs. Fla. National (12/10/20)

REBOUNDS ----- 2 (2x)
vs. Hampton (1/26/22)
vs. Fla. National (12/10/20)

ASSISTS ----- 2
vs. Fla. National (12/10/20)

STEALS ----- 1 (2X)
vs. William Peace (11/9/21)
vs. St. Andrews (11/30/20)

BLOCKS ----- 1
vs. William Peace (11/9/21)

FIELD GOALS MADE ----- 2
vs. Lancaster Bible (11/30/21)
vs. USC Upstate (2/11/21)

FIELD GOALS ATTEMPTED ----- 4
vs. Lancaster Bible (11/30/21)
vs. St. Andrews (11/30/20)

3-POINT FIELD GOALS MADE --- 1
vs. USC Upstate (2/11/21)
vs. Fla. National (12/10/20)

3-POINT FIELD GOAL ATTEMPTS - 2
3X, last:
vs. Lancaster Bible (11/30/21)

FREE THROWS MADE ----- 2
vs. Fla. National (12/10/20)

FREE THROWS ATTEMPTED ----- 2
vs. Fla. National (12/10/20)

CARTERS'S CAREER STATS

		Field Goals		3-Point		F-Throws		Rebounds				Scoring								
SEASON	TEAM	GP-GS	MIN/AVG	FG-FGA	FG%	3FG-3FGA	3FG%	FT-FTA	FT%	OFF	DEF	TOT	AVG	PF-FO	A	TO	BLK	STL	PTS	AVG
2020-21	Campb	12-0	49/4.1	6-15	.400	2-7	.286	3-4	.750	1	5	6	0.5	7-0	4	4	0	1	17	1.4
2021-22	Campb	4-0	19/4.7	3-5	.600	0-2	.000	0-2	.000	1	2	3	0.8	0-0	0	0	1	1	6	1.5
TOTAL FOR UTSA		0-0	0/0.0	0-0	.000	0-0	.000	0-0	.000	0	0	0	0.0	0-0	0	0	0	0	0	0.0
TOTAL		16-0	68/4.2	9-20	.450	2-9	.222	3-6	.500	2	7	9	0.6	7-0	4	4	1	2	23	1.4



10 • CHANDLER CUTHRELL

6-8 • 220 • Junior - TR • Forward

Baltimore, Md. (Baltimore City College (HS)/Odessa College)

PRIOR TO UTSA

Played two seasons at Odessa College in Odessa, Texas, under coach Kris "Bucket" Baumann ... helped the Wranglers to a 30-4 record in 2022-23, a Western Junior College Athletic Conference title and an appearance in the NJCAA DI National Quarterfinals ... his 2022-23 Odessa squad ranked third in the final NJCAA DI rankings ... played in 34 games, collecting 7.2 points and 3.0 rebounds as a sophomore at OC, shooting 48.8 percent from the floor and 40.8 percent from three ... played in 21 games with 11 starts for the Wranglers in his rookie season at Odessa.

HIGH SCHOOL

Before moving to West Texas, played the final two years of his high school career at Baltimore City College, where he averaged 10 points and six rebounds for the Knights under coach Omarr Smith ... played his freshman and sophomore seasons at Baltimore's Kenwood High School.

PERSONAL

Given name is Eric and he was born on June 5 in Baltimore, Maryland ... son of Eric and Kimberly Cuthrell ... has six siblings; brothers Brandon, Courtland and Elong, sisters Britney, Elaiya and Elona ... his father, Eric Cuthrell is a Hall of Famer from his playing days as a forward at UNC Greensboro, helping UNCG to back-to-back conference titles, a Big South Conference Tournament championship and subsequent NCAA Tournament berth in 1996 ... majoring in Business Management.

CAREER HIGHS

POINTS

REBOUNDS

ASSISTS

STEALS

BLOCKS

FIELD GOALS MADE

FIELD GOALS ATTEMPTED

3-POINT FIELD GOALS MADE

3-POINT FIELD GOALS ATTEMPTS

FREE THROWS MADE

FREE THROWS ATTEMPTED



14 • MASSAL DIOUF

6-9 • 240 • Sophomore - 1L • Forward

Gouda, Netherlands (Western Canada Prep Academy)

FRESHMAN (2022-23)

Played in 27 games and started 21 contests as a rookie forward for the Roadrunners ... averaged 10.8 minutes, 2.0 points and 2.7 rebounds per game, collecting six blocks and three steals ... shot 42.5 percent from the field and 67.9 percent at the free throw line ... made collegiate debut with five minutes of action vs. Trinity (Nov. 7), scoring two points on 1-of-1 shooting with two rebounds ... registered a season-best seven points in just nine minutes in the 95-91 win at FIU (Feb. 25), going 3-for-3 with one free throw made, collecting two offensive rebounds ... scored six points in seven minutes at Western Kentucky (Feb. 2), logging a field goal and 4-for-6 shooting at the free throw line, while grabbing five boards ... matched that rebound count just two days later at Middle Tennessee (Feb. 4), again tabbing five boards ... set a season high in rebounds versus UAB (Feb. 18) with six, also registering two blocks and five points ... made his longest appearance of the season with 21 minutes against Rice (Jan.16) ... member of the Conference USA Commissioner's Honor Roll.

CAREER HIGHS

POINTS ----- 7
at FIU (2/25/23)

REBOUNDS ----- 7
at UAB (12/31/22)

ASSISTS ----- 1
vs. Middle Tennessee (1/5/23)

STEALS ----- 1
3 times, last:
vs. Charlotte (3/2/23)

BLOCKS ----- 2
vs. UAB (2/18/23)

FIELD GOALS MADE ----- 3
at FIU (2/25/23)

FIELD GOALS ATTEMPTED ----- 4
at UAB (12/31/22)

3-POINT FIELD GOALS MADE -----

3-POINT FIELD GOAL ATTEMPTS -----

FREE THROWS MADE ----- 4
at Western Kentucky (2/2/23)

FREE THROWS ATTEMPTED ----- 6
at Western Kentucky (2/2/23)

HIGH SCHOOL

Prepped at Western Canada Prep Academy and played with the U-16 and U-18 Dutch National Team. While playing with the U-16 Netherlands squad in the European Championships, averaged 5.6 points, 7.5 rebounds and 1.4 steals per game over eight outings, shooting 47.4 percent from the field in 2019-20. He earned Canadian Junior Basketball Team first-team All-Star honors while leading Western Canada to a third-place finish in league with a 13-2 conference record and a 27-13 overall mark. In the Tarkanian Classic Diouf averaged 24 points, 14 rebounds and three blocks per game in a 3-1 finish, with a pair of 30-point, 20-rebound games. Last year, he shot 55 percent from the field for Western Canada and 31 percent from 3-point range. Diouf was ranked as a four-leaf recruit by West Brown's Monday Morning Scouting Report.

PERSONAL

Born March 14 ... Majoring in Biology.

DIOUF'S CAREER STATS

SEASON	TEAM	GP-GS	MIN/AVG	Field Goals		3-Point		F-Throws		Rebounds				Scoring						
				FG-FGA	FG%	3FG-3FGA	3FG%	FT-FTA	FT%	OFF	DEF	TOT	AVG	PF-FO	A	TO	BLK	STL	PTS	AVG
2022-23	UTSA	27-21	291/10.8	17-40	.425	0-0	.000	19-28	.679	29	44	73	2.7	54-3	1	18	6	3	53	2.0
TOTAL		27-21	291/10.8	17-40	.425	0-0	.000	19-28	.679	29	44	73	2.7	54-3	1	18	6	3	53	2.0



3 • TREY EDMONDS

6-10 • 255 • Junior - TR • Forward/Center

Aurora, Colo. (George Washington HS/Utah Tech)

PRIOR TO UTSA

Played two seasons at Utah Tech in St. George, Utah ... appeared in 33 games with one start for the Trailblazers in 2022-23, averaging 2.9 points and 2.3 rebounds in 9.2 minutes per game – shooting 47.2 percent ... he put up season-highs of 11 points at Arizona and six (6) rebounds against both Grand Canyon and Lindenwood ... played in 20 games as a rookie in 2021-22 coming, averaging 7.1 minutes and shooting 45.9 percent from the floor ... Earned Most Improved award after his freshman season.

HIGH SCHOOL

Graduated from Denver’s George Washington High School, where he was a four-year letterwinner under coach Reggie Hammons, and off the court was an Honor Roll student and Speech and Debate Champion ... averaged 10.5 points, 7.9 rebounds and 1.8 blocks as a senior captain, leading his team to a CHSAA Class 5A State Runner-Up finish.

PERSONAL

Full name is Freddie Lee Edmonds III and he is the son of Fred Edmonds III and Jaz Howard ... born July 15 ... has one sister, Alexis ... majoring in Psychology ... his father, Fred Edmonds was a mainstay at Colorado, leading the Buffs in rebounding and was second in scoring, playing alongside Chauncey Billups to produce one of CU’s best seasons during his senior year – going on to play professionally overseas.

CAREER HIGHS

POINTS ----- 11
at Arizona (11/17/22)

REBOUNDS ----- 7
vs. SAGU American Indian
(12/15/21)

ASSISTS ----- 1
9 times

STEALS ----- 3
at Seattle (2/8/23)

BLOCKS ----- 2
7 times

FIELD GOALS MADE ----- 5
at New Mexico State (2/16/22)

FIELD GOALS ATTEMPTED ---7(2X)
at Arizona (11/17/22)
vs. SAGU American Indian (12/15/21)

3-POINT FIELD GOALS MADE -----

3-POINT FIELD GOAL ATTEMPTS ---

FREE THROWS MADE ----- 4
vs. Sam Houston (1/14/23)
at Nevada (11/7/22)

FREE THROWS ATTEMPTED ----- 8
at Arizona (11/17/22)

EDMONDS’ CAREER STATS

		Field Goals		3-Point		F-Throws		Rebounds				Scoring								
SEASON	TEAM	GP-GS	MIN/AVG	FG-FGA	FG%	3FG-3FGA	3FG%	FT-FTA	FT%	OFF	DEF	TOT	AVG	PF-FO	A	TO	BLK	STL	PTS	AVG
2021-22	UTTECH	20-0	139/7.0	17-37	.459	0-0	.000	2-16	.125	21	26	47	2.4	22-0	3	12	10	4	36	1.8
2022-23	UTTECH	33-1	302/9.1	34-72	.472	0-0	.000	28-56	.500	28	49	77	2.3	56-1	6	27	11	6	96	2.9
TOTAL FOR UTSA		0-0	0/0.0	0-0	.000	0-0	.000	0-0	.000	0	0	0	0.0	0-0	0	0	0	0	0	0.0
TOTAL		53-1	441/8.3	51-109	.468	0-0	.000	30-72	.417	49	75	124	2.3	78-1	9	39	21	10	132	2.5



4 • DRE FULLER JR.

6-6 • 220 • Graduate Student - TR • Guard

Fayetteville, N.C. (Admiral Farragut Academy [Fla.]/UCF)

PRIOR TO UTSA

Played three seasons in four years at UCF in Orlando ... played in 67 games with 27 starts for the Knights ... averaged 5.7 points per game with 3.4 rebounds and 1.5 assists per outing, while shooting 42.2 percent from the floor ... In second season at UCF, started 14-of-23 games and shot 41.4 percent, averaging 7.0 points, 4.7 rebounds and 2.5 assists per contest while playing 27.6 minutes per game ... also added 24 steals and seven blocked shots that season (2020-21) ... tied a career-best scoring with 14 points on a career-high four made threes (on five attempts) against Memphis (3/11/22) ... also scored a career-high 14 points on 6-of-9 shooting in first-career AAC game, against Temple (12/31/2019) ... scored 12 points with four rebounds against 14th-ranked Houston (2/17/2022) ... took a redshirt as a true freshman in 2018-19.

HIGH SCHOOL

Moved south to Florida after his freshman year and played his final three prep seasons at Admiral Farragut Academy in St. Petersburg ... led his BlueJackets squad to Regionals and AFA amassed a 36-12 record across his final two seasons ... ranked a three-star recruit coming out of high school by Rivals and 247Sports, he was a nominee for the McDonald's All-America Game and earned first team all-conference honors ... was an Honor Roll student.

PERSONAL

Full name is Andreas Fuller Jr. ... Born July 14 ... majoring in Project Management ... originally from Fayetteville, North Carolina.

CAREER HIGHS

POINTS----- 14 (2x)
vs. Memphis (3/11/22)
vs. Temple (12/31/19)

REBOUNDS ----- 11
vs. Memphis (3/12/21)

ASSISTS ----- 5 (2x)
at Tulane (2/20/21)
vs. Auburn (11/30/20)

STEALS ----- 5
vs. Penn (11/28/19)

BLOCKS ----- 4
vs. Tulsa (2/9/20)

FIELD GOALS MADE ----- 6
3 times, last:
vs. Temple (12/31/19)

FIELD GOALS ATTEMPTED ----- 15
at Oklahoma (12/21/19)

3-POINT FIELD GOALS MADE --- 4
vs. Memphis (3/11/22)

3-POINT FIELD GOAL ATTEMPTS -- 5
2 times
vs. Memphis (3/11/22)
at Oklahoma (12/21/19)

FREE THROWS MADE ----- 6
3 times, last:
at Miami (Fl) (11/13/21)

FREE THROWS ATTEMPTED ----- 9
vs. Houston (12/26/20)

FULLER'S CAREER STATS

				Field Goals		3-Point		F-Throws		Rebounds				Scoring						
SEASON	TEAM	GP-GS	MIN/AVG	FG-FGA	FG%	3FG-3FGA	3FG%	FT-FTA	FT%	OFF	DEF	TOT	AVG	PF-FO	A	TO	BLK	STL	PTS	AVG
2019-20	UCF	20-13	380/19.0	50-119	.420	10-40	.250	15-23	.652	23	39	62	3.1	33-1	29	26	11	18	125	6.3
2020-21	UCF	23-14	634/27.6	55-133	.414	8-37	.216	42-61	.689	19	89	108	4.7	44-0	57	54	7	24	160	7.0
2021-22	UCF	24-0	292/12.2	36-82	.439	9-25	.360	14-19	.737	15	41	56	2.3	26-0	14	16	3	13	95	4.0
TOTAL FOR UTSA		0-0	0/0.0	0-0	.000	0-0	.000	0-0	.000	0	0	0	0.0	0-0	0	0	0	0	0	0.0
TOTAL		67-27	1306/19.5	141-334	.422	27-102	.265	71-103	.689	57	169	226	3.4	103-1	100	96	21	55	380	5.7



5 • ADANTE' HOLIMAN

6-0 • 175 • Sophomore - TR • Point Guard

McAlester, Okla. (McAlester HS/UT Rio Grande Valley)

PRIOR TO UTSA

Played his rookie season at UT Rio Grande Valley in Edinburg, Texas ...played in 24 games and started 11 for the Vaqueros, averaging 7.5 points and 3.0 assists on 44.7 percent shooting from the field and 43.5 percent shooting from the perimeter ... was named WAC Freshman of the Week four times set early career-highs of 18 points (vs. Utah Tech) and nine assists during his debut season, scoring in double-figures nine times and leading the UTRGV team in assists in six games ... scored 13 points in collegiate debut at Kansas State (11/7) ... made first start at Houston Christian (12/10), scoring two points with two rebounds and three assists in 21 minutes ... earned Fall AD Honor Roll recognition (1/26).

HIGH SCHOOL

Ranked as a four-star recruit and the No. 1 prospect in the state of Oklahoma by ESPN coming out of McAlester High School ... the school's all-time scoring leader with 2,392 points – ranking among the top 50 in Oklahoma history ... averaged 32 points, seven rebounds, five assists, and four steals per game as a senior ... named All-State, Region 6 Male Athlete of the Year and McAlester News-Capital All-Area Boys Basketball Player of the Year ... as a junior, averaged 31 points, five rebounds, five assists and four steals while shooting 51 percent from the field, 40 percent from behind the arc and 85 percent from the foul line to earn McAlester News-Capital Player of the Year honors ... in his sophomore campaign, averaged 30 points, four rebounds, three assists and three steals while earning McAlester News-Capital All-Area First Team honors.

PERSONAL

Goes by "Te" ... Born on October 30 ... father, Will Holiman Jr., coached him in high school ... has one brother, Adonis, and one sister, Jayda ... majoring in Kinesiology.

CAREER HIGHS

POINTS----- 18
vs. Utah Tech (2/23/23)

REBOUNDS -----4 (2x)
vs. UT Arlington (2/9/23)
vs. Southwestern Adventist (11/12/22)

ASSISTS ----- 9
vs. Southwestern Assemblies (2/20/23)

STEALS ----- 3 (2x)
vs. Stephen F. Austin (2/11/23)
vs. Houston Christian (12/18/22)

BLOCKS ----- 1
3 times, last:
vs. Utah Tech (2/23/23)

FIELD GOALS MADE ----- 6
vs. Utah Tech (2/23/23)

FIELD GOALS ATTEMPTED ----- 13
at Tarleton State (2/4/23)

3-POINT FIELD GOALS MADE --- 5
vs. Sam Houston (2/1/23)

3-POINT FIELD GOAL ATTEMPTS --- 9
at Tarleton State (2/4/23)

FREE THROWS MADE ----- 6
at Kansas State (11/7/22)

FREE THROWS ATTEMPTED ----- 10
at Kansas State (11/7/22)

HOLIMAN'S CAREER STATS

		Field Goals		3-Point		F-Throws		Rebounds				Scoring								
SEASON	TEAM	GP-GS	MIN/AVG	FG-FGA	FG%	3FG-3FGA	3FG%	FT-FTA	FT%	OFF	DEF	TOT	AVG	PF-FO	A	TO	BLK	STL	PTS	AVG
2022-23	UTRGV	24-11	500/20.9	55-123	.447	27-62	.435	42-59	.712	7	21	28	1.2	71-2	73	55	3	12	179	7.5
TOTAL FOR UTSA		0-0	0/0.0	0-0	.000	0-0	.000	0-0	.000	0	0	0	0.0	0-0	0	0	0	0	0	0.0
TOTAL		24-11	500/20.9	55-123	.447	27-62	.435	42-59	.712	7	21	28	1.2	71-2	73	55	3	12	179	7.5



1 • JORDAN IVY-CURRY

6-3 • 175 • Junior - TR (2L) • Guard

La Marque, Texas (La Marque HS/Pacific)

JUNIOR (2022-23)

At Pacific ... played in 33 games with seven starts for the Tigers ... averaged 10.3 points and 2.6 rebounds per game, shooting 42.2 percent from the field ... shot 34.1 percent from three, logging the third-most three-pointers (42) on the team ... put away 86.4 percent of his shots from the free throw line, leading the team with 70 makes in 81 attempts ... his 50 assists were the third-most for the team ... scored in double figures in 20 games, highlighted by a 25-point performance against San Diego and 23 at Stanford.

SOPHOMORE (2021-22)

Appeared in 21 games and earned the starting job in the final 11 games played of his second season at UTSA. Averaged 13.9 points per game, which ranked second on the team, and added 2.3 rebounds and 1.9 assists. Scored in double figures 15 times, including scoring a season-high 27 points in a win over Denver on Nov. 16. A natural scorer, Ivy-Curry scored 10 or more points in eight of 10 C-USA games played and averaged 13.4 points per game during that stretch.

FRESHMAN (2020-21)

Earned C-USA All-Freshman Team honors at UTSA ... played in all 26 games with 11 starts ... averaged 7.2 points, 1.5 assists and 2.8 rebounds per game ... played 19.9 minutes per game ... shot 40.1 percent from the field and 37.5 percent (24-for-64) from 3-point range ... shot 68.3 percent from the free-throw line (28 of 41) ... totaled a 40-21 assist to turnover ratio ... had 19 steals, fourth-best on the club ... started the final 11 games of the year ... scored in double figures in six games ... in C-USA play, averaged 7.5 points and 2.6 rebounds per game, shooting 39.6 percent from the field and an impressive 47.8 percent from 3-point range (22 of 46), and 75 percent (18 of 24) from the line ... has six points and six rebounds in his collegiate debut vs. UT Permian Basin ... had 12 points and three rebounds at UTRGV ... in his return to Houston, had 15 points and six boards in the finale at Rice ... went for eight points vs. North Texas in the opener ... had 14 points in the finale vs. Southern Miss and was moved into the starting lineup for the final 11 games of the year ... had 14 points in a win over UTEP, sinking three 3-pointers ... had 14 points and three boards vs. UAB in the finale ... had eight points in each game in UTSA's two-game run in the C-USA Championships.

HIGH SCHOOL

A scoring machine out of La Marque, Texas, where he scored over 2,000 points as a four-year starter at La Marque High School under Kevin Wilcox ... scored over 50 points in a game three times and exceeded 40 in five games as a senior, leading the La Marque Cougars to a 32-7 record and a district championships appearance in the 2019-20 season ... averaged 31.5 points 6.9 assists, 5.9 rebounds and 4.8 steals per game as a senior earning District 24-4A Most Valuable Player, 4A all-state and all-region honors from the Texas Association of Basketball Coaches (TABC) ... was a finalist for the Guy V. Lewis Award, presented to the top player in the city of Houston, and was named to the Houston Chronicle All-Greater Houston First-Team ... as a junior, averaged 22.3 points, 9.5 assists, 6.8 rebounds and 5.0 steals per game.

PERSONAL

Majoring in multidisciplinary studies ... his parents are LaToya and Micheal, and he has five siblings; brothers Jauron and Ty, and sisters Tori, Jada, and Mikaline.

CAREER HIGHS

POINTS ----- 27
vs. Denver (11/16/21)

REBOUNDS ----- 11
at BYU (2/4/23)

ASSISTS ----- 9
at Rice (2/3/22)

STEALS ----- 4
vs. Southwestern Adventist (3/4/21)

BLOCKS ----- 1
6 times

FIELD GOALS MADE ----- 10
vs. Denver (11/16/21)

FIELD GOALS ATTEMPTED ----- 24
vs. Fla. Atlantic (1/29/22)

3-POINT FIELD GOALS MADE --- 5
3 times, last:
vs. San Diego (2/11/23)

3-POINT FIELD GOAL ATTEMPTS - 11
vs. FIU (1/27/22)

FREE THROWS MADE ----- 7
vs. Gonzaga (1/21/23)

FREE THROWS ATTEMPTED ----- 7
4 times

IVY-CURRY'S CAREER STATS

SEASON	TEAM	GP-GS	MIN/AVG	Field Goals		3-Point		F-Throws		Rebounds				Scoring						
				FG-FGA	FG%	3FG-3FGA	3FG%	FT-FTA	FT%	OFF	DEF	TOT	AVG	PF-FO	A	TO	BLK	STL	PTS	AVG
2020-21	UTSA	26-11	518/19.9	67-167	.401	24-64	.375	28-41	.683	38	34	72	2.8	44-1	40	21	3	19	186	7.2
2021-22	UTSA	21-19	581/27.6	101-291	.347	45-133	.338	45-56	.804	13	36	49	2.3	25-0	48	51	3	19	292	13.9
2022-23	UOP	33-7	661/20.0	114-270	.422	42-123	.341	70-81	.864	17	69	86	2.6	67-0	50	41	0	17	340	10.3
TOTAL FOR UTSA		47-30	1099/23.4	168-458	.367	69-197	.350	73-97	.753	51	70	121	2.6	69-1	88	72	6	38	478	10.2
TOTAL		80-37	1759/22.0	282-728	.387	111-320	.347	143-178	.803	68	139	207	2.6	136-1	138	113	6	55	818	10.2



2 • CARLTON LINGUARD JR.

7-0 • 225 • Redshirt Senior - TR • Center

San Antonio, Texas (Stevens HS/Temple CC/Kansas State)

SENIOR (2022-23)

Did not see action during his year in residence after transferring from Kansas State ... Earned NABC Honors Court accolades and was named to the Conference USA Commissioner's Honor Roll.

PRIOR TO UTSA

Played the 2020-21 and 2021-22 seasons at Kansas State, following a season at Temple College in 2019-20. He played in 15 games with two starts in 2021-22 at K-State, with 1.3 points and 1.3 rebounds per game while coming off injuries that limited him to 17 games as a sophomore in 2020-21. He averaged 2.2 points and 1.3 rebounds per game in 113 minutes as a sophomore in 2020-21, including sinking 4 of 11 3-point tries. Linguard went to Manhattan, Kan., after a decorated season at Temple College in 2019-20, where he was ranked as the 12th best junior college prospect in the nation according to 247Sports. He helped Temple to a 24-7 record, where he averaged 13.3 points – on 51.4 percent shooting and 9 of 34 from deep – with 9.5 rebounds and 3.6 blocks per game in 30 outings. He shot 70.1 percent from the charity stripe, while leading the team in total blocks, blocks per game, total rebounds and offensive rebounds. Linguard had 12 double-doubles, including a win that saw him go for 28 points, 17 rebounds and four blocks. He scored in double figures in 25 of 30 games, had double figure boards in 13 games and at least four blocks in 15 outings, including an 11-block outing.

HIGH SCHOOL

He was a three-year letterwinner and a two-year starter at Stevens High School, helping lead the Falcons to 39 wins and consecutive trips to the UIL Class 6A State Tournament over his final two years. He averaged 13 points and 7.5 rebounds as a junior and senior with 16 double-doubles, earning first-team all-district honors and second-team all-academic honors as a senior in 2018-19. As a senior, he averaged 15.3 points, 7.5 rebounds and 1.3 blocks in 31 games for Coach Michael Raynes.

PERSONAL

Born on July 24, 2001 in Durham, N.C., to parents Carlton Linguard Jr. and Latrisha Brown. He has a sister, Candace ... majoring in Multidisciplinary Studies.

CAREER HIGHS

POINTS ----- 10
at Iowa State (12/15/20)

REBOUNDS ----- 5
at West Virginia (1/8/22)

ASSISTS ----- 1
3 times, Last:
at Texas (1/16/21)

STEALS ----- 1
4 times

BLOCKS ----- 3
at West Virginia (1/8/22)

FIELD GOALS MADE ----- 4
at Iowa State (12/15/20)

FIELD GOALS ATTEMPTED ----- 7
vs. Jacksonville (12/21/20)

3-POINT FIELD GOALS MADE --- 2
at Iowa State (12/15/20)

3-POINT FIELD GOAL ATTEMPTS --- 2
at Iowa State (12/15/20)

FREE THROWS MADE ----- 2
vs. Baylor (2/9/22)
vs. Texas (1/4/22)

FREE THROWS ATTEMPTED ----- 4
at Texas (1/18/22)

LINGUARD'S CAREER STATS

SEASON	TEAM	GP-GS	MIN/AVG	Field Goals		3-Point		F-Throws		Rebounds				Scoring							
				FG-FGA	FG%	3FG-3FGA	3FG%	FT-FTA	FT%	OFF	DEF	TOT	AVG	PF	FO	A	TO	BLK	STL	PTS	AVG
2020-21	KState	17-0	113/6.6	16-35	.457	4-11	.364	2-4	.500	7	15	22	1.3	12-0	3	5	2	2	38	2.2	
2021-22	KState	15-2	122/8.1	7-19	.368	0-4	.000	6-11	.545	10	9	19	1.3	14-0	0	3	6	2	20	1.3	
TOTAL FOR UTSA		0-0	0/0.0	0-0	.000	0-0	.000	0-0	.000	0	0	0	0.0	0-0	0	0	0	0	0	0	0
TOTAL		32-2	235/7.3	23-54	.426	4-15	.267	8-15	.533	17	24	41	1.3	26-0	3	8	8	4	58	1.8	



0 • NAZAR MAHMOUD

6-5 • 180 • Freshman - HS • Guard

Leander, Texas (Spring Creek Academy)

HIGH SCHOOL

Rated as a three-star player by Rivals and 247Sports, garnering a No. 37 shooting guard ranking from 247Sports ... Graduated from Spring Creek Academy in Plano, Texas, helping the Spartans to a 26-4 record during his senior year, while shooting 42 percent from the floor and 36 percent from the arc for a 20.6 point per game average ... Also contributed nearly five (5) rebounds and two (2) assists per outing during his senior season ... earned 2023 first-team All-Southwest Athletic Interscholastic Conference (SWAIC) honors ... also played two years of high school basketball at Rouse High School in Leander, Texas, where he averaged 17.9 points and 4.8 rebounds as a junior and was named the District 25-5A Offensive MVP, earned Academic All-District honors and was a member of the Texas Association of Basketball Coaches (TABC) All-State team ... as a sophomore, he averaged 15.7 points and 5.0 rebounds, garnering a spot on the 25-5A All-District first team ... also played AAU ball with Southern Assault and previously competed in the Peach Jam while playing for JL3 Elite.

PERSONAL

Originally from Leander, Texas and was born in Houston ... majoring in Business Studies ... he is the son of Hisham Mahmoud and Sahar Ahmed ... has three siblings; a brother, Zee, and two sisters, Jenan and Razan ... His parents immigrated from Sudan and it serves as a source of motivation to be an excellent student-athlete.

CAREER HIGHS

POINTS

REBOUNDS

ASSISTS

STEALS

BLOCKS

FIELD GOALS MADE

FIELD GOALS ATTEMPTED

3-POINT FIELD GOALS MADE

3-POINT FIELD GOALS ATTEMPTS

FREE THROWS MADE

FREE THROWS ATTEMPTED



12 • JOSH REID

6-7 • 220 • Junior - TR • Forward

Havelock, N.C.

(Village Christian Academy / Miami-Dade College / Gulf Coast College)

PRIOR TO UTSA

Played two seasons at Gulf Coast College in Panama City, Florida... saw 28 games of action with 20 starts for the Commodores in 2022-23 ... shot 45 percent from the field and 37.4 percent from long range, scoring 10.3 ppg ... logged 6.4 rpg with 42 assists and 34 steals ... shot 76.3 percent at the free throw line ... during his first year in Panama City, played in 25 games with 2.7 ppg, 2.1 rpg, 16 assists and 11 steals ... before GCC, played one season at Miami-Dade College in 2020-21, appearing in 17 games for the Sharks with one start ... shot 40 percent from the floor and 39.3 from three, averaging 7.8 points per game ... averaged 4.8 rebounds per game with 15 steals and 12 assists.

HIGH SCHOOL

Graduated in 2020 from Village Christian Academy in Fayetteville, North Carolina, where he played for current UTSA assistant coach Kurtis Darden ... was a member of the VCA's NCISAA 3-A State Runner-up team ... played club basketball for Team John Wall elite.

PERSONAL

Born Feb. 11 in North Carolina ... majoring in Multidisciplinary Studies and is interested in Business and Marketing ... the son of Audris Reid and Emanuel Reid ... has a brother, Brandon, and a sister, Jazalyn.

CAREER HIGHS

POINTS

REBOUNDS

ASSISTS

STEALS

BLOCKS

FIELD GOALS MADE

FIELD GOALS ATTEMPTED

3-POINT FIELD GOALS MADE

3-POINT FIELD GOALS ATTEMPTS

FREE THROWS MADE

FREE THROWS ATTEMPTED



20 • JUAN REYNA

6-3 • 185 • Junior - TR • Guard

San Antonio, Texas (Duncanville HS/Alabama State/Campbell)

PRIOR TO UTSA

Played one season at Campbell in Buies Creek, North Carolina after starting his collegiate career in 2021-22 at Alabama State in Montgomery, Alabama ... Campbell: In 2022-23, saw action for the Camels in 30-of-34 games, making two starts for the Big South Tournament runner-up ... averaged 5.3 points and 1.1 rebounds in 16.0 minutes ... scored in double-figures six times, highlighted by a colossal 27-point effort vs. Kennesaw State (Nov. 20, 2022), shooting 7-for-10 from the floor with 9-for-9 shooting at the line in 26 minutes ... also scored 14 in victories at USC Upstate (Jan. 11, 2023) and at home vs. USC Upstate (Feb. 1, 2023) ... doled out a career-best four assists vs. William Peace (Dec. 14, 2022) ... added 10 points toward the Big South Semifinal victory over Radford (March 4, 2023) ...grabbed five rebounds on three different occasions ... Alabama State: In 2021-22 at Bama State, played 26 games with nine starts, averaging 8.7 points, 1.7 rebounds and 1.0 assists per game on a 21.9-minute average ... shot 42.3 percent from the field, shot 40.4 percent (42-104) from three-point range and 87.2 percent (41-47) from the line, leading the Hornets in FT% and threes ... registered a 25-point night against Grambling (Feb. 5, 2022), shooting 7-of-8 from the field (including 4-for-5 from beyond the arc) and 7-for-7 from the line, grabbing four rebounds with two assists ... also scored 24 at Florida A&M (Feb. 19, 2022) with a 4-for-5 performance on threes ... had a season-best three steals against Southern (March 3, 2022) and three assists at Iowa (Nov. 18, 2021).

HIGH SCHOOL

Graduated from Duncanville High School in Duncanville, Texas after attending Antonian Prep in San Antonio for the first two years – four-year starter ... surpassed 2,000 career points and helped lead DHS to back-to-back UIL 6A State Championships (2020, '21), including a 37-6 finish in 2021 ... averaged 20.8 points and 3.2 assists per game as a senior ... was a four-time All-District honoree and three-time 6A All-State selection – including two appearances as a first-teamer ... at Antonian, he was named the district and TAPPS 6A MVP, helping his squad to a State title ... Club: Played for Drive Nation EYBL AAU team, where he was coached by Jermaine O'Neal and Brandon Espinosa.

PERSONAL

Born July 16 in San Antonio ... the son of Juan Reyna and Dina Barrera ... has two siblings; brother, Emmanuel and sister, Shaila ... majoring in Communication at UTSA.

CAREER HIGHS

POINTS ----- 27
vs. Kennesaw State (11/20/22)

REBOUNDS ----- 5
3 times, last:
vs. William Peace (12/14/22)

ASSISTS ----- 4
vs. William Peace (12/14/22)

STEALS ----- 3
vs. Southern (3/3/22)

BLOCKS ----- 1
vs. USC Upstate (2/1/23)
at Prairie View (1/22/22)

FIELD GOALS MADE ----- 8
at Florida A&M (2/19/22)

FIELD GOALS ATTEMPTED ----- 14
at Florida A&M (2/19/22)

3-POINT FIELD GOALS MADE --- 4
4 times


3-POINT FIELD GOAL ATTEMPTS - 11
vs. Samford (12/8/21)

FREE THROWS MADE ----- 9
vs. Kennesaw State (11/20/22)

FREE THROWS ATTEMPTED ----- 9
vs. Kennesaw State (11/20/22)

REYNA'S CAREER STATS

SEASON	TEAM	GP-GS	MIN/AVG	Field Goals		3-Point		F-Throws		Rebounds				Scoring							
				FG-FGA	FG%	3FG-3FGA	3FG%	FT-FTA	FT%	OFF	DEF	TOT	AVG	PF-FO	A	TO	BLK	STL	PTS	AVG	
2021-22	ALST	27-10	586/21.7	74-174	.425	44-109	.404	43-49	.878	10	33	43	1.6	47-0	27	45	1	10	235	8.7	
2022-23	Campb	30-2	479/16.0	53-137	.387	22-73	.301	30-40	.750	6	27	33	1.1	40-0	27	23	1	17	158	5.3	
TOTAL FOR UTSA		0-0	0/0.0	0-0	.000	0-0	.000	0-0	.000	0	0	0	0.0	0-0	0	0	0	0	0	0	0
TOTAL		57-12	1065/18.7	127-311	.408	66-182	.363	73-89	.820	16	60	76	1.3	87-0	54	68	2	27	393	6.9	



25 • JUSTIN THOMAS

6-7 • 180 • Junior - TR • Guard

Baton Rouge, La.

(Village Christian Academy [N.C.]/Queens [N.C.]/Milwaukee)

PRIOR TO UTSA

Played one season at Milwaukee under coach Bart Lundy, helping the Panthers to a resurgence that generated the best program record in seven years, an impressive 22-12 finish and a quarterfinal appearance in the College Basketball Invitational (CBI) ... appeared in 33 games, earning a spot in the starting lineup on 14 occasions ... averaged 7.3 points, 4.4 rebounds and 3.0 assists per game ... shot 43.2 percent (82-of-190) from the field overall, 42.9 percent (24-of-56) from deep and 68.4 percent (52-of-76) from the free throw line ... scored in double-figures on nine occasions ... finished ninth in the Horizon League in assist/turnover ratio (1.4) ... led the team with 98 total assists and finished 14th in the league ... among key outings, hit the game-winning three-pointer as time expired against UC Davis (Nov. 26) – the play went on to earn the No. 3 spot on ESPN SportsCenter ... put together a season-high performance against SEMO (Nov. 29) with 19 points, nine free throws and 31 minutes played, while grabbing a career-best 13-rebound performance ... chipped in nine points, five rebounds and three assists in the CBI quarterfinals against Charlotte (March 20) ... before MKE, played one season at Navarro College in Corsicana, Texas, working his way into a starting role by the end of his 28-game season with the Bulldogs ... shot 44 percent to average 12.6 points per game at Navarro, also contributing 5.1 rebounds, 2.1 assists, 1.8 steals and 1.2 blocks per contest ... scored in double-figures 20 times, putting up 28 points against Tyler and 26 points versus Bossier Parish to top his performances ... began his collegiate career at Division II Queens University of Charlotte in North Carolina in his first stint playing under Lundy ... shot 70 percent (21-of-30) from the field, 57.1 percent from the arc and 85.7 percent at the free throw line, but only saw limited time - averaging 8.7 points and 1.5 rebounds for the 23rd-ranked Royals.

HIGH SCHOOL

Finished his prep career at Village Christian Academy in Fayetteville, North Carolina, playing under current UTSA assistant coach Kurtis Darden ... helped lead the Knights to a 22-6 record as a senior and consecutive NCISAA 3-A State Championship runner-up finishes ... 2020 NCISAA 3A All-State honoree ... second on the team in scoring as a senior and was rated a three-star prospect by Rivals and 247Sports out of high school – ranking as one of the Tarheel State's Top-10 rated high school recruits from the Class of 2020 by multiple services.

PERSONAL

Nicknamed JT, was born on June 4 in Baton Rouge, Louisiana ... the son of Ronetta Thomas ... has three brothers; Quinton, Joshua and Julian ... majoring in Multidisciplinary Studies at UTSA ... his brother, Quinton played four seasons of DI college basketball, logging 48 games at Nicholls State and 41 games at Southeastern Louisiana.

CAREER HIGHS

POINTS----- 19
vs. Southeast Mo. State (11/28/22)

REBOUNDS ----- 13
vs. Southeast Mo. State (11/28/22)

ASSISTS ----- 8
vs. Northern Kentucky (1/12/23)

STEALS ----- 4
vs. UC Davis (11/26/22)

BLOCKS ----- 3
at Wright State (1/26/23)

FIELD GOALS MADE ----- 6 (2x)
[DII] at Coker (1/4/21)
[DII] vs. George Mason (11/26/20)
----- [DI] 5
4 times

FIELD GOALS ATTEMPTED ----- 10
3 times, last:
vs. Oakland (2/11/23)

3-POINT FIELD GOALS MADE --- 3
vs. St. Thomas [Minn.] (11/23/22)

3-POINT FIELD GOAL ATTEMPTS --- 5
at Cleveland State (1/5/23)

FREE THROWS MADE ----- 9
vs. Southeast Mo. State (11/28/22)

FREE THROWS ATTEMPTED ---- 11
vs. Southeast Mo. State (11/28/22)

THOMAS' CAREER STATS

				Field Goals		3-Point		F-Throws		Rebounds				Scoring						
SEASON	TEAM	GP-GS	MIN/AVG	FG-FGA	FG%	3FG-3FGA	3FG%	FT-FTA	FT%	OFF	DEF	TOT	AVG	PF-FO	A	TO	BLK	STL	PTS	AVG
2020-21	Queens	6-0	104/17.4	21-30	.700	4-7	.571	6-7	.857	1	8	9	1.5	8-0	3	6	1	8	52	8.7
2022-23	MKE	33-14	901/27.3	82-190	.432	24-56	.429	52-76	.684	20	126	146	4.4	70-1	98	69	19	40	240	7.3
TOTAL FOR UTSA		0-0	0/0.0	0-0	.000	0-0	.000	0-0	.000	0	0	0	0.0	0-0	0	0	0	0	0	0.0
TOTAL		39-14	1006/25.8	103-220	.468	28-63	.444	58-83	.699	21	134	155	4.0	78-1	101	75	20	48	292	7.5



22 • CHRISTIAN TUCKER

6-3 • 178 • Junior - 2L • Guard

Chandler, Ariz. (Gilbert Perry HS)

SOPHOMORE (2022-23)

Appeared in 30 games during his second season as a guard for the Roadrunners, making six starts ... averaged 15.0 minutes, 4.8 points, 1.4 assists and 1.5 rebounds per game, logging 14 steals and seven blocks on the year ... shot 48.2 percent from the floor and 34.6 from the arc with nine triples ... scored in double-figures five times ... drained 5-of-8, including 3-of-5 from long range for a career-high 13 points against Louisiana Tech at the Convo (Jan. 28) while doling out a season-best five assists ... in a career-topping 32 minutes of the 95-91 win at FIU (Feb. 25), matched his new career scoring mark at 13 points, while also snagging a career-best four steals against the Panthers ... notched a career-best 9-of-10 free throws against Bethune Cookman (Dec. 18) ... also logged 11 points on 4-for-7 shooting against Florida Atlantic (Jan. 19) ... played 30 minutes or more in five games.

FRESHMAN (2021-22)

Played in 25 games with six starts in his collegiate debut ... averaged 15.3 minutes, 3.4 points, 1.7 rebounds and 1.2 assists per game ... shot 29.6 percent from the field and 16.7 percent from range ... connected on 5 of 30 3-pointers ... shot 76.7 percent from the free-throw line ... scored in double figures twice ... finished with 11 steals and seven blocks ... had a 29-29 assist-turnover ratio ... made collegiate debut with 12 minutes vs. Texas A&M-Commerce, going for three points with a steal ... had nine points, including 6 of 7 from the free-throw line, with two blocks in 12 minutes vs. Lamar ... had five points in 18 minutes vs. St. Mary's ... Went for 12 points, two assists and two steals in 29 minutes at Illinois State, hitting 6 of 10 from the line ... made first career start with five points, six assists and nine rebounds in 24 minutes vs. Dallas Christian ... had four points, four rebounds and two assists in 24 minutes in his first league start vs. Southern Miss ... also made starts vs. Louisiana Tech, at Old Dominion, at Charlotte and vs. UAB ... had 10 points at Charlotte in a career-high 30 minutes ... played 22 minutes vs. UAB.

HIGH SCHOOL

Prepped at Gilbert Perry High School in Chandler, Ariz., for coach Sam Duane ... averaged 16 points, five assists and five rebounds while leading Gilbert Perry to the regional championship ... named first-team all region as a senior and earned honorable mention all-state honors ... tabbed to the All-Underclassmen first-team as a sophomore.

PERSONAL

Son of Kevin and Rachell Tucker ... born on May 6 in Los Angeles, Calif. ... has an older brother ... father played basketball at Northern Arizona and Grand Canyon ... father later served as the director of security for the Phoenix Suns, Portland Trailblazers, the NBAPA and the Rams ... Majoring in Communications and is interested in a sports broadcasting career.

CAREER HIGHS

POINTS ----- 13
at FIU (2/25/23)
vs. Louisiana Tech (1/28/23)

REBOUNDS ----- 9
vs. Dallas Christian (1/3/22)

ASSISTS ----- 6
vs. Dallas Christian (1/3/22)

STEALS ----- 4
at FIU (2/25/23)

BLOCKS ----- 2
vs. Lamar University (11/24/21)

FIELD GOALS MADE ----- 5
vs. Louisiana Tech (1/28/23)

FIELD GOALS ATTEMPTED ----- 14
at Charlotte (1/15/22)

3-POINT FIELD GOALS MADE --- 3
vs. Louisiana Tech (1/28/23)


3-POINT FIELD GOAL ATTEMPTS -- 7
at Charlotte (1/15/22)

FREE THROWS MADE ----- 9
vs. Bethune-Cookman (12/18/22)

FREE THROWS ATTEMPTED -- 10 (2x)
vs. Bethune-Cookman (12/18/22)
at Illinois State (12/21/21)

TUCKER'S CAREER STATS

SEASON	TEAM	GP-GS	MIN/AVG	Field Goals		3-Point		F-Throws		Rebounds				Scoring						
				FG-FGA	FG%	3FG-3FGA	3FG%	FT-FTA	FT%	OFF	DEF	TOT	AVG	PF-FO	A	TO	BLK	STL	PTS	AVG
2021-22	UTSA	26-6	383/14.7	24-81	.296	5-30	.167	33-43	.767	4	39	43	1.7	31-0	29	29	7	11	86	3.3
2022-23	UTSA	30-6	451/15.0	41-85	.482	9-26	.346	52-67	.776	9	37	46	1.5	40-1	41	32	7	14	143	4.8
TOTAL		56-12	833/14.9	65-166	.392	14-56	.250	85-110	.773	13	76	89	1.6	71-1	70	61	14	25	229	4.1



11 • ISAIAH WYATT

6-4 • 220 • Redshirt Junior - TR • Guard/Forward

Toledo, Ohio

(N. Crowley HS/McClennan CC/SW Christian CC/Chadron State)

PRIOR TO UTSA

Played the 2022-23 season at NCAA Division II Chadron State in northwestern Nebraska under coach Shane Paben, helping the Eagles to a 19-10 record ...earned All-Rocky Mountain Athletic Conference (RMAC) honors after leading the Eagles with 15.2 points per outing through 29 starts ... scored in double digits in 25 contests ... shot 45.1 percent from the field and led the RMAC in three-point shooting with a 46.9-percent average beyond the arc, hitting a league second-best 2.8 threes per contest ... also shot .773 from the free throw line ... averaged 5.3 rebounds per game, the second-best for CSC, while also registering 48 assists and 26 steals ... before Chadron State, played 47 games for Southwestern Christian just east of Dallas, making 46 starts and averaging 18.6 points per game ... At SWCC, racked up 6.9 rebounds and 2.3 assists per game, while shooting 50.6 percent from the field and 44.8 percent from long range ... also played at Waco's McClennan Community College.

HIGH SCHOOL

Prepped at Fort Worth's North Crowley High School, where he earned All-Conference first team, All-District 4-6A first team, All-Region 1 and All-Regional Tournament honors, appearing in the Texas All-Star Game as a senior ... averaged 12.1 points, four rebounds, three assists and 1.5 steals per game playing for coach Tommy Brakel ... helped the Panthers to a 34-4 overall record, a 16-0 league record for the District 4-6A Championship and an appearance in the 6A Regional Quarterfinals to close out his senior season.

PERSONAL

Born in Toledo, Ohio on January 30 ... is the son of Clifford Wyatt ... has two brothers, Velton Nichols and Damontrei Cochran ... majoring in Multidisciplinary Studies at UTSA and is interested in a career in journalism.

CAREER HIGHS

POINTS-----**23 (2x)**
 [DII] vs. Fort Lewis (1/13/23)
 [DII] vs. Ecclesia (11/26/22)

REBOUNDS -----**14**
 [DII] at Westminster [UT] (1/7/23)

ASSISTS -----**4**
 [DII] 4 times

STEALS -----**3 (2x)**
 [DII] at N.M. Highlands (2/10/23)
 [DII] vs. CSU Pueblo (12/02/22)

BLOCKS -----**2**
 [DII] vs. Western Colorado (2/2/23)

FIELD GOALS MADE -----**8**
 [DII] vs. Ecclesia (11/26/22)

FIELD GOALS ATTEMPTED -----**17**
 [DII] at Western Colorado (12/9/22)

3-POINT FIELD GOALS MADE ---**7**
 [DII] vs. Ecclesia (11/26/22)

3-POINT FIELD GOAL ATTEMPTS --**10**
 2 times
 [DII] vs. Ecclesia (11/26/22)
 [DII] vs. Jarvis Christian (11/25/22)

FREE THROWS MADE -----**8**
 [DII] vs. Jarvis Christian (11/25/22)

FREE THROWS ATTEMPTED -----**8**
 [DII] vs. Jarvis Christian (11/25/22)

WYATT'S CAREER STATS

		Field Goals		3-Point		F-Throws		Rebounds				Scoring								
SEASON	TEAM	GP-GS	MIN/AVG	FG-FGA	FG%	3FG-3FGA	3FG%	FT-FTA	FT%	OFF	DEF	TOT	AVG	PF-FO	A	TO	BLK	STL	PTS	AVG
2022-23	Chad	29-29	942/32.5	151-334	.452	82-174	.471	58-75	.773	25	128	153	5.3	30-0	48	31	10	26	442	15.2
TOTAL FOR UTSA		0-0	0/0.0	0-0	.000	0-0	.000	0-0	.000	0	0	0	0.0	0-0	0	0	0	0	0	0.0
TOTAL		29-29	942/32.5	151-334	.452	82-174	.471	58-75	.773	25	128	153	5.3	30-0	48	31	10	26	442	15.2

2022-23 UTSA Roadrunners




Front Row (from left to right): Adante' Holiman (5), Jordan Ivy-Curry (1), J.P. Lewis (GA), J.R. Harris (VC), Mike Peck (AHC), Steve Henson (HC), Adam Hood (AC), Kurtis Darden (AC), Chris Artis (DOBO), David Strother (GA), Juan Reyna (20), Christian Tucker (22).
Back Row (L to R): Joshua Washington (S&C), Gerald Rios (MGR), Christian Gonzalez (MGR), Michael Frietas (MGR), Isaiah Wyatt (11), Nazar Mahmoud (0), PJ Carter (21), Chandler Cuthrell (10), Trey Edmonds (3), Carlton Linguard Jr. (2), Massal Diouf (14), Dre Fuller Jr. (4), Josh Reid (12), Justin Thomas (25), Blessing Adesipe (23), Jed Setamou (MGR), Azeem Solani (MGR), Jiana Hook (AT).

Coaching Staff



(from left to right): Graduate Assistant J.P. Lewis, Video Coordinator J.R. Harris, Associate Head Coach Mike Peck, Head Coach Steve Henson, Assistant Coach Adam Hood, Assistant Coach Kurtis Darden, Director of Basketball Operations Chris Artis, Graduate Assistant David Strother.



Head Coach

STEVE HENSON

Kansas State • 1990
Eighth Season
99-123 Overall in Seven Seasons

✕ @CoachHensonUTSA

FAST PACED. EXCITING. HARD-NOSED. TOUGH. FUN.

Those are just a few of the adjectives used to describe UTSA men's basketball head coach Steve Henson's style of play.

Henson is in his eighth year leading the Roadrunners in 2023-24. He was named the sixth head men's basketball coach in UTSA history on April 1, 2016. In his seven seasons, Henson – the 2017-18 C-USA Coach of the Year – has implemented an exciting brand of basketball that produced the program's best seasons of UTSA's tenure in Conference USA.

The Roadrunners enter their inaugural season in the American Athletic Conference with almost entirely new personnel, with a retooled roster to meet the moment of this new era for UTSA basketball.

Henson's teams have been highlighted over the last few years by the dynamic play of scoring dynamos in guards Jhivvan Jackson and Keaton Wallace. The duo formed the second-highest scoring pair from a single recruiting class in college basketball history and ranked No. 1 and No. 2 in school annals in total scoring. Jackson – the only three-time scoring champ in Conference USA league history – finished his career as the 52nd all-time scorer in collegiate basketball and Wallace checked in No. 452.

The pair kept scoreboard operators busy throughout their careers and finished in 2020-21 in helping lead UTSA to a 15-11 record and a 9-7 mark in conference play. UTSA won 10 of its final 13 games, while ranking in the top 40 in college basketball in scoring offense and total rebounds per game.

UTSA ranked among the nation's top 40 teams in pace of play four times in the last seven years, checking in No. 37 in 2020-21, No. 24 in 2019-20, No. 19 in 2018-19 and No. 29 in 2017-18.

In 2019-20, Henson's club continued to progress under his tutelage, including the play of Jackson and Wallace. A pair of elite scoring threats, Henson's system was tailor made for the dynamic duo, allowing the freedom for the guards to loft 3-pointers and sprint up and down the floor. Jackson finished the year ranked second in the NCAA with 27.2 points per game, lighting up scoreboards throughout the nation en route to All-Conference USA honors.

In Henson's third season at the helm, he helped direct the Roadrunners to a bevy of accomplishments. UTSA finished 17-15 and 11-7 in C-USA play, earning a tie for second in the league standings and a No. 4 seed in the league championships. It marked the highest tournament seed for the Roadrunners since 2005.

The 2018-19 successes were buoyed by the dynamic scoring sophomores, Jackson and Wallace. The pair led the nation in scoring among backcourts, with Jackson winning the league scoring title with 22.9 points per game, and Wallace adding 20.2. Jackson earned first-team All-District honors from the NABC and the USBWA and first-team all-conference honors by the league coaches and media.

Wallace was tabbed first-team All-District by the NABC and second-team by the league coaches. The pair put on a show throughout the season, with Jackson totaling 23 games of at least 20 points over his 24 starts, while recovering from a season-ending injury as a freshman and returning on a minutes-restriction for his first five games. Jackson upped his averages from the prior year in each category, including scoring (18.4 ppg to 22.9), rebounds per game (3.2 to 4.1), free-throw percentage (76.8 to 84.6), assists per game (1.8 to 2.4) and steals per game (1.0 to 1.2). Wallace shined throughout, moving from 11.4 points per game as a freshman to 20.2 in his encore season. He improved his rebounding mark from 3.1 to 5.0, his free-throw shooting percentage (74.2 to 85.6), 3-point shooting percentage (33.2 to 38.2) and his steals per game (0.8 to 1.3). Wallace set the program single-season mark for threes made, with Jackson owning the second-most in school history.

Among the highlights of Henson's third campaign included a school record for the largest comeback, as the Roadrunners thrilled a Convocation Center crowd to rally from down 18 points with just over four minutes remaining vs. league champion Old Dominion, winning it on Wallace's last second trey from the corner. It marked the second-largest comeback in NCAA history at the time. UTSA sported a seven-game winning streak midway through the year, its longest in 30 years.

The 2018-19 Roadrunners ranked 20th in the NCAA in pace of play according to KenPom, good enough for third in C-USA and third in the state of Texas.

UTSA finished its 2018-19 season with an 11-4 home record UTSA had the second largest home winning streak in program history (eight).

UTSA also rode career scoring outings from Jackson and Wallace, with Jackson sporting 46 points at WKU, the most points scored in a game in C-USA history. Two nights later, Wallace went for 45 points at Marshall, the second-most in league annals.

The 2017-18 season, Henson's second season in San Antonio, proved to be one of the Roadrunners' most successful of the decade. The team finished 20-15 overall, including an 11-7 C-USA record, a 12-4 home mark and only the program's second postseason victory. The Roadrunners placed fifth in the C-USA standings, defeated UTEP in the opening round of the league tournament, then earned an invitation to the 2018 CollegenInsider.com Postseason Tournament (CIT) where they hosted and defeated Lamar before bowing out in the event's quarterfinal.

In addition to the 20 wins, which were the most for UTSA since the 2010-11 season, the program ranked sixth in the NCAA with an average of 28.9 defensive rebounds per game, 13th in overall rebounding at 39.8 per game, 16th with 353 made 3-pointers and in the top 20 percent with a scoring average of 78.3 points per game. Among C-USA teams UTSA ranked third in scoring, tops in rebounding and 3-pointers made per game (10.1) along with second in defensive field goal percentage (41.6).

Individually, the Roadrunners collected numerous awards throughout the season and postseason. Henson was named the 2017-18 Conference USA Gene Bartow Coach of the Year and the NABC District 11 Coach of the Year; Jackson was named the C-USA Freshman of the Year, Second Team All-Conference USA, All-Freshman Team and also garnered seven Freshman of the Week plaudits; Deon Lyle earned C-USA Sixth Player of the Year honors and Wallace was named to the C-USA All-Freshman team along with picking up three C-USA Freshman of the Week awards. Moreover, Jackson set the UTSA freshman scoring record with 534 points, while also ranking as the sixth-leading frosh scorer in the NCAA, while Lyle tied the UTSA single-season 3-point record with 96, which ranked 44th in the nation.

The Henson File

COACHING EXPERIENCE

2016-Present: Head Coach, UTSA
 2011-16: Assistant Coach, Oklahoma
 2004-11: Assistant Coach, UNLV
 2003-04: Assistant Coach, South Florida
 2002-03: Assistant Coach, Atlanta Hawks
 2001-02: Advance Scout, Atlanta Hawks
 1999-2000: Assistant Coach, Illinois

CAREER HEAD COACHING RECORD

Overall: 99-123
 Conference: 53-73

PLAYING EXPERIENCE

Professional

1999: Scavolini Pesaro (Italy)
 1999: Detroit Pistons
 1998-99: Panionios (Greece)
 1998: Detroit Pistons
 1997-98: Grand Rapids Hoops (CBA)
 1995-97: Virtus Roma (Italy)
 1994-95: Portland Trail Blazers
 1994: Mexico City Aztecas (CBA)
 1994: Fargo-Moorhead Fever (CBA)
 1993-94: Rapid City Thrillers (CBA)
 1993: Charlotte Hornets
 1992-93: Atlanta Hawks
 1992: La Crosse Catbirds (CBA)
 1990-92: Milwaukee Bucks

Collegiate

1986-90: Kansas State

High School

1982-86: McPherson [Kan.] High School

PERSONAL DATA

Birthplace: Junction City, Kan.
 Wife: Cindy
 Sons: Quinton and Pearson

UTSA also established a home court advantage at the Convocation Center in Henson's first season. The Roadrunners won their first eight home games for the program's best start in San Antonio since the 1991-92 season. UTSA finished the season 11-3 in the Alamo City for its most home wins since the 2010-11 team also went 11-3.

Henson also directed the Roadrunners to one of the most improved defensive teams in the nation. In the year prior to Henson's arrival, UTSA ranked in the bottom five of Division I, allowing opponents to shoot 50.8 percent from the field and 40.8 percent behind the arc en route to 84.3 points per game. Under Henson's tutelage, the Roadrunners cut those numbers down to 43.4 percent shooting from the field, 35 percent behind the arc and just 69.4 points allowed per game. The team's 69.4 points allowed ranked in the top third of Division I and UTSA limited opponents to fewer than 60 points nine times after doing so just once the year prior.

Henson's 2016-17 UTSA squad also ranked among the best in the nation on the glass, where it led Conference USA with 39.2 rebounds per outing, ranking 27th in NCAA. The Roadrunners were particularly effective on the offensive glass and ranked 26th in the nation with 12.9 offensive boards per game. The squad also ranked in the top 100 for total rebounds and defensive rebounds per game.

UTSA saw great contributions from first-year players in 2016-17 as newcomers accounted for three of the team's top four scorers. That group was led by Jeff Beverly, who averaged 15.8 points per game and was a finalist for the Conference USA Newcomer of the Year award. The group also included a pair of freshmen, Giovanni De Nicolao and Byron Frohnen, who were the only freshmen in Conference USA to start all of their team's games during the season. Frohnen averaged 8.5 points and led all league rookies with 6.7 rebounds per game on his way to five double-doubles and C-USA All-Freshman Team honors, while De Nicolao averaged 8.2 points per game, including 9.1 points per outing in league contests.

Henson came to the Alamo City with 15 years of coaching experience — in which his teams posted a winning record 12 times — most recently as an assistant coach under Lon Kruger at Oklahoma.

During his five seasons with the Sooners (2011-16), Henson helped guide the squad to four consecutive 20-win seasons and NCAA Tournament berths, culminating with the program's fifth appearance in the Final Four and its first since 2002. Oklahoma also saw an increase in its win total in each of the final five campaigns with Henson on staff.

Mentoring the Sooners' guards, Henson was instrumental in the development of two-time Big 12 Conference Player of the Year Buddy Hield, who led all Power 5 conference players in scoring during the 2015-16 season at 25.0 points per game and captured the Big 12 scoring record with 2,291 career points, which also ranked second in Oklahoma history. Additionally, Hield earned the Oscar Robertson Trophy, the Naismith College Player of the Year Award, the John R. Wooden Award and he was named the Sporting News Player of the Year. Hield also took home the Jerry West Award (nation's top shooting guard) and he was a finalist for the Senior CLASS Award. Following the season, Hield was selected No. 6 overall by the New Orleans Pelicans in the NBA Draft.

Prior to his time in Norman, Henson spent seven seasons with Kruger at UNLV (2004-11) and he aided the Runnin' Rebels to a 161-71 (.694) record, six postseason appearances (four NCAA Tournaments) and a pair of Mountain West Conference Tournament titles. UNLV averaged 23 wins per year during his time and following a 30-7 mark and a run to the 2007 Sweet 16, Rivals.com recognized Henson as one of the top 25 assistant coaches in the nation.

Statistically, the 2017-18 Roadrunners improved in 15 categories over the previous season, including a plus-80 RPI improvement, a plus-22 increase in points per game and increases of at least five percentage points in both overall field goal percentage and 3-point field goal percentage. Additionally, each of the seven returners increased their overall field goal percentage, six increased their points per game, five their rebounds per game and four their 3-point field goal percentage.

In 2016-17, Henson's first season directing the Roadrunners, the program more than doubled its win total from the year prior from five to 14. Included in the 14 wins were a school record-tying eight Conference USA victories, the program's first C-USA tournament win and a triumph over I-35 rival Texas State. Moreover, UTSA defeated three of the C-USA's top four team with its wins over Louisiana Tech, Old Dominion and UTEP.

HEAD COACH STEVE HENSON

Henson spent a season as an assistant coach at South Florida (2003-04) following a two-year stint in the NBA as a member of the Atlanta Hawks staff. He served as an advance scout for the 2001-02 campaign and made the move to the bench as an assistant coach for the 2002-03 season.

Henson got his start in coaching under Kruger as an assistant at Illinois (1999-2000) when he helped the Illini to a 22-10 record and an NCAA Tournament berth.

A native of McPherson, Kan., Henson was a four-year starting point guard at Kansas State from 1986-90. He earned All-Big Eight Conference honors as a junior and senior and also was named an honorable mention All-American and team captain during each of his final two seasons. He was the first player in school history to play in four consecutive NCAA Tournaments and as a sophomore in 1987-88, he helped guide the Wildcats to a 25-9 record and a spot in the Elite Eight.

Henson led Kansas State in scoring his final two years by averaging 18.5 points per game as a junior and 17.4 points per game as a senior. He holds three of the top four single-season free throw percentages in school history, including an NCAA-leading .925 mark as a sophomore, while he finished second in the country as a junior (.920). He also notched a school-record 48 consecutive made free throws in 1987-88.

He still holds all-time program records for career assists (582), assists per game (4.58), assists in a season (186), assists in a game (12), free-throw percentage (.900), minutes played (4,474), minutes per game (35.2), starts (118) and consecutive starts (118). Henson ranks among the best in school annals in 10 other categories, including 3-point field goals (240/2nd), 3-point field goal percentage (.447/2nd), steals (190/4th), 3-point field goal attempts (537/6th), free throws (361/4th), assist-to-turnover ratio (1.98/4th), scoring (1,655/7th), games played (127/7th), consecutive games played (127/2nd) and field goals (527/9th).

Henson also was a decathlete at Kansas State, placing third as a sophomore and junior at the Big Eight Championships. As a junior at the 1989 league meet, he finished third overall with 6,886 points, winning the javelin and high jump and placing second in the discus, pole vault and 1,500-meter run. Henson was named to the Kansas State All-Century Team that was selected in February 2003 and he was inducted into the Kansas Sports Hall of Fame in October 2009. Additionally, he was inducted into the Kansas State Athletics Hall of Fame in October 2013.

After graduating from Kansas State in 1990 with a degree in human movement, he was picked by the Milwaukee Bucks in the second round of the 1990 NBA Draft with the 44th overall selection. Henson played for the Bucks, Hawks, Charlotte Hornets, Portland Trail Blazers and Detroit Pistons during his seven-year NBA career as well as two seasons in Italy with additional stops in the Continental Basketball Association (CBA) and Greece for a total of nine professional seasons.

Prior to his time in Manhattan, Kan., Henson was a two-time first-team all-state selection at McPherson High School, where he played for his father, Mike, and he was named Mr. Basketball for the state of Kansas in 1986. In addition, Henson was a Junior Olympic National Champion in both the decathlon and high jump and a Kansas high school state champion in both the javelin and high jump.

He and his wife, Cindy, have two sons, Quinton and Pearson.



Named the sixth head coach in program history on April 1, 2016, Steve Henson is the only American Athletic Conference head coach to have both played and coached in the NBA. Henson was drafted in the second round by the Milwaukee Bucks in 1990 and he went on to play nine professional seasons in the NBA, CBA and overseas. He then spent time with the Atlanta Hawks as both an advance scout and assistant coach.





Associate Head Coach

MIKE PECK

Northwood University • 1993
Eighth Season

✕ @CoachMikePeck

The 2023-24 season is Mike Peck's eighth as associate head coach on Steve Henson's staff at UTSA. Peck is UTSA's defensive coordinator and works with the post players, while also assisting in game preparation and all aspects of the Roadrunner program.

A native of Gaylord, Mich., Peck's impact on the Roadrunners is immense, shining over the last four seasons with dynamic guard play from standouts Jhivvan Jackson and Keaton Wallace. The pair finished their careers as two of the top scorers in NCAA history and the tops in UTSA annals, while ranking as the No. 2 duo of any recruiting class in college basketball history.

UTSA wrapped up the careers of Jackson and Wallace in 2020-21 winning 10 of its final 13 games, with Jackson becoming the only three-time scoring champ in league history.

In 2019-20, Jackson finished second in the nation in scoring (26.9 points per game), setting C-USA and UTSA single-season records, in addition to shattering school marks for career and season scoring. Wallace starred alongside Jackson in the backcourt, assuming more point guard duties after the departure of three-year starter Giovanni De Nicolao, and still boasting 18.8 points and 4.5 rebounds per game. Senior wing Byron Frohnen, Peck's first recruit at UTSA, capped his do-it-all career as the program record in career starts, games played and rebounds.

In 2018-19, he helped direct UTSA to a second-place finish in Conference USA with a guard-hefty lineup that featured the nation's top scoring backcourt in Jackson and Wallace. Peck worked directly with the duo as they each averaged over 20 points per game, helping to implement an exciting, fast-paced style of play that saw UTSA rank 19th in the NCAA in pace of play.

In 2017-18, Peck's second season in San Antonio, the Roadrunners produced their most successful season of the decade. The team finished 20-15 overall, including an 11-7 C-USA record, a 12-4 home mark and only the program's second postseason victory. UTSA placed fifth in the C-USA standings, defeated UTEP in the opening round of the league tournament, then earned an invitation to the 2018 CollegenInsider.com Postseason Tournament (CIT) where they hosted and defeated Lamar before bowing out in the event's quarterfinal.

In addition to the 20 wins, which were the most for UTSA since the 2010-11 season, the program ranked sixth in the NCAA with an average of 28.9 defensive rebounds per game, 13th in overall rebounding at 39.8 per game, 16th with 353 made 3-pointers and in the top 20 percent with a scoring average of 78.3 points per game. Among C-USA teams UTSA ranked third in scoring, tops in rebounding and 3-pointers made per game (10.1) along with second in defensive field goal percentage (41.6).

Peck helped the Roadrunners collect numerous awards throughout the season and postseason. Jackson was named the C-USA Freshman of the Year, Second Team All-Conference USA, All-Freshman Team and also garnered seven Freshman of the Week plaudits; forward Deon Lyle earned C-USA Sixth Player of the Year honors and guard Keaton Wallace was named to the C-USA All-Freshman team along with picking up three C-USA Freshman of the Week awards. Moreover, Jackson set the UTSA freshman scoring record with 534 points, while also ranking as the sixth-leading frosh scorer in the NCAA, while Lyle tied the UTSA single-season 3-point record with 96, which ranked 44th in the nation.

In Peck's first season with UTSA, the 2016-17 Roadrunners more than doubled its win total from the year prior from five to 14. Included in the 14 wins were a school record-tying eight Conference USA victories, the program's first C-USA tournament win and a triumph over I-35 rival Texas State. Moreover, UTSA defeated three of the C-USA's top four teams with its

wins over Louisiana Tech, Old Dominion and UTEP.

Peck aided the Roadrunners to one of the best defensive turnarounds in the nation in 2016-17. The team improved its defensive field goal percentage 8.5 percentage points and lowered its points allowed per game by nearly 15.0 points per game. Moreover, the team's 69.4 points allowed ranked in the top third of Division I and UTSA limited opponents to fewer than 60 points nine times after doing so just once the year prior. In addition to its defensive improvement, the 2016-17 squad also ranked among the best in the nation on the glass, where it led Conference USA with 39.2 rebounds per outing, ranking 27th in NCAA.

Peck also helped mentor Jeff Beverly, who averaged 15.8 points per game and was a finalist for the Conference USA Newcomer of the Year award, along with freshmen Giovanni De Nicolao and Byron Frohnen, who were the only freshmen in Conference USA to start all of their team's games during the season. Frohnen averaged 8.5 points and led all league rookies with 6.7 rebounds per game on his way to five double-doubles and C-USA All-Freshman Team honors, while De Nicolao averaged 8.2 points per game, including 9.1 points per outing in league contests.

With coaching experience at the professional, collegiate and high school levels, Peck came to UTSA after spending the 2015-16 season as an assistant coach at Santa Clara. In a short time with the Broncos, he mentored guard K.J. Feagin, who started all but one contest, was second on the team in scoring (11.4 ppg), led the squad in assists (3.8 apg) and earned West Coast Conference All-Freshman Team honors. Prior to that he was the head coach of the Las Vegas Prospects AAU Team in 2015 that competed in the prestigious Nike Elite Youth Basketball League.

Peck spent two seasons as the head coach of the NBA D-League's Idaho Stampede (2012-14), which was the affiliate of the Portland Trail Blazers. He was instrumental in the development of Pierre Jackson, who averaged 29.1 points per game and was named to the Futures All-Star roster for the 2014 NBA D-League All-Star Game. In all, seven of his former players with the Stampede were on NBA rosters, including current Portland starter C.J. McCollum.

Additionally, he assisted the Trail Blazers' NBA Summer League team in 2013 and he coached in a pair of Trail Blazers pre-season training camps.

Peck entered the professional ranks after a six-year stint (2006-12) at Findlay Prep in Henderson, Nev., where he spent the final five years of his tenure as head coach.

During his five seasons at the helm, Peck built the program into a national powerhouse. His teams combined for a 157-8 (.950) record, including a perfect 33-0 season in 2009, three ESPN National High School Championships (2009, '10, '12) and a national runner-up finish (2008).

Peck's teams were ranked in the top 10 of the USA Today and ESPN polls for all five of his seasons and the Pilots produced seven McDonald's All-Americans, seven Jordan Brand All-Americans and eight Parade All-Americans. Peck mentored seven current NBA/NBA D-League players, four of which were first-round picks, including Anthony Bennett, who was the No. 1 overall pick of the Cleveland Cavaliers in the 2013 NBA Draft, and Tristan Thompson, who was taken No. 4 overall by the Cavaliers in 2011.

The winningest coach in program history, Peck became the first inductee of the Findlay Prep Hall of Fame in 2015. In addition to the success of his teams on the court, every graduate of Findlay Prep was an NCAA Division I qualifier for their freshmen year of college.

His success at Findlay Prep came following a three-year tenure at UNLV (2003-06), where he served as the video coordinator and administrative assistant under head coaches Charlie Spoonhour and Lon Kruger.

Peck also was an assistant coach at Saginaw Valley State (1998-2003) and Northwood University (1997-98). He got his start in coaching as the junior varsity head coach at St. Mary Cathedral School in his hometown of Gaylord, Mich., where he guided the Snowbirds to a 20-0 record in his lone season (1994-95) before he joined the Saginaw Valley State staff as a graduate assistant (1996-97).

As a player, Peck was a four-year letterwinner and two-time Academic All-American at Northwood and he graduated magna cum laude with a bachelor's degree in business administration in 1993. He went on to earn a master's degree in education from Saginaw Valley State in 1998.

Peck and his wife, Terri, have a daughter, Madison, and a son, Gavin.



Assistant Coach

ADAM HOOD

**Air Force • 2008
Eighth Season**

X @CoachAHood

The 2023-24 season is Adam Hood's eighth as an assistant coach on Steve Henson's staff at UTSA. Hood is UTSA's offensive coordinator and recruiting coordinator, working directly with the point guards while also handling scheduling and analytics for the Roadrunners.

A native of Mesquite, Texas, and a former standout at Air Force, Hood helped lead the Roadrunners to a second-place finish in Conference USA in 2018-19. The Roadrunners earned their top conference tournament seed in 14 years during an 11-win league slate. UTSA was boosted in its up-tempo style of play by the performance of sophomore guards Jhivvan Jackson and Keaton Wallace, who became the nation's highest scoring backcourt. The pair earned all-district accolades from the NABC.

During the 2019-20 season, the Roadrunners were boosted by its dynamic guard duo, Jackson and Wallace. Jackson finished the year with a C-USA record 26.9 points per game, shattering UTSA career and single-season scoring records during his junior year. During the 2020 offseason, Hood joined the inaugural Coaches 4 Change committee, an organization founded by collegiate coaches who are dedicated to helping their student-athletes, campus and communities.

In 2017-18, Hood's second season in San Antonio, the Roadrunners produced their most successful season of the decade. The team finished 20-15 overall, including an 11-7 C-USA record, a 12-4 home mark and only the program's second postseason victory. UTSA placed fifth in the C-USA standings, defeated UTEP in the opening round of the league tournament, then earned an invitation to the 2018 CollegelInsider.com Postseason Tournament (CIT) where they hosted and defeated Lamar before bowing out in the event's quarterfinal.

In addition to the 20 wins, which were the most for UTSA since the 2010-11 season, the program ranked sixth in the NCAA with an average of 28.9 defensive rebounds per game, 13th in overall rebounding at 39.8 per game, 16th with 353 made 3-pointers and in the top 20 percent with a scoring average of 78.3 points per game. Among C-USA teams UTSA ranked third in scoring, tops in rebounding and 3-pointers made per game (10.1) along with second in defensive field goal percentage (41.6).

Hood helped the Roadrunners collect numerous awards throughout the season and postseason. Jhivvan Jackson, a guard, was named the C-USA Freshman of the Year, Second Team All-Conference USA, All-Freshman Team and also garnered seven Freshman of the Week plaudits; wing/forward Deon Lyle earned C-USA Sixth Player of the Year honors and guard Keaton Wallace was named to the C-USA All-Freshman team along with picking up three C-USA Freshman of the Week awards. Moreover, Jackson set the UTSA freshman scoring record with 534 points, while also ranking as the sixth-leading frosh scorer in the NCAA, while Lyle tied the UTSA single-season 3-point record with 96, which ranked 44th in the nation. Both Jackson and Wallace were Texas-based recruits.

In Hood's first season with UTSA, the 2016-17 Roadrunners more than doubled its win total from the year prior from five to 14. Included in the 14 wins were a school record-tying eight Conference USA victories, the program's first C-USA tournament win and a triumph over I-35 rival Texas State. Moreover, UTSA defeated three of the C-USA's top four team with its wins over Louisiana Tech, Old Dominion and UTEP.

Hood aided the Roadrunners to one of the best defensive turnarounds in the nation in 2016-17. The team improved its defensive field goal percentage 8.5 percentage points and lowered its points allowed per game by nearly 15.0 points per game. Moreover, the team's 69.4 points allowed ranked in the top third of Division I and UTSA limited opponents to fewer than 60 points nine times after doing so just once the year prior. In addition to its defensive improvement, the 2016-17 squad also ranked among the best in the nation on the glass, where it led Conference USA with 39.2 rebounds

per outing, ranking 27th in NCAA.

Hood also helped mentor Jeff Beverly, who averaged 15.8 points per game and was a finalist for the Conference USA Newcomer of the Year award, along with freshmen Giovanni De Nicolao and Byron Frohnen, who were the only freshmen in Conference USA to start all of their team's games during the season. Frohnen averaged 8.5 points and led all league rookies with 6.7 rebounds per game on his way to five double-doubles and C-USA All-Freshman Team honors, while De Nicolao averaged 8.2 points per game, including 9.1 points per outing in league contests.

Hood came to UTSA after spending two seasons (2014-16) as an assistant coach at Columbia, where he served as the recruiting coordinator and coached the team's perimeter players. During his time with the Lions he helped the squad to 38 wins, including a school-record 25-10 mark in 2015-16. Columbia capped the season by winning the CollegelInsider.com Tournament (CIT), which was the first postseason title in program history.

He also played a key role in developing two-time first-team All-Ivy League selection Maodo Lo, who finished his career as Columbia's No. 3 all-time leading scorer, as well as all-conference picks Grant Mullins and Alex Rosenberg.

Prior to his time at Columbia, Hood spent two campaigns (2012-14) at Boston University as a special assistant. There he served as a mentor to the student-athletes and coordinated team travel, scouting and game-day operations. During his tenure with the Terriers, the team captured the 2014 Patriot League Regular Season Championship and collected five all-conference honors in the two-year span. In all, Boston went 41-24 and made back-to-back postseason appearances in the 2013 CIT and 2014 National Invitational Tournament (NIT).

Hood also spent a season (2011-12) as the associate head coach at Thayer (Mass.) Academy and he was a head coach for the Middlesex Magic AAU organization in 2011.

He began his coaching career after he served five years as a commissioned United States Air Force Officer, where he was a project manager for the Aeromedical Division and Airborne Warning and Control System (AWACS).

On the court, Hood was a four-year letterwinner at the United States Air Force Academy and his teams compiled an 84-42 record with an NCAA Tournament appearance in 2006 and a spot in the 2007 NIT semifinals. After leading the team in free-throw percentage during his senior year, Hood graduated in 2008 with a degree in human factors engineering.

Hood and his wife Melinda have a daughter, Denver, and a son, Dallas.





Assistant Coach

KURTIS DARDEN

Pfeiffer • 2003
First season

✕ @VCACoachDarden

Kurtis Darden was announced in late May 2023 as the next assistant coach for the UTSA Roadrunners men's basketball team under head coach Steve Henson. Darden is the Roadrunners' rebounding coordinator and works directly with the bigger wing players.

"We are excited to announce the addition of Kurtis to our staff," Henson said at the time. "He has had a lot of success in his career, on and off the court. In addition to his knowledge of the game, we are really excited about his ability to connect with student-athletes. He has a proven history of excellent relationships with his players and former players."

Darden joined the Roadrunners staff after one season as the director of basketball operations at Campbell University in Buies Creek, N.C. The Camels reached the Big South Championship Game this past season.

"I'm humbled and honored to join the basketball staff and Roadrunner Family," Darden said. "I would like to thank Coach Henson for this opportunity. I've come to know him over the years and have a tremendous respect for the way he runs his program. I look forward to working with the coaching staff, the team and across the athletic department as we transition into the American conference. San Antonio is a special place and my family and I are excited to be a part of the University and this community."

Prior to taking on his first operations role, Darden built up an extensively successful coaching career at the high school level in his hometown of Fayetteville, N.C. Over the course of 12 seasons, Darden's teams racked up a 243-83 record. He joined the Campbell staff fresh off two seasons as head coach at Freedom Christian Academy. Prior to FCA, Darden led Village Christian Academy as head coach since 2010, producing back-to-back NCISAA 2-A state titles in 2016 and 2017 – along with a pair of state runner-up finishes. Darden has been named the 2017 Cape Fear Region Coach of the Year and was a three-time conference Coach of the Year, also selected as head coach of the East squad in the 2019 NCISSA Private School All-Star Game.

Making a name for himself in the Fayetteville community since playing at Seventy-First High School before joining the Campbell Camels ahead of the 1999-2000 season. After one season he transferred to Pfeiffer, graduated in 2003 with a degree in Communications Studies, and was commissioned into the U.S. Air Force.

As an active-duty officer, Darden continued his basketball journey by playing for the All-Air Force team from 2005-08. His teams won the Armed Forces Championship in 2006, 2007 and 2008. That's where Darden first cut his teeth in the coaching world, serving as an assistant coach of the 2011 All-Air Force team that also won the Armed Forces Championship.

Lt. Col. Darden is a veteran who continues to serve his country as an Individual Mobilization Augmentee (IMA) reservist assigned to the Air Force Services Center at Joint Base San Antonio-Lackland.

Darden also has an extensive educational background, earning a master's degree in Physical Education from UNC Pembroke, as well as working through programs in Services Management at the Air Force Institute of Technology, Squadron Officer College and Air Command and Staff College.



Director of Basketball Operations

CHRIS ARTIS

Valparaiso • 1998
First season

✕ @chrisartis5

Joining the Roadrunners from the coaching staff at UIW, Chris Artis was announced as UTSA's director of operations in June 2023. Artis coordinates travel, meals and budgets for the Roadrunners, while also serving some responsibilities in working with the shooting guards.

"Chris is a terrific addition to our program," head coach Steve Henson said at the time of his hire. "He will oversee all our program operations, will be heavily involved in the X's and O's and skill development and assist on the court. He played collegiately and overseas as a professional, and is also an experienced coach. Chris is a high-character man, and I'm very confident he will be a terrific mentor for our players and have a big impact on our program."

Bringing UTSA an extensive basketball history as a player in the collegiate and professional ranks, and as a high school, post-graduate and college coach, Chris Artis joins the Roadrunners after four seasons at Incarnate Word. After starting as the Cardinals' director of basketball operations in April 2019, he moved into an assistant coach role after only one season. Making an early impact, Artis helped UIW improve its conference win total by five victories in his first season, assisting the Cardinals in reaching their highest win total in seven years during the 2022-23 campaign.

"I am excited to join the Roadrunner family," Artis said. "I appreciate Coach Henson for the opportunity to work with this great staff that I've watched work over the last four years. I look forward to working with the staff, the team and the athletic department to push the program forward and bring this team success."

Artis came to UIW from Calumet College of St. Joseph in Whiting, Indiana, marking his second stint with the program. From 2015-19, Artis served as the associate head coach for the Crimson Wave, assisting the team in reaching new heights, as the 2016-17 team earned its second Chicagoland Collegiate Athletic Conference (CCAC) regular-season title and its first NAIA Division II tournament bid. During the 2018-19 campaign, Calumet started with a 12-0 record, earning its highest national ranking at 20th during the campaign.

Prior to his second stretch at Calumet, Artis was promoted to head high school boys basketball coach at Don Bosco Institute in Crown Point, Indiana in 2014-15, after starting as the post-graduate associate head coach in the 2013-14 season when the school was Midwest Elite Preparatory High School. In Artis' two-year stretch, the program sent nine players to NCAA Division I programs and two more to Division II schools.

Artis' first collegiate coaching role was at Calumet, where he served nine seasons as an assistant coach (2004-13). During his third season with the Crimson Wave, Artis helped coach the 2006-07 squad to a 21-7 record, its first CCAC Championship and a No. 26 NAIA Division II ranking. That team produced numerous all-conference players, including Wilfredo Escobar, who later earned All-America honorable mention (2010-11).

Artis enjoyed a noteworthy career as an NCAA DI player at Valparaiso, helping lead the 1995-96 Valpo squad to its first Mid-Continent Conference regular season championship, MCC tournament championship and its first NCAA tournament appearance. As a senior team captain, Artis earned All-Mid-Continent Conference honors, after leading the Crusaders to repeat on both titles and return to the NCAA tournament. After college, his career led him to professional playing opportunities in Australia, Norway, France, and Uruguay.



Video Coordinator

J.R. HARRIS

UTSA • 2019
First Season

The 2023-24 season will be J.R. Harris' first as VC for Steve Henson at UTSA, returning to his alma mater and to a coach he played under. In addition, Harris provides input for skill development for all positions. A former Roadrunner, Harris was announced as the program's video coordinator in June 2023, returning to San Antonio and the UTSA campus after beginning his career in the coaching world.

"It is truly special to bring back former players into the program," head coach Steve Henson said at the time of his announcement. "J.R. was an excellent leader for this program when he played, and he will take charge of all our video responsibilities and be a great asset for our players."

Taking over video coordinator duties for the UTSA program, Harris was among the first Roadrunners to play under Henson; his senior season coinciding with Henson's first at the helm. Harris returns to San Antonio after spending the 2022-23 school year as the head boys basketball coach at Istrouma High School in his hometown of Baton Rouge, La.

"I'm grateful and thankful of Coach Henson for the opportunity to return to my alma mater as video coordinator and skill development," Harris said. "I'm 100 percent committed to the program and to helping the Roadrunners achieve success in any way I can."

Following his playing career, Harris returned home to teach and work in athletic administration at Inspire Academy. Leaning on an extensive basketball career, Harris transitioned his gifts and experience to the coaching world, serving as the assistant coach at Hillsboro, Texas-based Hill College during the 2021-22 season. Harris helped the team achieve a 21-10 regular season record and 9-5 in conference before taking over a dream opportunity to lead the Istrouma Indians.

After starring at Baton Rouge's Southern University Lab School as a District MVP, All-Metro, All-District and All-State player, Harris played two seasons at Iowa-based Indian Hills Community College where he won back-to-back Region 11 regular season and tournament titles before coming to UTSA. Although an injury cut his senior season and career short, Harris played 31 games as a junior, recording 19 consecutive starts to close out the season and rank third on the team with 11.9 ppg – scoring in double figures 19 times. He hit at least five three-pointers in five contests and knocked down 66 from long range that season.

UTSA hosted the South Regional of the 2021-22 NCAA Tournament at the AT&T Center which saw No. 2 seed Villanova advance to the Final Four. San Antonio has been the host site of seven Regionals and four Final Fours. The Roadrunners will host the Final Four again in 2025 at the Alamodome



Graduate Assistant

J.P. LEWIS

Georgia Southern • 2023
First Season

J.P. Lewis joined the Roadrunners' staff at the beginning of the school year and is in his first season as a graduate assistant in 2023-24, after spending one season(2022-23) at Georgia Southern University as a student manager.

With the Roadrunners, Lewis assists with the day-to-day office operations and with on-court activities.

The Beaufort, S.C. native enlisted in the U.S. Army(2010), where he continued his basketball journey by playing for various Army Garrison Teams from 2011-2016. His teams won the USAG-K Championship in 2012 and 2013. Lewis is no stranger to the Lone Star State, having previously coached 13U AAU in San Antonio (2015-2018).

Lewis earned a bachelor's degree in Sport Management from Georgia Southern in 2023 and is working towards a Master's in Management of Technology at UTSA.





Graduate Assistant

DAVID STROTHER

UNC Pembroke • 2022
First Season

David Strother is in his first season at UTSA in 2023-24 as a graduate assistant after joining the Roadrunners' staff at the beginning of the school year. With the Roadrunners, Strother assists with the day-to-day office operations and with on-court activities.

Strother came to San Antonio following two seasons as director of player development at the University of South Carolina Aiken, where he was responsible for preparing student-athletes for personal, academic and athletic development success.

Strother wrapped a five-year playing career with the Pacers before moving into athletic administration. At USC-Aiken, he earned All-Peach Belt Conference honors, helping the program to a 17-12 record and No. seed in the PBC tournament during his lone season in Aiken.

Completing his career with 89 wins, Strother won two Peach Belt Conference championships while playing at UNC Pembroke and went to the NCAA tournament in all three seasons with the Braves. He led the conference in assist-turnover ratio as a freshman and ranked in the top 40 nationally. Strother scored 1,046 points through his 94 games at UNCP, growing his total to 1,473 points, 447 assists and 469 rebounds, following a season each at Old Dominion and USC-Aiken to close out his career.

A native of Lumberton, N.C., Strother earned his undergraduate degree from UNCP in 2022.



Assistant Athletic Trainer

JIANA HOOK

San Diego State • 2016
Third Season

Jiana Hook (MS, LAT, ATC, CES) joined the UTSA Sports Medicine Staff in May 2019 and currently works with men's basketball team while overseeing women's basketball, volleyball and cheer.

Hook is a native of Tucson, Arizona, and graduated from San Diego State in 2016 with her Bachelor of Science in Athletic Training. She then went on to the University of New Mexico to complete her Master of Science in Sports Administration, graduating in 2018.

While completing coursework, she provided athletic training services to the Lobos' softball and football programs. Hook also helped to provide coverage for the Mountain West Baseball Championships, the Mountain West Track and Field Championships and was the liaison for the 2017 New Mexico Bowl.


Hook interned at SMU, primarily working with the women's tennis team but also aided the Mustangs' football program. She also assisted with gameday operations and sideline coverage for all home Dallas Mavericks basketball games as an assistant to the Sports Medicine staff. Hook is certified in National Academy of Sports Medicine-Corrective Exercise Specialist, Sports and Orthopedic Regenerative Dry Needling Level 1 and Personalized Blood Flow Restriction Rehabilitation.

In her free time, Hook enjoys playing golf, spending time with her family, listening to music, being an Elf on the Shelf and says her favorite superhero is God.

Team Managers




**MICHAEL
FREITAS**




**CHRISTIAN
GONZALEZ**



**TAYLOR
GUAJARDO**



**GERALD
RIOS**



**JED
SETAMOU**



**AZEEM
SOHANI**



Vice President/ Athletics Director

LISA CAMPOS

Colorado State

Introduced as UTSA's Vice President for Intercollegiate Athletics and Athletics Director on Nov. 17, 2017, Dr. Lisa Campos has made an immediate and positive impact on the athletics department, university and community during her time in San Antonio.

One of Campos' first tasks upon her hiring was to develop and implement a new strategic plan for the future of UTSA Athletics and align with UTSA President Taylor Eighmy's vision and strategic initiatives for the university. Less than one year later, she introduced the Roadrunner Game Plan, which utilizes three winning values — Excellence, Integrity and Unity — to focus on developing and enhancing the student-athlete experience, creating a culture of excellence, developing resources and uniting the community. The plan's emphasis to develop champions in the classroom, in competition and in life has been evident during her tenure.

In the last four years, UTSA student-athletes have set numerous department records for academic success including achieving an 87% graduation success rate in the most recent report and currently boasting an average team GPA of 3.27 as of the Fall 2022 semester. Additionally, student-athletes have collected more than 200 Conference USA Commissioner's academic medals and over 800 C-USA Honor Roll certificates during her tenure.

Under her leadership, UTSA's sport programs have produced 15 All-Americans and five Academic All-Americans, as well as more than 175 all-conference honors. The Roadrunners have captured 30 individual conference crowns and five team titles in the last four years, including back-to-back C-USA Football Championships.

In her second year at the helm, Campos led a campus-wide collaboration with Brenda Tracy, a sexual assault survivor, public speaker and founder of the national campaign and nonprofit, Set The Expectation. Their work led to UTSA becoming the first university in the nation to implement the Tracy Rule, the most comprehensive Serious Misconduct rule in the NCAA.

Campos also has overseen the implementation of the Roadrunner Leadership and Professional Development Academy, which offers personal wellness, freshman transition and career development workshops to UTSA's 350-plus student-athletes. She also introduced UTSA Athletics Diversity & Inclusion Excellence, an initiative that seeks to foster a diverse and inclusive culture for the entire campus.

In June 2021, Campos helped UTSA become one of the first C-USA institutions to introduce an educational and life skills program in anticipation of NCAA and state legislation related to name, image and likeness (NIL) activities. Runners Go Bold is a comprehensive program providing Roadrunner student-athletes with the knowledge and skills to build their personal brands and financial acumen.

Campos also worked closely with the Roadrunner Foundation and colleagues on campus to guide one of the most ambitious projects in the history of UTSA Athletics — the development of the new state-of-the-art Roadrunner Athletics Center of Excellence, which opened in August 2021. The \$40.8 million, 94,700-square-foot facility serves as the central hub for UTSA Athletics and promotes the academic success, health, wellness and performance of student-athletes.

Campos has overseen the highest fundraising year in UTSA Athletics history, while also achieving the highest back-to-back fundraising years in department history. She also engineered a balanced 2020 fiscal year budget despite a major loss of revenue resulting from the pandemic.

Under Campos' leadership, UTSA Athletics has increased its brand presence and awareness in San Antonio and has extended its community outreach initiatives, including Operation Defend the Dome, a ticket donation program for area active-duty and veteran

military members and their families. As a result, 42,071 fans packed the Alamodome against Baylor on Sept. 8, 2018. Additionally, UTSA led Conference USA in average home attendance during her first full football season in the Alamo City and again in 2021 and 2022, and the Roadrunners drew more than 41,000 fans to each of the last two C-USA Championship Games they hosted.

Campos also served as a panelist for the 2018 Greater San Antonio Women in Leadership Symposium, and she was instrumental in UTSA's role as host institution for the 2018 Men's Final Four and 2021 Women's Final Four and in the city landing the 2025 Men's Final Four and the 2029 Women's Final Four.

Nationally, Campos currently sits on the NCAA Division I Council, a high-level group responsible for the day-to-day decisions that impact Division I athletics. She also serves as chair of the NCAA Division I Women's Basketball Oversight Committee and on the board of the LEAD1 Association, a membership organization that represents the NCAA Division I Football Bowl Subdivision athletics directors.

Campos also has served as chair of the NCAA Division I Women's Basketball Oversight Committee and NCAA Women's Soccer Committee, and has been a member of the NCAA Division I Football Oversight Committee, NCAA Division I Championships/Competition Cabinet and NCAA Rifle Committee.

Campos came to UTSA after five years as the Vice President for Intercollegiate Athletics at Northern Arizona University (NAU), where she led the athletics department through a rebrand and transformed it into one of the Big Sky Conference's premier programs.

During her time in Flagstaff, NAU captured 32 Big Sky and Western Athletic Conference championships and nine teams advanced to NCAA postseason competition, including the first NCAA Division I Championship in school history by the men's cross country team in 2016.

Under her leadership, the Lumberjacks collected two Big Sky Conference Presidents' Cup trophies for overall excellence in competition and in the classroom. The Lumberjacks' athletic achievements led to the men's programs winning the Big Sky All-Sports Trophy four consecutive times from 2014-17. The women's teams captured the trophy in 2014 and 2017.

In the 2016-17 academic year, NAU won eight conference championships and swept the Big Sky All-Sports Trophies for the second time under Campos' guidance.

When Campos was named Vice President for Intercollegiate Athletics at NAU, she became one of 26 females and the youngest in the country to lead a Division I program at the time of her hire. In Spring 2017, she was recognized by Street & Smith's Sports Business Journal's Forty Under 40.

Prior to her time at NAU, Campos was an associate athletics director (2003-06) and senior associate athletics director (2006-12) at UTEP after serving as the university's assistant dean of students from 2001-03.

During her time in El Paso, she cultivated several significant gifts to the program and oversaw a multimillion-dollar budget. Campos also served as sport administrator for the men's and women's cross country, women's soccer, women's volleyball, women's basketball and men's and women's track & field programs. Campos also was the primary administrator for compliance, CHAMPS/Life Skills, strength and conditioning, sports medicine and cheerleading.

Besides serving on a number of NCAA committees while at UTEP, Campos also was a member of the Conference USA Joint Group and served on the Senior Woman Administrator administrative group. In 2005-06, when UTEP joined Conference USA, she served on the C-USA Strategic Planning Committee and assisted in the development of the realigned Conference USA's vision, core values, mission and strategic objectives. She also represented UTEP on conference committees, including the budget subcommittee, legislative committee, championships selection committee and various sport committees.

Campos earned both her bachelor's degree in business administration and her master's degree in student affairs in higher education from Colorado State. She holds a doctorate degree in educational leadership from UTEP.

She and her husband, Darren D'Attilio, have a son, Christopher.

2022-23 Season Results

RECORD:	OVERALL	HOME	AWAY	NEUTRAL
ALL GAMES	10-22	8-10	2-11	0-1
CONFERENCE	4-16	2-8	2-8	0-0
NON-CONFERENCE	6-6	6-2	0-3	0-1

Date	Opponent	Score	Att.	High Points	High Rebounds
11/07/22	TRINITY (TX)	W 74-47	930	(17)Josh Farmer	(12)Josh Farmer
11/11/22	at A&M-Corpus Christi	55-75 L	1400	(14)DJ Richards	(5)DJ Richards (5)Josh Farmer
11/14/22	ST. MARY'S (TX)	W 66-59	782	(14)John Buggs III (14)Jacob Germany	(7)Josh Farmer
11/17/22	TEXAS ST.	W 61-56	1587	(16)Japhet Medor	(9)Aleu Aleu
01/05/23	*MIDDLE TENN.	W 75-72	708	(23)Jacob Germany	(11)Jacob Germany
01/07/23	*WESTERN KY.	64-74 L	922	(15)John Buggs III	(7)Jacob Germany
01/11/23	*at UTEP	57-69 L	3764	(23)John Buggs III	(7)DJ Richards (7)Jacob Germany
01/14/23	*at Charlotte	54-72 L	3189	(18)Japhet Medor	(8)DJ Richards
01/16/23	*RICE	81-88 Lot	767	(30)Japhet Medor	(8)Aleu Aleu (8)DJ Richards
01/19/23	*FLA. ATLANTIC	64-83 L	1210	(13)Jacob Germany (13)DJ Richards	(11)Jacob Germany
11/22/22	PRAIRIE VIEW	W 82-75	1081	(28)Japhet Medor	(9)Jacob Germany
11/25/22	GRAMBLING	55-75 L	848	(12)Japhet Medor	(13)Jacob Germany
11/27/22	DARTMOUTH	77-78 Lot	813	(27)Jacob Germany	(13)Jacob Germany
11/28/22	UIW	W 68-62	797	(15)Jacob Germany	(11)Jacob Germany
12/10/22	at New Mexico	76-94 L	10049	(20)DJ Richards	(8)Jacob Germany
12/13/22	at Utah	70-91 L	5223	(23)Japhet Medor	(6)Japhet Medor
12/18/22	BETHUNE-COOKMAN	W 90-69	774	(18)Japhet Medor	(6)John Buggs III
12/22/22	*NORTH TEXAS	54-78 L	1120	(12)Japhet Medor	(12)Jacob Germany
12/29/22	*at Louisiana Tech	69-91 L	2704	(20)John Buggs III	(5)Josh Farmer
12/31/22	*at UAB	67-90 L	3326	(21)Japhet Medor	(7)Massal Diouf (7)Jacob Germany
01/21/23	*FIU	72-77 L	1414	(19)Jacob Germany	(13)Jacob Germany
01/26/23	*at North Texas	59-63 L	3948	(15)Jacob Germany	(7)Jacob Germany
01/28/23	*LOUISIANA TECH	55-66 L	1568	(14)Isaiah Addo-Ankrah	(7)Jacob Germany
02/02/23	*at Western Ky.	74-81 L	3226	(20)Jacob Germany	(13)Jacob Germany
02/04/23	*at Middle Tenn.	60-84 L	3425	(8)Japhet Medor (8)Lamin Sabally	(6)Jacob Germany
02/11/23	*UTEP	66-77 L	1127	(20)Japhet Medor	(7)Jacob Germany
02/16/23	*at Rice	W 84-79	1999	(23)John Buggs III	(8)Jacob Germany
02/18/23	*UAB	78-83 L	1220	(22)Japhet Medor	(8)DJ Richards
02/23/23	*at Fla. Atlantic	66-106 L	3049	(19)DJ Richards	(8)Jacob Germany
02/25/23	*at FIU	W 95-91	1119	(18)John Buggs III	(18)Jacob Germany
03/02/23	*CHARLOTTE	W 78-73	1249	(22)Japhet Medor	(10)Jacob Germany
03/08/23	vs Rice	71-72 L	1232	(20)Japhet Medor	(7)DJ Richards

* - Conference game

Attendance Summary	Games	Attend	Avg/Game
Home	18	18917	1051
Away	13	46421	3571
Neutral	1	1232	1232
Total	32	66570	2080

2022-23 Final Statistics

All games

RECORD:	OVERALL	HOME	AWAY	NEUTRAL
ALL GAMES	10-22	8-10	2-11	0-1
CONFERENCE	4-16	2-8	2-8	0-0
NON-CONFERENCE	6-6	6-2	0-3	0-1

##	Player	gp-gs	min	avg	Total		3-Point		F-Throw		Rebounds				pf	dq	a	to	blk	stl	pts	avg
					fg-fga	fg%	3fg-fga	3fg%	ft-fga	ft%	off	def	tot	avg								
00	John Buggs III	32-30	100	31.3	116-298	.38	80-202	.39	36-45	.80	11	57	68	2.1	65	1	38	49	2	12	348	10.9
01	Japhet Medor	29-28	873	30.1	121-295	.41	19-61	.31	135-189	.71	17	81	98	3.4	70	3	111	86	7	44	396	13.7
02	Aleu Aleu	23-6	270	11.7	22-65	.33	5-30	.16	11-20	.55	16	32	48	2.1	36	2	12	19	2	3	60	2.6
03	Azavier Johnson	12-0	37	3.1	4-8	.50	3-6	.50	1-2	.50	1	2	3	0.3	1	0	4	1	0	2	12	1.0
04	Josh Farmer	32-4	542	16.9	67-136	.49	7-25	.28	22-31	.71	36	64	100	3.1	61	1	11	39	17	11	163	5.1
05	DJ Richards	32-25	878	27.4	106-297	.35	63-189	.33	62-81	.76	23	126	149	4.7	67	1	28	49	1	13	337	10.5
10	Erik Czumbel	29-3	457	15.8	26-74	.35	10-40	.25	17-26	.65	8	28	36	1.2	51	1	30	27	1	10	79	2.7
11	Lachlan Bofinger	20-3	162	8.1	13-35	.37	0-1	.00	7-10	.70	13	24	37	1.9	15	0	7	9	5	2	33	1.7
14	Massal Diouf	27-21	295	10.9	17-40	.42	0-0	.00	19-28	.67	29	44	73	2.7	54	3	1	18	6	3	53	2.0
20	Lamin Sabally	21-6	201	9.6	21-52	.40	2-11	.18	18-22	.81	17	25	42	2.0	12	0	5	8	4	6	62	3.0
22	Christian Tucker	30-6	451	15.0	41-85	.48	9-26	.34	52-67	.77	9	37	46	1.5	40	1	41	32	7	14	143	4.8
24	Jacob Germany	30-18	807	26.9	143-312	.45	0-4	.00	84-117	.71	74	174	248	8.3	57	0	26	69	25	12	370	12.3
25	Isaiah Addo-Ankra	23-10	477	20.7	52-129	.40	37-108	.34	20-21	.95	24	46	70	3.0	34	0	20	14	4	5	161	7.0
Team											63	51	114				19					
Total.....		32	6450		749-182	.41	235-703	.33	484-659	.73	341	791	113	35.4	563	13	334	439	81	137	221	69.3
Opponents.....		32	6450		883-196	.45	254-734	.34	430-608	.70	358	823	118	36.9	594	-	450	354	154	221	245	76.6

Conference games only

RECORD:	OVERALL	HOME	AWAY	NEUTRAL
ALL GAMES	4-16	2-8	2-8	0-0
CONFERENCE	4-16	2-8	2-8	0-0
NON-CONFERENCE	0-0	0-0	0-0	0-0

##	Player	gp-gs	min	avg	Total		3-Point		F-Throw		Rebounds				pf	dq	a	to	blk	stl	pts	avg
					fg-fga	fg%	3fg-fga	3fg%	ft-fga	ft%	off	def	tot	avg								
00	John Buggs III	20-18	640	32.0	79-196	.40	54-133	.40	22-29	.75	6	30	36	1.8	45	1	23	30	1	7	234	11.7
01	Japhet Medor	17-16	544	32.0	73-187	.39	11-37	.29	83-110	.75	7	37	44	2.6	43	2	62	49	3	27	240	14.1
02	Aleu Aleu	12-5	127	10.6	10-33	.30	1-12	.08	5-7	.71	6	17	23	1.9	16	1	5	10	1	1	26	2.2
03	Azavier Johnson	7-0	25	3.6	1-4	.25	1-4	.25	0-0	.00	0	0	0	0.0	0	0	3	1	0	0	3	0.4
04	Josh Farmer	20-0	370	18.5	42-80	.52	5-17	.29	20-28	.71	23	39	62	3.1	38	0	11	23	10	8	109	5.5
05	DJ Richards	20-20	566	28.3	67-201	.33	36-124	.29	48-62	.77	15	81	96	4.8	46	1	17	31	1	7	218	10.9
10	Erik Czumbel	18-1	275	15.3	14-44	.31	7-26	.26	8-15	.53	3	22	25	1.4	31	1	12	14	0	6	43	2.4
11	Lachlan Bofinger	11-1	93	8.5	6-15	.40	0-0	.00	4-5	.80	6	11	17	1.5	4	0	4	4	2	2	16	1.5
14	Massal Diouf	20-19	235	11.8	14-33	.42	0-0	.00	12-16	.75	23	32	55	2.8	41	2	1	13	5	3	40	2.0
20	Lamin Sabally	13-5	121	9.3	11-25	.44	0-4	.00	10-14	.71	6	19	25	1.9	7	0	3	5	0	4	32	2.5
22	Christian Tucker	18-6	340	18.9	34-67	.50	7-18	.38	32-45	.71	9	25	34	1.9	31	1	26	26	4	12	107	5.9
24	Jacob Germany	18-7	493	27.4	87-192	.45	0-3	.00	56-72	.77	48	113	161	8.9	30	0	18	47	13	9	230	12.8
25	Isaiah Addo-Ankra	11-2	196	17.8	23-53	.43	16-41	.39	12-12	1.000	13	20	33	3.0	11	0	5	8	1	0	74	6.7
Team											43	28	71				14					
Total.....		20	4025		461-113	.40	138-419	.32	312-415	.75	208	474	682	34.1	343	9	190	275	41	86	137	68.6
Opponents.....		20	4025		571-122	.46	183-487	.37	272-382	.71	227	506	733	36.7	367	-	290	218	96	139	159	79.8

2022-23 Points-Rebounds-Assists

All games

Opponent	Date	Score	00		01		02		03		04		05		10	
			III,JOHN B	MEDOR,JAP	ALEU,ALEU	JOHNSON,A	FARMER,JO	RICHARDS,	CZUMBEL,E							
TRINITY (TX)	11/07/22	74-47	w	6-3-0	5-5-7	0-1-2	5-1-1	17-12-0	3-1-1	2-1-2						
at A&M-Corpus Christi	11/11/22	55-75	L	7-3-1	9-2-3	1-2-1	DNP	2-5-0	14-5-1	0-3-3						
ST. MARY'S (TX)	11/14/22	66-59	w	14-2-1	6-5-3	7-2-0	DNP	4-7-0	5-5-1	7-1-1						
TEXAS ST.	11/17/22	61-56	w	13-8-1	16-5-2	4-9-1	DNP	2-2-0	9-7-1	0-0-0						
MIDDLE TENN.	01/05/23	75-72	w	11-2-0	19-1-1	DNP	DNP	4-4-0	11-3-2	5-0-1						
WESTERN KY.	01/07/23	64-74	L	15-2-0	12-3-3	0-1-0	DNP	13-6-1	11-5-1	0-2-1						
at UTEP	01/11/23	57-69	L	23-0-0	4-1-2	2-1-0	DNP	2-1-0	10-7-1	3-2-0						
at Charlotte	01/14/23	54-72	L	1-2-0	18-5-1	6-1-0	0-0-0	5-2-1	14-8-0	2-2-1						
RICE	01/16/23	81-88	L	13-2-1	30-2-5	9-8-2	DNP	7-7-2	14-8-0	0-4-1						
FLA. ATLANTIC	01/19/23	64-83	L	8-1-1	DNP	4-1-2	0-0-0	4-5-0	13-3-0	6-2-1						
PRAIRIE VIEW	11/22/22	82-75	w	18-0-1	28-7-7	3-3-2	DNP	5-4-0	8-1-0	3-0-1						
GRAMBLING	11/25/22	55-75	L	5-3-1	12-7-2	4-2-0	3-2-0	2-1-0	4-3-3	2-2-0						
DARTMOUTH	11/27/22	77-78	L	3-0-1	2-3-3	2-2-0	DNP	2-3-0	13-7-1	13-0-1						
UIW	11/28/22	68-62	w	14-2-0	11-3-3	5-2-0	DNP	4-0-0	5-6-0	5-2-3						
at New Mexico	12/10/22	76-94	L	11-2-4	6-2-5	6-1-0	0-0-0	4-1-0	20-6-0	2-0-3						
at Utah	12/13/22	70-91	L	5-1-1	23-6-4	2-1-1	1-0-0	2-0-0	12-1-2	0-0-0						
BETHUNE-COOKMAN	12/18/22	90-69	w	12-6-3	18-3-4	0-0-0	0-0-0	10-3-0	12-4-1	2-2-4						
NORTH TEXAS	12/22/22	54-78	L	10-2-3	12-3-4	DNP	0-0-1	9-1-0	8-3-0	0-1-0						
at Louisiana Tech	12/29/22	69-91	L	20-2-1	8-2-7	0-3-0	0-0-0	9-5-1	13-2-3	10-2-3						
at UAB	12/31/22	67-90	L	12-1-0	21-2-6	0-0-0	DNP	6-3-2	14-3-0	3-0-0						
FIU	01/21/23	72-77	L	2-1-4	DNP	4-3-1	DNP	2-7-0	18-10-2	6-6-2						
at North Texas	01/26/23	59-63	L	13-0-1	DNP	1-1-0	DNP	6-2-0	12-5-1	2-0-2						
LOUISIANA TECH	01/28/23	55-66	L	13-3-3	0-2-1	0-2-0	DNP	0-0-0	4-5-2	0-0-0						
at Western Ky.	02/02/23	74-81	L	3-3-0	8-4-3	DNP	DNP	4-4-2	17-10-2	2-0-0						
at Middle Tenn.	02/04/23	60-84	L	7-1-1	8-0-1	0-2-0	3-0-0	4-3-1	6-1-2	2-1-0						
UTEP	02/11/23	66-77	L	0-0-2	20-1-4	DNP	0-0-1	7-3-0	3-2-0	DNP						
at Rice	02/16/23	84-79	w	23-2-1	14-5-5	DNP	DNP	18-6-1	6-6-0	0-1-0						
UAB	02/18/23	78-83	L	14-2-1	22-4-4	DNP	DNP	2-0-0	14-8-0	DNP						
at Fla. Atlantic	02/23/23	66-10	L	10-5-2	9-4-1	0-0-0	0-0-1	5-2-0	19-1-0	2-1-0						
at FIU	02/25/23	95-91	w	18-2-2	13-1-9	DNP	DNP	2-1-0	5-3-0	0-0-0						
CHARLOTTE	03/02/23	78-73	w	18-3-0	22-4-5	DNP	DNP	0-0-0	6-3-1	0-1-0						
vs Rice	03/08/23	71-72	L	6-2-1	20-6-6	DNP	DNP	0-0-0	14-7-0	DNP						

Opponent	Date	Score	11		14		20		22		24		25	
			BOFINGER,	DIOUF,MAS	SABALLY,L	TUCKER,CH	GERMANY,J	ADDO-ANKR						
TRINITY (TX)	11/07/22	74-47	w	4-7-2	2-2-0	6-8-0	5-1-1	15-6-0	4-3-1					
at A&M-Corpus Christi	11/11/22	55-75	L	2-0-1	0-0-0	4-1-0	1-1-1	9-3-1	6-3-1					
ST. MARY'S (TX)	11/14/22	66-59	w	0-2-0	DNP	6-1-1	0-0-0	14-3-0	3-2-2					
TEXAS ST.	11/17/22	61-56	w	DNP	DNP	0-0-0	2-0-1	12-5-1	3-2-1					
MIDDLE TENN.	01/05/23	75-72	w	0-1-1	2-2-1	DNP	DNP	23-11-2	DNP					
WESTERN KY.	01/07/23	64-74	L	2-4-2	0-0-0	DNP	DNP	11-7-0	DNP					
at UTEP	01/11/23	57-69	L	6-3-1	0-1-0	DNP	0-0-0	7-7-3	DNP					
at Charlotte	01/14/23	54-72	L	0-3-0	0-1-0	0-1-0	8-2-0	DNP	DNP					
RICE	01/16/23	81-88	L	0-1-0	4-3-0	DNP	4-0-0	DNP	DNP					
FLA. ATLANTIC	01/19/23	64-83	L	0-2-0	2-3-0	3-1-0	11-4-2	13-11-1	DNP					
PRAIRIE VIEW	11/22/22	82-75	w	DNP	DNP	DNP	0-0-0	4-9-0	13-2-2					
GRAMBLING	11/25/22	55-75	L	3-3-0	2-0-0	DNP	4-3-1	8-13-0	6-2-0					
DARTMOUTH	11/27/22	77-78	L	2-2-0	DNP	DNP	2-2-4	27-13-1	11-3-1					
UIW	11/28/22	68-62	w	0-0-0	DNP	DNP	2-0-3	15-11-1	7-8-4					
at New Mexico	12/10/22	76-94	L	4-1-0	3-4-0	3-0-0	2-2-1	7-8-2	8-2-2					
at Utah	12/13/22	70-91	L	2-2-0	1-2-0	2-0-0	5-0-1	10-5-0	5-2-0					
BETHUNE-COOKMAN	12/18/22	90-69	w	0-3-0	3-4-0	2-2-1	9-2-2	8-5-1	14-3-0					
NORTH TEXAS	12/22/22	54-78	L	2-1-0	2-2-0	0-0-0	0-2-0	11-12-0	DNP					
at Louisiana Tech	12/29/22	69-91	L	0-1-0	2-0-0	2-1-1	1-0-0	4-3-1	DNP					
at UAB	12/31/22	67-90	L	0-0-0	2-7-0	0-1-0	0-0-0	9-7-1	DNP					
FIU	01/21/23	72-77	L	DNP	2-5-0	DNP	7-1-2	19-13-2	12-3-1					
at North Texas	01/26/23	59-63	L	DNP	0-2-0	DNP	8-1-5	15-7-1	2-2-0					
LOUISIANA TECH	01/28/23	55-66	L	DNP	0-3-0	0-2-0	13-6-5	11-7-1	14-6-0					
at Western Ky.	02/02/23	74-81	L	DNP	6-5-0	DNP	11-6-1	20-13-1	3-2-1					
at Middle Tenn.	02/04/23	60-84	L	4-0-0	2-5-0	8-2-0	2-3-0	7-6-0	7-3-0					
UTEP	02/11/23	66-77	L	DNP	2-4-0	0-1-0	11-2-3	14-7-0	9-1-1					
at Rice	02/16/23	84-79	w	DNP	0-0-0	2-2-0	3-0-1	16-8-1	2-4-1					
UAB	02/18/23	78-83	L	DNP	5-6-0	6-6-1	1-1-1	11-6-1	3-3-0					
at Fla. Atlantic	02/23/23	66-10	L	2-1-0	0-3-0	2-2-0	9-3-1	6-8-0	2-1-0					
at FIU	02/25/23	95-91	w	DNP	7-2-0	6-3-1	13-2-2	16-18-1	15-2-1					
CHARLOTTE	03/02/23	78-73	w	DNP	2-1-0	3-3-0	5-1-3	17-10-2	5-6-0					
vs Rice	03/08/23	71-72	L	DNP	2-6-0	7-5-0	4-1-0	11-6-1	7-5-1					

Team Records

MOST POINTS

Game — 136 vs. East Central (11/22/08)
Half — 78 vs. Texas St. (11/24/90)
Season — 2,740 in 35 games (2017-18)

FEWEST POINTS

Game — 37 vs. UTEP (12/3/81); vs. Texas (11/12/07); vs. Sam Houston State (3/5/08); vs. Seattle U (3/2/13)
Half — 10 (1st) at Oklahoma (11/12/21)
Season — 1,656 in 29 games (2006-07)

HIGHEST VICTORY MARGIN

80 (123-43) vs. Southwestern Adventis (3/4/21)

HIGHEST LOSS MARGIN

66 (50-116) at Texas (12/8/15)

HIGHEST SCORING AVERAGE

Season — 90.7 in 29 games (1990-91)

LOWEST SCORING AVERAGE

Season — 57.1 in 29 games (2006-07)

MOST FIELD GOALS MADE

Game — 55 vs. Texas State (11/24/90)
Season — 972 (2017-18)

FEWEST FIELD GOALS MADE

Game — 12 vs. Texas (11/12/07); vs. Sam Houston St. (3/5/08); vs. Seattle U (3/2/13); vs. Southern Miss (2/20/14)
Season — 587 (2002-03)

MOST FIELD GOALS ATTEMPTED

Game — 97 vs. East Central (11/22/08)
Season — 2,224 (2017-18)



Ronnie Ellison helped the 1990-91 Roadrunners score a school-record 90.7 points per game.

FEWEST FIELD GOALS ATTEMPTED

Game — 35 vs. SFA (3/3/07)
Season — 1,446 (2002-03)

HIGHEST FIELD GOAL PERCENTAGE

Game — 68.5% (37-54) vs. Texas-Pan American (12/18/97)
Season — 52.4% (845-1,612); 1984-85

LOWEST FIELD GOAL PERCENTAGE

Game — 22.6% (12-53) vs. Seattle U (3/2/13)
Season — 39.3% (769-1,959); 2016-17

MOST FREE THROWS MADE

Game — 38 vs. Northwestern State (2/15/01); vs. UT Arlington (1/24/02)
Season — 577 (2013-14)

FEWEST FREE THROWS MADE

Game — 1 vs. Louisiana Tech (2/20/82); vs. Houston (12/5/85); vs. Lamar (1/31/09)
Season — 293 (1981-82)

MOST FREE THROWS ATTEMPTED

Game — 52 vs. McNeese State (1/10/02)
Season — 887 (2001-02)

FEWEST FREE THROWS ATTEMPTED

Game — 4 vs. Louisiana Tech (2/20/82); vs. Tulane (1/2/82); vs. Houston (12/5/85); vs. Lamar (1/31/09)
Season — 440 (1981-82)

HIGHEST FREE THROW PERCENTAGE

Game — 100.0% (19-19) vs. Georgia Southern (3/12/88); (22-22) at San Jose State (11/30/11); (10-10) at Texas State (12/2/15); 100% (19-19) vs. Old Dominion (3/4/17); 14-14 vs. Sam Houston (12/11/21)
Season — 76.8% (454-591); 1984-85

LOWEST FREE THROW PERCENTAGE

Game — 25.0% (1-4) vs. Lamar (1/31/09)
Season — 58.9% (353-599); 2006-07

MOST 3-POINT FGS MADE

Game — 18 vs. Louisiana Tech (1/9/20)
Season — 353 (2017-18)

MOST 3-POINT FGS ATTEMPTED

Game — 44 at Southern Miss (1/6/18)
Season — 979 (2017-18)

MOST REBOUNDS

Game — 67 vs. Ottawa (11/30/17), vs. Marshall (2/13/20)
Season — 1,394 (2017-18)

FEWEST REBOUNDS

Game — 16 vs. Tulane (1/2/82); vs. Bakersfield (12/18/13)
Season — 848 (1981-82)

HIGHEST REBOUND AVERAGE

44.3 (1,240 in 28 games); 1999-00

LOWEST REBOUND AVERAGE

28.4 (853 in 30 games); 2007-08

MOST ASSISTS

Game — 37 vs. Schreiner (12/1/93)
Season — 521 (1984-85)

FEWEST ASSISTS

Game — 2 vs. Washington St. (11/17/06)
Season — 243 (1999-2000)

MOST STEALS

Game — 27 vs. Samford (1/19/91)
Season — 430 (1990-91)

FEWEST STEALS

Game — 0, 4 times
Season — 137 (2022-23)

MOST BLOCKED SHOTS

Game — 11 vs. Texas-Pan American (1/24/85)
Season — 123 (1998-99)

FEWEST BLOCKED SHOTS

Game — 0; 74 times
Season — 43 (2007-08, 2012-13)

MOST TURNOVERS

Game — 35 vs. Texas (12/5/95)
Season — 564 (2003-04)

FEWEST TURNOVERS

Game — 4 at Utah State (3/9/13)
Season — 370 (2014-15)

MOST FOULS

Game — 37 vs. Baylor (1/2/85)
Season — 705 (2017-18)

FEWEST FOULS

Game — 6 vs. Cameron (11/27/11); vs. Old Dominion (2/12/15)
Season — 499 (2009-10)

MOST DISQUALIFICATIONS

Season — 32 (1981-82)

FEWEST DISQUALIFICATIONS

Season — 5 (2014-15) & (2021-22)

Individual Records

MOST POINTS

Game — 52 by Roderic Hall vs. Maine (12/6/97)
Half — 31 (1st) by Derrick Gervin vs. Baylor (1/2/85)
Season — 856 by Jhivvan Jackson (2019-20)
Career — 2,551 by Jhivvan Jackson (2017-21)

HIGHEST SCORING AVERAGE

Season — 26.8 by Jhivvan Jackson (2019-20)
Career — 22.2 by Jhivvan Jackson (2017-21)

MOST FIELD GOALS MADE

Game — 22 by Derrick Gervin vs. Baylor (1/2/85)
Season — 290 by Jhivvan Jackson (2019-20)
Career — 868 by Jhivvan Jackson (2017-21)

MOST FIELD GOALS ATTEMPTED

Game — 33 by Jhivvan Jackson at ODU (2/6/20)
Season — 693 by Jhivvan Jackson (2019-20)
Career — 2,061 by Jhivvan Jackson (2017-21)

HIGHEST FIELD GOAL PERCENTAGE

Game — 92.0% (12-13) by Leon Watson vs. Texas College (11/22/98)
 (minimum 10 attempts)
Season — 64.0% (80-112) by McEverett Powers (1999-2000)
Career — 56.0% (237-422) by Rick Doyle (1982-84)

MOST FREE THROWS MADE

Game — 20 by McEverett Powers vs. UT Arlington (1/24/02)
Season — 232 by Devin Gibson (2010-11)
Career — 643 by Devin Gibson (2007-11)

MOST FREE THROWS ATTEMPTED

Game — 26 by McEverett Powers vs. UT Arlington (1/24/02)
Season — 336 by McEverett Powers (2001-02)
Career — 844 by Devin Gibson (2007-11)

HIGHEST FREE THROW PERCENTAGE

Game — 100% (15-15) by Keaton Wallace vs. Texas A&M-Corpus Christi (12/3/20); (14-14) by Afis Olajuwon vs. Sam Houston State (1/9/93); (12-12) by Jhivvan Jackson vs. Illinois State (12/21/19); (10-10) by Steve Meyer vs. UTPA (12/9/97); (10-10) by Travis Gabbidon vs. Colgate (1/2/09); (10-10) by Omar Johnson vs. Central Arkansas (2/11/09); (11-11) by Devin Gibson vs. Samford (12/20/10); (13-13) by Keon Lewis vs. Texas A&M-Corpus Christi (11/23/13); (12-12) by Keon Lewis vs. UTPA (12/7/13); (10-10) by Jeff Beverly vs. Texas State (11/25/16)
 (minimum 10 attempts)
Season — 95.0% (35-37) by John Stiver (1982-83)
Career — 83.1% (300-361) by Keon Lewis (2013-15)

MOST CONSECUTIVE FREE THROWS MADE

42 by Eric Cooper (1987-88 to 1988-89 seasons)

MOST REBOUNDS

Game — 25 by Lennell Moore vs. Centenary (1/5/87)
Season — 287 by Bruce Wheatley (1989-90)
Career — 911 by Byron Frohnen (2016-20)

HIGHEST REBOUND AVERAGE

Season — 9.9 (29 games) by Bruce Wheatley (1989-90)
Career — 8.5 (80 games) by Derrick Gervin (1982-85)

3-POINT FGS MADE

Game — 10 by J.R. Harris at UAB (1/7/16)
Season — 121 by Jhivvan Jackson (2019-20), Keaton Wallace (2018-19)
Career — 367 by Jhivvan Jackson (2017-20)



Derrick Gervin, pictured at right with his older brother, NBA Hall of Famer George "Iceman" Gervin, owns UTSA career records for assists.

3-POINT FGS ATTEMPTED

Game — 18 by Jhivvan Jackson vs. Marshall (3/7/20); at ODU (2/6/20)
Season — 342 by Jhivvan Jackson (2019-20)
Career — 1,023 by Jhivvan Jackson (2017-21)

ASSISTS

Game — 14 by Issy Washington vs. Jarvis Christian (11/29/86)
Season — 186 by Ronnie Ellison (1991-92)
Career — 549 by Devin Gibson (2007-11)

STEALS

Game — 8 by Tajul Olajuwon vs. Samford (1/19/91); 8 by Kurt Attaway vs. Southeastern Louisiana (3/5/04)
Season — 97 by Ronnie Ellison (1990-91)
Career — 323 by Devin Gibson (2007-11)

BLOCKED SHOTS

Game — 6 by Tom Oswald vs. UL-Monroe (1/20/96)
Season — 65 by Leon Watson (1997-98)
Career — 192 by Leon Watson (1996-2000)

TURNOVERS

Game — 12 by Andrew Francis vs. Northwestern State (1/13/07); Devin Gibson vs. Arkansas (12/12/07)
Season — 113 by Devin Gibson (2010-11)
Career — 355 by Devin Gibson (2007-11)

FOULS

Season — 111 by Giovanni De Nicolao (2016-17)
Career — 321 by Devin Gibson (2007-11)

MOST TIMES FOULED OUT

Season — 10 by Rick Doyle (1982-83); Dennis Mumford (1981-82)
Career — 18 by Dion Pettus (1985-89)

MOST GAMES PLAYED

132 by Byron Frohnen (2016-20)

MOST GAMES STARTED

132 by Byron Frohnen (2016-20)

Career Top 10 Lists

POINTS

1. ___ Jhivvan Jackson _____	2,551 _____	2018-21
2. ___ Keaton Wallace _____	2,080 _____	2018-21
3. ___ Devin Brown _____	1,922 _____	1998-02
4. ___ Derrick Gervin _____	1,691 _____	1982-85
5. ___ Devin Gibson _____	1,681 _____	2007-11
6. ___ Jeromie Hill _____	1,674 _____	2010-15
7. ___ Keith Horne _____	1,459 _____	1988-92
8. ___ McEverett Powers _____	1,307 _____	1997-01
9. ___ Jacob Germany _____	1,293 _____	2019-23
10. ___ Ronnie Ellison _____	1,284 _____	1989-92

SCORING AVERAGE

(minimum 50 games played)

1. ___ Jhivvan Jackson _____	22.2 _____	2018-21
2. ___ Derrick Gervin _____	21.1 _____	1982-85
3. ___ Marlon Anderson _____	20.5 _____	1994-96
4. ___ LeRoy Hurd _____	18.7 _____	2002-04
5. ___ Devin Brown _____	18.3 _____	1998-02
6. ___ Frank Hampton _____	18.1 _____	1986-88
7. ___ Keaton Wallace _____	16.6 _____	2018-21
8. ___ Eric Cooper _____	16.4 _____	1987-89
9. ___ Ronnie Ellison _____	15.8 _____	1989-92
___ Roderic Hall _____	15.8 _____	1996-98

REBOUNDS

1. ___ Byron Frohnen _____	912 _____	2016-20
2. ___ Jeromie Hill _____	842 _____	2010-15
3. ___ Leon Watson _____	794 _____	1996-00
4. ___ Jacob Germany _____	779 _____	2019-23
5. ___ McEverett Powers _____	760 _____	1998-02
6. ___ Devin Brown _____	751 _____	1998-02
7. ___ Derrick Gervin _____	684 _____	1982-85
8. ___ Bruce Wheatley _____	668 _____	1987-90
9. ___ Nick Allen _____	563 _____	2016-19
10. ___ Keaton Wallace _____	554 _____	2018-21

REBOUNDS PER GAME

1. ___ Derrick Gervin _____	8.5 _____	1982-85
2. ___ Bruce Wheatley _____	8.0 _____	1987-90
___ LeRoy Hurd _____	8.0 _____	2002-04
4. ___ Frank Hampton _____	7.7 _____	1986-88
5. ___ Leon Watson _____	7.4 _____	1996-00
6. ___ Devin Brown _____	7.2 _____	1998-02
7. ___ Rodney Smith _____	7.0 _____	1992-94
8. ___ Byron Frohnen _____	6.9 _____	2017-20
___ Jeromie Hill _____	6.9 _____	2010-15
10. ___ McEverett Powers _____	6.6 _____	1998-02

FIELD GOALS

1. ___ Jhivvan Jackson _____	868 _____	2018-21
2. ___ Keaton Wallace _____	715 _____	2018-21
3. ___ Derrick Gervin _____	651 _____	1982-85
4. ___ Devin Brown _____	637 _____	1998-02
___ Jeromie Hill _____	637 _____	2010-15
6. ___ Jacob Germany _____	525 _____	2019-23
7. ___ Keith Horne _____	505 _____	1988-92
8. ___ Leon Watson _____	494 _____	1996-00
9. ___ Ike Thornton _____	480 _____	1981-85
10. ___ Devin Gibson _____	474 _____	2007-11

FIELD GOAL PERCENTAGE

(minimum 200 made)

1. ___ Rick Doyle _____	56.2% (237-422) _____	1982-84
2. ___ Frank Hampton _____	56.0% (450-803) _____	1986-88
3. ___ Bruce Wheatley _____	55.7% (306-549) _____	1987-90
4. ___ Leon Watson _____	55.3% (494-894) _____	1996-00
5. ___ Tim Faulkner _____	55.2% (318-576) _____	1985-90
6. ___ McEverett Powers _____	53.1% (424-798) _____	1998-02
7. ___ Cody Johnson _____	52.8% (230-436) _____	1994-96
8. ___ Taju Olajuwon _____	49.8% (253-508) _____	1989-92
9. ___ Byron Frohnen _____	49.7% (357-719) _____	2017-20
10. ___ Jacob Germany _____	48.8% (525-1075) _____	2019-23

3-POINT FIELD GOALS

1. ___ Jhivvan Jackson _____	367 _____	2018-21
2. ___ Keaton Wallace _____	346 _____	2018-21
3. ___ Keith Horne _____	198 _____	1988-92
4. ___ Melvin Johnson III _____	194 _____	2009-12
5. ___ Marlon Anderson _____	192 _____	1994-96
6. ___ Devin Brown _____	176 _____	1998-02
7. ___ Jeromie Hill _____	165 _____	2010-15
8. ___ Jordan Sims _____	157 _____	2010-14
9. ___ Ronnie Ellison _____	152 _____	1989-92
10. ___ Ryan Bowie _____	143 _____	2014-16
___ Lloyd Williams _____	143 _____	1996-00

3-POINT FIELD GOAL PERCENTAGE

(minimum 100 made)

1. ___ Marlon Anderson _____	41.5% (192-463) _____	1994-96
2. ___ Melvin Johnson III _____	40.3% (194-481) _____	2009-12
3. ___ Justin Harbert _____	39.9% (120-301) _____	2003-05
4. ___ Ryan Bowie _____	38.5% (143-371) _____	2014-16
5. ___ Keith Horne _____	38.4% (198-518) _____	1988-92
6. ___ Rapheal Posey _____	37.7% (109-289) _____	2003-05
___ Joey Shank _____	37.7% (139-369) _____	2007-09
8. ___ Jeromie Hill _____	36.9% (165-447) _____	2010-15
9. ___ Morris Smith IV _____	36.8% (124-337) _____	2008-10
10. ___ Jhivvan Jackson _____	35.9% (367-1,023) _____	2018-21

Career Top 10 Lists

FREE THROWS

1. ___ Devin Gibson _____	643	_____	2007-11
2. ___ Devin Brown _____	478	_____	1998-02
3. ___ McEverett Powers _____	459	_____	1998-02
4. ___ Jhivvan Jackson _____	448	_____	2018-21
5. ___ Derrick Gervin _____	389	_____	1982-85
6. ___ Ronnie Ellison _____	308	_____	1989-92
7. ___ Keaton Wallace _____	304	_____	2018-21
8. ___ Keon Lewis _____	300	_____	2013-15
9. ___ LeRoy Hurd _____	272	_____	2002-04
10. ___ Steve Meyer _____	248	_____	1996-99

FREE THROW PERCENTAGE

(minimum 200 made)

1. ___ Keon Lewis _____	83.1% (300-361)	_____	2013-15
2. ___ Jhivvan Jackson _____	81.8% (448-548)	_____	2018-21
3. ___ Keaton Wallace _____	80.6% (304-377)	_____	2018-21
4. ___ Derrick Gervin _____	78.0% (389-499)	_____	1982-85
5. ___ LeRoy Hurd _____	77.3% (272-352)	_____	2002-04
6. ___ Ronnie Ellison _____	77.2% (308-399)	_____	1989-92
7. ___ Keith Horne _____	76.9% (243-316)	_____	1988-92
8. ___ Devin Gibson _____	76.2% (643-844)	_____	2007-11
9. ___ Steve Meyer _____	74.9% (248-331)	_____	1996-99
10. ___ Devin Brown _____	73.3% (478-652)	_____	1998-02

GAMES PLAYED

1. ___ Byron Frohnen _____	132	_____	2017-20
2. ___ Nick Allen _____	129	_____	2016-19
3. ___ Keaton Wallace _____	125	_____	2018-21
4. ___ Jeromie Hill _____	122	_____	2010-15
5. ___ Austin Karrer _____	121	_____	2015-18
6. ___ Devin Gibson _____	119	_____	2007-11
___ Jacob Germany _____	119	_____	2019-23
8. ___ Jordan Sims _____	118	_____	2010-14
___ Eric Czumbel _____	118	_____	2019-23
9. ___ McEverett Powers _____	115	_____	1998-02
___ Jhivvan Jackson _____	115	_____	2018-21

GAMES STARTED

1. ___ Byron Frohnen _____	132	_____	2017-20
2. ___ Jeromie Hill _____	122	_____	2010-15
3. ___ Devin Gibson _____	111	_____	2007-11
4. ___ Keaton Wallace _____	109	_____	2018-21
5. ___ Giovanni De Nicolao _____	100	_____	2016-19
___ Byron Frohnen _____	100	_____	2016-19
___ Leon Watson _____	100	_____	1996-00
8. ___ Nick Allen _____	97	_____	2015-18
9. ___ Lloyd Williams _____	94	_____	1996-00
10. ___ Kurt Attaway _____	93	_____	2003-07

ASSISTS

1. ___ Devin Gibson _____	549	_____	2007-11
2. ___ Lloyd Williams _____	536	_____	1996-00
3. ___ Thaddeus Wordlaw _____	388	_____	1992-96
4. ___ Ronnie Ellison _____	380	_____	1989-92
5. ___ Kurt Attaway _____	371	_____	2003-07
6. ___ Keaton Wallace _____	355	_____	2018-21
7. ___ Giovanni De Nicolao _____	348	_____	2016-19
8. ___ David President _____	339	_____	2001-05
9. ___ Jon Havens _____	294	_____	1999-03
10. ___ Devin Brown _____	283	_____	1998-02

STEALS

1. ___ Devin Gibson _____	323	_____	2007-11
2. ___ Lloyd Williams _____	237	_____	1996-00
3. ___ Devin Brown _____	184	_____	1998-02
4. ___ Ronnie Ellison _____	183	_____	1989-92
5. ___ Keon Lewis _____	163	_____	2013-15
6. ___ Kurt Attaway _____	162	_____	2003-07
7. ___ Keith Horne _____	160	_____	1988-92
___ Jeromie Hill _____	160	_____	2010-15
9. ___ David President _____	155	_____	2001-05
10. ___ Giovanni De Nicolao _____	153	_____	2016-19

BLOCKS

1. ___ Leon Watson _____	192	_____	1996-00
2. ___ Tim Faulkner _____	112	_____	1985-90
3. ___ McEverett Powers _____	105	_____	1998-02
___ Jacob Germany _____	105	_____	2019-23
5. ___ Anthony Fuqua _____	93	_____	2003-05
6. ___ Tom Oswald _____	85	_____	1992-96
7. ___ Jeromie Hill _____	69	_____	2010-15
8. ___ Taju Olajuwon _____	66	_____	1989-92
9. ___ Derrick Gervin _____	65	_____	1982-85
10. ___ Rick Doyle _____	60	_____	1982-94
___ Grant Martin _____	60	_____	1987-88



Devin Gibson established career records for free throws (643), assists (549) and steals (323).

Single-Season Top 10 Lists

POINTS

1. ___ Jhivvan Jackson _____	856	_____	2019-20
2. ___ Derrick Gervin _____	718	_____	1984-85
3. ___ Keaton Wallace _____	663	_____	2018-19
4. ___ Jhivvan Jackson _____	646	_____	2018-19
5. ___ Leroy Hurd _____	639	_____	2003-04
6. ___ Derrick Gervin _____	626	_____	1983-84
7. ___ Keaton Wallace _____	600	_____	2019-20
8. ___ Ronnie Ellison _____	597	_____	1990-91
9. ___ Marlon Anderson _____	581	_____	1994-95
10. ___ Devin Gibson _____	577	_____	2010-11

SCORING AVERAGE

1. ___ Jhivvan Jackson _____	26.8	_____	2019-20
2. ___ Derrick Gervin _____	25.6	_____	1984-85
3. ___ Derrick Gervin _____	23.2	_____	1983-84
4. ___ Jhivvan Jackson _____	22.9	_____	2018-19
5. ___ Marlon Anderson _____	20.8	_____	1994-95
6. ___ Ronnie Ellison _____	20.6	_____	1990-91
7. ___ Marlon Anderson _____	20.3	_____	1995-96
8. ___ Keaton Wallace _____	20.2	_____	2018-19
9. ___ Keith Horne _____	20.0	_____	1990-91
10. ___ Devin Brown _____	19.9	_____	2000-01
_____ Jhivvan Jackson _____	19.9	_____	2020-21

FIELD GOALS

1. ___ Jhivvan Jackson _____	290	_____	2019-20
2. ___ Derrick Gervin _____	272	_____	1984-45
3. ___ Derrick Gervin _____	239	_____	1983-84
4. ___ Frank Hampton _____	234	_____	1987-88
5. ___ Jhivvan Jackson _____	222	_____	2018-19
6. ___ Frank Hampton _____	216	_____	1986-87
7. ___ Keaton Wallace _____	215	_____	2018-19
8. ___ Leroy Hurd _____	211	_____	2003-04
9. ___ Keaton Wallace _____	204	_____	2019-20
10. ___ Ronnie Ellison _____	196	_____	1990-91
_____ Jacob Germany _____	196	_____	2021-22

FIELD GOAL PERCENTAGE

(Minimum 50 attempts)

1. ___ McEverett Powers _____	64.0% (80-125)	_____	1998-99
2. ___ Roderick Rogers _____	62.5% (70-112)	_____	2005-06
3. ___ Edrico McGregor _____	62.2% (51-82)	_____	2012-13
4. ___ Edrico McGregor _____	61.8% (94-152)	_____	2013-14
5. ___ Leon Watson _____	61.6% (151-245)	_____	1997-98
6. ___ Willie Robinson _____	61.5% (40-65)	_____	1997-98
7. ___ Shawn Jamison _____	60.7% (116-191)	_____	1991-92
8. ___ Josh Bonney _____	60.3% (73-121)	_____	2008-09
9. ___ Larry Wilkins _____	60.2% (53-88)	_____	2010-11
10. ___ Keith Spencer _____	59.6% (106-178)	_____	2006-07



Jhivvan Jackson averaged 26.8 points per game in 2019-20, the best in program history.

3-POINT FIELD GOALS

1. ___ Keaton Wallace _____	121	_____	2018-19
_____ Jhivvan Jackson _____	121	_____	2019-20
3. ___ Jhivvan Jackson _____	104	_____	2018-19
4. ___ Marlon Anderson _____	96	_____	1994-95
_____ Marlon Anderson _____	96	_____	1995-96
_____ Deon Lyle _____	96	_____	2017-18
7. ___ Keaton Wallace _____	92	_____	2019-20
8. ___ Ryan Bowie _____	81	_____	2015-16
9. ___ Keith Horne _____	80	_____	1990-91
_____ Melvin Johnson III _____	80	_____	2010-11

3-POINT FIELD GOAL PERCENTAGE

(Minimum 50 attempts)

1. ___ Ike Akotaobi _____	46.2% (42-91)	_____	2002-03
2. ___ Darryl Eaton _____	45.6% (78-171)	_____	1989-90
3. ___ James Joseph _____	45.0% (46-102)	_____	2001-02
4. ___ Eric Cooper _____	45.8% (66-144)	_____	1987-88
5. ___ Eric Cooper _____	44.7% (77-172)	_____	1988-89
6. ___ Stephen Franklin _____	44.6% (29-65)	_____	2011-12
7. ___ Darren Webber _____	44.2% (38-86)	_____	1996-97
8. ___ Melvin Johnson III _____	43.3% (69-159)	_____	2011-12
9. ___ Justin Harbert _____	42.9% (57-133)	_____	2004-05
_____ Nick Allen _____	42.9% (33-77)	_____	2017-18

Single-Season Top 10 Lists

FREE THROWS

1. ___ Devin Gibson _____	232	_____	2010-11
2. ___ McEverett Powers _____	218	_____	2001-02
3. ___ Derrick Gervin _____	174	_____	1984-85
4. ___ LeRoy Hurd _____	174	_____	2003-04
5. ___ Devin Gibson _____	162	_____	2007-08
6. ___ Keon Lewis _____	159	_____	2014-15
7. ___ Derrick Gervin _____	148	_____	1983-84
8. ___ Ronnie Ellison _____	145	_____	1990-91
9. ___ Devin Brown _____	144	_____	2001-02
10. ___ Keon Lewis _____	141	_____	2013-14

FREE THROW PERCENTAGE

(Minimum 35 attempts)

1. ___ Jon Stivers _____	95.0% (35-37)	_____	1982-83
2. ___ Jon Johnson _____	89.1% (41-46)	_____	1991-92
3. ___ Darryl Eaton _____	88.7% (47-53)	_____	1989-90
4. ___ Tim Glover _____	88.6% (39-44)	_____	1992-93
5. ___ Vince Cunningham _____	87.8% (94-107)	_____	1983-84
6. ___ Melvin Johnson III _____	86.5% (45-52)	_____	2009-10
7. ___ Melvin Johnson III _____	85.9% (85-99)	_____	2010-11
8. ___ Keaton Wallace _____	85.6% (95-111)	_____	2018-19
9. ___ Marlon Anderson _____	84.9% (101-119)	_____	1994-95
10. ___ Jhivvan Jackson _____	84.6% (115-136)	_____	2018-19

REBOUNDS

1. ___ Bruce Wheatley _____	287	_____	1989-90
2. ___ Clarence McGee _____	272	_____	1987-88
3. ___ Derrick Gervin _____	268	_____	1984-85
4. ___ LeRoy Hurd _____	264	_____	2003-04
5. ___ Leon Watson _____	263	_____	1997-98
6. ___ Byron Frohnen _____	253	_____	2017-18
7. ___ Jacob Germany _____	248	_____	2022-23
8. ___ Jeromie Hill _____	244	_____	2014-15
9. ___ Derrick Gervin _____	239	_____	1983-84
10. ___ Rodney Smith _____	237	_____	1993-94
_____ Leon Watson _____	237	_____	1999-00

REBOUNDS PER GAME

1. ___ Bruce Wheatley _____	9.9	_____	1989-90
2. ___ Leon Watson _____	9.7	_____	1997-98
3. ___ Derrick Gervin _____	9.6	_____	1984-85
4. ___ Derrick Gervin _____	8.8	_____	1983-84
_____ Rodney Smith _____	8.8	_____	1993-94
6. ___ Clarence McGee _____	8.7	_____	1987-88
7. ___ Jacob Germany _____	8.3	_____	2022-23
9. ___ Jeromie Hill _____	8.1	_____	2014-15
_____ Bruce Wheatley _____	8.1	_____	1988-89
_____ Lennell Moore _____	8.1	_____	1986-87

ASSISTS


1. ___ Ronnie Ellison _____	186	_____	1991-92
2. ___ Devin Gibson _____	183	_____	2010-11
3. ___ Lloyd Williams _____	159	_____	1999-00
4. ___ Devin Gibson _____	142	_____	2007-08
5. ___ Todd Barnes _____	140	_____	1987-88
6. ___ Devin Gibson _____	134	_____	2009-10
7. ___ Lloyd Williams _____	131	_____	1998-99
8. ___ Omar Johnson _____	130	_____	2008-09
9. ___ Lloyd Williams _____	129	_____	1996-97
10. ___ Thaddeus Wordlaw _____	128	_____	1995-96

STEALS

1. ___ Ronnie Ellison _____	97	_____	1990-91
2. ___ Devin Gibson _____	93	_____	2007-08
3. ___ Devin Gibson _____	91	_____	2010-11
4. ___ Devin Gibson _____	82	_____	2008-09
5. ___ Preston Ivory _____	73	_____	1990-91
6. ___ Lloyd Williams _____	68	_____	1999-00
7. ___ Ronnie Ellison _____	63	_____	1991-92
8. ___ Kurt Attaway _____	60	_____	2006-07
9. ___ Omar Johnson _____	58	_____	2008-09
_____ Lloyd Williams _____	58	_____	1998-99

BLOCKS

1. ___ Leon Watson _____	65	_____	1997-98
2. ___ Leon Watson _____	54	_____	1998-99
3. ___ Tim Faulknerr _____	51	_____	1989-90
_____ Anthony Fuqua _____	51	_____	2004-05
5. ___ Anthony Fuqua _____	42	_____	2003-04
6. ___ Leon Watson _____	41	_____	1999-00
7. ___ Grant Martin _____	39	_____	1988-89
8. ___ Tom Oswald _____	38	_____	1995-96
9. ___ Tyrone Harbin _____	36	_____	1985-86
_____ Alex Vouyoukas _____	36	_____	2011-12



Bruce Wheatley holds single-season records for rebounds (287) and rebounds per game (9.9), both set in 1989-90.

1,000-Point Club



JHIVVAN JACKSON
2,551 Points

Year	Points	Avg.
2017-18	534	18.4
2018-19	663	22.9
2019-20	856	26.8
2020-21	498	19.9
TOTAL	2,551	22.2




KEATON WALLACE
2,080 Points

Year	Points	Avg.
2017-18	398	11.4
2018-19	646	20.2
2019-20	600	18.8
2020-21	436	16.8
TOTAL	2,080	16.6




DEVIN BROWN
1,922 Points

Year	Points	Avg.
1998-99	483	16.7
1999-00	370	18.5
2000-01	556	19.9
2001-02	513	18.3
TOTAL	1,922	18.3



DERRICK GERVIN
1,691 Points

Year	Points	Avg.
1982-83	347	13.9
1983-84	626	23.2
1984-85	718	25.6
TOTAL	1,691	21.1




DEVIN GIBSON
1,681 Points

Year	Points	Avg.
2007-08	396	14.1
2008-09	333	12.3
2009-10	375	12.5
2010-11	577	17.0
TOTAL	1,681	14.1




JEROMIE HILL
1,674 Points

Year	Points	Avg.
2010-11	455	13.4
2011-12	400	12.5
2012-13	340	13.1
2014-15	479	16.0
TOTAL	1,674	13.7



KEITH HORNE
1,459 Points

Year	Points	Avg.
1988-89	120	5.7
1989-90	346	11.9
1990-91	541	20.0
1991-92	452	16.1
TOTAL	1,459	13.9




MC EVERETT POWERS
1,307 Points

Year	Points	Avg.
1998-99	221	7.6
1999-00	251	9.0
2000-01	291	10.0
2001-02	544	18.8
TOTAL	1,307	11.4



JACOB GERMANY
1,293 Points

Year	Points	Avg.
2019-20	169	5.5
2020-21	269	10.3
2021-22	485	15.2
2022-23	370	12.3
TOTAL	1,293	10.9



RONNIE ELLISON
1,284 Points

Year	Points	Avg.
1989-90	241	10.5
1990-91	541	20.6
1991-92	446	15.4
TOTAL	1,284	15.2




LEON WATSON
1,221 Points

Year	Points	Avg.
1996-97	194	8.1
1997-98	380	14.1
1998-99	353	12.2
1999-00	294	10.5
TOTAL	1,221	11.3



MARLON ANDERSON
1,150 Points

Year	Points	Avg.
1994-95	581	20.8
1995-96	569	20.3
TOTAL	1,150	20.5




CALVIN HAYNES
1,143 Points

Year	Points	Avg.
1983-84	69	3.0
1984-85	157	5.6
1985-86	444	15.3
1986-87	473	16.9
TOTAL	1,143	10.6




MELVIN JOHNSON III
1,113 Points

Year	Points	Avg.
2009-10	216	7.7
2010-11	507	14.9
2011-12	390	13.0
TOTAL	1,113	12.1



FRANK HAMPTON
1,067 Points

Year	Points	Avg.
1986-87	506	18.1
1987-88	561	18.0
TOTAL	1,067	18.1




IKE THORNTON
1,064 Points

Year	Points	Avg.
1981-82	209	7.7
1982-83	209	8.4
1983-84	261	9.3
1984-85	385	13.7
TOTAL	1,064	9.8



LEROY HURD
1,027 Points

Year	Points	Avg.
2002-03	388	17.6
2003-04	639	19.4
TOTAL	1,027	18.7



STEVE MEYER
1,001 Points


Year	Points	Avg.
1996-97	195	12.2
1997-98	430	15.9
1998-99	376	15.7
TOTAL	1,001	15.2

Top 50 Scorers

RK	PLAYER	POINTS	GAMES	YEARS	RK	PLAYER	POINTS	GAMES	YEARS
1	Jhivvan Jackson	2,551	115	2017-21	26	Byron Frohnen	863	132	2016-20
2	Keaton Wallace	2,080	125	2017-21	27	Thad Wordlaw	851	104	1992-96
3	Devin Brown	1,922	105	1998-02	28	Roderic Hall	835	53	1996-98
4	Derrick Gervin	1,691	80	1982-85	29	Giovanni De Nicolao	823	100	2016-19
5	Devin Gibson	1,681	119	2007-11	30	Rodney Smith	809	56	1992-94
6	Jeromie Hill	1,674	122	2010-15	31	Darryl Eaton	805	55	1989-91
7	Keith Horne	1,459	105	1988-92	32	Keon Lewis	801	57	2013-15
8	McEverett Powers	1,307	115	1998-02	33	Andre Owens	793	56	2004-06
9	Jacob Germany	1,293	118	2019-23	34	Michael Hale III	774	61	2012-13
10	Ronnie Ellison	1,284	81	1989-92	35	Afis Olajuwon	763	76	1991-94
11	Leon Watson	1,221	108	1996-00	36	Darren Webber	756	101	1993-97
12	Marlon Anderson	1,150	56	1994-96	37	Omar Johnson	729	61	2008-10
13	Calvin Haynes	1,143	108	1983-87		Preston Ivory	729	86	1988-91
14	Melvin Johnson III	1,113	92	2009-12	39	Rapheal Posey	713	60	2003-05
15	Frank Hampton	1,067	59	1986-88	40	Tim Faulkner	710	101	1985-90
16	Ike Thornton	1,064	108	1981-85	41	Taju Olajuwon	676	83	1989-92
17	LeRoy Hurd	1,027	55	2002-04	42	Ike Akotaobi	673	81	1999-03
18	Steve Meyer	1,001	67	1996-99	43	Jon Havens	670	111	1999-03
19	Kannon Burrage	984	64	2011-13	44	Morris Smith IV	665	62	2008-10
20	Ryan Bowie	965	62	2014-16	45	Kurt Attaway	661	107	2003-07
21	Lloyd Williams	957	110	1996-00	46	Rob Wallace	655	58	1991-93
22	Reggie Minnieweather	950	113	1998-02	47	Justin Harbert	643	55	2003-05
23	Nick Allen	899	129	2015-19	48	Cody Johnson	621	56	1994-96
24	Dion Pettus	883	114	1985-89	49	Jordan Sims	620	118	2010-14
	Eric Cooper	883	54	1987-89	50	Melvin Smith	618	59	2006-08

Top Single-Game Scoring Performances

- 1 52 by Roderic Hall vs. Maine (12/6/97)
- 2 51 by Derrick Gervin vs. Baylor (1/2/85)
- 3 46 by Jhivvan Jackson at WKU (1/31/19)
- 4 45 by Jhivvan Jackson at Old Dominion (2/6/20)
- 45 by Keaton Wallace at Marshall (2/2/19)
- 6 42 by Frank Hampton vs. Hardin-Simmons (1/17/87)
- 42 by Derrick Gervin vs. West Texas A&M (1/27/84)
- 8 41 by Jhivvan Jackson vs. Illinois State (12/21/19)
- 9 40 by Frank Hampton vs. UALR (3/11/88)
- 10 39 by Devin Brown vs. TCU (12/2/00)
- 39 by Roderic Hall vs. Louisiana-Monroe (1/5/98)
- 39 by Steve Meyer vs. Stephen F. Austin (1/8/98)
- 13 38 by Marlon Anderson vs. North Texas (3/4/95)
- 14 37 by Derrick Gervin vs. McNeese State (2/13/84)
- 15 36 by J.R. Harris at UAB (1/7/16)
- 36 by Jeromie Hill vs. Marshall (1/22/15)
- 36 by Marlon Anderson vs. Northwestern State (2/17/96)
- 36 by Keith Horne vs. Georgia State (2/28/91)
- 36 by Clarence McGee vs. Mercer (3/5/88)
- 20 35 by Keaton Wallace vs. Mid-America Christian (12/8/18)
- 35 by Michael Hale III at Seattle U (1/24/13)
- 35 by Devin Brown vs. Texas State (2/19/01)
- 35 by Eric Cooper vs. Houston Christian (3/4/88)
- (Houston Baptist at the time)
- 35 by Derrick Gervin vs. Texas State (2/26/85)
- 35 by Derrick Gervin vs. Hartford (3/3/85)
- 26 34 by Ronnie Ellison vs. UALR (1/17/91)
- 34 by Ronnie Ellison vs. Georgia Southern (2/21/91)
- 34 by Derrick Gervin vs. UT Arlington (1/30/84)
- 34 by LeRoy Hurd vs. Louisiana-Monroe (1/4/03)




Roderic Hall holds the single-game scoring record with 52 points against Maine in 1997.

500-Rebound Club




BYRON FROHNEN
912 Rebounds

Year	Rebounds	Avg.
2016-17	221	6.7
2017-18	253	7.2
2018-19	216	6.8
2019-20	222	6.9
TOTAL	912	6.9




JEROMIE HILL
842 Rebounds

Year	Rebounds	Avg.
2010-11	225	6.6
2011-12	204	6.4
2012-13	169	6.5
2014-15	244	8.1
TOTAL	842	6.9



LEON WATSON
794 Rebounds

Year	Rebounds	Avg.
1996-97	101	4.2
1997-98	263	9.7
1998-99	193	6.7
1999-00	237	6.5
TOTAL	794	7.4




JACOB GERMANY
531 Rebounds

Year	Rebounds	Avg.
2019-20	140	4.5
2020-21	156	6.0
2021-22	235	7.3
2022-23	248	8.3
TOTAL	779	6.5




MC EVERETT POWERS
760 Rebounds

Year	Rebounds	Avg.
1998-99	144	5.0
1999-00	190	6.8
2000-01	197	6.8
2001-02	229	7.9
TOTAL	760	6.6




DEVIN BROWN
751 Rebounds

Year	Rebounds	Avg.
1998-99	177	6.1
1999-00	129	6.4
2000-01	212	7.6
2001-02	233	8.3
TOTAL	751	7.2



DERRICK GERVIN
684 Rebounds

Year	Rebounds	Avg.
1982-83	177	7.1
1983-84	239	8.8
1984-85	268	9.6
TOTAL	684	8.6



BRUCE WHEATLEY
668 Rebounds

Year	Rebounds	Avg.
1987-88	153	5.8
1988-89	228	8.1
1989-90	287	9.9
TOTAL	668	8.1



NICK ALLEN
563 Rebounds

Year	Rebounds	Avg.
2015-16	91	2.9
2016-17	140	4.2
2017-18	178	5.1
2018-19	154	5.1
TOTAL	563	4.4




KEATON WALLACE
554 Rebounds

Year	Rebounds	Avg.
2017-18	107	3.1
2018-19	161	5.0
2019-20	143	4.5
2020-21	143	5.5
TOTAL	554	4.4



DEVIN GIBSON
530 Rebounds

Year	Rebounds	Avg.
2007-08	116	4.1
2008-09	100	3.7
2009-10	136	4.5
2010-11	178	5.2
TOTAL	530	4.5



REGGIE MINNIEWEATHER
517 Rebounds

Year	Rebounds	Avg.
1998-99	58	2.1
1999-00	128	4.6
2000-01	170	5.9
2001-02	161	5.6
TOTAL	517	4.6

Top 50 Rebounders

RK	PLAYER	REBOUNDS	GAMES	YEARS	RK	PLAYER	REBOUNDS	GAMES	YEARS
1	Byron Frohnen	912	132	2016-19	28	Giovanni De Nicolao	346	100	2016-19
2	Jeromie Hill	842	122	2010-15		Lennell Moore	346	54	1986-88
3	Leon Watson	794	108	1996-00	30	Lloyd Williams	343	110	1996-00
4	Jacob Germany	779	118	2019-23	31	Anthony Fuqua	339	60	2003-05
5	McEverett Powers	760	115	1998-02	32	Ronnie Ellison	336	82	1989-92
6	Devin Brown	751	105	1998-02	33	Dion Pettus	327	114	1985-89
7	Derrick Gervin	684	80	1982-85	34	Afis Olajuwon	316	76	1991-94
8	Bruce Wheatley	668	83	1987-90		Austin Karrer	316	121	2015-18
9	Nick Allen	563	129	2018-19	36	Edrico McGregor	313	61	2012-14
10	Keaton Wallace	554	125	2018-21	37	John Millsap	307	51	2003-05
11	Devin Gibson	530	85	2007-11	38	Jordan Sims	302	118	2010-14
12	Reggie Minnieweather	517	113	1998-02	39	Kaj-Björn Sherman	301	57	2013-15
13	Jhivvan Jackson	497	115	2018-21	40	Preston Ivory	299	86	1988-91
14	Calvin Haynes	467	108	1983-87	41	Lucas O'Brien	297	92	2013-17
15	Taju Olajuwon	461	83	1989-92		Phillip Jones	297	62	2013-15
16	Frank Hampton	452	59	1986-88	43	Steve Meyer	296	67	1996-99
17	Tim Faulkner	442	101	1985-90	45	Demarco Stepter	294	57	2008-10
18	LeRoy Hurd	440	55	2002-04	46	Ike Thornton	291	108	1981-85
19	Darren Webber	410	101	1993-97	47	Stephen Franklin	289	66	2010-12
20	Rodney Smith	390	56	1992-94	48	Atem Bior	288	64	2018-20
21	Ryan Bowie	386	62	2014-16	49	Travis Gabbidon	287	46	2007-09
22	Keith Horne	373	105	1988-92	50	Mahcoe Parker	286	52	1999-01
23	Tom Oswald	370	107	1992-96					
	Keith Spencer	370	57	2006-08					
25	Marlon Anderson	365	56	1994-96					
26	David President	359	109	2001-05					
27	Cody Johnson	350	56	1994-96					

Top Single-Game Rebounding Performances

- 25 by Lennell Moore at Centenary (1/5/87)
- 20 by Clarence McGee vs. Hardin-Simmons (2/27/88)
- 19 by Clarence McGee at Hartford (11/28/87)
19 by Bruce Wheatley at UALR (3/7/90)
19 by Leon Watson vs. UTRGV (12/9/97)
- 18 by Derrick Gervin vs. Baylor (1/2/85)
18 by Derrick Gervin vs. Sam Houston State (2/28/85)
18 by Clarence McGee vs. Schreiner (12/19/87)
18 by Jacob Germany at FIU (2/25/23)
- 17 by Lennell Moore vs. St. Mary's* (1/26/87)
17 by Bruce Wheatley vs. Houston Christian (3/4/89)
(Houston Baptist at the time)
17 by Bruce Wheatley vs. Stetson (3/3/90)
17 by John Millsap vs. Sam Houston State (2/3/05)
17 by Kaj-Björn Sherman vs. Cameron (12/30/14)
- 16 by Derrick Gervin vs. UT Arlington (1/30/84)
16 by Frank Hampton at Hardin-Simmons (1/17/87)
16 by Phillip Chime vs. UT Arlington (12/30/94)
16 by Leon Watson at UW-Milwaukee (12/30/97)
16 by Leon Watson at Kansas State (11/29/99)
16 by LeRoy Hurd at Lamar (2/13/04)



Jeromie Hill is UTSA's No. 2 leading rebounder with 842 career boards.

*played at Hemisfair Arena (San Antonio)

Annual Leaders

1981-82

Points – Dennis Mumford (11.4)
Rebounds – Dennis Mumford (5.6)
Assists – Mike Pickens (2.5)

1982-83

Points – Derrick Gervin (13.9)
Rebounds – Derrick Gervin (7.1)
Assists – Jeff Christensen (2.0)

1983-84

Points – Derrick Gervin (23.2)
Rebounds – Derrick Gervin (8.8)
Assists – Vince Cunningham (3.0)

1984-85

Points – Derrick Gervin (25.6)
Rebounds – Derrick Gervin (9.6)
Assists – Robert Wallace (3.7)

1985-86

Points – Calvin Haynes (15.3)
Rebounds – Tyrone Harbin (5.6)
Assists – Chuck Johnson (2.7)

1986-87

Points – Frank Hampton (18.1)
Rebounds – Frank Hampton (7.9)
Assists – Issy Washington (5.1)

1987-88

Points – Frank Hampton (18.0)
Rebounds – Clarence McGee (8.7)
Assists – Todd Barnes (4.5)

1988-89

Points – Eric Cooper (18.6)
Rebounds – Bruce Wheatley (8.1)
Assists – Scott Smith (4.7)

1989-90

Points – Darryl Eaton (15.6)
Rebounds – Bruce Wheatley (9.9)
Assists – Ronnie Ellison (3.3)

1990-91

Points – Ronnie Ellison (20.6)
Rebounds – Taju Olajuwon (7.3)
Assists – Ronnie Ellison (4.1)

1991-92

Points – Keith Horne (16.1)
Rebounds – Shawn Jamison (6.3)
Assists – Ronnie Ellison (6.4)

1992-93

Points – Rob Wallace (13.4)
Rebounds – Rodney Smith (5.3)
Assists – Jon Johnson (4.0)

1993-94

Points – Rodney Smith (17.7)
Rebounds – Rodney Smith (8.8)
Assists – Tim Glover (4.0)

1994-95

Points – Marlon Anderson (20.8)
Rebounds – Marlon Anderson (7.1)
Assists – Thaddeus Wordlaw (4.6)

1995-96

Points – Marlon Anderson (20.3)
Rebounds – Cody Johnson (6.0)
Assists – Thaddeus Wordlaw (4.7)

1996-97

Points – Roderic Hall (14.0)
Rebounds – Darren Webber (6.0)
Assists – Lloyd Williams (5.0)

1997-98

Points – Roderic Hall (17.4)
Rebounds – Leon Watson (9.7)
Assists – Lloyd Williams (4.3)

1998-99

Points – Devin Brown (16.7)
Rebounds – Leon Watson (6.7)
Assists – Lloyd Williams (4.5)

1999-2000

Points – Devin Brown (18.5)
Rebounds – Leon Watson (8.5)
Assists – Lloyd Williams (5.7)

2000-01

Points – Devin Brown (19.9)
Rebounds – Devin Brown (7.6)
Assists – Jon Havens (4.2)

2001-02

Points – McEverett Powers (18.8)
Rebounds – Devin Brown (8.3)
Assists – David President (3.1)

2002-03

Points – LeRoy Hurd (17.6)
Rebounds – LeRoy Hurd (8.0)
Assists – David President (3.3)

2003-04

Points – LeRoy Hurd (19.4)
Rebounds – LeRoy Hurd (8.0)
Assists – Kurt Attaway (3.2)

2004-05

Points – John Millsap (13.7)
Rebounds – John Millsap (6.9)
Assists – David President (3.6)

2005-06

Points – Andre Owens (17.7)
Rebounds – Andre Owens (6.0)
Assists – Kurt Attaway (3.5)

2006-07

Points – Melvin Smith (12.9)
Rebounds – Keith Spencer (7.1)
Assists – Kurt Attaway (4.1)

2007-08

Points – Devin Gibson (14.1)
Rebounds – Keith Spencer (5.9)
Assists – Devin Gibson (5.1)

2008-09

Points – Travis Gabbidon (12.6)
 Omar Johnson (12.6)
Rebounds – Travis Gabbidon (6.4)
Assists – Omar Johnson (4.2)

2009-10

Points – Morris Smith IV (12.6)
Rebounds – Terry Fields (6.2)
Assists – Devin Gibson (4.5)

2010-11

Points – Devin Gibson (17.0)
Rebounds – Jeromie Hill (6.6)
Assists – Devin Gibson (5.4)

2011-12

Points – Kannon Burrage (13.5)
Rebounds – Jeromie Hill (6.4)
Assists – Michael Hale III (3.2)

2012-13

Points – Kannon Burrage (17.2)
Rebounds – Jeromie Hill (6.5)
Assists – Michael Hale III (3.8)

2013-14

Points – Keon Lewis (12.6)
Rebounds – Phillip Jones (6.2)
Assists – Keon Lewis (2.6)

2014-15

Points – Jeromie Hill (16.0)
Rebounds – Jeromie Hill (8.1)
Assists – Keon Lewis (3.1)

2015-16

Points – Ryan Bowie (18.0)
Rebounds – Ryan Bowie (6.6)
Assists – Christian Wilson (4.6)

2016-17

Points – Jeff Beverly (15.8)
Rebounds – Byron Frohnen (6.7)
Assists – Giovanni De Niccolao (3.2)

2017-18

Points – Jhivvan Jackson (18.4)
Rebounds – Byron Frohnen (7.2)
Assists – Giovanni De Niccolao (3.79)

2018-19

Points – Jhivvan Jackson (22.9)
Rebounds – Byron Frohnen (6.8)
Assists – Giovanni De Niccolao (3.65)

2019-20

Points – Jhivvan Jackson (26.8)
Rebounds – Byron Frohnen (6.9)
Assists – Giovanni De Niccolao (3.1)

2020-21

Points – Jhivvan Jackson (19.9)
Rebounds – Jacob Germany (6.0)
Assists – Jhivvan Jackson (3.44)

2021-22

Points – Jacob Germany (15.2)
Rebounds – Jacob Germany (7.3)
Assists – Erik Czumbel (2.8)

2022-23

Points – Japhet Medor (13.7)
Rebounds – Jacob Germany (8.3)
Assists – Japhet Medor (3.8)

100-Point Games

SCORE	MARGIN	OPPONENT	DATE	SCORE	MARGIN	OPPONENT	DATE
111-66	45	Prairie View A&M	1/25/84	116-105	11	at Centenary	2/9/91
107-70	37	Eastern Washington	2/18/84	104-99 (OT)	5	Northwestern State	2/13/92
101-91	10	Baylor	1/2/85	101-82	19	Schreiner	12/1/92
113-67	46	Jarvis Christian	11/29/86	105-99	6	at Northwestern State	1/21/93
111-93	18	at UT Arlington	1/12/87	100-74	26	North Texas	1/30/93
109-95	14	at Hardin-Simmons	1/17/87	108-117	(9)	Northwestern State	2/20/93
102-85	17	Centenary	2/13/88	105-111 (OT)	(6)	Stephen F. Austin	1/18/97
108-85	23	Mercer	3/5/88	101-108 (OT)	(7)	at Nicholls	2/8/97
101-75	26	vs. UALR (Daytona Beach, Fla.)	3/11/88	104-107 (OT)	(3)	Louisiana-Monroe	2/17/01
112-74	38	Schreiner	11/25/88	100-71	29	Sul Ross State	12/15/03
102-45	57	Howard Payne	12/10/88	106-86	20	Southeastern La.	3/5/04
101-74	27	at Centenary	12/17/88	101-81	20	UTRGV	12/6/05
115-87	28	Georgia State	2/11/89	100-75	25	McNeese State	2/9/06
101-107	(6)	vs. Murray State (Beaumont, Texas)	12/29/89	103-96 (OT)	7	at Texas State	2/23/08
116-121	(5)	Centenary	1/4/90	136-68	68	East Central	11/22/08
101-71	30	at Georgia State	1/11/90	103-80	23	East Central	11/18/09
107-104	3	UA-Little Rock	1/27/90	115-49	66	Jarvis Christian	1/25/12
112-93	19	at Centenary	2/3/90	108-114 (2OT)	(6)	at Charlotte	2/25/16
128-70	58	Georgia State	2/10/90	125-64	61	Ottawa	11/30/17
132-97	35	Texas State	11/24/90	104-74	30	Mid-America Christian	12/8/18
105-90	15	at UT Arlington	12/6/90	101-77	24	Bethany [Kan.]	12/17/19
103-83	20	UT Arlington	12/12/90	116-106 (OT)	10	at Marshall	2/2/19
108-89	19	Nicholls	12/17/90	100-67	33	FIU	2/7/19
101-78	23	UTRGV	12/19/90	102-70	32	Our Lady of the Lake	12/20/20
118-97	21	Centenary	1/12/91	123-43	80	Southwestern Adventist	3/4/21
106-63	43	Samford	1/19/91	103-89	14	Dallas Christian	1/3/22
103-87	16	at Stetson	1/26/91				

All-Time Record in 100-Point Games: 46-7

Convocation Center Records

MOST POINTS

Game — 51 by Derrick Gervin vs. Baylor (1/2/85)
 Half — 31 (1st) by Derrick Gervin vs. Baylor (1/2/85)

MOST FIELD GOALS

Game — 22 by Derrick Gervin vs. Baylor (1/2/85)
 Half — 15 (1st) by Derrick Gervin vs. Baylor (1/2/85)

MOST FIELD GOALS ATTEMPTED

32 by Derrick Gervin vs. Baylor (1/2/85)

HIGHEST FIELD GOAL PERCENTAGE (minimum of 10)

83.3% (10-12) by Preston Ivory vs. Nicholls (2/17/90)

MOST FREE THROWS MADE

20 by McEverett Powers vs. UT Arlington (1/24/02)

MOST FREE THROWS ATTEMPTED

26 by McEverett Powers vs. UT Arlington (1/24/02)

HIGHEST FREE THROW PERCENTAGE (minimum of 10)

100% by several players; last (10-10) by Japhet Medor vs. UTEP (2/11/23)

MOST REBOUNDS

20 by Clarence McGee vs. Hardin-Simmons (2/27/88)

MOST ASSISTS

14 by Issy Washington vs. Jarvis Christian (11/29/86)

MOST STEALS

8 by Taju Olajuwon vs. Samford (1/19/91)

MOST BLOCKED SHOTS

10 by Wojciech Myrda, Louisiana-Monroe (2/17/00)



The second highest scorer in UTSA history, Keaton Wallace made 15-of-15 free throws in a win over Texas A&M-Corpus Christi on Dec. 3, 2019.



Clarence McGee pulled down a Convocation Center record 20 rebounds against UT Arlington in 1988.

TOP 10 CONVOCATION CENTER CROWDS

4,913	_____ Texas State _____	L, 77-91	_____ 2/27/99
4,258	_____ Little Rock _____	W, 74-73	_____ 1/5/89
4,040	_____ Lamar _____	L, 73-86	_____ 2/29/84
3,800	_____ TCU _____	L, 68-72	_____ 12/3/88
3,675	_____ Sam Houston State _____	W, 91-90 (OT)	_____ 2/20/10
3,373	_____ Sam Houston State _____	W, 75-72	_____ 2/5/00
3,367	_____ New Orleans _____	L, 71-84	_____ 1/21/83
3,311	_____ Texas State _____	W, 69-59	_____ 1/21/95
3,257	_____ Stephen F. Austin _____	W, 74-70	_____ 3/12/04
3,236	_____ ULM _____	W, 81-74	_____ 2/8/02

Opponent Records

TEAM

MOST POINTS

Game — 121 by Centenary (1/4/90)
Half — 68 by Northwestern State (2/20/93); Stephen F. Austin (1/18/97)
Season — 2,698 in 32 games (2015-16)

FEWEST POINTS

Game — 36 by Henderson State (11/29/06)
Half — 12 (1st) by Ouachita Baptist (11/15/98)
Season — 1,763 in 27 games (1982-83)

HIGHEST VICTORY MARGIN

66 (116-50) by Texas (12/8/15)

HIGHEST LOSS MARGIN

80 (123-43) by Southwestern Adventist (3/4/21)

HIGHEST SCORING AVERAGE

Season — 84.3 (2015-16)

LOWEST SCORING AVERAGE

Season — 65.3 (1982-83)

MOST FIELD GOALS MADE

Game — 44 by Houston (12/12/81); by Houston (12/5/85); by Syracuse (12/12/93)
Season — 927 (2015-16)

FEWEST FIELD GOALS MADE

Game — 13 by San Diego (11/26/06)
Season — 649 (2006-07)

MOST FIELD GOALS ATTEMPTED

Game — 87 by Georgia State (2/26/87)
Season — 2,111 (2017-18)



Alex Vouyoukas had three blocks and three steals to help UTSA hold Jarvis Christian to a school-record 23.8-percent shooting on Jan. 25, 2012.

TEAM

FEWEST FIELD GOALS ATTEMPTED

Game — 35 by Tulane (1/2/82); Nicholls (2/16/08); Navy (12/2/08)
Season — 1,339 (1981-82)

HIGHEST FIELD GOAL PERCENTAGE

Game — 71.4% (25-35) by Navy (12/2/08)
Season — 51.2% (686-1,339); 1981-82

LOWEST FIELD GOAL PERCENTAGE

Game — 23.8% (15-63) by Jarvis Christian (1/25/12)
Season — 40.7% (719-1766); 2000-01

MOST FREE THROWS MADE

Game — 43 by Northwestern State (2/20/93)
Season — 580 (2017-18)

FEWEST FREE THROWS MADE

Game — 0 by Georgia State (12/27/08); Texas A&M-Corpus Christi (1/11/12)
Season — 359 (2014-15)

MOST FREE THROWS ATTEMPTED

Game — 52 by Nicholls (2/27/82); Northwestern State (2/20/93); Sam Houston St. (2/25/06)
Season — 854 (2017-18)

FEWEST FREE THROWS ATTEMPTED

Game — 1 by Cameron (11/27/11); Texas A&M-Corpus Christi (1/11/12)
Season — 495 (2014-15)

HIGHEST FREE THROW PERCENTAGE

Game — 100.0% (14-14) by Texas Tech (12/7/16); (20-20) by Bakersfield (12/18/13); (11-11) by Sam Houston State (1/16/97); (9-9) by Cameron (12/1/09)
Season — 72.5% (359-495); 2014-15

LOWEST FREE THROW PERCENTAGE

Game — 0.0% (0-6) by Georgia State (12/27/08)
Season — 61.7% (480-777); 1988-89

MOST 3-POINTERS MADE

Game — 19 by Georgia State (12/22/13)
Season — 290 (2017-18)

FEWEST 3-POINTERS MADE

Game — 0, many times; last by Nicholls (1/14/09)
Season — 122 (1987-88)

MOST 3-POINTERS ATTEMPTED

Game — 41 by Northern Arizona (12/3/14)
Season — 841 (2017-18)

FEWEST 3-POINTERS ATTEMPTED

Game — 1 by Illinois (3/18/88)
Season — 392 (1988-89)

HIGHEST 3-POINT PERCENTAGE

Game — 100.0% (3-3) by Hardin-Simmons (2/21/87)
Season — .408 (280-687); 2015-16

LOWEST 3-POINT PERCENTAGE

Game — 0%, many times; last by Nicholls (1/14/09)
Season — 28.4% (169-595); 2009-10

Opponent Records

TEAM

MOST REBOUNDS**Game** — 63 by North Texas (2/25/93)**Season** — 1,335 in 35 games (2017-18)**FEWEST REBOUNDS****Game** — 12 by Austin College (12/14/81)**Season** — 883 (1982-83)**HIGHEST REBOUND AVERAGE****Season** — 40.9 (1990-91)**LOWEST REBOUND AVERAGE****Season** — 32.1 (1984-85)**MOST ASSISTS****Game** — 32 by Kansas St. (11/23/91); Nicholls (2/2/95)**Season** — 548 (1992-93)**FEWEST ASSISTS****Game** — 2 by Tulane (1/2/82); Prairie View A&M (1/25/84)**Season** — 248 (1981-82)**MOST STEALS****Game** — 18 by UT Arlington (2/6/86); Texas A&M-Kingsville (11/30/91); Stephen F. Austin (1/18/97)**Season** — 293 (1985-86)**FEWEST STEALS****Game** — 0, four times; last by Dartmouth (11/27/22)**Season** — 124 (1981-82)**MOST BLOCKED SHOTS****Game** — 14 by Louisiana-Monroe (1/17/02)**Season** — 163 (2014-15)**FEWEST BLOCKED SHOTS****Game** — 0, many times; last by Charlotte (1/14/23)**Season** — 56 (1984-85)**MOST TURNOVERS****Game** — 37 by Samford (1/19/91)**Season** — 671 (1990-91)**FEWEST TURNOVERS****Game** — 4 by Western Kentucky (2/2/23)**Season** — 354 (2022-23)**MOST FOULS****Game** — 38 by Texas State (2/23/08)**Season** — 697 (2010-11)**FEWEST FOULS****Game** — 6 by Baylor (12/30/85)**Season** — 459 (1982-83)**MOST DISQUALIFICATIONS****Season** — 23 (1987-88 and 2013-14)**FEWEST DISQUALIFICATIONS****Season** — 7 (2011-12)

INDIVIDUAL

MOST POINTS**Game** — 61 by Wayman Tisdale, Oklahoma (12/28/83)**Half** — 37 (2nd) by Wayman Tisdale, Oklahoma (12/28/83)**MOST FIELD GOALS MADE****Game** — 24 by Wayman Tisdale, Oklahoma (12/28/83)**Half** — 15 by Wayman Tisdale, Oklahoma (12/28/83)**MOST FIELD GOALS ATTEMPTED****Game** — 34 by Wayman Tisdale, Oklahoma (12/28/83)**HIGHEST FIELD GOAL PERCENTAGE****(minimum five made)****Game** — 100.0% (13-13) by Bob Harstad, Creighton (11/30/90); (6-6) by Adam Teague, Navy (12/2/08); (6-6) by Jason Marks, Southeastern Louisiana (2/6/10); (10-10) by Torian Oglesby, Bowling Green (1/1/12); (5-5) by Taylor Smith, Stephen F. Austin (1/14/12); (5-5) by Trey Zeigler, TCU (12/20/14); (6-6) by Denzell Watts, UAB (1/7/16); (8-8) by Kevin Holland, Southern Miss (01/06/18); (5-5) by Jestin Porter, Middle Tennessee (1/5/23)**MOST FREE THROWS MADE****Game** — 20 by John Buckwalter, Centenary (2/9/91)**MOST FREE THROWS ATTEMPTED****Game** — 21 by John Buckwalter, Centenary (2/9/91)**HIGHEST FREE THROW PERCENTAGE****(minimum 10 made)****Game** — 100.0% (12-12) by Arthur Walton, Houston Christian [HBCU at time] (2/6/87); (10-10) by Jermain Davis, Iowa (11/17/08); (10-10) by Sean Baptiste, Fairleigh Dickinson (11/24/09); (13-13) by Jonathan Wills, Fresno State (11/22/11); (10-10) by Dontae Cannon, McNeese State (3/7/12); by Ryan Cornish, Dartmouth (11/27/22)**MOST 3-POINTERS MADE****Game** — 12 by R.J. Hunter, Georgia State (12/22/13)**MOST 3-POINTERS ATTEMPTED****Game** — 19 by R.J. Hunter, Georgia State (12/22/13); Aaseem Dixon, Northern Arizona (12/3/14)**HIGHEST 3-POINT PERCENTAGE****(minimum four made)****Game** — 100.0% (5-5) by Wayne Edwards, Nicholls (2/8/97); (5-5) by Scott Cross, UT Arlington (2/14/98); (5-5) by Aaron Wade, Sam Houston St. (2/1/07); (4-4) by Adam Teague, Navy (12/2/08); (7-7) by Kevin Holland, Southern Miss (01/06/18)**MOST REBOUNDS****Game** — 22 by Wayman Tisdale, Oklahoma (12/28/83)**MOST ASSISTS****Game** — 16 by Ray Washington, Nicholls (3/1/93)**MOST STEALS****Game** — 8 by Terrance Artis, Prairie View A&M (1/22/86); 8 by Ryan Woolridge, North Texas (2/18/17)**MOST BLOCKED SHOTS****Game** — 13 Wojciech Myrda, Louisiana-Monroe (1/17/02)**MOST TURNOVERS****Game** — 11 by Gabe Ramirez, St. Mary's (1/21/91)

Year-by-Year Records

Year	Coach	Record	Conference Record	CIT	NCAA
1981-82	Don Eddy	8-19	—		—
1982-83	Don Eddy	10-17	—		—
1983-84	Don Eddy	20-8	—		—
1984-85	Don Eddy	18-10	—		—
1985-86	Don Eddy/Larry Gatewood*	7-24	—		—
1986-87	Ken Burmeister	13-15	7-11 (t-6th/TAAC)		—
1987-88	Ken Burmeister	22-9	13-5 (3rd/TAAC)		0-1
1988-89	Ken Burmeister	15-13	8-11 (7th/TAAC)		—
1989-90	Ken Burmeister	22-7	14-4 (2nd/TAAC)		—
1990-91	Stu Starner	21-8	12-2 (1st/TAAC)		—
1991-92	Stu Starner	21-8	15-3 (1st/SLC)		—
1992-93	Stu Starner	15-14	10-8 (3rd/SLC)		—
1993-94	Stu Starner	12-15	8-10 (6th/SLC)		—
1994-95	Stu Starner	15-13	11-7 (t-2nd/SLC)		—
1995-96	Tim Carter	14-14	12-6 (t-2nd/SLC)		—
1996-97	Tim Carter	9-17	4-12 (9th/SLC)		—
1997-98	Tim Carter	16-11	10-6 (t-2nd/SLC)		—
1998-99	Tim Carter	18-11	12-6 (3rd/SLC)		0-1
1999-2000	Tim Carter	15-13	12-6 (3rd/SLC)		—
2000-01	Tim Carter	14-15	12-8 (t-2nd/SLC)		—
2001-02	Tim Carter	19-10	13-7 (3rd/SLC)		—
2002-03	Tim Carter	10-17	7-13 (9th/SLC)		—
2003-04	Tim Carter	19-14	11-5 (t-1st/SLC)		0-1
2004-05	Tim Carter	15-13	10-6 (4th/SLC)		—
2005-06	Tim Carter	11-17	6-10 (t-8th/SLC)		—
2006-07	Brooks Thompson	7-22	3-13 (12th/SLC)		—
2007-08	Brooks Thompson	13-17	7-9 (t-6th/SLC)		—
2008-09	Brooks Thompson	19-13	8-8 (6th/SLC)		—
2009-10	Brooks Thompson	19-11	9-7 (t-5th/SLC)		—
2010-11	Brooks Thompson	20-14	9-7 (t-5th/SLC)		1-1
2011-12	Brooks Thompson	18-14	10-6 (t-4th/SLC)		—
2012-13	Brooks Thompson	10-22	3-12 (t-8th/WAC)		—
2013-14	Brooks Thompson	8-22	4-14 (13th/C-USA)		—
2014-15	Brooks Thompson	14-16	8-10 (t-7th/C-USA)		—
2015-16	Brooks Thompson	5-27	3-15 (14th/C-USA)		—
2016-17	Steve Henson	14-19	8-10 (9th/C-USA)		—
2017-18	Steve Henson	20-15	11-7 (5th/C-USA)	1-1	—
2018-19	Steve Henson	17-15	11-7 (2nd/C-USA)		—
2019-20	Steve Henson	13-19	8-11 (10th/C-USA)		---
2020-21	Steve Henson	15-11	9-7 (7th/C-USA)		---
2021-22	Steve Henson	10-22	3-15 (13th/C-USA)		---
2022-23	Steve Henson	10-22	4-16 (11th/C-USA)		---
42 seasons		611-633 (.491)	325-318 (.505)	1-1 (.500)	1-4 (.200)

*Larry Gatewood served as interim head coach for the final nine games of the 1985-86 season

Coaching History

	Years	Record
Don Eddy	1981-86	60-72 (.455)
Ken Burmeister	1986-90	72-44 (.621)
Stu Starner	1990-95	84-58 (.592)
Tim Carter	1995-2006	160-152 (.513)
Brooks Thompson	2006-16	133-178 (.428)
Steve Henson	2016-present	99-123 (.446)

Winningest Coaches

	Years	Record
Ken Burmeister	1986-90	72-44 (.621)
Stu Starner	1990-95	84-58 (.592)
Tim Carter	1995-2006	160-152 (.513)
Don Eddy	1981-86	60-72 (.455)
Steve Henson	2016-present	99-123 (.446)
Brooks Thompson	2006-16	133-178 (.428)

Year-by-Year Results



DON EDDY
1981-86
(four+ seasons)
Record: 60-72 (.455)

1981-82 • 8-19 overall

7-3 home • 1-11 road • 0-5 neutral

- 11/30 __ vs. #18 Arkansas^ _____ L, 42-71
- 12/3 __ at UTEP _____ L, 37-65
- 12/5 __ at Baylor _____ L, 44-57
- 12/7 __ vs. Texas Tech^ _____ L, 51-57
- 12/11 __ Sul Ross St. _____ W, 84-53
- 12/12 __ at Houston _____ L, 105-69
- 12/14 __ Austin College _____ W, 82-72
- 12/16 __ Houston Christian (Houston Baptist) _____ L, 51-57
- 12/19 __ McMurry _____ W, 74-58
- 12/22 __ at TCU _____ L, 51-55
- 1/2 __ Tulane _____ L, 64-71
- 1/4 __ vs. UT Arlington^ _____ L, 69-77
- 1/6 __ at McNeese St. _____ L, 64-76
- 1/9 __ Wabash _____ W, 76-67
- 1/12 __ at Rice _____ L, 51-83
- 1/14 __ at UT Arlington _____ L, 69-75
- 1/20 __ vs. Lamar^ _____ L, 47-74
- 1/25 __ at North Texas _____ L, 66-78
- 1/28 __ at Oklahoma City _____ (OT) W, 62-59
- 2/1 __ Nicholls _____ W, 87-63
- 2/6 __ Southeastern La. _____ W, 84-65
- 2/10 __ vs. McNeese St.^ _____ L, 64-73
- 2/17 __ at Lamar _____ L, 60-61
- 2/20 __ Louisiana Tech _____ L, 57-63
- 2/22 __ Hardin-Simmons _____ W, 69-48
- 2/25 __ at Southeastern La. _____ L, 64-70
- 2/27 __ at Nicholls _____ L, 75-77

^ played at Hemisfair Arena (San Antonio)

1982-83 • 10-17 overall

6-8 home • 3-8 road • 1-1 neutral

- 11/26 __ vs. Lamar+ _____ L, 59-79
- 11/28 __ vs. Arizona+ _____ W, 57-56
- 11/29 __ TCU _____ L, 56-65
- 12/2 __ at Arkansas _____ L, 59-78
- 12/4 __ Baylor _____ L, 60-61
- 12/6 __ Sul Ross St. _____ W, 90-75
- 12/10 __ at Texas Tech _____ W, 69-67
- 12/13 __ Austin College _____ W, 92-65
- 12/16 __ at Houston Christian (Houston Baptist) (OT) L, 64-69
- 12/18 __ McMurry _____ W, 92-65
- 1/3 __ at UT Arlington _____ W, 68-64
- 1/5 __ at McNeese St. _____ L, 57-66
- 1/10 __ UTEP _____ L, 50-52
- 1/12 __ at Nicholls _____ L, 68-82
- 1/17 __ at Louisiana Tech _____ L, 48-58
- 1/21 __ New Orleans _____ L, 71-84
- 1/24 __ Lamar _____ L, 58-60
- 1/27 __ at Hardin-Simmons _____ W, 69-50
- 2/5 __ Southeastern La. _____ L, 45-51
- 2/7 __ Oklahoma City _____ W, 50-45
- 2/12 __ Nicholls _____ L, 54-58
- 2/14 __ UT Arlington _____ L, 77-78
- 2/17 __ at Tulane _____ L, 62-90
- 2/22 __ Midwestern St. _____ W, 80-63
- 2/26 __ at New Orleans _____ L, 62-75
- 2/28 __ at Southeastern La. _____ L, 48-56
- 3/3 __ Rice _____ W, 58-51

+ Kettle Classic (Houston, Texas)

1983-84 • 20-8 overall

12-2 home • 7-6 road • 1-0 neutral

- 11/25 __ Presbyterian _____ L, 54-55
- 12/1 __ at Rice _____ W, 72-56
- 12/3 __ at TCU _____ W, 67-64
- 12/5 __ Biscayne _____ W, 69-62
- 12/12 __ at Baylor _____ W, 79-70
- 12/15 __ at Southern Cal _____ L, 68-84
- 12/17 __ at Cal St. Fullerton _____ L, 65-83
- 12/20 __ Midwestern St. _____ W, 59-57
- 12/28 __ vs. Oklahoma+ _____ L, 72-112
- 12/29 __ at Oklahoma City+ _____ L, 58-75
- 1/5 __ at West Texas A&M _____ W, 70-68
- 1/7 __ U.S. International _____ W, 76-64
- 1/10 __ at Lamar _____ L, 51-75
- 1/14 __ North Texas _____ W, 94-57
- 1/16 __ at UT Arlington _____ W, 76-65
- 1/23 __ Hardin-Simmons _____ W, 72-66
- 1/25 __ Prairie View A&M _____ W, 111-66
- 1/28 __ at UTRGV _____ W, 68-67
- 1/30 __ UT Arlington _____ W, 89-74
- 2/6 __ vs. St. Mary's^ _____ W, 69-61
- 2/13 __ McNeese St. _____ W, 83-66
- 2/18 __ Eastern Washington _____ W, 107-70
- 2/20 __ at Hardin-Simmons _____ W, 76-63
- 2/22 __ New Orleans _____ W, 88-77
- 2/25 __ UTRGV _____ W, 75-68
- 2/27 __ West Texas A&M _____ W, 95-88
- 2/29 __ Lamar _____ L, 73-86
- 3/3 __ at New Orleans _____ L, 49-68

+ All College Tournament (Oklahoma City, Okla.)

^ played at Hemisfair Arena (San Antonio)

Year-by-Year Results

1984-85 • 18-10 overall

13-1 home • 4-8 road • 1-1 neutral

11/29 __ Texas A&M-Kingsville _____ W, 94-87
 12/1 __ at Texas Tech _____ L, 49-71
 12/5 __ Cal St. Fullerton _____ W, 72-64
 12/8 __ TCU _____ (OT W, 76-74)
 12/10 __ Rice _____ W, 80-65
 12/15 __ at Prairie View A&M _____ W, 69-58
 12/18 __ at Arkansas _____ L, 67-74
 12/22 __ Grambling _____ W, 81-59
 1/2 __ Baylor _____ W, 101-91
 1/5 __ at UT Arlington _____ L, 81-82
 1/9 __ vs. New Orleans^ _____ W, 60-54
 1/14 __ at West Texas A&M _____ L, 76-78
 1/19 __ UTRGV _____ L, 70-79
 1/21 __ vs. St. Mary's^ _____ L, 81-88
 1/24 __ at UTRGV _____ W, 60-59
 1/26 __ UT Arlington _____ W, 81-62
 1/28 __ Hardin-Simmons _____ W, 92-83
 1/31 __ at North Texas _____ L, 72-73
 2/4 __ at Lamar _____ L, 70-80
 2/9 __ Texas St. _____ W, 83-76
 2/11 __ North Texas _____ W, 97-69
 2/16 __ West Texas A&M _____ W, 61-55
 2/18 __ at Hardin-Simmons _____ W, 75-74
 2/20 __ Prairie View A&M _____ W, 74-69
 2/23 __ at New Orleans _____ L, 65-67
 2/26 __ at Texas St. _____ W, 94-77
 2/28 __ Sam Houston St. _____ W, 88-78
 3/3 __ at Hartford _____ (OT) L, 75-77

^ played at Hemisfair Arena (San Antonio)

1985-86 • 7-24 overall

6-7 home • 0-9 road • 1-6 neutral

11/26 __ UC Riverside _____ W, 60-58
 11/29 __ vs. Arizona+ _____ L, 49-62
 11/30 __ vs. Villanova+ _____ L, 56-67
 12/2 __ vs. Missouri+ _____ L, 47-80
 12/5 __ vs. Houston^ _____ L, 59-104
 12/7 __ Chico St. _____ W, 75-63
 12/14 __ Texas A&M-Kingsville _____ L, 57-70
 12/20 __ vs. Nicholls\$ _____ L, 53-56
 12/21 __ vs. West Texas A&M\$ _____ L, 60-63
 12/28 __ at UALR _____ L, 67-87
 12/30 __ at Baylor _____ L, 50-51
 1/4 __ Grambling _____ L, 54-64
 1/8 __ at UT Arlington _____ L, 67-77
 1/11 __ at Texas St. _____ L, 62-69
 1/13 __ vs. St. Mary's^ _____ W, 76-67
 1/18 __ Stetson _____ (OT) W, 93-91
 1/22 __ at Prairie View A&M _____ L, 72-83
 1/25 __ UTRGV _____ (OT) L, 71-84
 1/27 __ at New Orleans _____ L, 69-87
 2/1 __ North Texas _____ L, 66-72
 2/3 __ at Grambling _____ L, 67-72
 2/6 __ UT Arlington _____ L, 65-84

Larry Gatewood, interim head coach (3-6)

2/8 __ at Stetson _____ L, 64-68
 2/13 __ Prairie View A&M _____ (OT) W, 78-72
 2/17 __ at New Orleans _____ L, 62-90
 2/19 __ UALR _____ L, 76-81
 2/22 __ Lamar _____ L, 63-87
 2/24 __ at Hardin-Simmons _____ L, 61-76
 2/27 __ at North Texas _____ L, 58-75
 3/1 __ Hartford _____ W, 60-59
 3/6 __ Texas St. _____ W, 94-73

+ Great Alaska Shootout (Anchorage, Alaska)

\$ Edinburg Classic (Edinburg, Texas)

^ played at Hemisfair Arena (San Antonio)



KEN BURMEISTER

1986-90

(four seasons)

Record: 72-44 (.621)

Conf.: 42-31 (.575)

1986-87 • 13-15 overall • 7-11 TAAC

8-4 home • 3-10 road • 2-1 neutral

11/29 __ Jarvis Christian _____ W, 113-67
 12/3 __ UT Arlington _____ W, 90-81
 12/5 __ at Rice+ _____ L, 63-84
 12/6 __ vs. Texas Southern+ _____ W, 91-80
 12/12 __ at Arkansas St.\$ _____ L, 58-95
 12/13 __ vs. Nicholls\$ _____ W, 78-66
 12/18 __ Georgia Southern* _____ W, 89-76
 12/20 __ Baylor _____ W, 85-83
 1/3 __ at Houston Christian (Houston Baptist)* _____ L, 85-95
 1/5 __ at Centenary* _____ (OT) L, 76-78
 1/8 __ UALR* _____ L, 60-62
 1/10 __ Samford* _____ W, 87-67
 1/12 __ at UT Arlington _____ W, 111-93
 1/17 __ at Hardin-Simmons* _____ W, 109-95
 1/22 __ at Georgia St.* _____ L, 86-96
 1/24 __ at Mercer* _____ L, 77-88
 1/26 __ vs. St. Mary's^ _____ L, 55-68
 1/29 __ at Georgia Southern* _____ L, 51-71
 1/31 __ at Stetson* _____ L, 75-79
 2/5 __ Houston Christian (Houston Baptist)* _____ L, 83-88
 2/7 __ Centenary* _____ W, 81-78
 2/12 __ at UALR* _____ L, 73-81
 2/14 __ at Samford* _____ W, 76-75
 2/17 __ Stetson* _____ L, 69-80
 2/21 __ Hardin-Simmons* _____ L, 80-83
 2/26 __ Georgia St.* _____ W, 89-74
 2/28 __ Mercer* _____ W, 84-71
 3/5 __ at UALR! _____ L, 60-62

+ Rice Tournament (Houston, Texas)

\$ Arkansas St. Running Joe Tourney (Jonesboro, Ark.)

* TAAC game

^ played at Hemisfair Arena (San Antonio)

! TAAC Tournament (Little Rock, Ark.)

Year-by-Year Results

1987-88 • 22-9 overall • 13-5 TAAC
11-1 home • 8-6 road • 3-2 neutral

11/27 __ vs. La Salle+ _____ L, 51-74
 11/28 __ at Hartford+ _____ W, 79-76
 12/5 __ Huston-Tillotson _____ W, 88-73
 12/12 __ UT Arlington _____ W, 95-74
 12/19 __ Schreiner _____ W, 97-69
 12/21 __ at #9 Syracuse _____ L, 84-108
 12/23 __ at DePaul _____ L, 82-93
 1/2 __ Georgia Southern* _____ W, 70-61
 1/4 __ Stetson* _____ W, 81-62
 1/7 __ at Houston Christian (Houston Baptist)* _____ W, 60-50
 1/9 __ at Centenary* _____ L, 74-75
 1/14 __ UALR* _____ L, 65-74
 1/16 __ Samford* _____ W, 84-61
 1/18 __ at UT Arlington* _____ (OT) W, 79-72
 1/20 __ vs. St. Mary's^ _____ (OT) W, 84-74
 1/23 __ at Hardin-Simmons* _____ W, 81-79
 1/28 __ at Georgia St.* _____ L, 65-87
 1/30 __ at Mercer* _____ L, 77-78
 2/4 __ at Georgia Southern* _____ W, 50-47
 2/6 __ at Stetson* _____ (OT) W, 74-72
 2/11 __ Houston Christian (Houston Baptist)* _____ W, 80-63
 2/13 __ Centenary* _____ W, 102-85
 2/18 __ at UALR* _____ (OT) L, 70-75
 2/20 __ at Samford* _____ W, 80-59
 2/27 __ Hardin-Simmons* _____ W, 91-80
 3/3 __ Georgia St.* _____ W, 91-83
 3/5 __ Mercer* _____ W, 108-85
 3/10 __ vs. Stetson! _____ W, 78-74
 3/11 __ vs. UALR! _____ W, 101-75
 3/12 __ vs. Georgia Southern! _____ (OT) W, 76-69
 3/18 __ vs. #16 Illinois% _____ L, 72-81

+ CBT Invitational (Hartford, Conn.)

* TAAC game

^ played at Hemisfair Arena (San Antonio)

! TAAC Tournament (Daytona Beach, Fla.)

% NCAA First Round (Cincinnati, Ohio)

1988-89 • 15-13 overall • 8-11 TAAC
8-6 home • 6-7 road • 1-0 neutral

11/25 __ Schreiner _____ W, 112-74
 11/28 __ at UT Arlington _____ W, 94-84
 12/3 __ TCU _____ L, 68-72
 12/5 __ Trinity _____ W, 93-53
 12/8 __ at North Texas _____ W, 81-73
 12/10 __ Howard Payne _____ W, 102-45
 12/17 __ at Centenary* _____ W, 101-74
 12/19 __ at Houston Christian (Houston Baptist)* _____ W, 65-53
 12/22 __ UT Arlington _____ W, 78-66
 1/5 __ UALR* _____ W, 74-73
 1/7 __ Samford* _____ W, 73-45
 1/12 __ at Georgia St.* _____ L, 73-92
 1/14 __ at Mercer* _____ L, 72-77
 1/19 __ Georgia Southern* _____ L, 61-70
 1/21 __ Stetson* _____ L, 78-82
 1/24 __ vs. St. Mary's^ _____ W, 58-48
 1/28 __ at Hardin-Simmons* _____ W, 67-57
 2/2 __ at Samford* _____ L, 53-56
 2/4 __ at UALR* _____ L, 78-94
 2/9 __ Mercer* _____ W, 80-78
 2/11 __ Georgia St.* _____ W, 115-87
 2/16 __ at Stetson* _____ (2OT) W, 95-88
 2/18 __ at Georgia Southern* _____ (2OT) L, 98-100
 2/22 __ at DePaul _____ L, 55-88
 2/25 __ Hardin-Simmons* _____ L, 66-75
 3/2 __ Centenary* _____ L, 88-89
 3/4 __ Houston Christian (Houston Baptist)* _____ L, 84-88
 3/7 __ at UALR! _____ L, 79-82

* TAAC game

^ played at Hemisfair Arena (San Antonio)

! TAAC Tournament (Little Rock, Ark.)

1989-90 • 22-7 overall • 14-4 TAAC
9-2 home • 9-4 road • 4-1 neutral

11/24 __ UT Arlington _____ W, 85-65
 11/27 __ at TCU _____ W, 74-64
 12/2 __ North Texas _____ W, 88-76
 12/4 __ at UT Arlington _____ L, 66-80
 12/8 __ vs. Texas St.+ _____ W, 97-78
 12/9 __ at Texas+ _____ L, 86-89
 12/12 __ St. Mary's _____ W, 79-52
 12/16 __ at Nicholls _____ W, 88-67
 12/18 __ at Stetson* _____ W, 90-74
 12/20 __ at Georgia Southern* _____ W, 88-84
 12/29 __ vs. Murray St.\$ _____ L, 101-107
 12/30 __ vs. SFA\$ _____ W, 94-81
 1/4 __ Centenary* _____ L, 116-121
 1/11 __ at Georgia St.* _____ W, 101-71
 1/13 __ at Mercer* _____ W, 71-52
 1/18 __ vs. St. Mary's^ _____ W, 63-58
 1/20 __ Hardin-Simmons* _____ W, 90-85
 1/25 __ Samford* _____ W, 87-81
 1/27 __ UALR* _____ W, 107-104
 2/3 __ at Centenary* _____ W, 112-93
 2/8 __ Mercer* _____ W, 87-71
 2/10 __ Georgia St.* _____ W, 128-70
 2/17 __ at Hardin-Simmons* _____ W, 89-86
 2/22 __ at Samford* _____ W, 92-90
 2/24 __ at UALR* _____ L, 84-87
 3/1 __ Georgia Southern* _____ W, 82-80
 3/3 __ Stetson* _____ L, 83-87
 3/6 __ vs. Samford! _____ W, 98-85
 3/7 __ at UALR! _____ L, 83-99

+ Longhorn Classic (Austin, Texas)

* TAAC game

\$ Lamar Tournament (Beaumont, Texas)

^ played at Hemisfair Arena (San Antonio)

! TAAC Tournament (Little Rock, Ark.)



STU STARNER
1990-95
(five seasons)
Record: 84-58 (.592)
Conf.: 56-30 (.651)

1990-91 • 21-8 overall • 12-2 TAAC
11-1 home • 8-4 road • 2-3 neutral

- 11/24 __ Texas St. _____ W, 132-97
- 11/26 __ UTRGV _____ W, 96-78
- 11/28 __ Colorado _____ L, 89-100
- 11/30 __ vs. Creighton+ _____ L, 47-93
- 12/1 __ vs. Colgate+ _____ W, 99-59
- 12/6 __ at UT Arlington _____ W, 105-90
- 12/12 __ UT Arlington _____ W, 103-83
- 12/17 __ Nicholls _____ W, 108-89
- 12/19 __ UTRGV _____ W, 101-78
- 12/22 __ at Kansas _____ L, 69-101
- 1/5 __ at Texas St. _____ W, 77-61
- 1/9 __ at SMU _____ L, 86-88
- 1/12 __ Centenary* _____ W, 118-97
- 1/17 __ UALR* _____ W, 90-84
- 1/19 __ Samford* _____ W, 106-63
- 1/21 __ vs. St. Mary's^ _____ L, 46-65
- 1/24 __ at Georgia Southern* _____ L, 87-94
- 1/26 __ at Stetson* _____ W, 103-87
- 1/31 __ Georgia St.* _____ W, 85-79
- 2/2 __ Mercer* _____ W, 87-68
- 2/9 __ at Centenary* _____ L, 116-105
- 2/14 __ at UALR* _____ W, 83-74
- 2/16 __ at Samford* _____ W, 99-85
- 2/21 __ Georgia Southern* _____ W, 87-79
- 2/23 __ Stetson* _____ W, 87-80
- 2/28 __ at Georgia St.* _____ W, 85-78
- 3/2 __ at Mercer* _____ W, 91-63
- 3/5 __ vs. Mercer! _____ W, 77-55
- 3/6 __ vs. Georgia St.! _____ L, 84-94

+ Amana Iowa Hawkeye Classic (Iowa City, Iowa)

* TAAC game

^ played at Hemisfair Arena (San Antonio)

! TAAC Tournament (DeLand, Fla.)

Year-by-Year Results

1991-92 • 21-8 overall • 15-3 SLC
14-1 home • 6-7 road • 1-0 neutral

- 11/23 __ at Kansas St. _____ L, 65-103
- 11/25 __ at Baylor _____ L, 73-79
- 11/30 __ Texas A&M-Kingsville _____ W, 99-75
- 12/5 __ at Arizona St. _____ L, 62-87
- 12/7 __ St. Mary's _____ W, 62-52
- 12/16 __ Texas A&M-Commerce _____ W, 81-52
- 12/21 __ Texas Southern _____ W, 99-72
- 12/23 __ at Colorado _____ L, 86-101
- 12/30 __ SMU _____ W, 80-60
- 1/2 __ at UT Arlington* _____ L, 78-83
- 1/4 __ at North Texas* _____ W, 67-57
- 1/9 __ McNeese St.* _____ W, 84-68
- 1/11 __ Nicholls* _____ W, 89-73
- 1/16 __ at UL-Monroe* _____ W, 74-68
- 1/18 __ at Northwestern St.* _____ W, 94-77
- 1/25 __ at Texas St.* _____ W, 70-68
- 1/30 __ SFA* _____ (OT) W, 88-86
- 2/1 __ Sam Houston St.* _____ W, 83-59
- 2/6 __ at Nicholls* _____ L, 65-77
- 2/8 __ at McNeese St.* _____ L, 84-89
- 2/10 __ UT Arlington* _____ W, 89-52
- 2/13 __ Northwestern St.* _____ (OT) W, 104-99
- 2/15 __ UL-Monroe* _____ W, 85-72
- 2/22 __ Texas St.* _____ W, 82-66
- 2/27 __ at Sam Houston St.* _____ W, 76-63
- 2/29 __ at SFA* _____ W, 65-64
- 3/2 __ North Texas* _____ W, 80-77
- 3/7 __ UT Arlington! _____ W, 94-75
- 3/8 __ UL-Monroe! _____ L, 77-81

* Southland Conference game

! Southland Tournament (San Antonio)

1992-93 • 15-14 overall • 10-8 SLC
8-5 home • 5-9 road • 2-0 neutral

- 12/1 __ Schreiner _____ W, 101-82
- 12/5 __ at Texas Southern _____ L, 85-104
- 12/12 __ at #15 Syracuse _____ L, 78-104
- 12/14 __ at Minnesota _____ L, 75-93
- 12/17 __ at Houston _____ L, 67-94
- 12/19 __ Baylor _____ L, 72-89
- 12/21 __ Angelo St. _____ W, 92-87
- 12/29 __ Western New Mexico _____ W, 81-64
- 1/2 __ at McNeese St.* _____ W, 71-70
- 1/4 __ at Nicholls* _____ L, 61-80
- 1/7 __ SFA* _____ W, 77-64
- 1/9 __ Sam Houston St.* _____ W, 80-78
- 1/16 __ Texas St.* _____ W, 83-74
- 1/21 __ at Northwestern St.* _____ W, 105-99
- 1/23 __ at UL-Monroe* _____ L, 66-86
- 1/28 __ UT Arlington* _____ W, 84-66
- 1/30 __ North Texas* _____ W, 100-74
- 2/4 __ at Sam Houston St.* _____ W, 71-65
- 2/6 __ at SFA* _____ L, 71-80
- 2/8 __ McNeese St.* _____ L, 68-79
- 2/13 __ at Texas St.* _____ W, 67-65
- 2/18 __ UL-Monroe* _____ L, 80-85
- 2/20 __ Northwestern St.* _____ L, 108-117
- 2/25 __ at North Texas* _____ (OT) L, 89-94
- 2/27 __ at UT Arlington* _____ (OT) W, 98-96
- 3/1 __ Nicholls* _____ L, 80-93
- 3/5 __ McNeese St.! _____ W, 77-68
- 3/6 __ Nicholls! _____ W, 86-67
- 3/7 __ at UL-Monroe! _____ L, 66-80

* Southland Conference game

! Southland Tournament (Monroe, La.)

Year-by-Year Results

**1993-94 • 12-15 overall • 8-10 SLC
10-3 home • 2-10 road • 0-2 neutral**

11/27 __ at Nebraska _____ L, 85-96
 12/1 __ Grambling _____ W, 84-69
 12/7 __ at Grambling _____ L, 82-92
 12/9 __ Texas A&M-Kingsville _____ W, 88-66
 12/11 __ Angelo St. _____ W, 85-75
 12/20 __ at Memphis _____ L, 72-78
 12/28 __ at Northwestern St. _____ L, 69-72
 12/30 __ at UL-Monroe* _____ L, 69-72
 1/5 __ Texas^ _____ L, 69-91
 1/8 __ Texas St.* _____ (OT) L, 66-75
 1/14 __ SFA* _____ W, 81-60
 1/16 __ Sam Houston St.* _____ W, 72-67
 1/20 __ at McNeese St.* _____ L, 61-73
 1/22 __ at Nicholls* _____ L, 76-82
 1/27 __ UT Arlington* _____ W, 84-68
 1/29 __ North Texas* _____ W, 88-85
 2/2 __ Houston _____ (OT) W, 85-83
 2/5 __ at Texas St.* _____ L, 62-79
 2/7 __ UL-Monroe* _____ L, 62-82
 2/10 __ at Sam Houston St.* _____ (OT) L, 88-97
 2/12 __ at Stephen F. Austin* _____ W, 66-65
 2/17 __ Nicholls* _____ W, 85-80
 2/19 __ McNeese St.* _____ L, 76-78
 2/24 __ at North Texas* _____ L, 76-80
 2/26 __ at UT Arlington* _____ W, 95-91
 2/28 __ Northwestern St.* _____ W, 87-79
 3/4 __ vs. Nicholls! _____ L, 89-101

* Southland Conference game

! Southland Tournament (Monroe, La.)

^ played at Hemisfair Arena (San Antonio)

**1994-95 • 15-13 overall • 11-7 SLC
9-4 home • 6-8 road • 0-1 neutral**

11/30 __ Texas A&M-Kingsville _____ W, 97-75
 12/3 __ at Tulsa _____ L, 57-77
 12/6 __ Angelo St. _____ W, 87-81
 12/10 __ at Drake _____ L, 99-105
 12/18 __ at #13 Arizona St. _____ (OT) W, 87-85
 12/30 __ UT Arlington* _____ W, 87-67
 1/5 __ at McNeese St.* _____ (OT) W, 92-81
 1/7 __ at Nicholls* _____ L, 86-100
 1/9 __ North Texas* _____ L, 69-73
 1/12 __ Sam Houston St.* _____ L, 75-80
 1/14 __ Stephen F. Austin* _____ W, 96-83
 1/17 __ at Colorado _____ L, 60-97
 1/21 __ Texas St.* _____ W, 69-59
 1/23 __ at Oral Roberts _____ L, 75-77
 1/26 __ at Northwestern St.* _____ L, 65-74
 1/28 __ at UL-Monroe* _____ L, 65-83
 2/2 __ Nicholls* _____ L, 73-91
 2/4 __ McNeese St.* _____ W, 96-80
 2/6 __ Oral Roberts _____ L, 62-75
 2/9 __ at Stephen F. Austin* _____ W, 88-84
 2/11 __ at Sam Houston St.* _____ W, 75-61
 2/18 __ at Texas St.* _____ (OT) W, 86-82
 2//23 __ UL-Monroe* _____ W, 66-54
 2/25 __ Northwestern St.* _____ W, 91-81
 3/2 __ at UT Arlington* _____ L, 58-80
 3/4 __ at North Texas* _____ W, 87-80
 3/6 __ Northwestern St.! _____ W, 89-78
 3/10 __ vs. UL-Monroe! _____ L, 76-78

* Southland Conference game

! Southland Tournament (Shreveport, La.)



**TIM CARTER
1995-2006**

(11 seasons)

Record: 160-152 (.513)

Conf.: 109-85 (.562)

**1995-96 • 14-14 overall • 12-6 SLC
8-5 home • 5-10 road • 1-1 neutral**

11/25 __ at Illinois _____ L, 80-83
 11/29 __ at Houston _____ L, 90-94
 12/2 __ Angelo St. _____ W, 93-91
 12/5 __ at Texas _____ L, 98-110
 12/9 __ at Oklahoma _____ L, 75-107
 12/20 __ Texas A&M-Kingsville _____ L, 85-88
 12/22 __ at Colorado _____ L, 77-92
 12/30 __ Drake _____ L, 86-94
 1/4 __ at Stephen F. Austin* _____ L, 82-99
 1/6 __ at Sam Houston St.* _____ W, 81-78
 1/11 __ McNeese St.* _____ W, 80-76
 1/13 __ Nicholls* _____ W, 83-66
 1/18 __ at Northwestern St.* _____ W, 62-56
 1/20 __ at UL-Monroe* _____ W, 75-61
 1/22 __ North Texas* _____ (OT) L, 59-62
 1/27 __ Texas St.* _____ W, 65-42
 2/3 __ Stephen F. Austin* _____ W, 75-71
 2/8 __ at Nicholls* _____ W, 64-60
 2/10 __ at McNeese St.* _____ L, 83-89
 2/12 __ Sam Houston St.* _____ W, 88-77
 2/15 __ UL-Monroe* _____ W, 73-71
 2/17 __ Northwestern St.* _____ W, 95-84
 2/19 __ UT Arlington* _____ L, 73-94
 2/24 __ at Texas St.* _____ W, 75-59
 2/29 __ at UT Arlington* _____ L, 68-70
 3/2 __ at North Texas* _____ L, 55-75
 3/6 __ vs. Sam Houston St.! _____ W, 60-58
 3/8 __ vs. North Texas! _____ L, 71-80

* Southland Conference game

! Southland Tournament (Shreveport, La.)

Year-by-Year Results

**1996-97 • 9-17 overall • 4-12 SLC
7-5 home • 1-11 road • 1-1 neutral**

11/23 __ Angelo St. _____ W, 70-56
 11/26 __ Abilene Christian _____ W, 90-78
 11/30 __ at Houston _____ L, 49-69
 12/3 __ at Nebraska _____ L, 76-79
 12/6 __ Gonzaga _____ L, 61-87
 12/7 __ Sacramento St. _____ W, 68-54
 12/10 __ Idaho St. _____ (2OT) W, 77-74
 12/17 __ at #23 Texas Tech _____ L, 51-99
 12/21 __ at Idaho St. _____ L, 79-86
 12/30 __ UW-Milwaukee _____ W, 82-76
 1/2 __ Nicholls* _____ W, 83-72
 1/4 __ McNeese St.* _____ W, 78-75
 1/9 __ at Northwestern St.* _____ L, 59-77
 1/11 __ at UL-Monroe* _____ L, 81-94
 1/16 __ Sam Houston St.* _____ L, 60-63
 1/18 __ Stephen F. Austin* _____ (OT) L, 105-111
 1/21 __ at UT Arlington* _____ L, 61-69
 1/25 __ Texas St.* _____ L, 85-100
 1/30 __ UL-Monroe* _____ L, 81-84
 2/1 __ Northwestern St.* _____ W, 89-64
 2/6 __ at McNeese St.* _____ L, 84-98
 2/8 __ at Nicholls* _____ L, 101-108
 2/15 __ at Texas St.* _____ (OT) L, 78-86
 2/22 __ UT Arlington* _____ L, 71-78
 2/27 __ at Sam Houston St.* _____ W, 74-60
 3/1 __ at Stephen F. Austin* _____ L, 53-72

* Southland Conference game

**1997-98 • 16-11 overall • 10-6 SLC
8-4 home • 8-7 road • 1-0 neutral**

11/18 __ Midwestern St. _____ W, 85-78
 11/22 __ Kansas City (UMKC) _____ W, 82-81
 11/25 __ Angelo St. _____ L, 64-70
 11/29 __ at Nebraska _____ L, 59-68
 12/5 __ at Missouri St.+ _____ L, 54-90
 12/6 __ vs. Maine+ _____ W, 97-69
 12/9 __ UTRGV _____ W, 96-67
 12/13 __ at UTEP _____ L, 62-71
 12/18 __ UTRGV _____ W, 96-67
 12/30 __ at UW-Milwaukee _____ W, 78-77
 1/3 __ at Northwestern St.* _____ L, 60-68
 1/5 __ at UL-Monroe* _____ W, 78-66
 1/8 __ Stephen F. Austin* _____ W, 99-65
 1/10 __ UT Arlington* _____ L, 67-72
 1/17 __ at Nicholls* _____ L, 78-82
 1/19 __ at McNeese St.* _____ W, 84-70
 1/24 __ Sam Houston St.* _____ W, 77-59
 1/29 __ at Texas St.* _____ (OT) W, 64-63
 2/2 __ at Sam Houston St.* _____ W, 69-68
 2/5 __ Southeastern La.* _____ W, 85-78
 2/7 __ McNeese St.* _____ W, 72-57
 2/12 __ at Stephen F. Austin* _____ L, 75-78
 2/14 __ at UT Arlington* _____ W, 83-70
 2/19 __ Northwestern St.* _____ W, 79-78
 2/21 __ UL-Monroe* _____ L, 80-94
 2/26 __ Texas St.* _____ L, 65-76
 3/4 __ vs. UT Arlington! _____ L, 52-56

+ Missouri St. Tournament (Springfield, Mo.)

* Southland Conference game

! Southland Tournament (Shreveport, La.)

**1998-99 • 18-11 overall • 12-6 SLC
9-3 home • 7-7 road • 2-1 neutral**

11/15 __ Ouachita Baptist _____ W, 79-48
 11/19 __ at Texas Tech _____ L, 78-87
 11/22 __ Texas College _____ W, 91-78
 11/24 __ at Tulsa _____ L, 68-81
 11/28 __ Troy _____ W, 83-72
 12/1 __ at UTEP _____ L, 61-78
 12/5 __ at Wichita St. _____ L, 73-82
 12/16 __ at Kansas City (UMKC) _____ W, 85-83
 12/30 __ UL-Monroe* _____ L, 82-91
 1/2 __ at Lamar* _____ L, 60-79
 1/4 __ at McNeese St.* _____ W, 79-69
 1/7 __ UT Arlington* _____ W, 83-77
 1/9 __ Stephen F. Austin* _____ W, 84-80
 1/14 __ at Nicholls* _____ W, 78-68
 1/16 __ at Southeastern La.* _____ W, 97-87
 1/23 __ at Texas St.* _____ W, 60-56
 1/28 __ McNeese St.* _____ W, 89-80
 1/30 __ Northwestern St.* _____ W, 66-53
 2/4 __ at UL-Monroe* _____ W, 72-68
 2/6 __ at Northwestern St.* _____ W, 77-68
 2/11 __ Southeastern La.* _____ W, 83-59
 2/13 __ Nicholls* _____ (2OT) L, 99-104
 2/18 __ at Sam Houston St.* _____ (2OT) L, 90-92
 2/20 __ Lamar* _____ W, 75-65
 2/25 __ at UT Arlington* _____ L, 70-75
 2/27 __ Texas St.* _____ L, 77-91
 3/5 __ vs. Lamar! _____ W, 77-63
 3/6 __ vs. Texas St.! _____ W, 71-63
 3/11 __ vs. #3 Connecticut% _____ L, 66-91

* Southland Conference game

! Southland Tournament (Shreveport, La.)

% NCAA First Round (Denver, Colo.)

Year-by-Year Results

1999-00 • 15-13 overall • 12-6 SLC

10-4 home • 5-9 road • 0-0 neutral

11/20 __ Texas College _____ W, 84-72
 11/23 __ Colorado Christian _____ W, 92-72
 11/27 __ A&M-Corpus Christi _____ W, 95-80
 11/29 __ at Kansas St. _____ L, 75-86
 12/1 __ at Tulsa _____ L, 59-76
 12/4 __ at #21 Oklahoma St. _____ L, 66-87
 12/6 __ at TCU _____ L, 80-100
 12/9 __ at A&M-Corpus Christi _____ L, 75-80
 12/18 __ at Troy _____ L, 74-88
 12/28 __ at Sam Houston St.* _____ W, 61-59
 12/30 __ at UT Arlington* _____ W, 75-73
 1/6 __ Southeastern La.* _____ L, 86-90
 1/8 __ at Stephen F. Austin* _____ W, 70-52
 1/13 __ McNeese St.* _____ W, 93-65
 1/15 __ Lamar* _____ W, 82-58
 1/20 __ at Northwestern St.* _____ L, 55-57
 1/22 __ at UL-Monroe* _____ L, 71-85
 1/27 __ Stephen F. Austin* _____ W, 74-73
 1/29 __ Texas St.* _____ (OT) W, 90-86
 2/3 __ UT Arlington* _____ W, 96-77
 2/5 __ Sam Houston St.* _____ W, 75-72
 2/10 __ at Nicholls* _____ L, 57-59
 2/12 __ at Southeastern La.* _____ W, 55-49
 2/17 __ UL-Monroe* _____ L, 85-92
 2/19 __ Northwestern St.* _____ W, 73-70
 2/26 __ at McNeese St.* _____ W, 96-79
 3/4 __ Texas St.* _____ L, 69-77
 3/7 __ Texas St.! _____ L, 86-88

* Southland Conference game

! Southland Tournament (San Antonio)

2000-01 • 14-15 overall • 12-8 SLC

9-4 home • 5-10 road • 0-1 neutral

11/18 __ at Kansas St. _____ L, 55-71
 11/21 __ at Illinois-Chicago _____ L, 75-91
 11/25 __ St. Mary's _____ W, 61-55
 11/28 __ at Texas _____ L, 51-70
 12/2 __ TCU _____ L, 80-91
 12/7 __ UT Arlington* _____ W, 75-64
 12/9 __ Stephen F. Austin* _____ W, 71-61
 12/17 __ at Illinois St. _____ L, 87-95
 12/28 __ at McNeese St.* _____ W, 70-66
 1/3 __ at Oklahoma St. _____ L, 63-88
 1/6 __ at Nicholls* _____ L, 59-67
 1/8 __ at Southeastern La.* _____ L, 45-54
 1/13 __ Sam Houston St.* _____ L, 81-84
 1/15 __ Lamar* _____ W, 95-65
 1/20 __ at Northwestern St.* _____ W, 81-74
 1/22 __ at UL-Monroe* _____ W, 76-62
 1/27 __ Texas St.* _____ W, 77-69
 2/3 __ McNeese St.* _____ L, 79-89
 2/10 __ at UT Arlington* _____ L, 77-86
 2/12 __ at Stephen F. Austin* _____ W, 65-59
 2/15 __ Northwestern St.* _____ W, 84-74
 2/17 __ UL-Monroe* _____ (OT) L, 104-107
 2/19 __ at Texas St.* _____ (OT) W, 90-85
 2/24 __ at Lamar* _____ L, 75-81
 2/26 __ at Sam Houston St.* _____ L, 77-87
 3/1 __ Nicholls* _____ W, 73-66
 3/3 __ Southeastern La.* _____ W, 74-66
 3/6 __ Texas St.! _____ W, 71-69
 3/8 __ vs. Northwestern St.!! _____ L, 73-86

* Southland Conference game

! Southland Tournament First Round (San Antonio)

!! Southland Tournament Semifinals (Bossier City, La.)

2001-02 • 19-10 overall • 13-7 SLC

10-2 home • 7-8 road • 2-0 neutral

11/16 __ vs. Maine+ _____ W, 75-56
 11/17 __ at FIU+ _____ W, 71-65
 11/28 __ at Nebraska _____ L, 63-81
 12/1 __ Illinois St. _____ W, 89-82
 12/7 __ vs. Idaho St.^ _____ W, 86-72
 12/8 __ at Missouri St.^ _____ (OT) W, 76-71
 12/15 __ at TCU _____ L, 91-85
 12/20 __ Lamar* _____ W, 80-67
 12/22 __ Sam Houston St.* _____ W, 90-74
 12/29 __ at McNeese St.* _____ L, 62-71
 1/3 __ at Southeastern La.* _____ W, 75-54
 1/5 __ Nicholls* _____ W, 93-65
 1/10 __ McNeese St.* _____ W, 81-73
 1/17 __ at UL-Monroe* _____ L, 70-72
 1/19 __ at Northwestern St.* _____ L, 86-88
 1/24 __ UT Arlington* _____ L, 91-95
 1/26 __ Stephen F. Austin* _____ W, 84-75
 1/31 __ at Lamar* _____ W, 78-72
 2/2 __ at Sam Houston St.* _____ (OT) W, 82-75
 2/4 __ at UT Arlington* _____ W, 92-84
 2/8 __ UL-Monroe* _____ W, 81-74
 2/10 __ Northwestern St.* _____ W, 77-67
 2/16 __ Texas St.* _____ L, 68-81
 2/21 __ at Southeastern La.* _____ W, 64-50
 2/23 __ at Nicholls* _____ W, 73-51
 2/26 __ at Stephen F. Austin* _____ L, 62-73
 3/2 __ at Texas St.* _____ L, 59-70
 3/4 __ Texas St.! _____ W, 99-83
 3/6 __ at UL-Monroe!! _____ L, 62-64

+ Florida International Tournament (Miami, Fla.)

^ Missouri St. Tournament (Springfield, Mo.)

* Southland Conference game

! Southland Tournament First Round (San Antonio)

!! Southland Tournament Semifinals (Monroe, La.)

Year-by-Year Results

**2002-03 • 10-17 overall • 7-13 SLC
5-7 home • 4-10 road • 1-0 neutral**

11/22 __ vs. Idaho St.+ _____ (OT) W, 76-71
 11/23 __ at #16 Marquette+ _____ L, 68-80
 11/26 __ UNC Wilmington _____ L, 52-66
 12/1 __ at Nebraska _____ L, 53-69
 12/4 __ St. Mary's _____ W, 81-67
 12/15 __ at Texas A&M _____ W, 80-75
 12/21 __ at UNC Wilmington _____ L, 60-91
 12/28 __ at UT Arlington* _____ L, 59-71
 1/2 __ at Northwestern St.* _____ L, 67-76
 1/4 __ at UL-Monroe* _____ W, 82-65
 1/9 __ Lamar* _____ W, 81-79
 1/11 __ Sam Houston St.* _____ L, 65-82
 1/18 __ McNeese St.* _____ L, 51-66
 1/22 __ Stephen F. Austin* _____ L, 66-77
 1/25 __ at Texas St.* _____ L, 76-85
 1/30 __ at Southeastern La.* _____ L, 53-72
 2/1 __ at Nicholls* _____ (OT) W, 83-81
 2/6 __ Northwestern St.* _____ L, 63-73
 2/8 __ UL-Monroe* _____ L, 61-71
 2/13 __ at Lamar* _____ W, 61-53
 2/15 __ at Sam Houston St.* _____ L, 50-72
 2/20 __ at McNeese St.* _____ L, 66-72
 2/24 __ Texas St.* _____ W, 83-73
 2/26 __ at Stephen F. Austin* _____ L, 45-76
 3/1 __ UT Arlington* _____ L, 60-68
 3/5 __ Southeastern La.* _____ W, 80-69
 3/7 __ Nicholls* _____ W, 79-60

+ Marquette Tournament (Milwaukee, Wis.)

* Southland Conference game

**2003-04 • 19-14 overall • 11-5 SLC
11-4 home • 7-5 road • 1-5 neutral**

11/20 __ at Alaska-Fairbanks+ _____ L, 48-66
 11/22 __ vs. Virginia Military Inst.+ _____ W, 68-52
 11/23 __ vs. Idaho St.+ _____ L, 59-65
 11/29 __ Illinois-Chicago _____ L, 47-73
 12/3 __ at #25 Oklahoma St. _____ L, 53-83
 12/6 __ UTRGV _____ (OT) L, 83-86
 12/13 __ at Baylor _____ W, 53-45
 12/15 __ Sul Ross St. _____ W, 100-71
 12/18 __ Texas A&M^ _____ L, 49-62
 12/21 __ UT-Tyler _____ W, 95-60
 12/29 __ vs. New Mexico St.\$ _____ L, 53-62
 12/30 __ vs. San Francisco\$ _____ L, 69-70
 1/3 __ Elmhurst _____ W, 84-65
 1/10 __ at UT Arlington* _____ L, 64-85
 1/15 __ at Southeastern La.* _____ L, 68-78
 1/17 __ at Nicholls* _____ (OT) W, 83-79
 1/21 __ Texas St.* _____ L, 73-74
 1/24 __ Northwestern St.* _____ (OT) W, 84-82
 1/28 __ at Lamar* _____ (OT) W, 95-91
 1/31 __ Nicholls* _____ W, 83-67
 2/4 __ at Stephen F. Austin* _____ L, 60-69
 2/7 __ McNeese St.* _____ W, 93-81
 2/12 __ UL-Monroe* _____ W, 78-62
 2/14 __ at Sam Houston St.* _____ W, 68-65
 2/18 __ UT Arlington* _____ L, 73-79
 2/25 __ at Texas St.* _____ W, 69-66
 2/28 __ at Northwestern St.* _____ W, 80-72
 3/3 __ Lamar* _____ W, 78-72
 3/5 __ Southeastern La.* _____ W, 106-86
 3/8 __ Texas St.! _____ W, 78-73
 3/10 __ at Southeastern La.!! _____ W, 87-85
 3/12 __ Stephen F. Austin!!! _____ W, 74-70
 3/18 __ vs. #1 Stanford% _____ L, 45-71

+ Top of the World Classic (Fairbanks, Alaska)

^ played at Alamodome (San Antonio)

\$ Gossner Foods Classic (Logan, Utah)

* Southland Conference game

! Southland Tournament First Round (San Antonio)

!! Southland Tournament Semifinals (Hammond, La.)

!!! Southland Tournament Championship (San Antonio)

% NCAA First Round (Seattle, Wash.)

**2004-05 • 15-13 overall • 10-6 SLC
10-4 home • 5-9 road • 0-0 neutral**

11/21 __ UT-Tyler _____ W, 84-56
 11/24 __ Texas Lutheran _____ W, 68-52
 11/28 __ Texas A&M International _____ W, 86-68
 12/1 __ at Murray St. _____ L, 58-69
 12/4 __ at Louisiana Tech _____ L, 64-73
 12/12 __ Louisiana Tech _____ W, 79-71
 12/18 __ at Kansas St. _____ L, 69-73
 12/21 __ at Wichita St. _____ L, 79-84
 12/29 __ at #12 Texas _____ L, 82-100
 1/3 __ New Mexico St. _____ (OT) W, 81-74
 1/6 __ at UL-Monroe* _____ W, 80-65
 1/8 __ at Northwestern St.* _____ L, 66-71
 1/14 __ Nicholls* _____ W, 79-69
 1/17 __ at UTRGV _____ L, 78-90
 1/20 __ at McNeese St.* _____ W, 80-75
 1/22 __ Northwestern St.* _____ W, 86-78
 1/29 __ Southeastern La.* _____ L, 54-63
 2/3 __ Sam Houston St.* _____ L, 56-72
 2/5 __ at Lamar* _____ L, 68-85
 2/9 __ Texas St.* _____ W, 88-69
 2/12 __ at Southeastern La.* _____ L, 66-69
 2/17 __ at Nicholls* _____ W, 83-78
 2/19 __ at UT Arlington* _____ W, 79-72
 2/23 __ Lamar* _____ L, 83-88
 2/26 __ UT Arlington* _____ W, 96-78
 3/1 __ Stephen F. Austin _____ W, 69-65
 3/4 __ at Texas St.* _____ W, 81-76
 3/8 __ Lamar! _____ L, 83-91

* Southland Conference game

! Southland Tournament (San Antonio)

Year-by-Year Results

2005-06 • 11-17 overall • 6-10 SLC
7-7 home • 2-10 road • 2-0 neutral

11/19 __ Angelo St. _____ W, 81-78
 11/23 __ Cameron _____ W, 73-56
 11/26 __ at #18 Iowa _____ L, 46-79
 11/30 __ A&M-Corpus Christi _____ L, 59-77
 12/3 __ Murray St. _____ (OT) L, 79-89
 12/6 __ UTRGV _____ W, 101-81
 12/11 __ Jackson St. _____ L, 75-78
 12/20 __ at New Mexico St. _____ L, 72-74
 12/27 __ vs. Cal State Fullerton+ _____ W, 88-76
 12/28 __ vs. St. Bonaventure+ _____ W, 76-55
 1/2 __ at A&M-Corpus Christi _____ (OT) L, 83-91
 1/5 __ at Southeastern La.* _____ L, 68-72
 1/7 __ at McNeese St.* _____ L, 74-78
 1/14 __ UL-Monroe* _____ W, 69-56
 1/19 __ Sam Houston St.* _____ L, 63-71
 1/21 __ at Stephen F. Austin* _____ W, 76-67
 1/26 __ at Northwestern St.* _____ L, 59-70
 1/28 __ at UL-Monroe* _____ L, 68-77
 2/2 __ Nicholls* _____ W, 67-50
 2/4 __ Southeastern La.* _____ L, 82-95
 2/9 __ McNeese St.* _____ W, 100-75
 2/11 __ Lamar* _____ L, 70-77
 2/16 __ at UT Arlington* _____ W, 74-71
 2/18 __ at Texas St.* _____ L, 68-85
 2/23 __ Stephen F. Austin _____ W, 71-68
 2/25 __ at Sam Houston St.* _____ L, 87-90
 3/3 __ Northwestern St.* _____ L, 64-85
 3/7 __ Northwestern St.! _____ L, 61-75

+ Florida International Holiday Classic (Miami, Fla.)

* Southland Conference game

! Southland Tournament (Natchitoches, La.)



BROOKS THOMPSON

2006-16

(10 seasons)

Record: 133-178 (.428)

Conf.: 64-101 (.388)

2006-07 • 7-22 overall • 3-13 SLC

6-8 home • 1-13 road • 0-1 neutral

11/10 __ Texas A&M International _____ W, 50-66
 11/12 __ UTRGV^ _____ L, 54-64
 11/17 __ at Washington St. _____ L, 44-67
 11/19 __ at Gonzaga _____ L, 48-92
 11/22 __ Cal State Fullerton _____ L, 63-67
 11/26 __ San Diego _____ W, 64-49
 11/29 __ Henderson St. _____ W, 55-36
 12/2 __ at Cal State Fullerton _____ L, 67-76
 12/6 __ TCU _____ L, 46-62
 12/9 __ Texas Wesleyan _____ W, 64-60
 12/20 __ at UTRGV _____ L, 64-69
 12/27 __ at TCU _____ L, 51-63
 12/30 __ at #13 Oklahoma St. _____ L, 47-84
 1/6 __ Lamar* _____ L, 59-71
 1/11 __ at Central Arkansas* _____ L, 49-59
 1/13 __ at Northwestern St.* _____ L, 62-82
 1/20 __ at Texas St.* _____ L, 63-67
 1/22 __ UT Arlington* _____ W, 72-64
 1/28 __ A&M-Corpus Christi* _____ L, 63-78
 2/1 __ at Sam Houston St.* _____ L, 64-76
 2/3 __ Stephen F. Austin* _____ W, 48-45
 2/8 __ Southeastern La.* _____ L, 57-64
 2/10 __ Nicholls* _____ (OT) L, 54-65
 2/15 __ at UT Arlington* _____ L, 52-81
 2/17 __ Texas St.* _____ L, 65-77
 2/22 __ at McNeese St.* _____ L, 57-63
 2/24 __ at A&M-Corpus Christi* _____ L, 59-75
 3/1 __ Sam Houston St.* _____ L, 61-73
 3/3 __ at Stephen F. Austin* _____ W, 54-49

^ played at Alamodome (San Antonio)

* Southland Conference game

2007-08 • 13-17 overall • 7-9 SLC

9-5 home • 3-11 road • 1-1 neutral

11/9 __ Hardin-Simmons _____ W, 69-47
 11/12 __ at #15 Texas _____ L, 37-58
 11/17 __ Navy^ _____ W, 77-67
 11/26 __ Paul Quinn _____ W, 93-79
 11/29 __ Kansas City (UMKC) _____ W, 73-61
 12/1 __ SMU _____ L, 56-62
 12/12 __ at Arkansas _____ L, 42-67
 12/15 __ at Georgia St. _____ (OT) L, 71-76
 12/19 __ Texas Wesleyan _____ W, 70-54
 12/22 __ at San Diego _____ L, 54-69
 12/28 __ McMurry _____ W, 77-56
 1/2 __ at Oklahoma St. _____ L, 61-73
 1/8 __ at UTRGV _____ L, 63-71
 1/12 __ at Lamar* _____ L, 56-81
 1/17 __ Central Arkansas* _____ W, 81-77
 1/19 __ Northwestern St.* _____ (OT) W, 81-78
 1/23 __ at UT Arlington* _____ L, 50-56
 1/26 __ Texas St.* _____ L, 73-79
 2/2 __ at A&M-Corpus Christi* _____ L, 61-73
 2/6 __ Sam Houston St.* _____ L, 54-70
 2/9 __ at Stephen F. Austin* _____ L, 39-60
 2/14 __ at Southeastern La.* _____ W, 61-57
 2/16 __ at Nicholls* _____ W, 54-52
 2/20 __ UT Arlington* _____ W, 80-72
 2/23 __ at Texas St.* _____ (OT) W, 103-96
 2/27 __ McNeese St.* _____ L, 53-74
 3/1 __ A&M-Corpus Christi* _____ W, 65-51
 3/5 __ at Sam Houston St.* _____ L, 37-68
 3/8 __ Stephen F. Austin* _____ L, 52-58
 3/13 __ Stephen F. Austin! _____ L, 60-71

^ played at Alamodome (San Antonio)

* Southland Conference game

! Southland First Round (Katy, Texas)

Year-by-Year Results

2008-09 • 19-13 overall • 8-8 SLC

11-3 home • 6-9 road • 2-1 neutral

11/14 __ at Oklahoma St. _____ L, 57-76
 11/17 __ at Iowa _____ L, 67-73
 11/22 __ East Central _____ W, 136-68
 11/25 __ McMurry _____ W, 80-55
 12/2 __ at Navy _____ L, 65-78
 12/4 __ at Rice _____ W, 78-75
 12/18 __ at UTRGV _____ L, 72-74
 12/22 __ at Kansas City (UMKC) _____ W, 76-72
 12/27 __ Georgia St. _____ W, 60-48
 12/29 __ at SMU _____ W, 80-75
 1/2 __ Colgate _____ W, 76-66
 1/5 __ Texas Wesleyan _____ W, 98-67
 1/10 __ McNeese St.* _____ W, 58-49
 1/14 __ at Nicholls* _____ W, 62-55
 1/17 __ UT Arlington* _____ (2OT) L, 97-100
 1/21 __ UTRGV _____ W, 83-72
 1/24 __ at A&M-Corpus Christi* _____ L, 66-80
 1/28 __ Texas St.* _____ W, 86-76
 1/31 __ at Lamar* _____ W, 67-66
 2/4 __ Sam Houston St.* _____ (2OT) L, 86-89
 2/7 __ at Southeastern La.* _____ W, 66-61
 2/11 __ Central Arkansas* _____ W, 88-79
 2/14 __ at UT Arlington* _____ L, 82-84
 2/18 __ A&M-Corpus Christi* _____ W, 73-66
 2/21 __ at Sam Houston St.* _____ L, 67-89
 2/25 __ at Northwestern St.* _____ L, 74-77
 2/28 __ Lamar* _____ W, 79-72
 3/4 __ at Texas St.* _____ L, 66-80
 3/7 __ Stephen F. Austin* _____ L, 62-66
 3/12 __ vs. Sam Houston St.# _____ W, 83-74
 3/13 __ vs. Nicholls# _____ W, 57-55
 3/15 __ vs. Stephen F. Austin# _____ L, 57-68

* Southland Conference game

Southland Tournament (Katy, Texas)

2009-10 • 19-11 overall • 9-7 SLC

11-3 home • 6-7 road • 2-1 neutral

11/15 __ at Iowa _____ W, 62-50
 11/18 __ East Central _____ W, 103-80
 11/23 __ vs. UC Irvine\$ _____ W, 66-56
 11/24 __ vs. Fairleigh Dickinson\$ _____ W, 75-61
 11/25 __ at Eastern Kentucky\$ _____ L, 72-74
 11/28 __ Texas Southern _____ W, 79-57
 12/1 __ Cameron _____ W, 73-42
 12/5 __ at Oklahoma St. _____ L, 55-61
 12/7 __ UTRGV _____ W, 84-58
 12/18 __ at UTRGV _____ W, 72-48
 12/29 __ at Utah _____ L, 47-69
 1/1 __ Houston _____ W, 83-82
 1/3 __ McMurry _____ W, 84-58
 1/9 __ at McNeese St.* _____ W, 78-69
 1/13 __ Nicholls* _____ W, 64-59
 1/16 __ at UT Arlington* _____ L, 66-72
 1/23 __ A&M-Corpus Christi* _____ (OT) L, 62-66
 1/27 __ at Texas St.* _____ L, 62-76
 1/30 __ Lamar* _____ L, 57-64
 2/3 __ at Sam Houston St.* _____ L, 67-73
 2/6 __ Southeastern La.* _____ W, 64-57
 2/10 __ at Central Arkansas* _____ L, 64-72
 2/13 __ UT Arlington* _____ W, 63-61
 2/17 __ at A&M-Corpus Christi* _____ W, 57-56
 2/20 __ Sam Houston St.* _____ (OT) W, 91-90
 2/24 __ Northwestern St.* _____ W, 88-74
 2/27 __ at Lamar* _____ W, 76-74
 3/3 __ Texas St.* _____ L, 76-83
 3/6 __ at Stephen F. Austin* _____ W, 65-63
 3/10 __ vs. A&M-Corpus Christi! _____ L, 66-78
 \$ O'Reilly Auto Parts CBE Classic (Richmond, Ky.)

* Southland Conference game

! Southland First Round (Katy, Texas)

2010-11 • 20-14 overall • 9-7 SLC

11-3 home • 5-10 road • 4-1 neutral

11/12 __ Huston-Tillotson _____ W, 82-65
 11/17 __ at Evansville _____ L, 73-77
 11/19 __ Cameron _____ W, 71-61
 11/22 __ Troy _____ W, 81-70
 11/30 __ San Jose St. _____ W, 72-63
 12/2 __ at UC Riverside _____ L, 75-82
 12/4 __ at Pepperdine _____ W, 86-81
 12/11 __ at Houston _____ W, 68-63
 12/20 __ Samford _____ L, 73-74
 12/23 __ at Tulsa _____ L, 67-92
 12/30 __ at Bowling Green _____ L, 59-70
 1/3 __ at Oklahoma St. _____ L, 63-79
 1/8 __ Sam Houston St.* _____ L, 59-62
 1/12 __ at A&M-Corpus Christi* _____ W, 55-47
 1/15 __ Stephen F. Austin* _____ L, 59-68
 1/19 __ at Northwestern St.* _____ W, 63-58
 1/22 __ Texas St.* _____ W, 88-84
 1/24 __ Okla. Panhandle St. _____ W, 71-50
 1/29 __ at Sam Houston St.* _____ L, 67-88
 2/2 __ UT Arlington* _____ W, 70-62
 2/5 __ Lamar* _____ W, 70-64
 2/9 __ at Southeastern La.* _____ L, 73-79
 2/12 __ at Stephen F. Austin* _____ L, 66-70
 2/16 __ McNeese St.* _____ W, 65-61
 2/19 __ at Nicholls* _____ L, 52-54
 2/23 __ A&M-Corpus Christi* _____ W, 71-62
 2/26 __ at Texas St.* _____ L, 80-82
 3/2 __ Central Arkansas* _____ W, 70-58
 3/5 __ at UT Arlington* _____ W, 68-63
 3/9 __ vs. Northwestern St.! _____ W, 97-96
 3/10 __ vs. Sam Houston St.! _____ W, 79-70
 3/12 __ vs. McNeese St.! _____ W, 75-72
 3/16 __ vs. Alabama St.% _____ W, 70-61
 3/18 __ vs. #1 Ohio St.% _____ L, 46-75
 * Southland Conference game
 ! Southland Tournament (Katy, Texas)
 % NCAA First Four (Dayton, Ohio)
 %% NCAA Second Round (Cleveland, Ohio)

Year-by-Year Results

2011-12 • 18-14 overall • 10-6 SLC

8-5 home • 8-8 road • 2-1 neutral

11/11 ___ at UTEP _____ W, 73-64
 11/15 ___ vs. Oral Roberts^ _____ W, 78-77
 11/16 ___ at Oklahoma St.^ _____ (OT) L, 85-90
 11/21 ___ at Colorado St.# _____ L, 75-85
 11/22 ___ vs. Fresno St.# _____ W, 83-79
 11/26 ___ Pepperdine _____ (OT) L, 64-70
 11/27 ___ Cameron _____ W, 76-48
 11/30 ___ at San Jose St. _____ L, 66-72
 12/5 ___ at Samford _____ W, 74-52
 12/20 ___ at Houston _____ L, 75-77
 12/22 ___ at Troy _____ W, 76-70
 12/28 ___ UC Riverside _____ L, 65-70
 1/1 ___ Bowling Green _____ (OT) W, 86-79
 1/4 ___ Nicholls* _____ W, 91-50
 1/8 ___ at Sam Houston St.* _____ W, 62-60
 1/11 ___ A&M-Corpus Christi* _____ L, 49-50
 1/14 ___ at Stephen F. Austin* _____ W, 59-52
 1/18 ___ Northwestern St.* _____ W, 80-62
 1/21 ___ at Texas St.* _____ W, 80-75
 1/25 ___ Jarvis Christian _____ W, 115-49
 1/28 ___ Sam Houston St.* _____ W, 78-66
 2/1 ___ at UT Arlington* _____ L, 66-67
 2/4 ___ at Lamar* _____ L, 66-80
 2/8 ___ Southeastern La.* _____ W, 59-51
 2/11 ___ Stephen F. Austin* _____ L, 51-59
 2/15 ___ at McNeese St.* _____ L, 54-58
 2/18 ___ at Georgia St.~ _____ L, 71-82
 2/22 ___ at A&M-Corpus Christi* _____ (OT) W, 86-82
 2/25 ___ Texas St.* _____ L, 52-66
 2/29 ___ at Central Arkansas* _____ W, 73-60
 3/3 ___ UT Arlington* _____ W, 97-88
 3/7 ___ vs. McNeese St.! _____ (OT) L, 74-78

^ NIT Season Tip-Off Midwest Regional (Stillwater, Okla.)

NIT Season Tip-Off Consolation (Fort Collins, Colo.)

* Southland Conference game

~ Sears BracketBusters

! Southland Tournament (Katy, Texas)

2012-13 • 10-22 overall • 3-14 WAC

3-9 home • 4-11 road • 3-2 neutral

11/9 ___ vs. Morgan State^ _____ L, 59-71
 11/10 ___ vs. Holy Cross^ _____ W, 60-56
 11/11 ___ at Old Dominion^ _____ W, 79-70
 11/17 ___ USC Upstate _____ W, 67-59
 11/21 ___ at BYU _____ L, 62-81
 11/29 ___ at Oregon _____ L, 78-95
 12/1 ___ at Bakersfield _____ L, 52-85
 12/4 ___ at Mississippi State _____ L, 42-53
 12/8 ___ at USC Upstate _____ L, 77-88
 12/21 ___ at A&M-Corpus Christi _____ W, 75-45
 12/29 ___ Utah St.* _____ L, 67-71
 12/31 ___ San Jose St.* _____ L, 67-80
 1/3 ___ at New Mexico St.* _____ L, 62-82
 1/5 ___ at Denver* _____ L, 50-75
 1/10 ___ UT Arlington* _____ L, 67-75
 1/12 ___ Louisiana Tech* _____ L, 71-73
 1/19 ___ Texas St.* _____ (OT) L, 78-81
 1/24 ___ at Seattle U* _____ W, 78-75
 1/26 ___ at Idaho* _____ L, 70-74
 1/31 ___ Denver* _____ L, 57-71
 2/2 ___ New Mexico St.* _____ L, 62-75
 2/12 ___ Bakersfield _____ L, 52-61
 2/16 ___ at Texas St.* _____ W, 73-62
 2/23 ___ Nicholls~ _____ W, 76-58
 2/28 ___ Idaho* _____ W, 74-56
 3/2 ___ Seattle U* _____ L, 37-53
 3/9 ___ at Utah St.* _____ L, 51-71
 3/12 ___ vs. San Jose St.! _____ W, 67-49
 3/14 ___ vs. Louisiana Tech! _____ W, 73-67
 3/15 ___ vs. UT Arlington! _____ L, 53-69

^ Liberty Tax Classic (Norfolk, Va.)

~ Ramada WorldWide BracketBusters

* Western Athletic Conference game

! Western Athletic Conference Tournament (Las Vegas)

2013-14 • 8-22 overall • 4-12 C-USA

7-9 home • 1-12 road • 0-1 neutral

11/9 ___ Northern Arizona _____ L, 63-74
 11/14 ___ at Houston _____ L, 62-80
 11/18 ___ McMurry _____ L, 71-73
 11/21 ___ UTRGV _____ L, 55-70
 11/23 ___ A&M-Corpus Christi _____ W, 87-76
 11/26 ___ at Nicholls _____ L, 73-79
 11/29 ___ at Texas Tech _____ L, 64-94
 12/4 ___ Huston-Tillotson _____ W, 90-62
 12/7 ___ at UTRGV _____ W, 72-65
 12/18 ___ Bakersfield _____ L, 64-90
 12/22 ___ Georgia St. _____ L, 68-99
 12/31 ___ Cameron _____ W, 64-56
 1/4 ___ at Arkansas _____ L, 71-104
 1/9 ___ Marshall* _____ W, 90-81
 1/11 ___ Charlotte* _____ W, 85-77
 1/16 ___ at UAB* _____ L, 65-78
 1/18 ___ at Middle Tennessee* _____ L, 58-80
 1/25 ___ at UTEP* _____ L, 62-81
 1/30 ___ Rice* _____ W, 89-76
 2/1 ___ Louisiana Tech* _____ L, 72-87
 2/6 ___ at Old Dominion* _____ L, 61-69
 2/8 ___ at East Carolina* _____ L, 71-81
 2/13 ___ FIU* _____ L, 72-80
 2/15 ___ Florida Atlantic* _____ W, 66-56
 2/20 ___ at Southern Miss* _____ L, 56-85
 2/22 ___ at Tulane* _____ L, 56-68
 2/27 ___ North Texas* _____ L, 62-71
 3/2 ___ at Tulsa* _____ (OT) L, 70-72
 3/6 ___ UTEP* _____ L, 51-61
 3/11 ___ vs. East Carolina! _____ L, 76-79

* Conference USA game

! Conference USA Tournament (El Paso, Texas)

Year-by-Year Results

2014-15 • 14-16 overall • 8-10 C-USA
7-8 home • 7-7 road • 0-1 neutral

11/14 __Huston-Tillotson _____ W, 92-74
 11/17 __UTRGV _____ L, 62-63
 11/22 __Texas St. _____ W, 80-67
 11/25 __Loyola-Chicago _____ L, 57-71
 11/30 __Southern Utah _____ L, 92-93
 12/3 __at Northern Arizona _____ (OT) W, 88-83
 12/6 __at Washington St. _____ L, 71-91
 12/15 __at Texas A&M-Corpus Christi _____ W, 73-60
 12/20 __at TCU _____ L, 57-88
 12/30 __Cameron _____ W, 79-68
 1/2 __at Rice* _____ L, 52-67
 1/4 __at North Texas* _____ W, 71-61
 1/8 __Southern Miss* _____ W, 77-57
 1/10 __Louisiana Tech* _____ L, 72-84
 1/12 __at UTRGV _____ W, 68-43
 1/17 __UTEP* _____ L, 55-73
 1/22 __at Marshall* _____ W, 82-68
 1/24 __at WKU* _____ L, 74-83
 1/29 __Middle Tennessee* _____ W, 69-58
 1/31 __UAB* _____ L, 57-65
 2/5 __at FIU* _____ W, 74-63
 2/7 __at Florida Atlantic* _____ W, 74-59
 2/12 __Old Dominion* _____ W, 72-67
 2/14 __Charlotte* _____ L, 81-89
 2/21 __at UTEP* _____ L, 62-69
 2/26 __at Southern Miss* _____ L, 66-70
 2/28 __at Louisiana Tech* _____ L, 66-76
 3/5 __Rice* _____ L, 74-76
 3/7 __North Texas* _____ W, 69-68
 3/11 __vs. FIU! _____ L, 54-57

* Conference USA game

! Conference USA Tournament (Birmingham, Ala.)

2015-16 • 5-27 overall • 3-15 C-USA
4-10 home • 1-14 road • 0-3 neutral

11/13 __at Loyola-Chicago _____ L, 64-76
 11/15 __at Clemson# _____ L, 45-78
 11/17 __at Creighton# _____ L, 78-103
 11/21 __at Southern Utah _____ W, 82-79
 11/23 __vs. Central Arkansas^ _____ L, 84-94
 11/25 __vs. Texas Southern^ _____ L, 80-91
 11/29 __UT Permian Basin _____ L, 85-90
 12/2 __at Texas St. _____ L, 53-76
 12/8 __at Texas _____ L, 50-116
 12/12 __Texas A&M-Corpus Christi _____ L, 79-85
 12/16 __East Central _____ W, 75-61
 12/19 __Utah Valley _____ L, 78-83
 12/22 __Cal Poly _____ L, 73-88
 1/1 __North Texas* _____ L, 66-70
 1/3 __Rice* _____ W, 85-80
 1/7 __at UAB* _____ L, 82-104
 1/9 __at Middle Tennessee* _____ L, 71-79
 1/16 __UTEP* _____ W, 71-67
 1/21 __FIU* _____ L, 56-72
 1/23 __Florida Atlantic* _____ L, 71-86
 1/28 __at Louisiana Tech* _____ L, 75-85
 1/30 __at Southern Miss* _____ L, 70-86
 2/4 __WKU* _____ L, 71-83
 2/6 __Marshall* _____ L, 91-109
 2/11 __at Florida Atlantic* _____ L, 73-79
 2/13 __at FIU* _____ L, 65-79
 2/18 __Louisiana Tech* _____ L, 74-87
 2/20 __Southern Miss* _____ W, 74-53
 2/25 __at Charlotte* _____ L, 108-114 (2OT)
 2/27 __at Old Dominion* _____ L, 56-78
 3/5 __at UTEP* _____ L, 74-81
 3/8 __vs. Florida Atlantic! _____ L, 58-82

Men Who Speak Up Main Event (campus sites)

^ Men Who Speak Up Main Event (Las Vegas, Nev.)

* Conference USA game

! Conference USA Tournament (Birmingham, Ala.)



STEVE HENSON

2016-present

(7 seasons)

Record: 99-123 (.446)

Conf.: 53-71 (.427)

2016-17 • 14-19 overall • 8-10 C-USA

11-3 home • 2-15 road • 1-1 neutral

11/11 __at Fresno St. _____ L, 66-69
 11/13 __at Oregon St. _____ L, 64-72
 11/16 __at UIC _____ L, 78-86
 11/19 __Prairie View A&M _____ W, 69-59
 11/22 __at Lamar _____ L, 58-78
 11/25 __Texas St. _____ W, 63-48
 12/1 __at Cal Poly _____ L, 47-59
 12/3 __at Utah Valley _____ L, 71-75
 12/7 __at Texas Tech _____ L, 50-87
 12/10 __Southeastern Oklahoma State _____ W, 88-69
 12/18 __at Texas A&M-Corpus Christi _____ L, 69-73
 12/21 __Utah Valley _____ W, 66-60
 12/29 __East Central _____ W, 79-75
 1/1 __UTEP* _____ W, 67-55
 1/5 __at Southern Miss* _____ L, 59-77
 1/7 __at Louisiana Tech* _____ W, 69-68
 1/12 __Florida Atlantic* _____ W, 68-63
 1/14 __FIU* _____ W, 57-55
 1/21 __at UTEP* _____ L, 39-59
 1/26 __at Marshall* _____ L, 71-92
 1/28 __at WKU* _____ L, 66-81
 2/2 __Middle Tennessee* _____ L, 59-69
 2/4 __UAB* _____ W, 82-67
 2/9 __Southern Miss* _____ W, 57-51
 2/11 __Louisiana Tech* _____ L, 66-72
 2/16 __at Rice* _____ L, 68-80
 2/18 __at North Texas* _____ L, 73-83
 2/23 __at FIU* _____ W, 69-67
 2/25 __at Florida Atlantic* _____ L, 66-73
 3/2 __Charlotte* _____ L, 75-76
 3/4 __Old Dominion* _____ W, 73-55
 3/8 __vs. WKU! _____ W, 56-52
 3/9 __vs. Middle Tennessee! _____ L, 70-86

* Conference USA game

! Conference USA Tournament (Birmingham, Ala.)

Year-by-Year Results

2017-18 • 20-15 overall • 11-7 C-USA

12-4 home • 6-8 road • 2-3 neutral

11/12 ___ East Central _____ W, 92-59
 11/15 ___ at Texas St. _____ W, 79-78
 11/17 ___ vs. Coastal Carolina# _____ L, 69-83
 11/18 ___ vs. Bradley# _____ L, 69-71
 11/19 ___ vs. James Madison# _____ W, 90-77
 11/24 ___ Texas A&M-Corpus Christi _____ W, 72-58
 11/28 ___ at Tulsa _____ L, 96-100
 11/30 ___ Ottawa _____ W, 125-64
 12/2 ___ at Utah Valley _____ L, 80-88
 12/4 ___ at Oklahoma _____ L, 85-97
 12/9 ___ Houston Christian (Houston Baptist) _____ W, 87-71
 12/16 ___ Bethany _____ W, 95-67
 12/20 ___ at Nebraska _____ L, 94-104
 12/28 ___ Rice* _____ W, 79-66
 12/30 ___ North Texas* _____ L, 71-72
 1/4 ___ at Louisiana Tech* _____ W, 78-76
 1/6 ___ at Southern Miss* _____ L, 83-93
 1/11 ___ FIU* _____ L, 76-79
 1/13 ___ Florida Atlantic* _____ L, 69-73
 1/20 ___ UTEP* _____ W, 65-61
 1/25 ___ at Middle Tennessee* _____ L, 51-75
 1/27 ___ at UAB* _____ W, 82-70
 2/1 ___ Marshall* _____ W, 81-77
 2/3 ___ WKU* _____ W, 74-63
 2/10 ___ at UTEP _____ W, 63-59
 2/15 ___ at Old Dominion* _____ L, 62-100
 2/17 ___ at Charlotte* _____ (OT) W, 97-89
 2/22 ___ Southern Miss* _____ W, 64-56
 2/24 ___ Louisiana Tech* _____ W, 74-64
 3/1 ___ at North Texas* _____ L, 62-80
 3/3 ___ at Rice* _____ W, 79-60
 3/7 ___ vs. UTEP! _____ W, 71-58
 3/8 ___ vs. Marshall! _____ L, 81-95
 3/14 ___ Lamar & _____ W, 76-69
 3/22 ___ Sam Houston St. & _____ L, 69-76

Island of the Bahamas Showcase (Nassau, The Bahamas)

* Conference USA game

! Conference USA Tournament (Frisco, Texas)

& CollegInsider.com Postseason Tournament

2018-19 • 17-15 overall • 11-7 C-USA

11-4 home • 5-7 road • 1-4 neutral

11/7 ___ St. Edwards _____ L, 76-77
 11/12 ___ Oklahoma _____ L, 67-87
 11/14 ___ at Oklahoma St. _____ L, 60-82
 11/19 ___ vs. UC Irvine# _____ L, 56-65
 11/20 ___ vs. South Dakota State# _____ L, 79-99
 11/21 ___ vs. FGCU# _____ W, 76-65
 11/26 ___ at Houston Christian (Houston Baptist) _____ W, 86-82
 12/1 ___ Texas State _____ L, 68-69
 12/8 ___ Mid-America Christian _____ W, 104-74
 12/15 ___ vs. Arkansas^ _____ L, 67-79
 12/17 ___ Bethany [Kan.] _____ W, 101-77
 12/20 ___ at Texas A&M-Corpus Christi _____ W, 64-50
 12/29 ___ Southeastern Oklahoma St. _____ W, 70-67
 1/3 ___ UTEP* _____ W, 75-60
 1/5 ___ at UTEP* _____ W, 67-63
 1/10 ___ Rice* _____ W, 95-79
 1/12 ___ North Texas* _____ W, 76-74
 1/17 ___ Middle Tennessee* _____ L, 86-89
 1/19 ___ at UAB* _____ L, 73-83
 1/24 ___ Charlotte* _____ W, 88-43
 1/26 ___ Old Dominion* _____ W, 74-73
 1/31 ___ at Western Kentucky* _____ (OT) L, 88-96
 2/2 ___ at Marshall* _____ (OT) W, 116-106
 2/7 ___ FIU* _____ W, 100-67
 2/9 ___ FAU* _____ W, 86-74
 2/14 ___ at Southern Miss* _____ L, 71-78
 2/16 ___ at Louisiana Tech* _____ L, 67-72
 2/28 ___ Old Dominion* _____ L, 64-65
 3/3 ___ UAB* _____ W, 76-70
 3/6 ___ at Western Kentucky* _____ (OT) W, 81-76
 3/9 ___ at Southern Miss* _____ L, 48-81
 3/14 ___ vs. UAB! _____ L, 76-85

Gulf Coast Showcase (Estero, Fla.)

^ Verizon Center (North Little Rock, Ark.)

* Conference USA game

! Conference USA Tournament (Frisco, Texas)

2019-20 • 13-19 overall • 7-11 C-USA

10-5 home • 3-9 road • 0-5 neutral

11/5 ___ at Oklahoma _____ L, 67-85
 11/8 ___ vs. Southern Illinois# _____ L, 60-72
 11/9 ___ vs. Oakland# _____ L, 62-75
 11/10 ___ vs. Delaware# _____ L, 79-91
 11/18 ___ at Utah State _____ L, 50-82
 11/22 ___ Wiley College _____ W, 90-68
 11/30 ___ Prairie View A&M _____ L, 72-79
 12/3 ___ Texas A&M-Corpus Christi _____ W, 86-67
 12/7 ___ at Texas State _____ W, 77-71
 12/15 ___ UT Permian Basin _____ W, 98-55
 12/18 ___ vs. Oregon State & _____ L, 78-88
 12/21 ___ Illinois State _____ W, 89-70
 12/28 ___ Our Lady of the Lake _____ W, 99-64
 1/2 ___ at Florida Atlantic* _____ L, 64-79
 1/4 ___ at FIU* _____ (OT) L, 83-90
 1/9 ___ Louisiana Tech* _____ W, 89-73
 1/11 ___ Southern Miss* _____ W, 80-70
 1/15 ___ at UTEP* _____ (OT) L, 77-80
 1/18 ___ UTEP* _____ W, 86-70
 1/23 ___ at North Texas* _____ L, 78-98
 1/25 ___ at Rice* _____ W, 90-88
 1/30 ___ UAB* _____ L, 68-76
 2/1 ___ Middle Tennessee* _____ L, 80-83
 2/3 ___ at Old Dominion* _____ (OT) W, 85-81
 2/5 ___ at Charlotte* _____ L, 84-91
 2/13 ___ Marshall* _____ W, 72-63
 2/15 ___ Western Kentucky* _____ (OT) L, 73-77
 2/27 ___ at Florida Atlantic* _____ L, 71-80
 3/1 ___ UAB* _____ W, 66-59
 3/4 ___ at Old Dominion* _____ L, 59-84
 3/7 ___ Marshall* _____ L, 77-82
 3/11 ___ vs. UAB^ _____ L, 69-74

Sunshine Slam (Orlando, Fla.)

& played at Houston's Toyota Center

* Conference USA game

^ Conference USA Tournament (Frisco, Texas)

Year-by-Year Results

2020-21 • 15-11 overall • 9-7 C-USA

12-2 home • 2-8 road • 1-1 neutral

11/27 __ UT Permian Basin _____ W, 97-71
 11/28 __ at UTRGV _____ L, 64-81
 12/3 __ at Oklahoma _____ L, 66-105
 12/4 __ Sul Ross State _____ W, 91-62
 12/16 __ at Oregon State _____ L, 61-73
 12/20 __ Our Lady of the Lake _____ W, 102-70
 12/22 __ Lamar _____ W, 88-66
 1/1 __ at Rice * _____ L, 86-95
 1/2 __ at Rice * _____ L, 69-84
 1/8 __ North Texas * _____ L, 70-77
 1/9 __ North Texas * _____ W, 77-69
 1/15 __ at Louisiana Tech * _____ L, 66-77
 1/16 __ at Louisiana Tech * _____ L, 66-82
 1/22 __ Southern Miss * _____ W, 70-64
 1/23 __ Southern Miss * _____ W, 78-72
 1/28 __ UTEP * _____ W, 86-79
 1/30 __ at UTEP * _____ L, 51-69
 2/5 __ at FIU * _____ W, 87-80
 2/6 __ at FIU * _____ W, 90-47
 2/12 __ Florida Atlantic * _____ W, 84-80
 2/13 __ Florida Atlantic * _____ W, 86-75
 2/26 __ UAB * _____ L, 67-54
 2/27 __ UAB * _____ W, 96-79
 3/4 __ Southwestern Adventist _____ W, 123-43
 3/10 __ vs. Charlotte ! _____ W, 72-62
 3/11 __ vs. Western Kentucky ! _____ L, 67-80

* Conference USA game

! Conference USA Tournament (Frisco, Texas)

2021-22 • 10-22 overall • 3-15 C-USA

8-10 home • 1-11 road • 1-1 neutral

11/9 __ Trinity (Texas) _____ W, 97-66
 11/12 __ at Oklahoma _____ L, 44-99
 11/15 __ Texas A&M-Commerce _____ L, 62-65
 11/16 __ Denver _____ W, 78-64
 11/17 __ IUPUI _____ W, 60-57
 11/21 __ Texas A&M-Corpus Christi _____ L, 58-77
 11/24 __ Lamar _____ W, 79-73
 11/29 __ St. Mary's (Texas) _____ W, 75-65
 12/2 __ at Grand Canyon _____ L, 71-74
 12/11 __ vs. Sam Houston & _____ W, 78-73
 12/17 __ UTRGV _____ L, 50-68
 12/21 __ at Illinois State _____ L, 64-81
 1/1 __ at UAB * _____ L, 59-87
 1/3 __ Dallas Christian _____ W, 101-48
 1/6 __ Southern Miss * _____ L, 73-74
 1/8 __ Louisiana Tech * _____ L, 63-79
 1/13 __ at Old Dominion * _____ L, 51-83
 1/15 __ at Charlotte * _____ L, 53-62
 1/20 __ at UTEP * _____ L, 64-69
 1/23 __ UTEP * _____ L, 54-59
 1/27 __ FIU * _____ W, 73-66
 1/29 __ Florida Atlantic * _____ L, 64-73
 2/3 __ at Rice * _____ L, 78-91
 2/5 __ at North Texas * _____ L, 45-69
 2/7 __ at Middle Tennessee * _____ L, 75-84
 2/12 __ Western Kentucky * _____ L, 65-71
 2/17 __ at Southern Miss * _____ W, 98-79 (OT)
 2/19 __ at Louisiana Tech * _____ L, 71-95
 2/24 __ UAB * _____ L, 56-68
 3/3 __ North Texas * _____ L, 48-59
 3/5 __ Rice * _____ W, 82-71
 3/8 __ Southern Miss ! _____ L, 64-67

& played at Houston's Toyota Center

* Conference USA game

! Conference USA Tournament (Frisco, Texas)

2022-23 • 10-22 overall • 4-16 C-USA

8-10 home • 2-11 road • 0-1 neutral

11/7 __ Trinity _____ W, 74-47
 11/11 __ at Texas A&M-Corpus Christi _____ L, 55-75
 11/14 __ St. Mary's (TX) _____ W, 66-59
 11/17 __ Texas State _____ W, 61-56
 11/22 __ Prairie View A&M _____ W, 82-75
 11/25 __ Grambling State & _____ L, 55-75
 11/27 __ Dartmouth & _____ L, 77-78 (OT)
 11/28 __ Incarnate Word (UIW) & _____ W, 68-62
 12/10 __ at New Mexico _____ L, 76-94
 12/13 __ at Utah _____ L, 70-91
 12/18 __ Bethune-Cookman _____ W, 90-69
 12/22 __ North Texas * _____ L, 54-78
 12/29 __ at Louisiana Tech * _____ L, 69-91
 12/31 __ at UAB * _____ L, 67-90
 1/5 __ Middle Tennessee * _____ W, 75-72
 1/7 __ Western Kentucky * _____ L, 64-74
 1/11 __ at UTEP * _____ L, 57-69
 1/14 __ at Charlotte * _____ L, 54-72
 1/16 __ Rice * _____ L, 81-88 (OT)
 1/19 __ Florida Atlantic * _____ L, 64-83
 1/21 __ FIU * _____ L, 72-77
 1/26 __ at North Texas * _____ L, 59-63
 1/28 __ Louisiana Tech * _____ L, 55-66
 2/2 __ at Western Kentucky * _____ L, 74-81
 2/4 __ at Middle Tennessee * _____ L, 60-84
 2/11 __ UTEP * _____ L, 66-77
 2/16 __ at Rice * _____ W, 84-79
 2/18 __ UAB * _____ L, 78-83
 2/23 __ at Florida Atlantic * _____ L, 66-106
 2/25 __ at FIU * _____ W, 95-91
 3/2 __ Charlotte * _____ W, 78-73
 3/8 __ Rice ! _____ L, 71-72

& 210 San Antonio Shootout

* Conference USA game

! Conference USA Tournament (Frisco, Texas)

Year-by-Year Results

2023-24 • 0-0 overall • 0-0 AAC

0-0 home • 0-0 road • 0-0 neutral

10/24	__ Trinity (TX) (exh.)	7 p.m.
11/28	__ McMurry (exh.)	7 p.m.
11/6	__ Western Illinois	7 p.m.
11/10	__ at Minnesota	6:30 p.m.
11/14	__ at Lamar	7 p.m.
11/17	__ at Texas State	7:15 p.m.
11/20	__ at Houston Christian	7 p.m.
11/24	__ Jacksonville State #	3 p.m.
11/25	__ Incarnate Word (UIW) #	3 p.m.
11/30	__ Lamar	8 p.m.
12/10	__ Arkansas-Fort Smith	12 p.m.
12/13	__ at Little Rock	6:30 p.m.
12/17	__ at Oregon State	2 p.m.
12/21	__ Army West Point	7 p.m.
12/28	__ Prairie View A&M	7 p.m.
1/2	__ UAB *	7 p.m.
1/6	__ at Rice *	2 p.m.
1/10	__ at Memphis *	7 p.m.
1/13	__ Charlotte *	2 p.m.
1/17	__ at Tulsa *	7 p.m.
1/21	__ Florida Atlantic *	2 p.m.
1/24	__ Tulane *	7 p.m.
1/27	__ at South Florida *	3 p.m.
2/3	__ Rice *	2 p.m.
2/7	__ at Wichita State *	6:30 p.m.
2/10	__ East Carolina *	2 p.m.
2/15	__ at Charlotte *	6 p.m.
2/18	__ at Temple *	1 p.m.
2/21	__ South Florida *	7 p.m.
2/24	__ at North Texas *	3 p.m.
2/28	__ Tulsa *	7 p.m.
3/2	__ at SMU *	2 p.m.
3/10	__ Temple *	2 p.m.
3/13+	__ AAC Basketball Championships`	TBD

Roadrunner/Cardinal Classic

* American Athletic Conference game

! AAC Tournament (Fort Worth, Texas)

- all times central timezone

Conference Tournament History

Conference USA Tournament (3-10)

- 2023 Ford Center at The Star - Frisco, Texas**
(6) Rice 72, (11) UTSA 71
- 2022 Ford Center at The Star - Frisco, Texas**
(7) Southern Miss 67, (6) UTSA 64
- 2021 Ford Center at The Star - Frisco, Texas**
(4) UTSA 72, (5) Charlotte 62
(1) Western Kentucky 80, (4) UTSA 67
- 2020 Ford Center at The Star - Frisco, Texas**
(10) UTSA 69, (9) UAB 74
- 2019 Ford Center at The Star - Frisco, Texas**
(4) UTSA 76, (5) UAB 85
- 2018 Ford Center at The Star - Frisco, Texas**
(5) UTSA 71, (12) UTEP 58
(4) Marshall 95, (5) UTSA 81
- 2017 Bartow Arena - Birmingham, Ala.**
(9) UTSA 56, (8) WKU 52
(1) Middle Tennessee 86, (9) UTSA 70
- 2016 Bartow Arena - Birmingham, Ala.**
(12) Florida Atlantic 82, (13) UTSA 58
- 2015 Legacy Arena - Birmingham, Ala.**
(10) FIU 57, (7) UTSA 54
- 2014 Don Haskins Center - El Paso, Texas**
(12) East Carolina 79, (13) UTSA 76

Western Athletic Conference Tournament (2-1)

- 2013 Orleans Arena - Las Vegas, Nev.**
(9) UTSA 67, (8) San Jose State 49
(9) UTSA 73, (1) Louisiana Tech 67
(4) UT Arlington 69, (9) UTSA 53

Southland Conference Tournament (17-15)

- 2012 Ferrell Center - Katy, Texas**
(4) McNeese State 78, (5) UTSA 74 (OT)
- 2011 Ferrell Center - Katy, Texas**
(7) UTSA 97, (2) Northwestern State 96
(7) UTSA 79, (3) Sam Houston State 70
(7) UTSA 75, (1) McNeese State 72
- 2010 Ferrell Center - Katy, Texas**
(3) A&M-Corpus Christi 78, UTSA 66
- 2009 Ferrell Center - Katy, Texas**
(6) UTSA 83, (3) Sam Houston St. 74
(6) UTSA 57, (2) Nicholls 55
(1) Stephen F. Austin 68, (6) UTSA 67
- 2008 Ferrell Center - Katy, Texas**
(1) Stephen F. Austin 71, (8) UTSA 60
- 2006 Campus Sites**
(1) Northwestern St. 75, (8) UTSA 61
[Natchitoches, La.]
- 2005 Campus Sites**
(5) Lamar 91, (4) UTSA 83
[San Antonio, Texas]
- 2004 Campus Sites**
(3) UTSA 78, (6) Texas State 73 [San Antonio, Texas]
(3) UTSA 87, (2) Southeastern La. 85 [Hammond, La.]
(3) UTSA 74, (4) Stephen F. Austin 70 [San Antonio, Texas]

2002 Campus Sites

- (3) UTSA 99, (6) Texas State 83
[San Antonio, Texas]
- (2) ULM 64, (3) UTSA 62
[Monroe, La.]
- 2001 CenturyTel Center - Bossier City, La.**
(3) UTSA 71, (7) Texas State 69
[San Antonio, Texas]
- (6) Northwestern St. 86, (3) UTSA 73
- 2000 Gold Dome - Shreveport, La.**
(6) Texas State 88, (3) UTSA 86
[San Antonio, Texas]
- 1999 Gold Dome - Shreveport, La.**
(2) UTSA 77, (6) Lamar 63
(2) UTSA 71, (1) Texas State 63
- 1998 Gold Dome - Shreveport, La.**
(6) UT Arlington 56, (3) UTSA 52
- 1996 Gold Dome - Shreveport, La.**
(3) UTSA 60, (6) Sam Houston State 58
(2) North Texas 80, (3) UTSA 71
- 1995 Gold Dome - Shreveport, La.**
(3) UTSA 89, (6) Northwestern State 78
[San Antonio, Texas]
- (2) ULM 78, (3) UTSA 76

1994 Fant-Ewing Coliseum - Monroe, La.

- (3) Nicholls 101, (6) UTSA 89
- 1993 Fant-Ewing Coliseum - Monroe, La.**
(3) UTSA 77, (6) McNeese St. 68
(3) UTSA 86, (2) Nicholls 67
(1) ULM 80, (3) UTSA 66

1992 Convocation Center - San Antonio, Texas

- (1) UTSA 94, (5) UT Arlington 75
(2) ULM 81, (1) UTSA 77

Trans America Athletic Conference Tournament (5-4)

- 1991 Edmunds Center - DeLand, Fla.**
(1) UTSA 77, (8) Mercer 55
(5) Georgia State 94, (1) UTSA 84
- 1990 Barton Coliseum - Little Rock, Ark.**
(2) UTSA 98, (7) Samford 85
(3) UALR 99, (2) UTSA 83
- 1989 Barton Coliseum - Little Rock, Ark.**
(2) UALR 82, (7) UTSA 79
- 1988 Ocean Center - Daytona Beach, Fla.**
(3) UTSA 78, (6) Stetson 74
(3) UTSA 101, (2) UALR 75
(3) UTSA 76, (1) Georgia Southern 69 (OT)
- 1987 Barton Coliseum - Little Rock, Ark.**
(1) UALR 62, (8) UTSA 60

UTSA's Conference Tournament Coaching Records

Coach	Appearances	W-L
Tim Carter	9	8-7
Brooks Thompson	9	7-8
Stu Starner	5	5-5
Ken Burmeister	4	4-3
Steve Henson	7	3-7

Postseason Tournament History

NCAA Tournament (1-4)

2011 East Region - First Four

UD Arena - Dayton, Ohio
 (16) UTSA 70, (16) Alabama State 61

East Region - Second Round

Quicken Loans Arena - Cleveland, Ohio
 (1) Ohio State 75, (16) UTSA 46

2004 Phoenix Region - First Round

Key Arena - Seattle, Wash.
 (1) Stanford 71, (16) UTSA 45

1999 West Region - First Round

McNichols Sports Arena - Denver, Colo.
 (1) UConn 91, (16) UTSA 66

1988 Southeast Region - First Round

Riverfront Coliseum - Cincinnati, Ohio
 (3) Illinois 81, (14) UTSA 72

UTSA's NCAA Tournament Records

Individual

Points _____ 29, Melvin Johnson III vs. Alabama State (2011)
 Rebounds _____ 11, Jeromie Hill vs. Alabama State (2011)
 Assists _____ 5, Stephen Franklin vs. Alabama State (2011)
 Steals _____ 4, Devin Gibson vs. Ohio State (2011)
 Blocks _____ 3, McEverett Powers vs. Connecticut (1999)
 Minutes _____ 39, Devin Gibson vs. Ohio State (2011)
 FG Made _____ 9, Melvin Johnson III vs. Alabama State (2011); Devin Gibson vs. Ohio State (2011)
 FG Attempted _____ 18, Devin Gibson vs. Ohio State (2011)
 FG Percentage (min. 4 made) _____ .571 (4-7), Scott Smith vs. Illinois (1988)
 3-PT. FG Made _____ 3, Eric Cooper vs. Illinois (1988)
 3-PT. FG Attempted _____ 8, Eric Cooper vs. Illinois (1988);
 _____ Melvin Johnson III vs. Alabama State (2011)
 _____ Melvin Johnson III vs. Ohio State (2011)
 3-PT. FG Percentage (min. 2 made) _____ .500 (2-4), Devin Gibson vs. Ohio State (2011)
 _____ Scott Smith vs. Illinois (1988)
 FT Made _____ 9, Melvin Johnson III vs. Alabama State (2011)
 FT Attempted _____ 13, Melvin Johnson III vs. Alabama State (2011)
 FT Percentage (min. 4 made) _____ .833 (5-6), Frank Hampton vs. Illinois (1988)

Team

Points _____ 72 vs. Illinois (1988)
 Rebounds _____ 40 vs. Alabama State (2011)
 Assists _____ 14 vs. Alabama State (2011)
 Most Turnovers _____ 19 vs. Stanford (2004)
 Fewest Turnovers _____ 10 vs. Illinois (1988)
 Steals _____ 8 vs. Connecticut (1999), vs. Stanford (2004)
 Blocks _____ 4 vs. Connecticut (1999)
 Fouls _____ 18 vs. Illinois (1988)
 FG Made _____ 25 vs. Illinois (1988), vs. Connecticut (1999)
 FG Attempted _____ 64 vs. Illinois (1988)
 Highest FG Percentage _____ .426 (23-54) vs. Alabama State (2011)
 Lowest FG Percentage _____ .238 (15-62) vs. Stanford (2004)
 3-PT. FG Made _____ 5 vs. Illinois (1988)
 3-PT. FG Attempted _____ 17 vs. Connecticut (1999), vs. Ohio State (2011)
 3-PT. FG Percentage _____ .313 (5-16) vs. Illinois (1988)
 FT Made _____ 20 vs. Alabama State (2011)
 FT Attempted _____ 30 vs. Alabama State (2011)
 FT Percentage _____ .857 (6-7) vs. Ohio State (2011)
 Most Points (1st half) _____ 48 vs. Alabama State (2011)
 Most Points (2nd half) _____ 41 vs. Illinois (1988)
 Largest Halftime lead _____ 27 (48-21) vs. Alabama State (2011)

Double-Doubles (1)

Jeromie Hill (14 points, 11 rebounds) _____ vs. Alabama State (2011)

UTSA's NCAA Tournament Coaching Records

Coach	Appearances (Years)	W-L
Tim Carter	2 (1999, 2004)	0-2
Brooks Thompson	1 (2011)	1-1
Ken Burmeister	1 (1988)	0-1

Postseason Tournament History

CollegInsider.com Postseason
Tournament [CIT] (1-1)

2018 First Round

Convocation Center - San Antonio, Texas
UTSA 76, Lamar 69

Quarterfinal Round

Convocation Center - San Antonio, Texas
Sam Houston State 76, UTSA 69

UTSA's CollegInsider.com Postseason Tournament [CIT] Records

Individual

Points _____ 18, Keaton Wallace vs. Sam Houston State (2018)
 Rebounds _____ 8, Deon Lyle vs. Lamar (2018)
 Assists _____ 6, Giovanni De Nicolao vs. Lamar (2018)
 Steals _____ 3, George Willborn III and Giovanni De Nicolao vs. Sam Houston State (2018)
 Blocks _____ 2, Kendell Ramlal vs. Lamar (2018)
 Minutes _____ 35, Giovanni De Nicolao vs. Sam Houston State (2018)
 FG Made _____ 7, Giovanni De Nicolao vs. Sam Houston State (2018)
 FG Attempted _____ 13, Giovanni De Nicolao vs. Sam Houston State (2018)
 _____ 13 Giovanni De Nicolao vs. Lamar (2018)
 FG Percentage (min. 4 made) _____ .833 (5-6), Byron Frohnen vs. Lamar (2018)
 3-PT. FG Made _____ 4, Deon Lyle vs. Lamar (2018)
 3-PT. FG Attempted _____ 10, Deon Lyle vs. Lamar (2018)
 3-PT. FG Percentage (min 2 made) ____ .600 (3-5), Giovanni De Nicolao vs. Sam Houston State (2018)
 FT Made _____ 5, Nick Allen vs. Lamar (2018)
 FT Attempted _____ 10, Nick Allen vs. Lamar (2018)
 FT Percentage (min. 4 made) _____ .500 (5-10), Nick Allen vs. Lamar (2018)

Team

Points _____ 76 vs. Lamar (2018)
 Rebounds _____ 36 vs. Lamar (2018)
 Assists _____ 17 vs. Lamar (2018)
 Most Turnovers _____ 15 vs. Sam Houston State (2018)
 Fewest Turnovers _____ 8 vs. Lamar (2018)
 Steals _____ 7 vs. Sam Houston State (2018)
 Blocks _____ 3 vs. Lamar (2018), vs. Sam Houston State (2018)
 Fouls _____ 22 vs. Sam Houston State (2018)
 FG Made _____ 26 vs. Lamar (2018), vs. Sam Houston State (2018)
 FG Attempted _____ 59 vs. Sam Houston State (2018)
 Highest FG Percentage _____ .473 (26-55) vs. Lamar (2018)
 Lowest FG Percentage _____ .441 (26-59) vs. Sam Houston State (2018)
 3-PT. FG Made _____ 10 vs. Sam Houston State (2018)
 3-PT. FG Attempted _____ 27 vs. Sam Houston State (2018)
 3-PT. FG Percentage _____ .370 (10-27) vs. Sam Houston State (2018)
 FT Made _____ 16 vs. Lamar (2018)
 FT Attempted _____ 30 vs. Lamar (2018)
 FT Percentage _____ .538 (7-13) vs. Sam Houston State (2018)
 Most Points (1st half) _____ 37 vs. Sam Houston State (2018)
 Most Points (2nd half) _____ 45 vs. Lamar (2018)
 Largest Halftime lead _____ 9 vs. Sam Houston State (2018)

UTSA's CollegInsider.com Postseason Tournament [CIT] Coaching Records

Coach	Appearances (Years)	W-L
Steve Henson	1 (2018)	1-1

Milestone Games

Firsts

Game _____ Arkansas (L, 42-71), 11/30/81 (Hemisfair Arena)
 Game at Convocation Center _____ Sul Ross State, 12/11/81
 Victory _____ Sul Ross State (84-53), 12/11/81 (Convocation Center)
 Loss _____ Arkansas (42-71), 11/30/81 (Hemisfair Arena)
 Road Game _____ UTEP (L, 37-65), 12/3/81 (El Paso, Texas)
 Road Victory _____ Oklahoma City (62-59), 1/28/82 (Oklahoma City, Okla.)
 Overtime Game _____ Oklahoma City (W, 62-59), 1/28/82 (Oklahoma City, Okla.)
 Conference Game _____ Georgia Southern, 12/18/86 (Convocation Center)
 Conference Victory _____ Georgia Southern (W, 89-76), 12/18/86 (Convocation Center)
 Conference Road Game _____ Houston Christian (Houston Baptist at time) (L, 85-95), 1/3/87 (Houston, Texas)
 Conference Road Victory _____ UT Arlington (111-93), 1/12/87 (Arlington, Texas)
 Conference Tournament Game _____ UALR (L, 60-62), 3/5/87 (Little Rock, Ark.)
 Conference Tournament Victory _____ Stetson (78-74), 3/10/88 (Daytona Beach, Fla.)
 Conference Tournament Championship _____ 1988 Trans America Athletic Conference (Daytona Beach, Fla.)
 NCAA Tournament Game _____ Illinois (L, 72-81), 3/18/88 (Cincinnati, Ohio)
 NCAA Tournament Victory _____ Alabama State (70-61), 3/16/11 (Dayton, Ohio)
 Collegiate.com Postseason Tournament Game _____ Lamar (W, 76-69), 3/14/18 (Convocation Center)
 Collegiate.com Postseason Tournament Victory _____ Lamar (76-69), 3/14/18 (Convocation Center)

Game Milestones

100th Game _____ Prairie View A&M (L, 72-83), 1/22/86 (Prairie View, Texas)
 200th Game _____ Illinois (L, 72-81), 3/18/88 (Cincinnati, Ohio)
 300th Game _____ Louisiana-Monroe (W, 74-68), 1/16/92 (Monroe, La.)
 400th Game _____ Illinois (L, 80-83), 11/25/95 (Champaign, Ill.)
 500th Game _____ Northwestern State (W, 77-68), 2/6/99 (Natchitoches, La.)
 600th Game _____ St. Mary's (W, 81-67), 12/4/02 (Convocation Center)
 700th Game _____ Northwestern State (L, 59-70), 1/26/06 (Natchitoches, La.)
 800th Game _____ Sam Houston State (W, 83-74), 3/12/08 (Katy, Texas)
 900th Game _____ Holy Cross (W, 60-56), 11/10/12 (Norfolk, Va.)
 1,000th Game _____ Texas A&M-Corpus Christi (L, 79-85), 12/12/15 (Convocation Center)
 1,100th Game _____ Arkansas (L, 67-79), 12/15/18 (North Little Rock, Ark.)
 1,200th Game _____ UTEP (L, 54-59), 1/23/22 (Convocation Center)

Milestone Victories

First Victory _____ Sul Ross State (84-53), 12/11/81 (Convocation Center)
 100th Victory _____ UT Arlington (94-84), 11/28/88 (Arlington, Texas)
 200th Victory _____ Houston (85-83 OT), 2/2/95 (Convocation Center)
 300th Victory _____ Stephen F. Austin (65-59), 2/12/01 (Nacogdoches, Texas)
 400th Victory _____ East Central (136-68), 11/22/08 (Convocation Center)
 500th Victory _____ Southern Miss (77-57), 1/8/15 (Convocation Center)
 600th Victory _____ Southern Miss (98-79 OT), 2/17/22 (Hattiesburg, Miss.)

Milestone Losses

First Loss _____ Arkansas (42-71), 11/30/81 (Hemisfair Arena)
 100th Loss _____ Mercer (77-78), 1/30/88 (Macon, Ga.)
 200th Loss _____ Northwestern State (59-77), 1/9/97 (Natchitoches, La.)
 300th Loss _____ Stephen F. Austin (60-69), 2/4/04 (Nacogdoches, Texas)
 400th Loss _____ Bowling Green (59-70), 12/30/10 (Bowling Green, Ohio)
 500th Loss _____ Louisiana Tech (75-85), 1/28/16 (Ruston, La.)
 600th Loss _____ Charlotte (53-62), 1/15/22 (Charlotte, N.C.)

All-Time Series Results

Abilene Christian (1-0)

H: 1-0, A: 0-0, N: 0-0
11/26/96 hW 90-78

Alabama State (1-0)

H: 0-0, A: 0-0, N: 1-0
3/16/11 nW 70-61

Alaska Fairbanks (0-1)

H: 0-0, A: 0-1, N: 0-0
11/20/03 al 48-66

Angelo State (6-1)

H: 6-1, A: 0-0, N: 0-0
12/21/92 hW 92-87
12/11/93 hW 85-75
12/6/94 hW 87-81
12/2/95 hW 93-91
11/23/96 hW 70-56
11/22/97 hl 64-70
11/19/05 hW 81-78

Arizona (1-1)

H: 0-0, L: 0-0, N: 1-1
11/28/82 nW 57-56
11/29/85 nL 49-62

Arizona State (1-1)

H: 0-0, A: 1-1, N: 0-0
12/5/91 al 62-87
12/18/94 aW (OT) 87-85

Arkansas (0-6)

H: 0-1, A: 0-4, N: 0-1
11/30/81 hl 42-71
12/2/82 al 59-78
12/18/84 al 67-74
12/12/07 al 42-67
1/4/14 al 71-104
12/15/19 nL 67-79

Arkansas State (0-1)

H: 0-0, A: 0-0, N: 0-1
12/12/86 nL 58-95

Austin College (2-0)

H: 2-0, A: 0-0, N: 0-0
12/14/81 hW 82-72
12/13/82 hW 92-65

Baylor (4-5)

H: 2-2, A: 2-3, N: 0-0
12/5/81 al 44-57
12/4/82 hl 60-61
12/12/83 aW 79-70
1/2/85 hW 101-91
12/30/85 al 50-51
12/20/86 hW 85-83
11/25/91 al 73-79
12/19/92 hl 72-89
12/13/03 aW 53-45

Bethany [Kan.] (2-0)

H: 2-0, A: 0-0, N: 0-0
12/16/17 hW 95-67
12/17/18 hW 101-77

Bethune-Cookman (1-0)

H: 1-0, A: 0-0, N: 0-0
12/18/22 hW 90-69

Biscayne (1-0)

H: 1-0, A: 0-0, N: 0-0
12/5/83 hW 69-62

Bowling Green (1-1)

H: 1-0, A: 0-1, N: 0-0
12/30/10 al 59-70
1/1/12 hW (OT) 86-79

Bradley (0-1)

H: 0-0, A: 0-0, N: 0-1
11/18/17 nL 69-71

BYU (0-1)

H: 0-0, A: 0-1, N: 0-0
11/21/12 al 62-81

Cal Poly (0-2)

H: 0-1, A: 0-1, N: 0-0
12/22/15 hl 73-88
12/1 al 47-59

Cal State Bakersfield (0-3)

H: 0-2, A: 0-1, N: 0-0
12/1/12 al 52-85
2/12/13 hl 52-61
12/18/13 hl 64-90

Cal State Fullerton (2-3)

H: 1-1, A: 0-2, N: 1-0
12/17/83 al 65-83
12/5/84 hW 72-64
12/27/05 nW 88-76
11/22/06 hl 63-67
12/2/06 al 67-76

Cameron (6-0)

H: 6-0, A: 0-0, N: 0-0
11/23/05 hW 73-56
12/1/09 hW 73-42
11/19/10 hW 71-61
11/27/11 hW 76-48
12/31/13 hW 64-56
12/30/14 hW 79-68

Centenary (5-5)

H: 3-2, A: 2-3, N: 0-0
1/5/86 al (OT) 76-78
2/7/87 hW 81-78
1/9/88 al 74-75
2/13/88 hW 102-85
12/17/88 aW 101-74
3/2/89 hl 88-89
1/4/90 hl 116-121
2/3/90 aW 112-93
1/12/91 hW 118-97
2/9/91 al 105-116

Central Arkansas (4-3)

H: 3-0, A: 1-2, N: 0-1
1/11/07 al 49-59
1/17/08 hW 81-77
2/11/09 hW 88-79
2/10/10 al 64-72
3/2/11 hW 70-58
2/29/12 aW 73-60
11/23/15 nL 84-98

Charlotte (5-6)

H: 3-2, A: 1-4, N: 1-0
1/11/14 hW 85-77
2/14/15 hl 81-89
2/25/16 al (2OT) 108-114
3/2/17 hl 75-76
2/17/18 aW (OT) 97-89
1/24/19 hW 88-43
2/8/20 al 84-91
3/10/21 nW 72-62
1/15/22 al 53-62

1/14/23 al 54-72
3/2/23 hW 78-73

Chico State (1-0)

H: 1-0, A: 0-0, N: 0-0
12/7/85 hW 75-63

Clemson (0-1)

H: 0-0, A: 0-1, N: 0-0
11/15/15 al 45-78

Coastal Carolina (0-1)

H: 0-0, A: 0-0, N: 0-1
11/17/17 nL 69-83

Colgate (2-0)

H: 1-0, A: 0-0, N: 1-0
12/1/90 nW 99-59
1/2/09 hW 76-66

Colorado (0-4)

H: 0-0, A: 0-4, N: 0-0
11/28/90 al 89-100
12/23/91 al 86-101
1/17/95 al 60-97
12/22/95 al 77-92

Colorado Christian (1-0)

H: 1-0, A: 0-0, N: 0-0
11/23/99 hW 92-72

Colorado State (0-1)

H: 0-0, A: 0-1, N: 0-0
11/21/11 al 75-85

Connecticut (0-1)

H: 0-0, A: 0-0, N: 0-1
3/11/99 nL 66-91

Creighton (0-2)

H: 0-0, A: 0-1, N: 0-1
11/30/90 nL 47-93
11/17/15 al 78-103

Dartmouth (0-1)

H: 0-1, A: 0-0, N: 0-0
11/27/22 hl (OT) 77-78

Dallas Christian (1-0)

H: 1-0, A: 0-0, N: 0-0
1/3/22 hW 101-48

Delaware (0-1)

H: 0-0, A: 0-0, N: 0-1
11/9 nL 79-91

Denver (1-2)

H: 1-1, A: 0-1, N: 0-0
1/6/13 al 50-75
1/31/13 hl 57-71
11/16/21 hW 78-64

DePaul (0-2)

H: 0-0, A: 0-2, N: 0-0
12/23/87 al 82-93
2/22/89 al 55-88

Drake (0-2)

H: 0-1, A: 0-1, N: 0-0
12/10/94 al 99-105
12/30/95 hl 86-94

East Carolina (0-2)

H: 0-0, A: 0-1, N: 0-1
2/8/14 al 71-81
3/11/14 nL 76-79

East Central (5-0)

H: 5-0, A: 0-0, N: 0-0
11/22/08 hW 136-68
11/18/09 hW 103-80
12/16/15 hW 75-61
12/29/16 hW 79-75
11/12/17 hW 92-59

Eastern Kentucky (0-1)

H: 0-0, A: 0-1, N: 0-0
11/25/09 al 72-74

Eastern Washington (1-0)

H: 1-0, A: 0-0, N: 0-0
2/18/84 hW 107-70

Elmhurst (1-0)

H: 1-0, A: 0-0, N: 0-0
1/3/04 hW 84-65

Evansville (0-1)

H: 0-0, A: 0-1, N: 0-0
11/17/10 al 73-77

Fairleigh Dickinson (1-0)

H: 0-0, A: 0-0, N: 1-0
11/24/09 nW 75-61

FIU (9-7)

H: 3-4, A: 5-2, N: 0-1
11/17/01 aW 75-65
2/13/14 hl 72-80
2/5/15 aW 74-63
3/11/15 nL 54-57
1/21/16 hl 56-72
2/13/16 al 65-79
1/14/17 hW 57-55
2/23/17 aW 69-67
1/11/18 hl 76-79
2/7/19 hW 100-67
1/4/20 al (OT) 83-90
2/5/21 aW 87-80
2/6/21 aW 90-47
1/27/22 hW 73-66
1/21/23 hl 72-77
2/25/23 aW 95-91

Florida Atlantic (6-10)

H: 5-4, A: 1-5, N: 0-1
2/15/14 hW 66-56
2/7/15 aW 74-59
1/23/16 hl 71-86
2/11/16 al 73-79
3/8/16 nL 58-82
1/12/17 hW 68-63
2/25/17 al 66-73
1/13/18 hl 69-73
2/9/19 hW 86-74
1/2/20 al 64-79
2/27/20 al 71-80
2/12/21 hW 84-80
2/13/21 hW 86-75
1/29/22 hl 64-73
1/19/23 hl 64-83
2/23/23 al 66-106

All-Time Series Results

Florida Gulf Coast (1-0)

H: 0-0, A: 0-0, N: 1-0
11/21/18 nW 76-65

Fresno State (1-1)

H: 0-0, A: 0-1, N: 1-0
11/22/11 nW 83-79
11/16/16 aL 66-69

Georgia Southern (7-4)

H: 4-1, A: 2-3, N: 1-0
12/18/86 hW 89-76
1/29/87 aL 51-71
1/2/88 hW 70-61
2/4/88 aW 50-47
3/12/88 nW (OT) 76-69
1/19/89 hL 61-70
2/18/89 aL (2OT) 98-100
12/20/89 aW 88-84
3/1/90 hW 82-80
1/24/91 aL 87-94
2/21/91 hW 87-79

Georgia State (8-7)

H: 6-1, A: 2-5, N: 0-1
1/22/87 aL 86-96
2/26/87 hW 89-74
1/28/88 aL 65-87
3/3/88 hW 91-83
1/12/89 aL 73-92
2/11/89 hW 115-87
1/11/90 aW 101-71
2/10/90 hW 128-70
1/31/91 hW 85-79
2/28/91 aW 85-78
3/6/91 nL 84-94
12/15/07 aL (OT) 71-76
12/27/08 hW 60-48
2/18/12 aL 71-82
12/22/13 hL 68-99

Gonzaga (0-2)

H: 0-0, A: 0-1, N: 0-1
12/6/96 nL 61-87
11/19/06 aL 48-92

Grambling State (2-4)

H: 2-2, A: 0-2, N: 0-0
12/22/84 hW 81-59
1/4/86 hL 54-64
2/3/86 aL 67-72
12/1/93 hW 84-69
12/7/93 aL 82-92
11/25/22 hL 55-75

Grand Canyon (0-1)

H: 0-0, A: 0-1, N: 0-0
12/2/21 aL 71-74

Hardin-Simmons (13-3)

H: 7-1, A: 6-2, N: 0-0
2/22/82 hW 69-48
1/27/83 aW 69-50
1/23/84 hW 72-66
2/20/84 aW 76-63
1/28/85 hW 92-83
2/18/85 aW 75-74
2/24/86 aL 61-76
1/17/87 hW 109-95
2/21/87 aL 80-83
1/23/88 aW 81-79
2/27/88 hW 91-80
1/28/89 aW 67-57
2/25/89 hL 66-75
1/20/90 hW 90-85

2/17/90 aW 89-86
11/9/07 hW 69-47

Hartford (2-1)

H: 1-0, A: 0-1, N: 1-0
3/3/85 aL (OT) 75-77
3/1/86 hW 60-59
11/28/87 nW 79-76

Henderson State (1-0)

H: 1-0, A: 0-0, N: 0-0
11/29/06 hW 55-36

Holy Cross (1-0)

H: 0-0, A: 0-0, N: 1-0
11/10/12 nW 60-56

Houston (3-7)

H: 2-2, A: 1-5, N: 0-0
12/12/81 aL 69-105
12/5/85 hL 59-104
12/17/92 aL 67-94
2/2/94 hW (OT) 85-83
11/29/95 hL 90-94
11/30/96 aL 49-69
1/1/10 hW 83-82
12/11/10 aW 68-63
12/20/11 aL 75-77
11/14/13 aL 62-80

Houston Christian (5-5)

H: 2-3, A: 3-2, N: 0-0
12/16/81 hL 51-57
12/16/82 aL (OT) 64-69
1/3/87 aL 85-95
2/5/87 hL 83-88
1/7/88 aW 60-50
2/11/88 hW 80-63
12/19/88 aW 65-53
3/4/89 hL (OT) 84-88
12/9/17 hW 87-71
11/26/18 aW 86-82

Howard Payne (1-0)

H: 1-0, A: 0-0, N: 0-0
12/10/89 hW 102-45

Huston-Tillotson (4-0)

H: 4-0, A: 0-0, N: 0-0
12/5/87 hW 88-73
11/12/10 hW 82-65
12/4/13 hW 90-62
11/14/14 hW 92-74

Idaho (1-1)

H: 1-0, A: 0-1, N: 0-0
1/26/13 aL 70-74
2/28/13 hW 74-56

Idaho State (3-2)

H: 1-0, A: 0-1, N: 2-1
12/10/96 hW 77-74
12/21/96 aL (2OT) 79-86
12/7/02 nW 86-72
11/22/02 nW (OT) 76-71
11/23/03 nL 59-65

Illinois (0-2)

H: 0-0, A: 0-1, N: 0-1
3/18/88 nL 72-81
11/25/95 aL 80-83

Illinois-Chicago (0-3)

H: 0-1, A: 0-2, N: 0-0
11/21/00 aL 75-91
11/29/03 hL 47-73
11/16/16 aL 78-86

Illinois State (2-2)

H: 2-0, A: 0-2, N: 0-0
12/17/00 aL 87-95
12/1/01 hW 89-82
12/21/19 hW 89-70
12/21/21 aL 64-81

Incarnate Word [UIW] (1-0)

H: 1-0, A: 0-0, N: 0-0
11/28/22 hW 68-62

Iowa (1-2)

H: 0-0, A: 1-2, N: 0-0
11/26/05 aL 46-79
11/17/08 aL 67-73
11/15/09 aW 62-50

IUPUI (1-0)

H: 1-0, A: 0-0, N: 0-0
11/17/21 hW 60-57

Jackson State (0-1)

H: 0-1, A: 0-0, N: 0-0
12/11/05 hL 75-78

James Madison (1-0)

H: 0-0, A: 0-0, N: 1-0
11/19/17 nW 90-77

Jarvis Christian (2-0)

H: 2-0, A: 0-0, N: 0-0
11/29/86 hW 113-67
1/25/12 hW 115-49

Kansas (0-1)

H: 0-0, A: 0-1, N: 0-0
12/22/90 aL 69-101

Kansas City [formerly UMKC] (4-0)

H: 2-0, A: 2-0, N: 0-0
11/22/97 hW 82-81
12/16/98 aW 85-83
11/29/07 hW 73-61
12/22/08 aW 76-72

Kansas State (0-4)

H: 0-0, A: 0-4, N: 0-0
11/23/91 aL 65-103
11/29/99 aL 75-86
11/18/00 aL 55-71
12/18/04 aL 69-73

La Salle (0-1)

H: 0-0, A: 0-0, N: 0-1
11/27/87 nL 51-74

Lamar (17-19)

H: 11-9, A: 5-9, N: 1-1
1/20/82 hL 47-74
2/17/82 aL 60-61
11/26/82 nL 59-79
1/24/83 hL 58-60
1/10/84 aL 51-75
2/29/84 hL 73-86
2/4/85 aL 70-80
2/22/86 hL 63-87
1/2/99 aL 60-79
2/20/99 hW 75-65

3/5/99 nW 77-63
1/15/00 hW 82-58
1/15/01 hW 95-65
2/24/01 aL 75-81
12/20/02 hW 80-67
1/31/02 aW 78-72
1/9/03 hW 81-79
2/13/03 aW 61-53
1/28/04 aW (OT) 95-91
3/3/04 hW 78-72
2/5/05 aL 68-85
2/23/05 hL 83-88
3/08/05 hL 83-91
2/11/06 hL 70-77
1/6/07 hL 59-71
1/12/08 aL 56-81
1/31/09 aW 67-66
2/28/09 hW 79-72
1/30/10 hL 57-64
2/27/10 aW 76-74
2/5/11 hW 70-64
2/4/12 aL 66-80
11/22/16 aL 58-78
3/14/18 hW 76-69
12/22/20 hW 88-66
11/24/21 hW 79-73

Little Rock (5-11)

H: 3-3, A: 1-6, N: 1-2
12/28/85 aL 67-87
2/19/86 hL 76-81
1/8/87 hL 60-62
2/12/87 aL 73-81
3/5/87 aL 60-62
1/14/88 hL 65-74
2/18/88 aL (OT) 70-75
3/11/88 nW 101-75
1/5/89 hW 74-73
2/4/89 aL 78-94
3/7/89 nL 79-82
1/27/90 hW 107-104
2/24/90 aL 84-87
3/7/90 nL 83-99
1/17/91 hW 90-84
2/14/91 aW 83-74

Louisiana-Monroe (13-19)

H: 6-9, A: 7-7, N: 0-3
1/16/92 aW 74-68
2/15/92 hW 85-72
3/8/92 nL 77-81
1/23/93 aL 66-86
2/18/93 hL 80-85
3/7/93 nL 66-80
12/30/93 aL 69-72
2/7/94 hL 62-82
1/28/95 aL 65-83
2/23/95 hW 66-54
3/10/95 nL 76-78
1/20//96 aW 75-61
2/15/96 hW 73-71
1/11/97 aL 81-94
1/30/97 hL 81-84
1/5/98 aW 78-66
2/21/98 hL 80-94
12/30/98 hL 82-91
2/4/99 aW 72-68
1/22/00 aL 71-85
2/17/00 hL 85-92
1/22/01 aW 76-62
2/17/01 hL (OT) 104-107
1/17/02 aL 70-72
2/8/02 hW 81-74
3/6/02 hL 62-64
1/4/03 aW 82-65

All-Time Series Results

2/8/03	hl	61-71
2/12/04	hw	78-62
1/6/04	aw	80-65
1/14/06	hw	69-56
1/28/06	al	68-77

Louisiana Tech (7-18)

H: 4-10, A: 2-8, N: 1-0

2/20/82	hl	57-63
1/17/83	al	48-58
12/4/04	al	64-73
12/12/04	hw	79-71
1/12/13	hl	71-73
2/7/13	al	49-74
3/14/13	nW	73-67
2/1/14	hl	72-87
1/10/15	hl	72-84
2/28/15	al	66-76
1/28/16	al	75-85
2/18/16	hl	74-87
1/7/17	aw	69-68
2/11/17	hl	66-72
1/4/18	aw	78-76
2/24/18	hw	74-64
2/16/19	al	67-72
1/9/20	hw	89-73
1/15/21	al	66-77
1/16/21	al	66-82
1/8/22	hl	63-79
2/19/22	al	71-95
12/29/22	al	69-91
1/28/23	hl	55-66

Loyola-Chicago (0-2)

H: 0-1, A: 0-1, N: 0-0

11/25/14	hl	57-71
11/13/15	al	64-76

Maine (2-0)

H: 0-0, A: 0-0, N: 2-0

12/6/97	nW	97-69
11/16/01	nW	75-56

Marquette (0-1)

H: 0-0, A: 0-1, N: 0-0

11/23/02	al	68-80
----------	----	-------

Marshall (5-4)

H: 4-2, A: 1-1, N: 0-1

1/9/14	hw	90-81
1/22/15	aw	82-68
2/6/16	hl	91-109
1/26/17	al	71-92
2/1/18	hw	81-77
3/8/18	nL	81-95
2/2/19	aw	(OT) 116-106
2/13/20	hw	72-63
3/7/20	hl	77-82

McMurry (5-1)

H: 5-1, A: 0-0, N: 0-0

12/19/81	hw	74-58
12/18/82	hw	92-65
12/28/07	hw	77-56
11/25/08	hw	80-55
1/3/10	hw	84-58
11/18/13	hl	71-73

McNeese State (23-18)

H: 13-6, A: 8-11, N: 2-1

1/6/82	al	64-76
2/10/82	hl	64-73
1/5/83	al	57-66
2/13/84	hw	83-66
1/9/92	hw	84-68

2/8/92	al	84-89
1/2/93	aw	71-70
2/8/93	hl	68-79
3/5/93	nW	77-68
1/20/94	al	61-73
2/19/94	hl	76-78
1/5/95	aw	(OT) 92-81
2/4/95	hw	96-80
1/11/96	hw	80-76
2/10/96	al	83-89
1/4/97	hw	78-75
2/6/97	al	84-98
1/19/98	aw	84-70
2/7/98	hw	72-57
1/4/99	aw	79-69
1/28/99	hw	89-80
1/13/00	hw	93-65
2/26/00	aw	96-79
12/28/00	aw	70-66
2/3/01	hl	79-89
12/29/01	al	62-71
1/10/02	hw	81-73
1/18/03	hl	51-66
2/20/03	al	66-72
2/7/04	hw	93-81
1/20/05	aw	80-75
1/7/06	al	74-78
2/9/06	hw	100-75
2/22/07	al	57-63
2/27/08	hl	53-74
1/10/09	hw	58-49
1/9/10	aw	78-69
2/16/11	hw	65-61
3/12/11	nW	75-72
2/15/12	al	54-58
3/7/12	nL	(OT) 74-78

Mississippi State (0-1)

H: 0-0, A: 0-1, N: 0-0

12/4/12	al	42-53
---------	----	-------

Missouri (0-1)

H: 0-0, A: 0-0, N: 0-1

12/2/85	nL	47-80
---------	----	-------

Missouri State (1-1)

H: 0-0, A: 1-1, N: 0-0

12/5/97	al	54-90
12/8/01	aw	(OT) 76-71

Morgan State (0-1)

H: 0-0, A: 0-0, N: 0-1

11/9/12	nL	59-71
---------	----	-------

Murray State (0-3)

H: 0-1, A: 0-1, N: 0-1

12/29/89	nL	(OT) 101-107
12/1/04	al	58-69
12/3/05	hl	(OT) 79-89

Memphis (0-1)

H: 0-0, A: 0-1, N: 0-0

12/20/93	al	72-78
----------	----	-------

Mercer (8-3)

H: 5-0, A: 2-3, N: 1-0

1/24/87	al	77-88
2/28/87	hw	84-71
1/30/88	al	77-78
3/5/88	hw	108-85
1/14/89	al	72-77
2/9/89	hw	80-78
1/13/90	aw	71-52
2/8/90	hw	87-71
2/2/91	hw	87-68
3/2/91	aw	91-63
3/5/91	nW	77-55

Middle Tennessee (2-9)

H: 2-2, A: 0-6, N: 0-1

1/18/14	al	58-80
1/29/15	hw	69-58
1/9/16	al	71-79
2/2/17	hl	59-69
3/9/17	nL	70-86
1/25/18	al	75-51
1/17/19	al	86-89
2/1/20	hl	80-83
2/7/22	al	75-84
1/5/23	hw	75-72
2/4/23	al	60-84

Midwestern State (3-0)

H: 3-0, L: 0-0, N: 0-0

2/22/83	hw	80-63
12/20/83	hw	59-57
11/18/97	hw	85-78

Milwaukee (2-0)

(Formerly: Wisconsin-Milwaukee)

H: 1-0, A: 1-0, N: 0-0

12/30/96	hw	82-76
12/30/97	aw	78-77

Minnesota (0-1)

H: 0-0, A: 0-1, N: 0-0

12/14/92	al	75-93
----------	----	-------

Mississippi State (0-1)

H: 0-0, A: 0-1, N: 0-0

12/4/12	al	42-53
---------	----	-------

Missouri (0-1)

H: 0-0, A: 0-0, N: 0-1

12/2/85	nL	47-80
---------	----	-------

Missouri State (1-1)

H: 0-0, A: 1-1, N: 0-0

12/5/97	al	54-90
12/8/01	aw	(OT) 76-71

Morgan State (0-1)

H: 0-0, A: 0-0, N: 0-1

11/9/12	nL	59-71
---------	----	-------

Murray State (0-3)

H: 0-1, A: 0-1, N: 0-1

12/29/89	nL	(OT) 101-107
12/1/04	al	58-69
12/3/05	hl	(OT) 79-89

Navy (1-1)

H: 0-0, A: 0-1, N: 1-0

11/17/07	nW	77-67
12/2/08	al	65-78

Nebraska (0-6)

H: 0-0, A: 0-6, N: 0-0

11/27/93	al	85-96
12/3/96	al	76-79
11/29/97	al	59-68
11/28/01	al	63-81
12/1/02	al	53-69
12/20/17	al	94-104

New Mexico (0-1)

H: 0-0, A: 0-1, N: 0-0

12/10/22	al	76-94
----------	----	-------

New Mexico State (1-4)

H: 1-1, A: 0-2, N: 0-1

12/29/03	nL	53-62
1/3/05	hw	(OT) 81-74
12/20/05	al	72-74
1/3/13	al	62-82
2/2/13	hl	62-75

New Orleans (2-6)

H: 2-2, A: 0-4, N: 0-0

1/21/83	hl	71-84
2/26/83	al	62-75
2/22/84	hw	88-77
3/3/84	al	49-68
1/9/85	hw	60-54
2/23/85	al	65-67
1/27/86	hl	69-87
2/17/86	al	62-90

Nicholls State (27-19)

H: 15-5, A: 9-12, N: 3-2

2/1/82	hw	87-63
2/27/82	al	75-77
1/12/83	al	68-82

2/12/83	hl	54-58
12/20/85	nL	53-56
12/13/86	nW	78-66
12/16/89	aw	88-67
12/17/90	hw	108-89
1/11/92	hw	89-73
2/6/92	al	65-77
1/4/93	al	61-80
3/1/93	hl	80-93
3/6/93	nW	86-67
1/22/94	al	76-82
2/17/94	hw	85-80
3/4/94	nL	89-101
1/7/95	al	86-100
2/2/95	hl	73-91
1/13/96	hw	83-66
2/8/96	aw	64-60
1/2/97	hw	83-72
2/8/97	al	101-108
1/17/98	al	78-82
1/14/99	aw	78-68
2/13/99	hl	(2OT) 99-104
2/10/00	al	57-59
1/6/01	al	59-67
3/1/01	hw	73-66
1/5/02	hw	93-65
2/23/02	aw	73-51
2/1/03	aw	(OT) 83-81
3/7/03	hw	79-60
1/17/04	aw	(OT) 83-79
1/31/04	hw	83-67
1/14/05	hw	79-69
2/17/05	aw	83-78
2/2/06	hw	67-50
2/10/07	hl	(OT) 54-65
2/16/08	aw	54-52
1/14/09	aw	62-55
3/13/09	nW	57-55
1/13/10	hw	64-59
2/19/11	al	52-54
1/4/12	hw	91-50
2/23/13	hw	76-58
11/26/13	al	73-79

North Texas (12-21)

H: 8-10, A: 4-10, N: 0-1

1/25/82	al	66-78
1/14/84	hw	94-57
1/31/85	al	72-73
2/11/85	hw	97-69
2/1/86	hl	66-72
2/27/86	al	58-75
12/8/88	aw	81-73
1/4/92	aw	67-57
3/2/92	hw	80-77
1/30/92	hw	100-74
2/25/93	al	(OT) 89-94
1/29/94	hw	88-85
2/24/94	al	76-80
1/9/95	hl	69-73
3/4/95	aw	87-80
1/22/96	hl	(OT) 59-62
3/2/96	al	55-75
3/8/96	nL	71-80
2/27/14	hl	62-71
1/4/15	aw	71-61
3/7/15	hw	69-68
1/1/16	hl	66-70
2/18/17	al	73-83
12/30/17	hl	71-72
3/1/18	al	62-80
1/12/19	hw	76-74
1/23/20	al	78-98
1/8/21	hl	70-77
1/9/21	hw	77-69

All-Time Series Results

2/5/22 _____ al _____ 45-69
 3/3/22 _____ hl _____ 48-59
 12/22/22 _____ hl _____ 54-78
 1/16/23 _____ al _____ 59-63

Northern Arizona (1-1)

H: 0-1, A: 1-0, N: 0-0
 11/9/13 _____ hl _____ 63-74
 12/3/14 _____ aW _____ (OT) 88-83

Northwestern State (24-16)

H: 16-3, A: 7-12, N: 1-1
 1/18/92 _____ aW _____ 94-77
 2/13/92 _____ hW _____ (OT) 104-99
 1/21/93 _____ aW _____ 105-99
 2/20/93 _____ hl _____ 108-117
 12/28/93 _____ al _____ 69-72
 2/28/94 _____ hW _____ 87-79
 1/26/95 _____ al _____ 65-74
 2/25/95 _____ hW _____ 91-81
 3/6/95 _____ hW _____ 89-78
 1/18/96 _____ aW _____ 62-56
 2/17/96 _____ hW _____ 95-84
 1/9/97 _____ al _____ 59-77
 2/1/97 _____ hW _____ 89-64
 1/3/98 _____ al _____ 60-68
 2/19/98 _____ hW _____ 79-78
 1/30/99 _____ hW _____ 60-53
 2/6/99 _____ aW _____ 77-68
 1/20/00 _____ al _____ 55-57
 2/19/00 _____ hW _____ 73-70
 1/20/01 _____ aW _____ 81-74
 2/15/01 _____ hW _____ 84-74
 3/8/01 _____ nL _____ 73-86
 1/19/02 _____ al _____ 86-88
 2/10/02 _____ hW _____ 77-67
 1/2/03 _____ al _____ 67-76
 2/6/03 _____ hl _____ 63-73
 1/24/04 _____ hW _____ (OT) 84-82
 2/28/04 _____ aW _____ 80-72
 1/8/05 _____ al _____ 66-71
 1/22/05 _____ hW _____ 86-78
 1/26/06 _____ al _____ 59-70
 3/3/06 _____ hl _____ 64-85
 3/7/06 _____ al _____ 61-75
 1/13/07 _____ al _____ 62-82
 1/19/08 _____ hW _____ (OT) 81-78
 2/25/09 _____ al _____ 74-77
 2/24/10 _____ hW _____ 88-74
 1/19/11 _____ aW _____ 63-58
 3/9/11 _____ nW _____ 97-96
 1/18/12 _____ hW _____ 80-62

Oakland (0-1)

H: 0-0, A: 0-0, N: 0-1
 11/9 _____ nL _____ 62-75

Ohio State (0-1)

H: 0-0, A: 0-0, N: 0-1
 3/18/11 _____ nL _____ 46-75

Oklahoma (0-7)

H: 0-1, A: 0-6, N: 0-0
 12/28/83 _____ al _____ 72-112
 12/9/95 _____ al _____ 75-107
 12/4/17 _____ al _____ 85-97
 11/12/18 _____ hl _____ 57-87
 11/5/19 _____ al _____ 67-85
 12/3/20 _____ al _____ 66-105
 11/12/21 _____ al _____ L, 44-96

Oklahoma City (2-1)

H: 1-0, A: 1-1, N: 0-0
 1/28/82 _____ aW _____ (OT) 62-59
 2/7/83 _____ hW _____ 50-45
 12/29/83 _____ al _____ 58-75

Oklahoma Panhandle State (1-0)

H: 1-0, A: 0-0, N: 0-0
 1/24/11 _____ hW _____ 71-50

Oklahoma State (0-10)

H: 0-0, A: 0-10, N: 0-0
 12/4/99 _____ al _____ 66-87
 1/3/01 _____ al _____ 63-88
 12/3/03 _____ al _____ 53-83
 12/30/06 _____ al _____ 47-84
 1/2/08 _____ al _____ 61-73
 11/14/08 _____ al _____ 57-76
 12/5/09 _____ al _____ 55-61
 1/3/11 _____ al _____ 63-79
 11/16/11 _____ al _____ (OT) 85-90
 11/14/18 _____ al _____ 60-82

Old Dominion (5-6)

H: 3-1, A: 2-5, N: 0-0
 11/11/12 _____ aW _____ 79-70
 2/6/14 _____ al _____ 61-69
 2/12/15 _____ hW _____ 72-67
 2/27/16 _____ al _____ 56-78
 3/4/17 _____ hW _____ 73-55
 2/15/18 _____ al _____ 62-100
 1/26/19 _____ hW _____ 74-73
 2/28/19 _____ hl _____ 64-65
 2/6/20 _____ aW _____ (OT) 85-81
 3/4/20 _____ al _____ 59-84
 1/13/22 _____ al _____ 51-83

Oral Roberts (1-2)

H: 0-1, A: 0-1, N: 1-0
 1/23/95 _____ al _____ 75-77
 2/6/95 _____ hl _____ 62-75
 11/15/11 _____ nW _____ 78-77

Oregon (0-1)

H: 0-0, A: 0-1, N: 0-0
 11/29/12 _____ al _____ 78-95

Oregon State (0-3)

H: 0-0, A: 0-2, N: 0-1
 11/13/16 _____ al _____ 64-72
 12/18/19 _____ nL _____ 78-88
 12/16/20 _____ al _____ 61-73

Ottawa [Ariz.] (1-0)

H: 1-0, A: 0-0, N: 0-0
 11/30/17 _____ hW _____ 125-64

Ouachita Baptist (1-0)

H: 1-0, A: 0-0, N: 0-0
 11/15/98 _____ hW _____ 79-48

Our Lady of the Lake (2-0)

H: 2-0, A: 0-0, N: 0-0
 12/28/19 _____ hW _____ 99-64
 12/20/20 _____ hW _____ 102-70

Paul Quinn (1-0)

H: 1-0, A: 0-0, N: 0-0
 11/26/07 _____ hW _____ 93-79

Pepperdine (1-1)

H: 0-1, A: 1-0, N: 0-0
 12/4/10 _____ aW _____ 86-81
 11/26/11 _____ hl _____ (OT) 64-70

Prairie View A&M (6-2)

H: 5-1, A: 1-1, N: 0-0
 1/25/84 _____ hW _____ 111-66
 12/15/84 _____ aW _____ 69-58
 2/20/85 _____ hW _____ 74-69
 1/22/86 _____ al _____ 72-83
 2/13/86 _____ hW _____ (OT) 78-72
 11/19/16 _____ hW _____ 69-59
 11/30/19 _____ hl _____ 72-79
 11/22/22 _____ hW _____ 82-75

Presbyterian (0-1)

H: 0-1, A: 0-0, N: 0-0
 11/25/83 _____ hl _____ 54-55

Rice (12-10)

H: 7-2, A: 5-7, N: 0-1
 1/12/82 _____ al _____ 51-83
 3/3/83 _____ hW _____ 58-51
 12/1/83 _____ aW _____ 72-56
 12/10/84 _____ hW _____ 80-65
 12/5/86 _____ al _____ 63-84
 12/4/08 _____ aW _____ 78-75
 1/30/14 _____ hW _____ 89-76
 1/2/15 _____ al _____ 52-67
 3/5/15 _____ hl _____ 74-76
 1/3/16 _____ hW _____ 85-80
 2/16/17 _____ al _____ 68-80
 12/28/17 _____ hW _____ 79-66
 3/3/18 _____ aW _____ 79-60
 1/10/19 _____ hW _____ 95-79
 1/25/20 _____ aW _____ 90-88
 1/1/21 _____ al _____ 86-95
 1/2/21 _____ al _____ 69-84
 2/3/22 _____ al _____ 78-91
 3/5/22 _____ hW _____ 82-71
 1/16/23 _____ hl _____ (OT) 81-88
 2/16/23 _____ aW _____ 84-79
 3/8/23 _____ nL _____ 71-72

Sacramento State (1-0)

H: 0-0, A: 1-0, N: 0-0
 12/7/96 _____ aW _____ 68-54

Sam Houston (24-21)

H: 10-11, A: 10-10, N: 4-0
 2/28/85 _____ hW _____ 88-78
 2/1/92 _____ hW _____ 83-59
 2/27/92 _____ aW _____ 76-63
 1/9/93 _____ hW _____ 80-78
 2/4/93 _____ aW _____ 71-65
 1/16/94 _____ hW _____ 72-67
 2/10/94 _____ al _____ (OT) 88-97
 1/12/95 _____ hl _____ 75-80
 2/11/95 _____ aW _____ 75-61
 1/6/96 _____ aW _____ 81-78
 2/12/96 _____ hW _____ 88-77
 3/6/96 _____ nW _____ 60-58
 1/16/97 _____ hl _____ 60-63
 2/27/97 _____ aW _____ 74-60
 1/24/98 _____ hW _____ 77-59
 2/2/98 _____ aW _____ 69-68
 2/18/99 _____ al _____ (OT) 90-92
 12/28/99 _____ aW _____ 61-59
 2/5/00 _____ hW _____ 75-72
 1/13/01 _____ hl _____ 81-84
 2/26/01 _____ al _____ 77-87
 12/22/01 _____ hW _____ 90-74
 2-2-02 _____ aW _____ (OT) 82-75
 1/11/03 _____ hl _____ 65-82
 2/15/03 _____ al _____ 50-72
 2/14/04 _____ aW _____ 68-65
 2/3/05 _____ hl _____ 56-72
 1/19/06 _____ hl _____ 63-71

2/25/06 _____ al _____ 87-90
 2/1/07 _____ al _____ 64-76
 3/1/07 _____ hl _____ 61-73
 2/6/08 _____ hl _____ 54-70
 3/5/08 _____ al _____ 37-68
 2/4/09 _____ hl _____ (2OT) 86-89
 2/21/09 _____ al _____ 67-89
 3/12/09 _____ nW _____ 83-74
 2/3/10 _____ al _____ 67-73
 2/20/10 _____ hW _____ (OT) 91-90
 1/8/11 _____ hl _____ 59-62
 1/29/11 _____ al _____ 67-88
 3/10/11 _____ nW _____ 79-70
 1/8/12 _____ aW _____ 62-60
 1/28/12 _____ hW _____ 78-66
 3/22/18 _____ hl _____ 69-76
 12/11/21 _____ nW _____ 78-73

Samford (11-2)

H: 5-1, A: 5-1, N: 1-0
 1/10/87 _____ hW _____ 87-67
 2/14/87 _____ aW _____ 76-75
 1/16/88 _____ hW _____ 84-61
 2/20/88 _____ aW _____ 80-59
 1/7/89 _____ hW _____ 73-45
 2/2/89 _____ al _____ 53-56
 1/25/90 _____ hW _____ 87-81
 2/22/90 _____ aW _____ 92-90
 3-6-90 _____ nW _____ 98-85
 1/19/91 _____ hW _____ 106-63
 2/16/91 _____ aW _____ 99-85
 12/20/10 _____ hl _____ 73-74
 12/5/11 _____ aW _____ 74-52

San Diego (1-1)

H: 1-0, A: 0-1, N: 0-0
 11/26/06 _____ hW _____ 64-49
 12/22/07 _____ al _____ 54-69

San Francisco (0-1)

H: 0-0, A: 0-0, N: 0-1
 12/30/03 _____ nL _____ 69-70

San Jose State (2-2)

H: 1-1, A: 0-1, N: 1-0
 11/30/10 _____ hW _____ 72-63
 11/30/11 _____ al _____ 66-72
 12/31/12 _____ hl _____ 67-80
 3/12/13 _____ nW _____ 67-49

Schreiner (3-0)

H: 3-0, A: 0-0, N: 0-0
 12/19/87 _____ hW _____ 97-69
 11/25/88 _____ hW _____ 112-74
 12/1/92 _____ hW _____ 101-82

Seattle U (1-1)

H: 0-1, A: 1-0, N: 0-0
 1/24/13 _____ aW _____ 78-75
 3/2/13 _____ hl _____ 37-53

SMU (2-2)

H: 1-1, A: 1-1, N: 0-0
 1/9/90 _____ al _____ 86-88
 12/30/91 _____ hW _____ 80-60
 12/1/07 _____ hl _____ 56-62
 12/29/08 _____ aW _____ 80-75

South Dakota State (0-1)

H: 0-0, A: 0-0, N: 0-1
 11/20/18 _____ nL _____ 79-99

All-Time Series Results

Southeastern Louisiana (15-13)

H: 9-5, A: 6-8, N: 0-0

2/6/82	hW	84-65
2/25/82	aL	64-70
2/5/83	hL	45-51
2/28/83	aL	48-56
2/5/98	hW	85-78
1/16/99	aW	97-87
2/11/99	hW	83-59
1/6/00	hL	86-90
2/12/00	aW	55-49
1/8/01	aL	45-54
3/3/01	hW	74-66
1/3/02	hW	75-54
2/21/02	aW	64-50
1/30/03	aL	53-72
3/5/03	hW	80-69
1/15/04	aL	68-78
3/5/04	hW	106-86
3/10/04	aW	87-85
1/29/05	hL	54-63
2/12/05	aL	66-69
1/5/06	aL	68-72
2/4/06	hL	82-95
2/8/07	hL	57-64
2/14/08	aW	61-57
2/7/09	aW	66-61
2/6/10	hW	64-57
2/9/11	aL	73-79
2/8/12	hW	59-51

Southeastern Oklahoma State (1-0)

H: 1-0, A: 0-0, N: 0-0

12/10/16	hW	88-69
----------	----	-------

Southern California (0-1)

H: 0-0, A: 0-1, N: 0-0

12/15/83	aL	68-84
----------	----	-------

Southern Illinois (0-1)

H: 0-0, A: 0-0, N: 0-1

11/8	nL	60-72
------	----	-------

Southern Miss (8-9)

H: 7-1, A: 1-7, N: 0-1

2/20/14	aL	56-85
1/8/15	hW	77-57
2/26/15	aL	66-70
1/30/16	aL	70-86
2/20/16	hW	74-53
1/5/17	aL	59-77
2/9/17	hW	57-51
1/6/18	aL	83-93
2/22/18	hW	64-56
2/14/19	aL	71-78
3/9/19	aL	48-81
1/11/20	hW	80-70
1/22/21	hW	70-64
1/23/21	hW	78-72
1/6/22	hL	73-74
2/17/22	aW (OT)	98-79
3/8/22	nL	64-67

Southern Utah (1-1)

H: 0-1, A: 1-0, N: 0-0

11/30/14	hL	92-93
11/21/15	aW	82-79

Southwestern Adventist (1-0)

H: 1-0, A: 0-0, N: 0-0

3/4/21	hW	123-4
--------	----	-------

St. Bonaventure (1-0)

H: 0-0, A: 0-0, N: 1-0

12/28/05	nW	76-55
----------	----	-------

St. Edward's (0-1)

H: 0-1, A: 0-0, N: 0-0

11/7/18	hL	76-77
---------	----	-------

St. Mary's [Texas] (11-3)

H: 3-0, A: 0-0, N: 8-3

2/6/84	nW	69-61
1/21/85	nL	81-88
1/13/86	nW	76-67
1/26/87	nL	55-68
1/20/88	nW (OT)	84-74
1/24/89	nW	58-48
12/12/89	nW	79-52
1/18/90	nW	63-58
1/21/91	nL	46-65
12/7/91	nW	62-52
11/25/00	hW	61-55
12/4/02	nW	81-67
11/29/21	hW	75-65
11/14/22	hW	66-59

Stanford (0-1)

H: 0-0, A: 0-0, N: 0-1

3/18/04	nL	45-71
---------	----	-------

Stephen F. Austin (23-17)

H: 14-6, A: 9-9, N: 0-2

1/30/92	hW (OT)	88-86
2/29/92	aW	65-64
1/7/93	hW	77-64
2/6/93	aL	71-80
1/14/94	hW	81-60
2/12/94	aW	66-65
1/14/95	hW	96-83
2/9/95	aW	88-84
1/4/96	aL	82-99
2/3/96	hW	75-71
1/18/97	hL (OT)	105-111
3/1/97	aL	53-72
1/8/98	hW	99-65
2/12/98	aL	75-78
1/9/99	hW	84-80
1/8/00	aW	70-52
1/27/00	hW	74-73
12/9/00	hW	71-61
2/12/01	aW	65-59
1/26/02	hW	84-75
2/26/02	aL	62-73
1/22/03	hL	66-77
2/26/03	aL	45-76
2/4/04	aL	60-69
3/12/04	hW	74-70
3/1/05	hW	69-65
1/21/06	aW	76-67
2/23/06	hW	71-68
2/3/07	hW	48-45
3/3/07	aW	54-49
2/9/08	aL	39-60
3/8/08	hL	52-58
3/13/08	nL	60-71
3/7/09	hL	62-66
3/15/09	nL	57-68
3/6/10	aW	65-63
1/15/11	hL	59-68
2/12/11	aL	66-70
1/14/12	aW	59-52
2/11/12	hL	51-59

Stetson (8-5)

H: 3-3, A: 4-2, N: 1-0

1/18/85	hW (OT)	93-91
2/8/86	aL	64-68
1/31/87	aL	75-79
2/17/87	hL	69-80
1/4/88	hW	81-62
2/6/88	aW (OT)	74-72
3/10/88	nW	78-74
1/21/89	hL	78-82
2/16/89	aW (2OT)	95-88
12/18/89	aW	90-74
3/3/90	hL	83-87
1/26/91	aW	103-87
2/23/91	hW	87-80

Sul Ross State (4-0)

H: 4-0, A: 0-0, N: 0-0

12/11/81	hW	84-53
12/6/82	hW	90-75
12/15/03	hW	100-71
12/4/20	hW	91-62

Syracuse (0-2)

H: 0-0, A: 0-2, N: 0-0

12/21/87	aL	84-108
12/12/92	aL	78-104

TCU (3-9)

H: 1-4, A: 2-5, N: 0-0

12/22/81	aL	51-55
11/29/82	hL	56-65
12/3/83	aW	67-64
12/8/84	hW (OT)	76-74
12/3/88	hL	68-72
11/27/89	aW	74-64
12/6/99	aL	80-100
12/2/00	hL	80-91
12/15/02	aL	85-91
12/6/06	hL	46-62
12/27/06	aL	51-63
12/20/14	aL	57-88

Texas (0-7)

H: 0-1, A: 0-6, N: 0-0

12/9/89	aL	86-89
1/5/94	hL	69-91
12/5/95	aL	98-110
11/28/00	aL	51-70
12/29/04	aL	82-100
11/12/07	aL	37-58
12/8/15	aL	50-116

Texas A&M (1-1)

H: 0-1, A: 1-0, N: 0-0

12/15/02	aW	80-75
12/18/03	hL	49-62

Texas A&M-Commerce (1-1)

H: 1-1, A: 0-0, N: 0-0

12/16/91	hW	81-52
11/15/21	hL	62-65

Texas A&M-Corpus Christi (13-14)

H: 8-6, A: 5-7, N: 0-1

11/27/99	hW	95-80
12/9/99	aL	75-80
11/30/05	hL	59-77
1/2/06	aL (OT)	83-91
1/28/07	hL	63-78
2/24/07	aL	59-75
2/2/08	aL	61-73
3/1/08	hW	65-51
1/24/09	aL	66-80

2/18/09	hW	73-66
1/23/10	hL (OT)	62-66
2/17/10	aW	57-56
3/10/10	nL	66-78
1/12/11	aW	55-47
2/23/11	hW	71-62
1/11/12	hL	49-50
2/22/12	aW (OT)	86-82
12/21/12	aW	75-45
11/23/13	hW	87-76
12/15/14	aW	73-60
12/12/15	hL	79-85
12/18/16	aL	69-73
11/24/17	hW	72-58
12/20/18	aW	64-50
12/3/19	hW	89-67
11/21/21	hL	58-77
11/11/22	aL	55-75

Texas A&M International (2-0)

H: 2-0, A: 0-0, N: 0-0

11/28/04	hW	86-68
11/10/06	hW	50-46

Texas A&M-Kingsville (4-2)

H: 4-2, A: 0-0, N: 0-0

11/29/84	hW	94-87
12/14/85	hL	57-70
11/30/91	hW	99-75
12/9/93	hW	88-66
11/30/94	hW	97-75
12/20/96	hL	85-88

Texas College (2-0)

H: 2-0, A: 0-0, N: 0-0

11/22/98	hW	91-78
11/20/99	hW	84-72

Texas Lutheran (1-0)

H: 1-0, A: 0-0, N: 0-0

11/24/04	hW	68-52
----------	----	-------

Texas Southern (3-2)

H: 2-0, A: 0-1, N: 1-1

12/6/86	nW	91-80
12/21/91	hW	99-72
12/5/92	aL	85-104
11/28/09	hW	79-57
11/25/15	nL	80-91

Texas State (37-25)

H 18-14, A: 17-11, N: 2-0

2/9/85	hW	83-76
2/26/85	aW	94-77
1/11/86	aL	62-69
3/6/86	hW	94-73
12/8/89	nW	97-78
11/24/90	hW	132-97
1/5/91	aW	77-61
1/25/92	aW	70-68
2/22/92	hW	82-66
1/16/93	hW	83-74
2/13/93	aW	67-65
1/8/94	hL (OT)	66-75
2/5/94	aL	62-79
1/21/95	hW	69-59
2/18/95	aW (OT)	86-82
1/27/96	hW	65-42
2/24/96	aW	75-59
1/25/97	hL	85-100

All-Time Series Results

2/15/97	al	(OT)	78-86
1/29/98	aW	(OT)	64-63
2/26/98	hl		65-76
1/23/99	aW		60-56
2/27/99	hl		77-91
3/6/99	nW		71-63
1/29/00	hW	(OT)	90-86
3/4/00	hl		69-77
3/7/00	hl		86-88
1/27/01	hW		77-69
2/19/01	aW	(OT)	90-85
3/6/01	hW		71-69
2/16/02	hl		68-81
3/2/02	al		59-70
3/4/02	hW		99-83
1/25/03	al		76-85
2/24/03	hW		83-73
1/21/04	hl		73-74
2/25/04	aW		69-66
3/8/04	hW		78-73
2/9/05	hW		88-69
3/4/05	aW		81-76
2/18/06	al		68-85
1/20/07	al		63-67
2/17/07	hl		65-77
1/26/08	hl		73-79
2/23/08	aW	(OT)	103-96
1/28/09	hW		86-76
3/4/09	al		66-80
1/27/10	al		62-76
3/3/10	hl		76-83
1/22/11	hW		88-84
2/26/11	al		80-82
1/21/12	aW		80-75
2/25/12	hl		52-66
1/19/13	hl	(OT)	78-81
2/16/13	aW		73-62
11/22/14	hW		80-67
12/2/15	al		53-76
11/25/16	hW		63-48
11/15/17	aW		79-78
12/1/18	hl		68-69
12/7/19	aW		77-71
11/17/22	hW		61-56

Texas Tech (1-6)

H: 0-1, A: 1-5, N: 0-0

12/7/81	hl		51-57
12/10/82	aW		69-67
12/1/84	al		49-71
12/17/96	al		51-99
11/19/98	al		78-87
11/29/13	al		64-94
12/7/16	al		50-87

Texas Wesleyan (3-0)

H: 3-0, A: 0-0, N: 0-0

12/9/06	hW		64-60
12/19/07	hW		70-54
1/5/09	hW		98-67

Trinity (3-0)

H: 3-0, A: 0-0, N: 0-0

12/5/88	hW		93-53
11/9/21	hW		97-66
11/7/22	hW		74-47

Troy (3-1)

H: 2-0, A: 1-1, N: 0-0

11/28/98	hW		83-72
12/18/99	al		74-88
11/22/10	hW		81-70
12/22/11	aW		76-70

Tulane (0-3)

H: 0-1, A: 0-2, N: 0-0

1/2/82	hl		64-71
2/17/83	al		62-90
2/22/14	al		56-68

Tulsa (0-6)

H: 0-0, A: 0-6, N: 0-0

12/3/94	al		57-77
11/24/98	al		68-81
12/1/99	al		59-76
12/23/10	al		67-92
3/2/14	al	(OT)	70-72
11/28/17	al		96-100

UAB (5-11)

H: 4-5, A: 1-5, N: 0-1

1/16/14	al		65-78
1/31/15	hl		57-65
1/7/16	al		82-104
2/4/17	hW		82-67
1/27/18	aW		82-70
1/19/19	al		73-83
3/3/19	hW		76-70
1/30/20	hl		68-76
3/1/20	hW		66-59
3/11/20	nL		69-74
2/26/21	hl		57-64
2/27/21	hW		96-79
1/1/22	al		59-87
2/24/22	hl		56-68
12/31/22	al		67-90
2/18/23	hl		78-83

UC Irvine (1-1)

H: 0-0, A: 0-0, N: 1-0

11/23/09	nW		66-56
11/19/18	nL		56-65

UC Riverside (1-2)

H: 1-1, A: 0-1, N: 0-0

11/26/85	hW		60-58
12/2/10	al		75-82
12/28/11	hl		65-70

UNC Wilmington (0-2)

H: 0-1, A: 0-1, N: 0-0

11/26/02	hl		52-66
12/21/02	al		60-91

USC Upstate (1-1)

H: 1-0, A: 0-1, N: 0-0

11/17/12	hW		67-59
12/8/12	al		77-88

U.S. International (1-0)

H: 1-0, A: 0-0, N: 0-0

1/7/84	hW		76-64
--------	----	--	-------

Utah (0-2)

H: 0-0, A: 0-2, N: 0-0

12/29/09	al		47-69
12/13/22	al		70-91

Utah State (0-3)

H: 0-1, A: 0-2, N: 0-0

12/29/12	hl		67-71
3/9/13	al		51-71
11/18	nL		50-82

Utah Valley (1-3)

H: 1-1, A: 0-2, N: 0-0

12/19/15	hl		78-83
12/3/16	al		71-75
12/21/16	hW		66-60
12/2/17	al		80-88

UT Arlington (35-31)

H: 20-12, A: 15-17, N: 0-2

1/4/82	hl		69-77
1/14/82	al		69-75
1/3/83	aW		68-64
2/14/83	hl		77-78
1/16/84	aW		76-65
1/30/84	hW		89-74
1/5/85	al		81-82
1/26/85	hW		81-62
1/8/86	al		67-77
2/6/86	hl		65-84
12/3/86	hW		90-81
1/12/87	aW		111-93
12/12/87	hW		95-74
1/18/88	aW	(OT)	79-72
11/28/88	aW		94-84
12/22/88	hW		78-66
11/24/89	hW		85-65
12/4/89	al		66-80
12/6/90	aW		105-90
12/12/90	hW		103-83
1/2/92	al		78-83
2/10/92	hW		89-52
3/7/92	hW		94-75
1/28/93	hW		84-66
2/27/93	aW	(OT)	98-96
1/27/94	hW		84-68
2/26/94	aW		95-91
12/30/94	hW		87-67
3/2/95	al		58-80
2/19/96	hl		73-94
2/29/96	al		68-70
1/21/97	al		61-69
2/22/97	hl		71-78
1/10/98	hl		67-72
2/14/98	aW		83-70
3/4/98	nL		52-56
1/7/99	hW		83-77
2/25/99	al		70-75
12/30/99	aW		75-73
2/3/00	hW		96-77
12/7/00	aW		75-64
2/10/01	hl	(OT)	77-86
1/24/02	hl		91-95
2/4/02	aW		92-84
12/28/02	al		59-71
3/1/03	hl		60-68
1/10/04	al		64-85
2/18/04	hl		73-79
2/19/05	aW		79-72
2/26/05	hW		96-78
2/16/06	aW		74-71
1/22/07	hW		72-64
2/15/07	al		52-81
1/23/08	al		50-56
2/20/08	hW		80-72
1/17/09	hl	(2OT)	97-100
2/14/09	al		82-84
1/16/10	al		66-72
2/13/10	hW		63-61

2/2/11	hW		70-62
3/5/11	aW		68-63
2/1/12	al		66-67
3/3/12	hW		97-88
1/10/13	hl		67-75
2/9/13	al		63-68
3/15/13	nL		53-69

UT Permian Basin (2-1)

H: 2-1, A: 0-0, N: 0-0

11/27/20	hW		97-71
11/29/15	hl		85-90
12/15/19	hW		98-55

UT Tyler (2-0)

H: 2-0, A: 0-0, N: 0-0

12/21/03	hW		95-60
11/21/04	hW		84-56

UTEP (10-16)

H: 6-5, A: 3-11, N: 1-0

12/3/81	al		37-65
1/10/83	hl		50-52
12/13/97	al		62-71
12/1/98	al		61-78
11/11/11	aW		73-64
1/25/14	al		62-81
3/6/14	hl		51-61
1/17/15	hl		55-73
2/21/15	al		62-69
1/16/16	hW		71-67
3/5/16	al		74-81
1/1/17	hW		67-55
1/21/17	al		39-59
1/20/18	hW		65-61
2/10/18	aW		63-59
3/7/18	nW		71-58
1/3/19	hW		75-60
1/5/19	aW		67-63
1/15/20	al	(OT)	77-80
1/18/20	hW		86-70
1/28/21	hW		86-79
1/30/21	al		51-69
1/20/22	al		64-69
1/23/22	hl		54-59
1/11/23	al		57-69
2/11/23	hl		66-77

UTRGV (13-12)

H: 6-6, A: 7-5, N: 0-1

1/28/84	aW		68-67
2/25/84	hW		75-68
1/19/85	hl		70-79
1/24/85	aW		60-59
1/25/86	hl	(OT)	71-84
11/26/90	aW		96-78
12/19/90	hW		101-78
12/9/97	hW		96-67
12/18/97	aW		96-67
12/6/03	hl	(OT)	86-83
1/17/05	al		78-90
12/6/05	hW		101-81
11/12/06	nL		54-64
12/20/06	al		64-69
1/8/08	al		63-71
12/18/08	al		72-74
1/21/09	hW		83-72
12/7/09	hW		84-58
12/18/09	aW		72-48
11/21/13	hl		55-70
12/7/13	aW		72-65
11/17/14	hl		62-63
1/12/15	aW		68-43
11/28/20	al		64-81
12/17/21	hl		50-68

All-Time Series Results

Villanova (0-1)

H: 0-0, A: 0-0, N: 0-1
 11/30/85 _____ nL _____ 56-67

Virginia Military Institute (1-0)

H: 0-0, A: 0-0, N: 1-0
 11/22/03 _____ nW _____ 68-52

Wabash (1-0)

H: 1-0, A: 0-0, N: 0-0
 1/9/82 _____ hW _____ 76-67

Washington State (0-2)

H: 0-0, A: 0-2, N: 0-0
 11/17/06 _____ aL _____ 44-67
 12/6/14 _____ aL _____ 71-91

West Texas A&M (3-2)

H: 2-0, A: 1-1, N: 0-1
 1/5/84 _____ aW _____ 70-68
 2/27/84 _____ hW _____ 95-88
 1/14/85 _____ aL _____ 76-78
 2/16/85 _____ hW _____ 61-55
 12/21/85 _____ nL _____ 60-63

Western Kentucky (3-9)

H: 1-4, A: 1-4, N: 1-1
 1/24/15 _____ aL _____ 74-83
 2/4/16 _____ hL _____ 71-83
 1/28/17 _____ aL _____ 66-81
 3/8/17 _____ nW _____ 56-52
 2/3/18 _____ hW _____ 74-63
 1/31/19 _____ aL _____ (OT) 88-96
 2/2/19 _____ aW _____ (OT) 81-76
 2/15/20 _____ hL _____ (OT) 73-77
 3/11/21 _____ nL _____ 67-80
 2/12/22 _____ hL _____ 65-71
 1/7/23 _____ hL _____ 64-74
 2/2/23 _____ aL _____ 74-81

Western New Mexico (1-0)

H: 1-0, A: 0-0, N: 0-0
 12/29/92 _____ hW _____ 81-64

Wichita State (0-2)

H: 0-0, A: 0-2, N: 0-0
 12/5/98 _____ aL _____ 73-82
 12/21/04 _____ aL _____ 79-84

Wiley College (1-0)

H: 10, A: 0-0, N: 0-0
 11/22 _____ hW _____ 90-68

Honor Roll

ALL-AMERICANS

Honorable Mention (AP)

LeRoy Hurd — 2004

McEverett Powers — 2002

NABC

District Coach of the Year

Steve Henson — 2018 (District 11)

All-District First Team

Jhivvan Jackson - 2019, 2020 (District 11)

Keaton Wallace - 2019 (District 11)

Devin Gibson — 2011 (District 23)

All-District Second Team

Jeromie Hill — 2012 (District 23)

Keaton Wallace - 2020 (District 11)

USBWA

All-District First Team

Jhivvan Jackson - 2019, 2020, 2021 (District 11)

LeRoy Hurd - 2004 (District 11)

NATIONAL FRESHMAN AWARDS

Mid-Major Freshman All-American

(collegeinsider.com)

Devin Gibson — 2008

Jeromie Hill — 2011

(collegehoops.net)

Devin Gibson — 2008

NCAA STATISTICAL CHAMPION

Steals Per Game

Devin Gibson — 2008



Devin Gibson was named 2011 Southland Conference Tournament MVP after guiding the Roadrunners to the league crown.

CONFERENCE USA

POSTSEASON HONORS

Coach of the Year

Steve Henson — 2018

Sixth Man of the Year

Deon Lyle — 2018

Freshman of the Year

Jhivvan Jackson — 2018

ALL-CONFERENCE USA

First Team

Jeromie Hill — 2015

Jhivvan Jackson — 2019, 2020, 2021

Second Team

Jhivvan Jackson — 2018

Keaton Wallace — 2019, 2020, 2021

Honorable Mention

Jacob Germany — 2022, 2023

Japhet Medor — 2023

All-Freshman

Byron Frohnen — 2017

Jhivvan Jackson — 2018

Keaton Wallace — 2018

Jordan Ivy-Curry — 2021

DJ Richards — 2023

Player of the Week

Jhivvan Jackson — 8 times

Dec. 31, 2018; Jan. 14, 2019; Feb. 4, 2019; Dec. 16, 2019; Dec. 23, 2019, Jan. 13, 2020, Feb. 10, 2020; Feb. 15, 2021

Keaton Wallace — 3 times

Feb. 4, 2019; Feb. 11, 2019, March 1, 2021

Jeromie Hill — 1 time

Jan. 26, 2015

Keon Lewis — 1 time

Feb. 16, 2015

Kaj-Bjorn Sherman — 1 time

Feb. 9, 2015

Freshman of the Week

DJ Richards — 2 times

Dec. 12, 2022; Dec. 19, 2022

Byron Frohnen — 3 times

Nov. 21, 2016; Dec. 26, 2016;

Jan. 30, 2017

Jhivvan Jackson — 7 times

Nov. 20, 2017; Dec. 26, 2017; Jan. 2, 2018; Jan. 8,

2018; Jan. 29, 2018; Feb. 5, 2018; Feb. 19, 2018

Giovanni De Nicolao — 1 time

Jan. 9, 2017

Keaton Wallace — 3 times

Nov. 13, 2017; Dec. 4, 2017; Dec. 11, 2017

ALL-WESTERN ATHLETIC CONFERENCE

Third Team

Michael Hale III — 2013

Player of the Week

Michael Hale III — 1 time

Nov. 12, 2012

SOUTHLAND CONFERENCE

POSTSEASON HONORS

Player of the Year

Roderic Hall — 1998

LeRoy Hurd — 2004

McEverett Powers — 2002

Coach of the Year

Tim Carter — 1999

Freshman of the Year

Kurt Attaway — 2004

Devin Brown — 1999

Devin Gibson — 2008

Jeromie Hill — 2011

Melvin Johnson III — 2010

Newcomer of the Year

Marlon Anderson — 1995

Roderic Hall — 1997

LeRoy Hurd — 2003

ALL-SOUTHLAND CONFERENCE

First Team

Marlon Anderson — 1995, '96

Devin Brown — 2000, '01, '02

Ronnie Ellison — 1992

Devin Gibson — 2011

Roderic Hall — 1998

LeRoy Hurd — 2004

McEverett Powers — 2002

Second Team

Devin Brown — 1999

Devin Gibson — 2008, '10

Jeromie Hill — 2012

Keith Horne — 1992

LeRoy Hurd — 2003

John Millsap — 2005

Andre Owens — 2006

Leon Watson — 1998

Lloyd Williams — 2000

Third Team

Travis Gabbidon — 2009

Devin Gibson — 2009

Melvin Johnson III — 2012

Leon Watson — 2000

Honorable Mention

Kannon Burrage — 2012

Jeromie Hill — 2011

Melvin Johnson III — 2011

Omar Johnson — 2009, '10

Morris Smith IV — 2010

Southland Tournament MVP

Devin Gibson — 2011

LeRoy Hurd — 2004

Steve Meyer — 1999

Honor Roll

ALL-SOUTHLAND TOURNAMENT

Marlon Anderson — 1996
 Kurt Attaway — 2004
 Devin Brown — 2001, '02
 Ronnie Ellison — 1992
 Mike Ferguson — 1993
 Devin Gibson — 2009, '11
 Jeromie Hill — 2011
 LeRoy Hurd — 2004
 Shawn Jamison — 1992
 Steve Meyer — 1999
 Leon Watson — 1999

TRANS AMERICA ATHLETIC CONFERENCE (TAAC) POSTSEASON HONORS

Newcomer of the Year
 1988 — Frank Hampton

ALL-TAAC

First Team

Ronnie Ellison — 1991
 Frank Hampton — 1988
 Keith Horne — 1991
 Bruce Wheatley — 1990

Second Team

Eric Cooper — 1989
 Darryl Eaton — 1990
 Keith Horne — 1990
 Dion Pettus — 1989

TAAC TOURNAMENT MVP

Frank Hampton — 1988

ALL-TAAC TOURNAMENT

Eric Cooper — 1988
 Frank Hampton — 1988
 Keith Horne — 1991

ACADEMIC AWARDS

ESPN The Magazine/CoSIDA

Academic All-American

McEverett Powers (2nd Team) — 2002

ESPN The Magazine/CoSIDA

Academic All-District VI

McEverett Powers (1st Team) — 2002
 Kurt Attaway (1st Team) — 2006
 Kurt Attaway — 2007

I-AAA Scholar-Athlete Team

Devin Gibson — 2010

NABC Honors Court

Isaiah Addo-Ankrah — 2022, 2023
 Erik Czumbel — 2022, 2023
 Jacob Germany — 2022, 2023
 Carlton Linguard Jr. — 2023
 Adrian Rodriguez — 2022
 Byron Frohnen — 2020
 Knox Hellums — 2020
 Austin Karrer — 2018
 Toby Van Ry — 2018

Conference USA

All-Academic Team

Eric Czumbel — 2021, 2022, 2023
 Giovanni De Nicolao — 2019
 Byron Frohnen — 2019
 Lucas O'Brien — 2017
 Jeromie Hill — 2016

Southland Conference

Student-Athlete of the Year

Kurt Attaway — 2005, '06
 Devin Gibson — 2010, '11
 Jeromie Hill — 2012

Southland Conference

All-Academic

Kurt Attaway — 2005, '06, '07
 Devin Gibson — 2009, '10, '11
 Jeromie Hill — 2012
 Igor Nujic — 2012
 Joey Shank — 2009

Western Athletic Conference

All-Academic

Jeromie Hill — 2013



Jhivvan Jackson was named Conference USA Freshman of the Year in 2017-18. Jackson won three consecutive scoring titles in the league, the first player in conference history to accomplish that feat.



STEVE HENSON



NATIONAL ASSOCIATION OF BASKETBALL COACHES

**DISTRICT 11
 COACH
 OF THE YEAR**




Steve Henson was named the 2017-18 NABC District 11 Coach of the Year after leading the Roadrunners to a 20-15 overall record, including an 11-7 Conference USA mark.

Conference Championship Teams



**1988 TRANS AMERICA ATHLETIC
CONFERENCE TOURNAMENT CHAMPIONS**
22-9 Overall Record • 13-5 TAAC Record
 defeated Georgia Southern, 76-69 (OT),
 to win TAAC Tournament



**1999 SOUTHLAND CONFERENCE
TOURNAMENT CHAMPIONS**
18-11 Overall Record • 12-6 SLC Record
 defeated Texas State, 71-63, to win SLC
 Tournament



**1990-91 TRANS AMERICA ATHLETIC
CONFERENCE REGULAR SEASON CHAMPIONS**
21-8 Overall Record • 12-2 TAAC Record



**2003-04 SOUTHLAND CONFERENCE
REGULAR SEASON CHAMPIONS &
2004 SOUTHLAND CONFERENCE
TOURNAMENT CHAMPIONS**
19-14 Overall Record • 11-5 SLC Record
 defeated Stephen F. Austin, 74-70, to win SLC
 Tournament



**1991-92 SOUTHLAND CONFERENCE
REGULAR SEASON CHAMPIONS**
21-8 Overall Record • 15-3 SLC Record



**2011 SOUTHLAND CONFERENCE
TOURNAMENT CHAMPIONS**
20-14 Overall Record • 9-7 SLC Record
 defeated McNeese State, 75-72, to win SLC
 Tournament

Roadrunners in Professional Basketball

Isaiah Allen (2006-08)

- Texas Fuel (ABA) 2008-11
- Munich (Eurobasket Summer)

Nick Allen (2015-18)

- BKG Prima SE (Hungary) 2019-21

Marlon Anderson (1994-96)

- Rio Claro (Brazil-Paulista)
- COC Ribeirao Preto (Brazil-BNL)
- Flamengo (Brazil-Carioca)
- Paschoalotto (Brazil-Paulista) — 2000-01

Ryan Bowie (2014-16)

- Sioux Falls Skyforce (NBADL) — 2016-17

Devin Brown (1998-2002)

- Salina Cagerz (USBL) — 2002
- Fayetteville Patriots (NBADL) — 2002-03
- Denver Nuggets — 2002-03
- San Antonio Spurs — 2002-2005
- Utah Jazz — 2005-06
- Golden State Warriors — 2006
- New Orleans Hornets — 2006-07; 2008-09; 2009-10

Cleveland Cavaliers — 2007-08

- Chicago Bulls — 2008-09; 2009-10
- Asseco Prokam (Poland) — 2011
- Erie Bay Hawks (NBADL) — 2011-12

Kannon Burrage (2011-13)

- Grosuplje (Slovenia) — 2013-14
- Falcons Bball (Philippines) — 2015-16

Giovanni de Nicolao (2016-19)

- Fortitudo Agrigento (Italy) — 2019-21

Rick Doyle (1982-84)

- Detroit Pistons — 1984 (Fifth Round)
- Lyon (France)
- Pau Orthez (France)
- Paris (France)

Ronnie Ellison (1989-92)

- Munich (Eurobasket Summer)

Terry Fields (2008-10)

- Georgia Gwizzlies (ABA) — 2013-17

Andrew Francis (2006-08)

- GIE Maile Matrix (UBA)
- Marietta Storm (WBA)
- Rio De Janeiro (Eurobasket Summer)
- Moncton Miracles (NBL-Canada) — 2011-12
- Oshawa Power (NBL-Canada) — 2012
- Saint John Mill Rats (NBL-Canada) — 2012

Stephen Franklin (2010-12)

- Bupa Luxol (Malta) — 2012

Richie Frohlich (2008-10)

- VFL Stade (Germany) — 2010
- Cuxhaven BasCats (Germany) — 2010-11
- Uni-Riesen Leipzig (Germany) — 2011-12
- BG Topstar Leifershofen (Germany) — 2012
- BBC Magdeburg (Germany) — 2013-14
- Stade (Germany) — 2014-17

Anthony Fuqua (2003-05)

- Austin Toros (NBADL) — 2005-08
- Albuquerque (NBADL) — 2008
- Bravos Piedras Negras (Mexico) — 2008
- Vermont Frost Heaves (PBL) — 2009
- BCM U Pitesti (Romania-A)
- Huracanes de Tampico (Mexico LNBP) — 2010-11
- Kinmen Kaoliang Liquor (Taiwan-SBL)
- Hamamatsu P. (Japan) — 2012
- Huracanes De Tampico (Mexico-LNBP) — 2013-14
- Guaiqueries (Venezuela) — 2016

Travis Gabbidon (2007-09)

- Albury Wodonga Bandits (Australia ABA) — 2010
- Al Jahraa (Kuwait D1) — 2010
- Club 9 De Julio Rio Tercero (Argentina) — 2010
- Tijuana Zonkeys (Mexico) — 2011
- Kiev (Eurobasket Summer) — 2012
- Guerreros (Mexico LNBP) — 2012

- Villaduarde Callero (Dominican Republic) — 2013

- Al Shaab (United Arab Emirates) — 2014-16

Derrick Gervin (1982-85)

- Philadelphia 76ers — 1985 (Fourth Round)
- New Jersey Nets — 1989-91
- Hapoel Emek (Israel)
- San Mig Coffee (Philippines)
- Maccabi Kiryat Motzkin (Israel)
- Detroit Panthers (PBL)

Devin Gibson (2007-11)

- San Antonio Spurs (Training Camp) — 2011
- Fraport Skyliners Frankfurt (Germany-BBL) — 2012
- BC Kalev/Cramo Tallinn (Estonia-Alexela KML) — 2013-14
- Vechta (Germany) — 2015-16

Dwain Hall (2003-07)

- Kebs de Laval (Canada-NBL)
- Felix Perez Cardozo (Paraguay) — 2008

Justin Harbert (2003-05)

- Rockford Fury (PBL) — 2008

Jeromie Hill (2010-15)

- Sydney Kings (Australia) — 2015-17

Keith Horne (1988-92)

- San Marcos Slam (XBL)

Antoine Howard (1996-97)

- South Dakota Gold (IBA)
- Den Haag (Holland-D4)

LeRoy Hurd (2002-04)

- ESPE Chalons (France) — 2004
- Portland Reign (ABA) — 2004-05
- Columbus Riverdragons (NBADL) — 2005-06
- Premiata (Italy) — 2005-06
- Siviglia Wear (Italy) — 2006-07
- Julie News Napoli (Italy C) — 2007-08
- Scavolini Pesaro (Italy) — 2007-09
- SAIE3 Bologna (Italy A) — 2009-10
- Al Kuwait SC (Kuwait-D1) — 2010
- Al Ahli Dubai (UAE-D1) — 2011, 2013
- Anibal Zahle (Lebanon A) — 2012
- CSU Sibiu (Romania) — 2014-15

Jhivvan Jackson (2017-21)

- Hestia Menorca (Spain) — 2022
- Spirou Basket Charleroi (Belgium) — 2022, 2023
- Tigers Tuebingen (Germany) — 2023

Shawn Jamison (1991-92)

- Harlem Globetrotters — "Thunderbird"

Melvin Johnson III (2009-13)

- Delaware 87ers (NBADL) — 2014-15
- Reno Bighorns (NBADL) — 2015
- Raptors 905 (NBADL) — 2015-16
- Texas Legends (NBADL) — 2016
- Maine Red Claws (NBADL) — 2016
- Grand Rapids Drive (NBADL) — 2016

Omar Johnson (2008-10)

- BSW Sixers (Germany) — 2011-12

James Joseph (2000-02)

- Zorros Morelia (Mexico LNBP)
- Halcones Uv Xalapa (Mexico LNBP) — 2003

Edrico McGregor (2011-13)

- Martigny (Switzerland) — 2014-16
- BBC Nyon (Switzerland) — 2016-17

Steve Meyer (1996-99)

- San Antonio Bombers (XBL) — 2001

John Millsap (2003-05)

- Utah Jazz Summer League
- Monar Bar (Serbia) — 2005-06
- Utah Eagles (CBA) — 2006-07
- Butte Daredevils (CBA) — 2006-07
- Bucaneros de Campeche — 2009-10
- Caciques De Humacao (Puerto Rico-BSN) — 2010
- Sioux Falls Skyforce (NBADL) — 2011
- Pioneros de Quintana (Mexico LNBP) — 2011-12
- Guaros De Lara (Venezuela-LPB) — 2011-13
- Lanus (Argentina) — 2015-16



Keaton Wallace has spent the past 3 years playing for the Los Angeles Clippers' G-League affiliate, the Ontario Clippers.

Reggie Minniweather (1998-02)

- Dallas Diesel (UMBL) — 2003

Andre Owens (2004-06)

- SVD Dortmund 49ers (Germany) — 2007
- Augusta Groove (PBL) — 2008
- Metro Lightning (UBL) — 2011

Mahcoe Parker (1999-01)

- Porto Vecchio (France-NM3)
- AS Cherbourg (France-NM2)
- Drapeau Fougereas (France-NM3)

Kaj-Bjorn Sherman (2013-15)

- Lucentum Alicante (Spain) — 2015-16
- Samic ISB (Spain) — 2016-17

Melvin Smith (2006-08)

- Texas Fuel (ABA) — 2011-12

Morris Smith IV (2008-10)

- Tokyo, Lugano (Eurobasket Summer) — 2012

Rodney Smith (1992-94)

- Overseas

Keith Spencer (2006-08)

- Aris Leeuwarden (Holland) — 2008-10
- North Dallas Vandals (ABA) — 2011-13

Chris Thompson (2005-06)

- Al Arabi (Kuwait-D1)
- Al Ahli (Oman-D1) — 2011

Juan Valdez (2000-03)

- Indios de la UAC Juarez (Mexico) — 2011-12

Alex Vouyoukas (2010-12)

- VAP Kolossos Rodou (Greece-A1) — 2012
- Ikaros Kallithea (Greece-A1) — 2013
- Ionikos Nikaia (Greece) — 2016-17

Keaton Wallace (2017-21)

- Memphis Grizzlies Summer League — 2021
- Ontario Clippers (NBA G League) — 2021-P

Robert Wallace (1982-85)

- Harlem Globetrotters — "Skywalker"


Leon Watson (1996-00)

- Belize National Team (Belize)
- San Antonio Bombers (XBL)
- Dakota Wizards (NBADL)
- Metro Lightning (UBL) — 2011

Michael White (2010-11)

- Falcons Bball (Philippines) — 2015-16

Retired Jerseys



RETIRED JERSEYS

Devin Brown (23) and Derrick Gervin (30) are the only two UTSA players to have their jersey retired.



DEVIN BROWN

Former UTSA star Devin Brown played eight seasons in the NBA, where he scored 3,352 points in 465 career games. After ending his career at UTSA in 2002 as the program's all-time leading scorer, Brown went undrafted and was signed by the San Antonio Spurs on Sept. 30, 2002. He was the co-Rookie of the Year in the United States Basketball League in 2002 and the Player and Rookie of the Year in the National Basketball Developmental League in 2003.

Brown broke into the league in 2002-03, playing 10 combined games with the Spurs and Denver Nuggets. He then played two full seasons for the Spurs, winning an NBA World Championship in 2005. During the summer of 2005, he signed as a free agent with the Utah Jazz and averaged 7.5 points and 2.6 rebounds per game during the 2005-06 season.

Brown was traded to the Golden State Warriors in July 2006 and waived. In December 2006, he signed on with the New Orleans Hornets for the 2006-07 season. Playing in 58 games — including 49 starts — the former South San Antonio West Campus High School star averaged 11.6 points, 4.3 rebounds and 2.6 assists per contest. Brown signed with the Cleveland Cavaliers in September 2007 and averaged 7.5 points, 3.4 rebounds and 2.2 assists per game in 78 contests, helping the squad advance to the Eastern Conference Semifinal Round of the NBA Playoffs. Brown re-signed with the Hornets in August 2008 and averaged 5.2 points per contest during the 2008-09 season. Brown played in 39 games for the Hornets in 2009-10 before appearing in 11 for Chicago following a midseason trade.


Brown was inducted into the San Antonio Sports Hall of Fame in May 2023 and was enshrined as a member of the inaugural UTSA Athletics Hall of Fame in November 2023.

DERRICK GERVIN

Derrick Gervin, younger brother of NBA Hall of Famer George "Iceman" Gervin, starred at UTSA for three seasons (1982-85) and became UTSA's second-ever NBA Draft Pick when he was selected by the Philadelphia 76ers in the fourth round of the 1985 Draft.

Gervin played two seasons for the New Jersey Nets in 1989-91, averaging 8.8 points and 2.3 rebounds per game for his career.

A native of Detroit, Mich., Gervin had his jersey retired by UTSA on March 3, 2006.



All-Time Letterwinners

PLAYER	YEARS	PTS	REB	PLAYER	YEARS	PTS	REB
Addo-Ankrah, Isaiah	2020-23	296	110	Cunningham, Vince	1983-85	387	79
Agusi, Devon	2013-14	366	92	Czumbel, Erik	2019-23	469	218
Akotaobi, Ike	1999-03	673	193	Dade, Antoine	2007-08	80	103
Alade, Bola	2016-17	24	12	Davis, E.B.	2007-08	17	5
Aleu, Aleu	2021-23	102	72	Decker, Thatcher	1990-91	25	15
Allen, Chris	2008-10	191	68	Deing, Dhieu	2021-22	341	132
Allen, Isaiah	2006-08	526	143	DeShay, Mike	1992-93	9	0
Allen, Nick	2015-19	899	563	De Nicolao, Giovanni	2016-19	823	346
Alley Jr., Cedrick	2020-22	290	207	Diouf, Massal	2022-P	53	73
Alp Aksu, Ömer	2015-16	0	0	Donlon, Abe	2004-06	308	235
Amshey, Mark	1990-91	0	0	Dotson-Lara, Cody	2007-08	0	3
Anderson, Marlon	1994-96	1,150	365	Doyle, Rick	1982-84	614	347
Attaway, Kurt	2003-07	661	281	Durbon, Gary	1987-89	46	11
Bakare, Kalif	2010-11	9	9	Durden, Roger	1984-86	86	79
Baker, Joe	1985-87	79	73	Eaton, Darryl	1989-91	805	157
Banks, Marcus	1994-96	74	42	Ellison, Ronnie	1989-92	1,284	336
Barnes, Todd	1986-88	481	148	Escheik, Mateo	2019-20	2	0
Barisic, Luka	2019-20	284	141	Farmer, Josh	2021-23	215	152
Bell, Robert	2000-02	127	95	Faulkner, Tim	1985-90	710	442
Benford, Keith	2013-14	11	2	Ferguson, Mike	1991-93	521	254
Bernard, Gabe	2005-06	178	57	Fields, Terry	2008-10	342	221
Beverly, Jeff	2016-17	522	194	Flansburg, Jon	2005-07	30	36
Billingsley, Nick	2015-17	241	75	Flores, Tyler	2014-15	3	0
Bior, Atem	2019-20	308	288	Ford, Phoenix	2019-22	116	167
Black, Larry	1989-90	5	0	Francis, Andrew	2006-08	228	168
Bofinger, Lachlan	2020-23	198	215	Franklin, Stephen	2010-13	460	289
Bonney, Josh	2008-10	287	227	Frohnen, Byron	2016-20	863	911
Bowie, Ryan	2014-16	965	386	Frohlich, Richie	2008-10	87	76
Bragg, Mike	1987-89	174	121	Fuqua, Anthony	2003-05	426	339
Briggs, Raymond	2001-03	471	257	Gabbidon, Travis	2007-09	598	287
Brown, Bernard	1984-86	301	209	Gabrish, Tim	1982-84	73	75
Brown, Devin	1998-02	1,922	751	Gallaher, Tony	1982-83	124	39
Brownlee, Keary	2001-03	48	24	Gamboa, Peter	1997-98	0	0
Buggs III, John	2022-23	348	68	Gasporra, A.J.	2008-09	37	5
Burrage, Kannon	2011-13	984	264	Gervin, Derrick	1982-85	1,691	684
Bynum, Tamir	2017-18	17	3	Gibson, Devin	2007-11	1,681	484
Byrd, Kyile	2005-06	129	59	Glover, Tim	1992-94	473	152
Carraway, Glenn	1981-83	112	124	Germany, Jacob	2019-23	1,293	779
Carroll, Jeffrey	1997-98	11	16	Gray, Mike	1981-82	113	53
Carter, Tom	1985-86	24	20	Green, Mike	1991-93	539	185
Chime, Philip	1994-95	242	158	Greer, Orrin	2007-08	40	14
Christiansen, Cory	1993-94	15	25	Grimes, Mike	1990-91	9	7
Christansen, Jeff	1981-83	264	68	Hale III, Michael	2011-13	774	177
Clay, Joe	1981-82	16	6	Hall, Dwain	2003-07	134	145
Clemens, Mike	1997-98	106	53	Hall, Roderic	1996-98	835	211
Cockrell, A.J.	2015-16	107	69	Hampton, Frank	1986-88	1,067	452
Cole, Micheal	1994-96	161	111	Hampton, Victor	1981-82	20	10
Cole, Sammie	2002-04	326	89	Harbert, Justin	2003-05	643	184
Cooper, Eric	1987-89	883	161	Harbin, Tyrone	1985-86	204	123

All-Time Letterwinners

PLAYER	YEARS	PTS	REB	PLAYER	YEARS	PTS	REB
Harris, J.R.	2015-17	392	9	Lyle, Deon	2017-18	395	129
Harvey, Ed	1999-00	133	61	Macklin, Joseph	1999-00	3	0
Havens, Jon	1999-03	670	264	Maiden, Tim	2005-07	43	25
Haynes, Calvin	1983-87	1,143	467	Martin, Grant	1987-89	244	199
Hellums, Knox	2018-19	135	57	Martinez, Manuel	1992-93	0	3
Herbert, Terrance	1998-99	10	5	Mason, Mike	1989-90	403	49
Heyland, Gary	1984-87	160	70	Massie, Kyle	2015-18	16	6
Hill, Jeromie	2010-15	1,674	842	Matthews, George	2013-15	149	92
Hines, Jeremy	2012-13	6	3	Mattison, Josh	2000-01	65	25
Horne, Keith	1988-92	1,459	373	Mayberry, Tank	2012-13	10	18
House, Troy	1990-91	60	12	McCoy, Adam	2004-05	29	5
Howard, Antoine	1996-97	230	72	McNeill, Darius	2021-22	187	73
Hurd, LeRoy	2002-04	1,027	440	McGee, Clarence	1987-88	442	272
Iyaye, Adokiye	2019-20	186	51	McGregor, Edrico	2012-14	351	313
Ivory, Preston	1988-91	729	299	McKoin, Scott	1981-85	347	218
Ivany, Chip	2009-10	2	6	Medor, Japhet	2022-23	396	98
Ivy, Robert	2002-04	126	76	Meyer, Steve	1996-99	1,001	296
Ivy-Curry, Jordan	2020-P	478	121	Mendiola, Max	1998-99	0	0
Jabbar, Artan	2020-22	13	7	Millsap, John	2003-05	566	307
Jackson, Derrick	1996-97	172	107	Minnieweather, Reggie	1998-02	950	517
Jackson, Jhivvan	2017-21	2,551	497	Montgomery, Danny	1993-94	74	24
Jackson, Leslie	2008-10	103	148	Montgomery, Marcus	1994-95	163	93
Jamison, Shawn	1991-92	292	177	Moore, Chris	1988-89	44	24
Jenson, Byron	1988-90	189	172	Moore, Kelvin	1981-82	61	36
Johnson, Azavier	2022-23	12	3	Moore, Lennell	1986-88	548	346
Johnson, Chuck	1984-86	106	46	Moore, Trey	2013-14	0	1
Johnson, Cody	1994-96	621	350	Morris, Kevin	1983-87	78	85
Johnson, Jon	1991-93	229	122	Mosely, Jamal	1995-96	20	4
Johnson III, Melvin	2009-12	1,113	268	Mumford, Dennis	1981-82	309	152
Johnson, Omar	2008-10	729	165	Newsom, Willie	1989-91	236	167
Jones, Damont	1999-00	5	0	Nini, Troy	1985-86	8	2
Jones, Ken	1981-83	321	239	Nujic, Igor	2010-12	217	106
Jones, Phillip	2013-15	342	297	O'Brien, Lucas	2013-17	507	297
Jones, Sheldon	1994-97	446	131	Ode, David	1996-98	18	21
Jones, Terrence	1996-99	67	59	Ojougboh, Nkem	2005-06	190	97
Joseph, James	2000-02	541	264	Olajuwon, Afis	1991-94	763	316
Joyner, Todd	1984-85	4	4	Olajuwon, Taju	1989-92	676	461
Karrer, Austin	2014-18	242	316	Olympio, Edwin	2014-15	4	5
Kelly, Arvesta	1993-94	78	60	Oswald, Tom	1992-96	504	370
Kennedy, Shani	1995-96	111	110	Otis, Dezon	2006-08	51	26
Kenney, Vern	1981-82	44	33	Owens, Andre	2004-06	793	275
King, Mike	1993-94	71	67	Panzica, Tony	1986-87	20	12
Knowles, Tim	1986-88	141	147	Parker, Mahcoe	1999-01	373	286
Kubiszyn, Jack	1983-84	17	6	Parscale, Brad	1996-97	26	26
Lewis, Keon	2013-15	801	140	Parrish, Eric	2020-21	163	104
Lewis Jr., Larry	2014-15	108	28	Paye, Sei	2008-12	359	176
Littles, Gino	2014-17	417	214	Payne, Gary	1983-86	200	35
Lockyer, Kent	1982-83	2	2	Peavy, David	1991-92	6	3
Ludwick, JohnMark	2007-08	181	62	Pendleton, Juston	1997-98	105	74

All-Time Letterwinners

PLAYER	YEARS	PTS	REB	PLAYER	YEARS	PTS	REB
Permenter, Russ	2007-08	43	21	Timpermann, Austin	2018-20	0	1
Peters, James	2004-06	0	1	Thibodeaux, Garrett	2015-16	0	0
Pettus, Dion	1985-89	883	327	Thigpen, Tyrone	1985-86	117	45
Pickens, Mike	1981-82	275	85	Thomas, Hyjii	2012-14	434	154
Pines, Jeff	1997-98	0	0	Thompson, Chris	2005-06	118	55
Plummer, Christian	2019-20	7	1	Thornton, Ike	1981-85	1,064	291
Posey, Rapheal	2003-05	713	240	Tucker, Christian	2021-P	229	89
Pottinger, Khalil	2000-01	0	0	Valdez, Juan	2000-03	241	182
Powell, Michael	2002-03	2	2	Van Ry, Toby	2017-19	51	63
Powers, McEverett	1998-02	1,307	760	Vouyoukas, Alex	2010-12	211	138
President, David	2001-05	597	359	Wainwright, Monte	1983-84	29	9
Price, A.J.	2012-13	12	5	Wallace, Keaton	2017-21	2,080	563
Ramlal, Kendell	2017-18	80	81	Wallace, Rob	1991-93	655	262
Reed, Ricky	1995-99	577	255	Wallace, Robert	1982-85	571	216
Reynolds, Aldric	2005-07	279	106	Washington, Issy	1986-87	128	24
Richards, DJ	2022-23	337	149	Washington, Ken	1990-93	36	60
Riley, Jermone	1997-99	343	138	Watkins, Michael	2001-03	54	56
Ringholt, James	2014-18	106	99	Watson, Leon	1996-00	1,221	794
Rivera, Gerrick	2000-01	99	44	Webber, Darren	1993-97	756	410
Robinson, Willie	1997-98	103	76	Wheatley, Bruce	1987-90	815	673
Rodgers, Roderick	2004-06	184	154	White, Mike	2010-11	3	5
Rodriguez, Adrian	2017-21	157	184	Whitehead, Ryan	2010-12	22	13
Rhynes, Spencer	1992-94	239	107	Whiteside, Makani	2019-20	36	27
Sabally, Lamin	2021-23	125	95	Whitfield, Martin	1994-96	198	80
Salinas, Juan	2002-05	13	11	Wians, Christian	1995-96	3	0
Sanni, Jaj	2020-21	15	2	Wiatrek, Kevin	1994-97	9	7
Scruggs, Terrell	2014-16	12	14	Wilkins, Larry	2010-13	272	242
Selvage, Ray	2004-05	183	131	Willborn III, George	2016-18	412	204
Shank, Joey	2007-09	547	91	Williams, Chance	2005-07	2	2
Shelton, Terry	1999-01	46	4	Williams, James	2013-14	86	24
Sherman, Kaj-Björn	2013-15	470	301	Williams, Lloyd	1996-00	957	343
Sims, Jordan	2010-14	620	302	Williams, Ryan	2006-07	80	62
Singh, David	1984-85	8	3	Williams, T.J.	2010-11	99	67
Slater, Curtis	1994-97	36	29	Willis, Danté	2012-13	0	0
Smith, Melvin	2006-08	618	142	Willis, Kerry	2001-03	96	46
Smith IV, Morris	2008-10	665	233	Williamson, John	1981-83	35	22
Smith, Rodney	1992-94	809	390	Wilson, Christian	2014-16	515	144
Smith, Scott	1987-89	313	81	Worden, Mitch	1998-00	0	2
Sowder, Tres	1981-82	235	22	Wood, Tyler	2010-14	169	128
Spencer, Keith	2006-08	434	370	Woods, Mike	1991-93	75	27
Stanojevic, Mitar	2016-19	76	58	Wordlaw, Thaddeus	1992-96	851	273
Starkes, Andre	1998-99	0	0	Wren, Alden	1982-84	230	82
Staudt, Jason	1990-91	1	2	Young, Eric	2005-06	209	107
Stepter, Demarco	2008-10	413	294				
Stewart, Anthony	1985-87	381	80				
Stiver, John	1982-83	111	70				
Swader, Jamell	1990-92	113	78				
Terry, Tyrone	2000-01	2	2				
Tilman, Albert	1988-92	125	162				

* current players in **bold**

All-Time Roster

- 0 -

Morris Smith IV (2009-10)
Mike White (2010-11)
A.J. Price (2012-13)
James Williams (2013-14)
Terrell Scruggs (2015-16)
Cedrick Alley Jr. (2020-22)
John Buggs III (2022-23)
Nazar Mahmoud (2023-24)

- 00 -

Mike Ferguson (1991-93)
LeRoy Hurd (2002-04)

- 1 -

Adam McCoy (2004-05)
Kyle Byrd (2005-06)
Ryan Williams (2006-07)
Omar Johnson (2008-10)
Stephen Franklin (2010-12)
Devon Agusi (2012-14)
George Matthews (2015)
Jeff Beverly (2016-17)
Deon Lyle (2017-18)
Christian Plummer (2018-19)
Jaja Sanni (2020-21)
Darius McNeill (2021-22)
Japhet Medor (2022-23)
Jordan Ivy-Curry (2023-24)

- 2 -

Reggie Minnieweather (2000-01)
Travis Gabbidon (2006-09)
Melvin Johnson III (2009-10)
Kalif Bakare (2010-11)
Hyjii Thomas (2012-14)
J.R. Harris (2015-17)
Jhivvan Jackson (2017-21)
Aleu Aleu (2021-23)
Carlton Linguard Jr. (2023-24)

- 3 -

Tyrone Thigpen (1985-86)
Tony Panzica (1986-88)
Mike Green (1991-93)
Danny Montgomery (1993-94)
Cody Johnson (1994-96)
Roderic Hall (1996-98)
Ike Akotaobi (2000-03)
Andre Owens (2004-06)
Andrew Francis (2006-08)
Larry Wilkins (2010-13)
Edwin Olympio (2014-15)
Gino Littles (2015-17)
Byron Frohnen (2017-20)
Jordan Ivy-Curry (2020-21)
Dhieu Deing (2021-22)
Azavier Johnson (2022-23)
Trey Edmonds (2023-24)

- 4 -

Anthony Stewart (1985-87)
Chris Moore (1988-89)

Shawn Jamison (1991-92)
Arvesta Kelly (1993-94)
Philip Chime (1994-95)
Lloyd Williams (1996-2000)
Joey Shank (2007-09)
Sei Paye (2010-12)
Danté Willis (2012-13)
Gino Littles (2014-15)
Kyle Massie (2016-18)
Josh Farmer (2021-23)
Dre Fuller Jr. (2023-24)

- 5 -

Chuck Johnson (1985-86)
Issy Washington (1986-87)
Antoine Howard (1996-97)
Lamar Price (1998-99)
Terry Shelton (1999-2001)
Justin Harbert (2002-05)
Keith Spencer (2006-08)
Chip Ivany (2009-10)
Michael Hale III (2011-12)
Tank Mayberry (2012-13)
Tyler Flores (2014-15)
Ömer Alp Aksu (2015-16)
Giovanni De Nicolao (2016-19)
Makani Whiteside (2019-20)
DJ Richards (2022-23)
Adante' Holiman (2023-24)

- 10 -

Joe Clay (1981-82)
Vince Cunningham (1983-85)
Scott Smith (1987-89)
Thaddeus Wordlaw (1992-96)
Derrick Jackson (1996-97)
Jon Havens (1999-2000)
Keary Brownlee (2001-03)
Kurt Attaway (2003-07)
Orrin Greer (2007-08)
Chris Allen (2008-10)
Jeremy Hines (2012-13)
Christian Wilson (2014-16)
Mitar Stanojevic (2017-19)
Erik Czumbel (2019-23)
Chandler Cuthrell (2023-24)

- 11 -

Tres Sowder (1981-82)
Gary Payne (1983-86)
Todd Barnes (1986-88)
Michael Mason (1989-90)
Jon Johnson (1991-93)
Ron King (1993-94)
Kevin Wiatrek (1996-97)
Reggie Minnieweather (1998-2000, 2001-02)
Aldric Reynolds (2005-07)
Cody Dotson-Lara (2007-08)
Leslie Jackson (2008-09)
Igor Nujic (2010-11)
Michael Hale III (2012-13)
Trey Moore (2013-14)

Austin Karrer (2014-18)
Adokieye Iyaye (2019-20)
Lachlan Bofinger (2020-23)
Isaiah Wyatt (2023-24)

- 12 -

Robert Wallace (1981-85)
Rodell Smith (1985-86)
Preston Ivory (1988-91)
David Perry (1991-92)
Tim Glover (1992-94)
Tyrone Terry (2000-01)
Sammie Cole (2002-04)
Dezon Otis (2006-08)
Jeromie Hill (2010-15)
Phoenix Ford (2019-22)
Sam Aldirawi (2022-23)
Josh Reid (2023-24)

- 13 -

Scott Cross (1993-94)
Martin Whitfield (1994-96)
Steve Meyer (1996-99)
Ed Harvey (1999-2000)
David President (2001-05)
Eric Young (2005-06)
Richie Frohlich (2008-10)
Djuro Majstorovic (2010-11)
Igor Nujic (2011-12)
Kyle Massie (2015-16)
Byron Frohnen (2016-17)
Mateo Escheik (2018-19)
Artan Jabbar (2020-22)
Carlton Linguard Jr. (2022-23)

- 14 -

Tony Gallahar (1982-83)
Jack Kubiszyn (1983-84)
Chuck Johnson (1984-85)
Robert Ivy (2002-04)
James Peters (2006-07)
Alex Vouyoukas (2010-12)
Ryan Bowie (2014-16)
Bola Alade (2016-17)
Massal Diouf (2022-24)

- 15 -

Almuria Kenney (1993-94)
Curtis Slater Jr. (1994-95, 96-97)
Jeff Pines (1997-98)
Mitch Worden (1999-2000)
Roderick Rodgers (2004-06)
Sei Paye (2008-10)
Lucas O'Brien (2012-17)
Adrian Rodriguez (2017-19)

- 20 -

Ike Thornton (1981-85)
Troy House (1990-91)
Sheldon Jones (1992-93)
Gerrick Rivera (2000-01)
Juan Salinas (2003-05)
Timothy Maiden (2005-07)

Devin Gibson (2007-08)
A.J. Gasporra (2008-09)
Ryan Whitehead (2010-12)
Edrico McGregor (2012-14)
George Wilborn III (2016-17)
Eric Parrish (2019-21)
Lamin Sabally (2021-23)
Juan Reyna (2023-24)

- 21 -

Eric Cooper (1988-89)
Ike Akotaobi (1999-2000)
Raymond Briggs (2001-03)
John Millsap (2004-05)
Chris Thompson (2005-06)
Isaiah Allen (2006-08)
Devin Gibson (2008-11)
Knox Hellums (2018-20)
PJ Carter (2023-24)

- 22 -

Jeff Christensen (1981-83)
Brent Cotton (1983-84)
Calvin Haynes (1984-87)
Thatcher Decker (1990-91)
Lynn Deshay (1992-93)
Leon Watson (1996-2000)
Morris Smith IV (2008-09)
Leslie Jackson (2009-10)
Kannon Burrage (2011-13)
George Matthews (2013-15)
Garrett Thibodeaux (2015-16)
Keaton Wallace (2017-21)
Christian Tucker (2021-23)

- 23 -

Darryl Eaton (1989-91)
Spencer Rhynes (1992-94)
Christian Wians (1994-95)
Devin Brown (1998-99, 2000-02)
Joseph Macklin (1999-20)
Atem Bior (2018-20)
Blessing Adesipe (2023-24)

- 24 -

Kelvin Moore (1981-84)
Tyrone Harbin (1985-86)
Frank Hampton (1986-88)
Albert Tilman (1988-92)
Michael King (1993-94)
Lawrence Royal (1994-95)
Jamal Mosley (1995-96)
Juston Pendleton (1997-98)
Terrence Herbert (1998-99)
Khalil Pottinger (2000-01)
Nicholas Williams (2002-03)
Raphael Posey (2003-05)
Gabe Bernard (2005-06)
Melvin Smith (2006-08)
Terry Fields (2008-10)
Phillip Jones (2012-16)
Mitar Stanojevic (2016-17)
Jacob Germany (2019-23)

All-Time Roster

- 25 -

Alden Wren (1982-84)
 Michael Cole (1994-96)
 Brad Parscale (1996-97)
 Mike Clemens (1997-98)
 Jon Havens (2000-03)
 James Peters (2004-06)
 Chance Williams (2006-07)
 E.B. Davis (2007-08)
 Nick Allen (2015-19)
 Adrian Rodriguez (2019-22)
 Isaiah Addo-Ankrah (2022-23)
Justin Thomas (2023-24)

- 30 -

Derrick Gervin (1982-85)
 Dion Pettus (1985-89)
 Ken Washington (1990-93)
 Corey Christiansen (1993-94)
 Marlon Anderson (1994-96)
 Terrence Jones (1996-97)
 Jeffrey Carroll (1997-98)
 McEverett Powers (1998-2002)

- 31 -

Mike Bragg (1987-89)
 Ronnie Ellison (1989-92)
 Melvin Johnson III (2010-12)
 Keith Benford (2013-14)
 Kendell Ramlal (2017-18)

- 32 -

Victor Hampton (1981-82)
 Rick Doyle (1982-84)
 Gary Heyland (1984-87)
 Grant Martin (1987-89)
 Afis Olajuwon (1991-94)
 Sheldon Jones (1994-97)
 Jermone Riley (1997-99)
 Josh Mattison (2000-01)
 Michael Powell (2002-03)
 Russ Permenter (2007-08)
 Jordan Sims (2010-14)
 James Ringholt (2014-18)
 Austin Timperman (2018-20)
 Isaiah Addo-Ankrah (2020-23)

- 33 -

Scott McKoin (1981-85)
 Troy Nini (1985-86)
 Lennell Moore (1986-88)
 Byron Jenson (1988-90)
 Michael Woods (1990-93)
 Ricky Reed (1995-99)
 Devin Brown (1999-2000)
 Juan Valdez (2000-03)
 Abram Donlon (2004-06)
 JohnMark Ludwick (2007-08)
 Josh Bonney (2008-10)
 A.J. Cockrell (2015-16)
 Isaiah Addo-Ankrah (2020-22)

- 34 -

Glenn Carraway (1981-83)
 Roger Durden (1985-86)
 Clarence McGee (1987-88)
 Willie Newton (1989-91)
 Manuel Martinez (1992-93)
 Danny McMillan (1993-94)
 Willie Robinson (1997-98)
 Juan Valdez (1999-2000)
 Chris Denver (2000-01)
 Larry Lewis Jr. (2013-14)
 Nick Billingsley (2015-17)

- 35 -

Jamell Swader (1990-92)
 Rodney Smith (1992-94)
 George Wilborn III (2017-18)

- 40 -

Mike Pickens (1981-82)
 John Stiver (1982-83)
 Todd Joyner (1984-85)
 Jason Staudt (1990-91)
 Chris LeBlanc (1992-93)
 Robert Bell (2000-02)

- 41 -

John Williamson (1981-83)
 Calvin Haynes (1983-84)
 Roger Durden (1984-85)
 Tom Oswald (1991-96)
 Toby Van Ry (2017-19)

- 42 -

Vern Kinney (1981-82)
 Tim Gabrish (1982-85)
 Tom Carter (1985-86)
 Mike Bragg (1986-87)
 Keith Horne (1988-92)
 Darren Webber (1992-97)
 Terrence Jones (1997-99)
 Robert Bell (1999-00)
 Anthony Fuqua (2003-04)
 Jon Flansburg (2005-07)
 Antoine Dade (2007-08)
 Tyler Wood (2010-14)

- 43 -

Kenneth Jones (1981-83)
 Kevin Morris (1983-87)

- 44 -

Joe Baker (1984-87)
 Gary Durbon (1987-89)
 Rob Wallace (1991-93)
 Marcus Montgomery (1994-95)
 Shani Kennedy (1995-96)
 James Joseph (1999-2002)
 T.J. Williams (2010-11)
 Keon Lewis (2013-14)
 Luka Barisic (2019-20)

- 45 -

Bruce Wheatley (1988-90)
 Demarco Stepter (2008-10)
 Kaj-Björn Sherman (2013-14)

- 49 -

Taju Olajuwon (1989-92)

- 50 -

Ken Lockyer (1982-83)
 Monte Wainwright (1983-84)
 Troy Nini (1984-85)
 David Ode (1996-98)
 Dwain Hall (2003-07)

- 52 -

Mike Gray (1981-82)
 Bernard Brown (1984-86)
 Tim Knowles (1986-88)
 Jim Deister (1989-90)

- 54 -

Dennis Mumford (1981-82)
 David Singh (1984-85)
 Tim Faulkner (1985-90)
 Punchie Parker (1998-99)
 Mahcoe Parker (1999-01)
 Kerry Willis (2001-03)
 Nkem Ojougboh (2005-06)

- 55 -

Marcus Banks (1994-96)
 Michael Watkins (2001-03)
 Ray Selvage (2004-05)

NOTE: This all-time roster lists seasons, not years. For example, Ray Selvage wore 55 for one season (2004-05).

Current roster in **bold**.



NEW ERA. SAME POWER.



THEAMERICAN.ORG

[@AMERICAN_CONF](https://twitter.com/AMERICAN_CONF)

[#AMERICANPOWER](https://twitter.com/AMERICANPOWER)

AMERICAN
ATHLETIC CONFERENCE



2023-24 SCHEDULE

11/6	WESTERN ILLINOIS
11/10	MINNESOTA
11/14	LAMAR
11/17	TEXAS STATE
11/20	HOUSTON CHRISTIAN
11/24	JACKSONVILLE STATE
11/25	UIW
11/30	LAMAR
12/10	ARKANSAS-FORT SMITH
12/13	LITTLE ROCK
12/17	OREGON STATE
12/21	ARMY WEST POINT
12/28	PRAIRIE VIEW A&M
1/2	RICE *
1/6	UAB *
1/10	MEMPHIS *
1/13	CHARLOTTE *
1/17	TULSA *
1/21	FLORIDA ATLANTIC *
1/24	TULANE *
1/27	SOUTH FLORIDA *
2/3	RICE *
2/7	WICHITA STATE *
2/10	EAST CAROLINA *
2/15	CHARLOTTE *
2/18	TEMPLE *
2/21	SOUTH FLORIDA *
2/24	NORTH TEXAS *
2/28	TULSA *
3/2	SMU *
3/10	TEMPLE *
3/13	AAC CONFERENCE CHAMPIONSHIP