



UT ARLINGTON

2023-24 SCHEDULE

0-3	0-0	0-1	0-2	0-0
OVERALL	WAC	H	A	N
Nov. 6	at South Florida			L, 61-76
NOV. 10	VS. LAMAR <small>ESPN+</small>			L, 57-74
Nov. 14	at #11 Texas			L, 64-110
NOV. 18	VS. UTSA <small>ESPN+</small>			2 PM
ST. MARY'S THANKSGIVING CLASSIC MORAGA, CALIF.				
Nov. 24	vs. Illinois State			6 PM
Nov. 25	vs. North Carolina A&T			3 PM
Nov. 29	at Abilene Christian*			6 PM
DEC. 2	VS. GRAND CANYON* <small>ESPN+</small>		WAC	6 PM
Dec. 5	at Colorado			12 PM
Dec. 16	at Sam Houston			2 PM
WAC/CONFERENCE USA CHALLENGE JACKSONVILLE, ALA.				
Dec. 19	at Jacksonville State			6:30 PM
DEC. 30	VS. NEW MEXICO STATE <small>ESPN+</small>			2 PM
JAN. 4	VS. TARLETON* <small>ESPN+</small>		WAC	6 PM
JAN. 6	VS. STEPHEN F. AUSTIN* <small>ESPN+</small>		WAC	2 PM
Jan. 11	at Utah Valley* <small>ESPN+</small>		WAC	7 PM
Jan. 13	at Seattle U* <small>ESPN+</small>		WAC	3 PM
Jan. 18	at UTRGV* <small>ESPN+</small>		WAC	6:30 PM
JAN. 20	VS. ABILENE CHRISTIAN* <small>ESPN+</small>		WAC	2 PM
Jan. 27	at Grand Canyon* <small>ESPN+</small>		WAC	3 PM
FEB. 1	VS. SOUTHERN UTAH* <small>ESPN+</small>		WAC	6 PM
FEB. 3	VS. UTAH TECH* <small>ESPN+</small>		WAC	2 PM
FEB. 8	VS. CALIFORNIA BAPTIST* <small>ESPN+</small>		WAC	6 PM
Feb. 10	at Stephen F. Austin* <small>ESPN+</small>		WAC	2 PM
Feb. 15	at Tarleton* <small>ESPN+</small>		WAC	7 PM
FEB. 17	VS. UTRGV* <small>ESPN+</small>		WAC	2 PM
Feb. 21	at Southern Utah* <small>ESPN+</small>		WAC	7:30 PM
Feb. 24	at Utah Tech* <small>ESPN+</small>		WAC	3 PM
FEB. 29	VS. SEATTLE U* <small>ESPN+</small>		WAC	6 PM
MAR. 2	VS. UTAH VALLEY* <small>ESPN+</small>		WAC	2 PM
Mar. 7	at California Baptist* <small>ESPN+</small>		WAC	8 PM
WAC TOURNEY LAS VEGAS, NEV. MICHELOB ULTRA ARENA AND ORLEANS ARENA				
March. 13-16, 2024				

Home matches in **BOLD** held at the College Park Center
All times Central | * WAC contest



UT ARLINGTON LADY MAVS

0-3, 0-0 WAC



Head Coach: Shereka Wright
UTA Record: 47-35 (4th Yr.)
Overall Record: Same
Ranking: NR

UTSA ROADRUNNERS

2-1, 0-0 AAC



Head Coach: Karen Aston
UTSA Record: 22-43 (3rd Yr.)
Overall Record: 307-189 (16th Yr.)
Ranking: NR

THE OPENING TIP

The Lady Mavs are back at home as they welcome former Southland Conference and WAC foe UTSA to the College Park Center for the 63rd installment in this in-state rivalry.

UTA is looking to avoid an 0-4 start. The last time the Lady Mavs began the season 0-4 was 10 seasons ago back during the 2013-14 season when they started off 0-10 before picking up their first victory.

SERIES HISTORY

The first match up between the two dates back to January of 1982. UTA leads the all-time series at 34-28. The Lady Mavs own a 20-8 record in Arlington including a 3-2 record inside the College Park Center. The first ever game played in the CPC for the Lady Mavs featured the Roadrunners of UTSA, a game in which UTA won by a final score of 51-40. This will be the first match-up between the two since December 2018. The Lady Mavs are currently riding a four-game winning streak in the series and hold a 6-4 record in their last 10 contests. UTA averages 60.29 points per game in the series.

Last Five Match-Ups

12/20/18	W 53-48	Arlington, Texas
11/15/17	W 69-68 (OT)	San Antonio, Texas
11/13/16	W 75-54	Arlington, Texas
12/21/15	W 51-47	San Antonio, Texas
12/2/14	L 55-63	Arlington, Texas

SCOUTING UTSA

The Roadrunners are one of the better rebounding teams in the country, averaging 45.7 rebounds per contest, which has them ranked 43rd in the NCAA. Their 17.7 offensive rebounds per game is the 28th best mark in the country while their rebound margin of 12 is the 46th best margin in the land. The Roadrunners 5.7 blocks per game has them ranked 28th in the nation. Kyra Wright is averaging 37 minutes per contest, 22nd best mark in the NCAA.

THE PRICE IS WRIGHT

In her fourth season at the helm for the Lady Mavs, Shereka Wright coached her 82nd game on Tuesday, November 14, vs No. 11 Texas. Despite the loss, Wright holds a 47-35 overall record. Out of the 11 head coaches in program history, Wright's winning percentage of .573 has her tied with Cindy Salsler for best the best winning percentage in program history.

GOOD AS ADVERTISED

Avery Brittingham is living up to the expectations as the First-Team All WAC performer from a season ago at Stephen F. Austin, is showing why Coach Wright went after her in the transfer portal. In the three games this season, Brittingham has posted a double-double in just her second game in the blue and orange. She is first on the team in rebounds per game (7.3), tied for the team lead in assists per game (3) and second on the team in points per game (13). Brittingham has registered double digit scoring efforts in all three contests this season.

MAKING IT RAIN

The Lady Mavs 31.8 percentage from beyond the arc has them ranked 150th in the NCAA and second in the WAC, only behind Grand Canyon.

The Lady Mavs drained 11 three-pointers in their first contest of the 2023-24 season. They went 11-22 from beyond the arc for a .500 shooting percentage.

IT'S A BLOCK PARTY

Averaging 2.7 blocks per contest, the Lady Mavs are currently ranked 5th in the WAC.

Adela Valkova has four blocks through three games, which currently has her ranked 141st in the country and third in the WAC. Averaging 1.33 blocks per game, Valkova sits 153rd in the nation and fourth in the WAC.

DROPPING DIMES

Averaging 12.3 assists per game as a team, the Lady Mavs are currently ranked 199th in the NCAA and third in the WAC.

Brittingham and Nya Threath lead the charge, averaging 3 assists per game while Taliyah Clark (2.7) and Gia Adams (1.3) round out the top four for the Lady Mavs.

ALLOW ME TO INTRODUCE MYSELF

Gia Adams had her coming out party on the road at No. 11

Texas, where she had her best game in a Lady Mavs uniform, dropping 20 points and grabbing four rebounds. The 20 points is the most points scored by a Lady Mav on the young season.

HOME SWEET HOME

Sporting a 96-63 overall record at the College Park Center, the Lady Mavs seem to be at their best when playing in front of the home crowd at the CPC.

WE'RE TALKING ABOUT EXPERIENCE

Despite only returning three players from the previous years team, UTA has composed a roster of 15 athletes with 315 games of Division I level experience amongst nine players, 158 of those contests being starts. Avery Brittingham (78 games), Gia Adams (57 games) and Taliyah Clark (57 games) are the three Mavericks with over 50 games of Division I experience. These numbers are from before the season began.

RESTOCKING THE PANTRY

With only three returners, the Lady Mavs are having to replace 94 percent of their scoring from a season ago. For that, Coach Wright hit the transfer portal and brought in two key intra-conference players in Avery Brittingham (Stephen F. Austin) and Taliyah Clark (Seattle U).

Brittingham was a First Team All-WAC player last season after averaging 10.5 points per contest for the Lumberjacks, which was third on the team. In addition to her scoring, Brittingham led SFA in rebounding with 8.2 per contest as well as being second on the team in assists with 9.0. A sturdy and reliable player, Brittingham averaged 25.9 minutes per game, third best for the Lumberjacks.

In 29 games for the RedHawks, Clark led Seattle U with 10.8 points per game, shooting .342 from the field. She led the RedHawks with 53 three-pointers made on the year. Clark doesn't just focus on the offensive end, but is a tenacious defender who was second on Seattle U with 33 steals and 17 blocks.

Gia Adams, a transfer from Tennessee State, will be a key piece this upcoming season for the Mavericks. Adams has already compiled 766 points at the NCAA Division I level, where she averaged 13.4 points over 57 career games. In her first season of college ball, Adams was named the Ohio Valley Conference Freshman of the Year after averaging 12.9 points, 2.5 rebounds, 2.6 assists and 1.7 steals over 31 games, all of which were starts.

IT'S A FAMILY AFFAIR

Basketball is a family affair for several people, and that's no different for some Lady Mavs. Transfer Avery Brittingham is following in the footsteps of her brother, Hayden Brittingham, who spent the 2021-22 season as part of the UT Arlington men's basketball team. Incoming freshman, Miraya Perkins, is the daughter of former North Carolina Tar Heel, Olympian and 17 year NBA veteran, Sam Perkins.

UT ARLINGTON BY THE NUMBERS

Milestone Wins

100th win - 65-50 vs Texas Woman's on Nov. 13, 1979
200th win - 64-51 vs Texas Wesleyan on Feb. 2, 1987 (in Fort Worth, Texas)
300th win - 73-55 vs Nicholls State on Feb. 15, 1996
400th win - 67-63 at Louisiana Monroe on Feb. 1, 2003
500th win - 54-41 vs Texas A&M - Corpus Christi on Jan. 26, 2008
600th win - 65-58 vs Appalachian State on Feb. 13, 2016
700th win - 60-40 at Arkansas State on Feb. 26, 2021

By The Decade

1972-82: 147-135 (.521)
1982-92: 109-165 (.398)
1992-02: 135-141 (.489)
2002-12: 169-132 (.562)
2012-22: 161-131 (.551)
2022-present: 14-18 (.438)
Overall: 735-723 (.504)

ABOUT UT ARLINGTON

GENERAL INFORMATION

Location.....Arlington, Texas
 Enrollment.....48,000
 Founded.....1895
 Conference Affiliation.....Western Athletic Conference (WAC)
 President.....Jennifer Cowley (2nd Year)
 Director Of Athletics.....Jon Fagg (2nd Year)
 Associate AD/SWA.....Debbie Garcia
 Athletics Website.....UTAmavs.com
 School Colors.....Royal Blue, Orange & White

HISTORY

First Season / Current Season.....1972-73 / 52nd
 All-Time Record.....735-724 (.504)
 Record In College Park Center (2012-Present).....96-63 (.604)

Years In Western Athletic Conference..2 (2012-13, 2022-Present)
 All-Time WAC Record.....12-24 (.333)
 WAC Regular Season Championships.....0
 WAC Tournament Championships.....0

Years In Sun Belt Conference.....9 (2013-22)
 All-Time Sun Belt Record.....103-59 (.636)
 Sun Belt Regular Season Championships.....0
 Sun Belt Tournament Championships.....1 (2022)

Years In Southland Conference.....30 (1982-2012)
 All-Time Southland Record.....258-210 (.551)
 Southland Regular Season Championships.....2 (2005, 2007)
 Southland Tournament Championships.....2 (2005, 2007)

NCAA Tournament Appearances.....3 (2005, 2007, 2022)
 NCAA Tournament Record.....0-3
 WNIT Appearances.....4 (1999, 2009, 2017, 2019)
 WNIT Record.....1-4

2022-23 REVIEW

Overall Record.....14-17
 WAC Record.....8-10
 Home / Away / Neutral.....8-6 / 6-7 / 0-4
 WAC Finish.....T-8th
 WAC Tournament.....#6 Seed, Lost RD1 vs. #11 Seattle U, 80-78

Located in the heart of the Dallas-Fort Worth Metroplex, The University of Texas at Arlington is the largest institution in North Texas and the second-largest in the UT System.

- UTA is a Carnegie Research 1 institution and is also designated as a Texas Tier One institution.
- Of UT Arlington's 270,000-plus alumni, 57% live in North Texas. Maverick alumni occupy leadership positions at all 22 Fortune 500 companies headquartered in North Texas.
- UTA has a \$22.7 billion annual economic impact on the region.
- Students come from every state and more than 100 countries; UTA has the 5th-highest undergraduate diversity index the nation.
- The Wall Street Journal ranked UTA as the top public school in Texas in its 2024 Best Colleges in the U.S.
- UTA ranks No. 4 nationally on Military Times' 2022 "Best for Vets: Colleges" list.

UTA HISTORY

Founded in 1895 as Arlington College, a private school for younger children, UT Arlington had a succession of names and ownerships until it was officially designated as the University of Texas at Arlington on Mar. 13, 1967 – a couple of years after it was transferred into the University of Texas System.

- 1895-1902: Arlington College
- 1902-1913: Carlisle Military Academy
- 1913-16: Arlington Training School
- 1916-17: Arlington Military Academy
- 1917-23: Grubb's Vocational College

**Became A Branch Of The Texas A&M System In 1917*

- 1923-1949: North Texas Agricultural College
- 1949-67: Arlington State College

**Transitioned To A Four-Year Division-I School In 1959
 Became A Branch Of The University of Texas System In 1965

- 1967-Present: University of Texas at Arlington

In addition to eight name changes, UTA has undergone seven nickname alterations as well since becoming a state-supported school in 1917.

1917-21
Grubbers / Shorthorns

1921-23
Hornets

1923-49
Junior Aggies

1949-51
Blue Riders

1951-71
Rebels

1971-Present
Mavericks



The 'Mavericks' nickname originated from one of the most influential people in Texas history: **Samuel Augustus Maverick**, a lawyer, politician, land baron and signer of the Texas Declaration of Independence. **His name was the source of the term "maverick,"** which was derived from fellow ranchers who started to refer to Maverick as "independently minded" after he refused to brand his cattle. Unbranded cattle not part of the herd became labeled as "Mavericks."

Maverick was one of the largest landholders in Texas in the 1800s, owning 340,000 acres which promoted the Washington Daily Globe in 1854 to call him "the largest landholder in the world, and by far the wealthiest citizen in Texas." He was the Mayor of San Antonio from 1839-40, and **UTA utilized the "Sam Maverick" mascot (pictured above) beginning in 1983 for 2+ decades.**

2023-24 UT ARLINGTON WOMEN'S BASKETBALL



No.	Name	Pos.	Ht.	Wt.	Yr.	Hometown / Previous School(s) / High School
0	Kali Haizlip	G	5-9	So.	Puyallup, Wash. / College of Southern Idaho / Emerald Ridge HS	
2	Keiori Lee	G	5-9	Sr.	Flint, Mich. / Moberly Area Community College / Avondale HS	
3	Masengo Mutanda	G	5-7	5th Yr.	Minneapolis, Minn. / Jacksonville State / Northwest Florida State College / Armstrong HS	
5	Nya Threatt	G	5-6	So.	Missouri City, Texas / Dulles HS	
11	Cassidee Kinslow	F	6-0	Jr.	Huntington Beach, Calif. / Huntington Beach HS	
12	Avery Brittingham	F	6-1	Sr.	Fort Worth, Texas / Stephen F. Austin / Crowley HS	
13	Gia Adams	G	5-7	Jr.	Cypress, Texas / Tennessee State / Jersey Village HS	
14	Aubrey Reid	G	5-11	Fr.	Austin, Texas / Austin HS	
21	Alexsyah Goudeau	G	5-10	So.	Tahlequah, Okla. / Tahlequah HS	
22	Hannah Humphrey	G	5-8	Jr.	Kendleton, Texas / Blinn College / Lamar Consolidated HS	
23	Taliyah Clark	G	5-11	Jr.	Lynnwood, Wash. / Seattle U / Bishop Blanchet HS	
24	Miraya Perkins	F	5-11	Fr.	Dallas, Texas / Boswell HS	
31	Adéla Válková	F	6-2	5th Yr.	Šumperk, Czech Republic / Weatherford College / UTEP / Sportovní Gymnázium Ludvíka Danka	
32	Jamaya Perry	F	6-1	Fr.	Stockton, Calif. / Saint Mary's HS	
34	DJ McFarlane	C	6-3	5th Yr.	Glenn Dale, Md. / Tennessee Tech / New Hope Academy	

COACHING STAFF

Head Coach: Shereka Wright (Purdue '04 / 4th Year)

Assistant Coach: David Pierre Jr. (Grambling State '10 / 1st Year)

Assistant Coach: Rosalyn Tindel (Midwestern State '17 / 4th Year)

Assistant Coach & Recruiting Coordinator: KaeLynn Boyd (Southeastern Louisiana '16 / 4th Year)

Director of Operations: JD Brooks (North Alabama '14 / 1st Year)

Director of Player Development: Will Watkins (Wisconsin-Parkside '19 / 1st Year)

SUPPORT STAFF

Strength & Conditioning Coach: Colin Snyder (Northwestern College '20 / 1st Year)

Athletic Trainer: Stacia Coleman (Memphis '17 / 2nd Year)

Special Assistant to the Head Coach: Reagan Hukill (1st Year)

Student Manager: Evan Fortune (1st Year)

RETURN (3) / LOST (12) / NEW (12)

RETURNERS (3)

#5 So. Nya Threatt

#11 Jr. Cassidee Kinslow

#21 So. Alexsyah Goudeau

NEWCOMERS (12)

#0 So. Kali Haizlip

#2 Sr. Keiori Lee

#3 5th Yr. Masengo Mutanda

#11 Sr. Avery Brittingham

#13 Jr. Gia Adams

#14 Fr. Aubrey Reid

#22 Jr. Hannah Humphrey

#23 Jr. Taliyah Clark

#24 Fr. Miraya Perkins

#31 5th Yr. Adéla Válková

#32 Fr. Jamaya Perry

#34 5th Yr. DJ McFarlane

PRONUNCIATIONS

0: Cali haz-lip

2: Key-ah-ree (ari) Lee

3: MA-sang-O (Mango) MOO-tawn-da

5: NYE-uh THREE-t

11: CASS-uh-DEE KINZ-low

12: ey-vuh-ree Brit-ting-ham

13: GEE-uh ah-dums

14: AW-bree reed

21: UH-lex-SEE-uh GOOD-oh

22: HAN-uh hump-free

23: TUH-lee-UH Clark

24: MER-ray-UH Per-kens

31: Uh-dell-uh (Adele) VAL-co-VUH

32: JUH-my-UH peh-ree

34: dee-jay MC-far-LANE

HC: SHUH-reek-UH

AC: ROZ-uh-LINN

HEAD COACH SHEREKA WRIGHT

COACHING CAREER

2006-13: Texas Tech (Assistant)

2013-18: Alabama (Assistant)

2018-20: Vanderbilt (Associate)

2020-Present: UT Arlington (Head)

PLAYING CAREER

2001-04: Purdue

2004-06: WNBA, Phoenix Mercury



Shereka Wright, who led UT Arlington to an NCAA Tournament appearance in just her second season while capturing Sun Belt Coach of the Year accolades, has made an incredible impact on the Lady Mavs program in only three short seasons. She enters her fourth year in 2023-24. This past season, Wright guided the Lady Mavs through a multitude of injuries to finish 14-17 overall and 8-10 in conference play, although the team won four of their final six regular season games in their first season in the Western Athletic Conference since the 2012-13 year. The campaign ended with a heartbreaking loss, 80-78, to Seattle in the opening round of the WAC Tournament. While battling injuries, the Lady Mavs also played a tough non-conference schedule with matchups against nationally-ranked Arizona, Oklahoma and Baylor. They also played Toledo, which made the second round of the NCAA Tournament, as well as Kansas, which made the WNIT. The Lady Mavs finished among the nation's top five in both free throw attempts and free throws made while also ranking among the top 50 in steals per game (29th), scoring offense (49th) and turnovers forced per game (50th). In the historic 2021-22 season, Wright guided the Lady Mavs to a 20-8 record and the Sun Belt Tournament Championship. That earned the conference's automatic bid into the NCAA Tournament for the third time in school history and the first since 2007. For her efforts, Wright was named SBC Coach of the Year in addition to Texas Coach of the Year by Dave Campbell's Texas Basketball. During the season, Wright was named the HoopDirt.com National Coach of the Week after a pair of come-from-behind overtime victories over Houston and North Texas early in the season. She also guided the Lady Mavs to the program's first-ever win over a ranked opponent, defeating No. 13/17 South Florida, 61-56, on Dec. 2, 2021. Wright became the second coach in school history to have 10 or more wins in conference play in back-to-back seasons, joining just Samantha Morrow in the 2007-08 and 2008-09 seasons. She also led UTA to their best ever road record based on winning percentage at 9-2 (.818) including an incredible 7-1 record in SBC play. UTA concluded its magical season with a close loss to Iowa State in the first round of the NCAA Tournament. The 14th-seeded Lady Mavs went to Ames and nearly pulled off a massive upset, leading by five at the half and by three with less than six minutes remaining. The third-seeded Cyclones used a late rally to pick up a 78-71 win over the Lady Mavs – who would have become the first 14 seed to ever win a game in the tournament. In her first campaign as a head coach, Wright led the Lady Mavs to a 13-7 overall record, including an 11-4 finish in Sun Belt play, through an interesting season that saw multiple stoppages due to COVID opt-outs, injuries and games postponed/canceled. Wright secured her first career win in the season opener against Texas A&M-Commerce at the College Park Center. UTA went on to earn the West Division's No. 2 seed in the SBC Tourney, falling to App State in the quarterfinals. Despite the challenges that were thrown the team's way, Wright and the Lady Mavs led the Sun Belt in scoring defense (54 PPG), field goal percentage defense (34.8 percent) and three-point percentage defense (26.7 percent) while ranking top-3 in scoring margin (2nd; +7.0), three-point percentage (3rd; 32.3 percent), assists (2nd; 14.9 APG) and assist/turnover ratio (2nd; 0.9). In the national rankings, the 2020-21 edition of the Lady Mavs ranked in the Top-50 nationally in multiple categories, including scoring defense (10th), field-goal percentage (12th) and three-point percentage defense (20th).

VANDERBILT

Known nationally as a strong recruiter, Wright – who served as Vanderbilt's recruiting coordinator and associate head coach – helped bring a pair of ESPNW top 100 players to the Commodores' Class of 2019, including Koi Love, who became the first player in school history to earn back-to-back SEC Freshman of the Week honors.

ALABAMA

Prior to Vandy, Wright was a critical part of Alabama's resurgence and helped the Crimson Tide to consecutive 20-win seasons, which included the quarterfinals of the 2018 WNIT. Under Wright's tutelage, Alabama forward Ashley Williams finished her career ranked ninth in school history in scoring (1,450) and fifth in rebounding (859). Additionally, under Wright's direction, SEC All-Freshman selection Ashley Knight set the Alabama single-season record and led the league in blocks with 90, becoming the first player in program history to finish as the SEC's leader in blocks. Wright also was instrumental in constructing a signing class that ranked in the top 25 nationally, featuring both the Alabama and Mississippi high school players of the year.

TEXAS TECH

Wright began her coaching career at Texas Tech and was responsible for the perimeter players, recruiting, scouting, academics and equipment. She helped the Lady Raiders advance to the postseason five times, and posted 20+ win seasons each of the last three years – including advancing to the NCAA Tournament twice.

PLAYING CAREER

A native of Copperas Cove just west of Fort Hood, Wright was named the 2000 National High School Player of the Year at Copperas Cove High School while compiling school records in points (3,269), rebounds (1,148) and blocks (220). At the time of her graduation, she was just the 36th player in the country and only the fourth Texan to record 3,000 points in a high school career. As a senior, she averaged 25 points and 10 rebounds per game. Following her prolific high school career, Wright went on to star at Purdue University where she remains to this day the only three-time All-American in Purdue women's basketball history. She was just the third Boilermaker in program history to be named First Team All-Big Ten on three occasions, and she was a finalist for National Player of the Year as both a junior and senior. As a freshman in 2001, Wright was named to the NCAA Final Four All-Tournament Team. Wright amassed 2,251 points (2nd in Purdue history) and 793 rebounds (7th) over the course of her career to go with 177 blocked shots (10th), 291 assists (17th) and 129 steals. Her 350 offensive rebounds are the most in school history. Wright made and attempted more free throws than any player in Big Ten history, going 776 for 1,071 from the line. Throughout her four-year career, Purdue appeared in four NCAA tournaments, advancing to the national championship game in 2001, the Elite Eight in 2003 and the Sweet Sixteen in 2004. Purdue won two Big Ten regular-season titles (2001, 2002) and a pair of Big Ten Tournament crowns (2003, 2004) with Wright being named Most Outstanding Player both times. Wright, who graduated from Purdue in 2004 with a degree in health and fitness, was inducted into the Purdue Athletics Hall of Fame. Following her collegiate career, Wright was selected as the 13th overall pick in the 2004 WNBA Draft by the Detroit Shock after a stellar career at Purdue. She was traded to the Phoenix Mercury on draft night, and spent two seasons with them until an injury brought her professional playing career to an end in 2006.

UTA HEAD COACHING HISTORY

Coach	Years	W	L	Pct.
Carla Lowry	1972-73	3	7	.300
Jody Conratt	1973-76	43	39	.524
Cindy Salsler	1976-79	51	38	.573
Connie Kelch	1979-89	117	172	.405
Jerry Isler	1989-92	42	43	.494
Mike Dean	1992-00	115	105	.523
Donna Capps	2000-07	119	89	.572
Samantha Morrow	2007-13	74	97	.433
Karen Blair*	2012-13	3	5	.375
Krista Gerlich	2013-20	121	94	.563
Shereka Wright	2020-	47	35	.573
TOTAL		735	724	.504

*Blair took over for Morrow on Feb. 14, 2013 as the Interim Head Coach

HOME-COURT ADVANTAGE

UTA celebrated the 10-year anniversary of the College Park Center on Feb. 5, 2022, against Appalachian State. The CPC opened on Feb. 1, 2012, with the Mavs capping a men's and women's doubleheader with a 67-66 victory over UTSA in front of a then-school-record crowd of 6,228.

CPC ATTENDANCE HIGHS

1)	6,421	11/16/12	MBB vs. Oklahoma
2)	6,336	3/22/17	MBB vs. CSU Bakersfield (NIT)
3)	6,228	2/1/12	M/WBB vs. UTSA
4)	6,186	1/24/19	WBB vs. Georgia Southern
5)	6,105	12/3/15	MBB vs. North Texas
6)	5,714	1/16/20	WBB vs. Louisiana
7)	5,390	3/20/17	MBB vs. Akron (NIT)
8)	5,272	2/11/12	MBB vs. Texas State
9)	5,033	1/23/16	MBB vs. Little Rock
10)	5,011	2/9/17	WBB vs. Little Rock




ABOUT THE CPC

The Mavericks have called the beautiful College Park Center home since the 7,000 all chair-back seat multi-purpose arena opened in 2012. The \$78 million project broke ground on March 5, 2010, and opened less than two years later. The arena is part of a 20-acre section of campus known as the College Park District, which includes a residence hall, student apartments, a 4.62 acre park, restaurants and three parking garages. The arena features 4,055 lower bowl seats, in addition to a 2,800-square-foot hospitality suite. A distinctive feature is a center hung 4-sided Daktronics LED scoreboard with an additional end zone LED display, ribbon displays and scorer's table. The lower concourse contains sports medicine facilities, two full-sized practice courts, a 2,500-sq-ft weight room, a press center, an academic support study center and coaches' office suites. In addition to UTA basketball and volleyball games, the facility hosts a variety of concerts, speaking engagements and other events. The WNBA's Dallas Wings also call College Park Center home during their season.



YEAR	RECORD	PERCENTAGE
2011-12	1-4	.200
2012-13	3-11	.214
2013-14	3-11	.214
2014-15	10-5	.667
2015-16	7-8	.467
2016-17	11-3	.786
2017-18	13-2	.867
2018-19	12-3	.800
2019-20	12-4	.750
2020-21	8-1	.889
2021-22	8-4	.667
2022-23	8-6	.571
2023-24	0-1	.000
TOTAL	96-63	.604

TEXAS HALL -- THE HOME BEFORE COLLEGE PARK CENTER



Prior to the College Park Center, the Mavs called Texas Hall home – which was one of most unique venues in all of college athletics. Opened on Oct. 18, 1965 – with the first-ever performer being Louis Armstrong – the initial basketball game was contested on Dec. 1 that same year against East Texas State.

The on-campus proscenium theater, which is still in use today, put the Mavs and their opponent on an elevated stage with 600 bench seats on the back of the stage and the remainder of the 4,200 capacity in theater-style seating on the other side of the court separated into a lower level and balcony section.

In 1997, Sports Illustrated named Texas Hall as "The Best Place In America To Watch College Basketball." For the final 12 years in which games were played in Texas Hall, they were contested on the floor which was used at the 1999 Men's Final Four at Tropicana Field in St. Petersburg, Fla. **UTA accumulated a 351-222 (.613) all-time record on "The Stage" from 1965-2012.**

2023-24 UT ARLINGTON WOMEN'S BASKETBALL



WESTERN ATHLETIC CONFERENCE 2022-23 STANDINGS

#	SCHOOL	WAC	CONF WIN%	OVERALL	WIN%	STRK
1	Southern Utah	16-2	.889	23-10	.697	L1
2	Stephen F. Austin	15-3	.883	27-7	.794	L1
3	California Baptist	13-5	.722	22-13	.629	W3
4	Grand Canyon	12-6	.667	21-10	.677	W1
5	Utah Tech	10-8	.556	19-12	.613	L1
6	New Mexico State	10-8	.556	18-17	.514	L1
7	Abilene Christian	9-9	.500	15-15	.500	L1
8	UT Arlington	8-10	.444	14-17	.452	L2
9	Sam Houston	8-10	.444	13-17	.433	L1
10	UT Rio Grande Valley	6-12	.333	12-18	.400	L2
11	Seattle U	5-13	.278	6-24	.200	L1
12	Utah Valley	3-15	.167	6-24	.200	L7
13	Tarleton State	2-16	.111	8-21	.276	W1

2023-24 PRESEASON COACHES POLL

Rank	Team (1st-Place Votes)	Points
1	Grand Canyon (6)	93
2	Southern Utah (5)	87
3	California Baptist	83
4	Utah Tech	71
5	Stephen F. Austin	61
6	Abilene Christian	54
7	UT Arlington	53
8	UT Rio Grande Valley	42
9	Tarleton State	22
	Utah Valley	22
11	Seattle U	17

New Mexico State and Sam Houston both joined Conference USA on July 1, 2023.

PRESEASON ALL-WAC TEAM

PRESEASON PLAYER OF THE YEAR

Breaunna Gillen × 5th × G × Utah Tech

- Grace Schmidt × So. × F × California Baptist
- Trinity San Antonio × Jr. × G × Grand Canyon
- Tiarra Brown × Sr. × G/F × Grand Canyon
- Tomekia Gillen × 5th × G × Southern Utah
- Breaunna Gillen × 5th × G × Utah Tech

SEEDING SYSTEM IS BACK

Once again this season, the WAC résumé-seeding system will determine how the eight teams at the WAC Tournament will be seeded (**last season's 12 teams denoted by WAC Points in the table at the top of the page; higher point total = a better seed**).

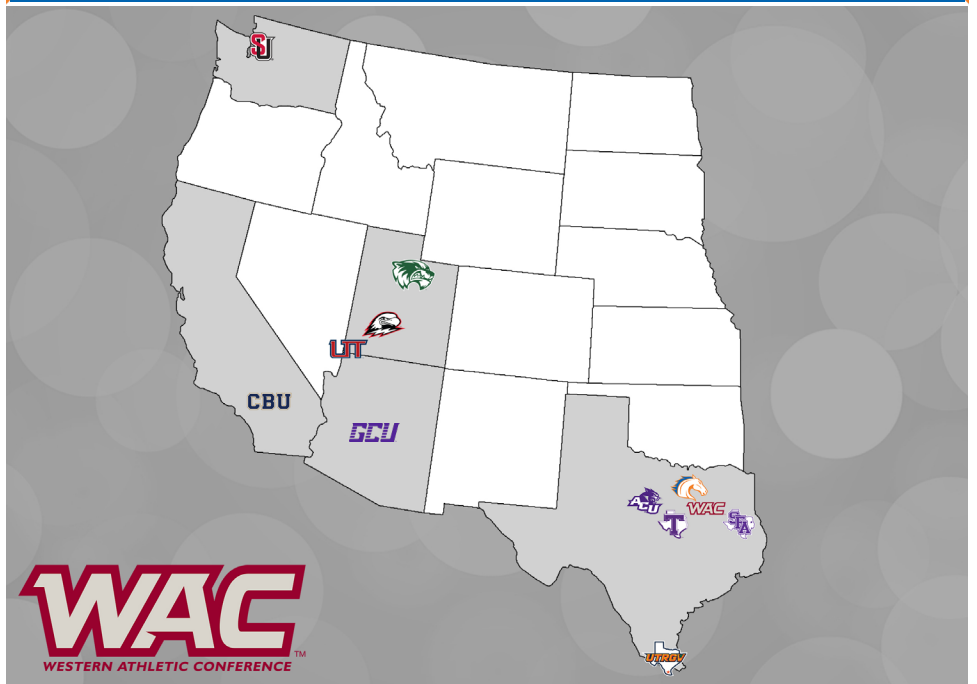
The WAC has sent at least two teams to the NCAA Tournament in 28 of the past 47 seasons. In an effort to continue enhancing its at-large prospects and protecting top seeds in March, the résumé-seeding system was introduced for the first time in 2022-23.

An algorithm will rate performance against all Division-I teams faced in the regular season, not just conference play. That will rank teams for the conference postseason tournament. Using this résumé-seeding system, teams will receive more credit for scheduling and playing stronger opponents than weaker ones. This should help the WAC have higher NET rankings, a key-criteria used by the NCAA basketball selection committees.

WAC Commissioner Brian Thornton and WAC Associate Commissioner of Basketball Drew Speraw worked with Ken Pomeroy of kenpom.com to put together the formula.

The seeding will be updated daily, and the first edition this year is scheduled to be unveiled in early December.

BACK TO THE (NEW-LOOK) WESTERN ATHLETIC CONFERENCE



2012-13 WAC MEMBERSHIP (Current Affiliation)
Denver (<i>Summit League</i>)
Idaho (<i>Big Sky Conference</i>)
Louisiana Tech (<i>Conference USA</i>)
New Mexico State (<i>Conference USA</i>)
San Jose State (<i>Mountain West Conference</i>)
Seattle U
Texas State (<i>Sun Belt Conference</i>)
Utah State (<i>Mountain West Conference</i>)
UT Arlington
UTSA (<i>American Athletic Conference</i>)

2022-23 WAC MEMBERSHIP
Abilene Christian
California Baptist
Grand Canyon
Seattle U
Southern Utah
Stephen F. Austin
UT Arlington
Tarleton State
UT Rio Grande Valley
Utah Tech
Utah Valley



In October of 2022 the WAC officially relocated its conference headquarters to the city of Arlington, less than five miles from UTA's campus. The WAC had been anchored in Denver for all but a brief stretch of its initial 60 years of existence.



2023-24 UT Arlington Women's Basketball
Season/Career Statistics
All games

Summary

Player	Season Statistics										Career Statistics									
	GP-GS	MIN/G	FG%	3FG%	FT%	R/G	A/G	STL	BLK	PTS/G	GP-GS	MIN/G	FG%	3FG%	FT%	R/G	A/G	STL	BLK	PTS/G
ADAMS, Gia	3-3	31.5	.395	.250	.750	2.0	1.3	6	0	13.3	60-59	30.9	.351	.284	.771	2.2	2.5	94	6	13.4
BRITTINGHAM, Avery	3-3	30.2	.441	.600	.857	7.3	3.0	4	2	13.0	81-50	21.0	.531	.333	.611	6.7	2.1	127	45	9.5
CLARK, Taliyah	3-2	20.7	.250	.222	.857	2.0	2.7	2	2	6.7	60-30	19.4	.376	.307	.777	2.7	1.1	53	20	7.5
HAIZLIP, Kali	3-0	10.6	.250	1.000	.500	0.7	0.3	2	0	2.0	3-0	10.6	.250	1.000	.500	0.7	0.3	2	0	2.0
HUMPHREY, Hannah	3-0	16.8	.400	.444	.000	1.0	0.3	2	0	5.3	3-0	16.8	.400	.444	.000	1.0	0.3	2	0	5.3
LEE, Keiori	3-0	10.6	.571	.000	.800	2.0	0.7	1	0	4.0	3-0	10.6	.571	.000	.800	2.0	0.7	1	0	4.0
MUTANDA, Masengo	3-1	17.9	.222	.000	.875	3.0	0.7	2	0	3.7	31-15	19.9	.324	.308	.750	3.1	0.7	20	3	4.8
PERKINS, Miraya	3-0	6.2	.000	.000	.500	1.3	0.0	0	0	0.7	3-0	6.2	.000	.000	.500	1.3	0.0	0	0	0.7
THREATT, Nya	3-3	26.1	.125	.000	.667	3.0	3.0	0	0	2.7	27-4	15.1	.287	.208	.521	2.0	1.7	17	2	3.0
VALKOVA, Adela	3-3	29.4	.524	.333	.625	4.0	0.3	0	4	9.3	18-3	7.3	.500	.250	.636	1.2	0.1	0	5	2.2

Scoring

Player	Season Statistics								Career Statistics							
	FG-FGA	FG%	3FG-3FGA	3FG%	FT-FTA	FT%	PTS	PTS/G	FG-FGA	FG%	3FG-3FGA	3FG%	FT-FTA	FT%	PTS	PTS/G
ADAMS, Gia	17-43	.395	3-12	.250	3-4	.750	40	13.3	273-777	.351	88-310	.284	172-223	.771	806	13.4
BRITTINGHAM, Avery	15-34	.441	3-5	.600	6-7	.857	39	13.0	286-539	.531	5-15	.333	196-321	.611	773	9.5
CLARK, Taliyah	6-24	.250	2-9	.222	6-7	.857	20	6.7	148-394	.376	69-225	.307	87-112	.777	452	7.5
HAIZLIP, Kali	2-8	.250	1-1	1.000	1-2	.500	6	2.0	2-8	.250	1-1	1.000	1-2	.500	6	2.0
HUMPHREY, Hannah	6-15	.400	4-9	.444	0-3	.000	16	5.3	6-15	.400	4-9	.444	0-3	.000	16	5.3
LEE, Keiori	4-7	.571	0-1	.000	4-5	.800	12	4.0	4-7	.571	0-1	.000	4-5	.800	12	4.0
MUTANDA, Masengo	2-9	.222	0-2	.000	7-8	.875	11	3.7	47-145	.324	20-65	.308	36-48	.750	150	4.8
PERKINS, Miraya	0-2	.000	0-0	.000	2-4	.500	2	0.7	0-2	.000	0-0	.000	2-4	.500	2	0.7
THREATT, Nya	2-16	.125	0-2	.000	4-6	.667	8	2.7	25-87	.287	5-24	.208	25-48	.521	80	3.0
VALKOVA, Adela	11-21	.524	1-3	.333	5-8	.625	28	9.3	16-32	.500	1-4	.250	7-11	.636	40	2.2

Totals

Player	Season Statistics									Career Statistics						
	O-REB	D-REB	TOTAL	PF	FO	A	TO	A/TO	O-REB	D-REB	TOTAL	PF	FO	A	TO	A/TO
ADAMS, Gia	1	5	6	7	0	4	5	0.8	37	96	133	156	4	152	182	0.8
BRITTINGHAM, Avery	2	20	22	11	0	9	14	0.6	203	342	545	191	3	168	167	1.0
CLARK, Taliyah	2	4	6	4	0	8	8	1.0	23	138	161	92	1	66	88	0.8
HAIZLIP, Kali	0	2	2	6	0	1	3	0.3	0	2	2	6	0	1	3	0.3
HUMPHREY, Hannah	0	3	3	1	0	1	1	1.0	0	3	3	1	0	1	1	1.0
LEE, Keiori	2	4	6	0	0	2	0	0.0	2	4	6	0	0	2	0	0.0
MUTANDA, Masengo	7	2	9	10	0	2	4	0.5	41	55	96	55	0	23	25	0.9
PERKINS, Miraya	1	3	4	2	0	0	1	0.0	1	3	4	2	0	0	1	0.0
THREATT, Nya	1	8	9	4	0	9	6	1.5	7	47	54	49	0	45	43	1.0
VALKOVA, Adela	4	8	12	11	0	1	4	0.3	8	14	22	14	0	1	9	0.1

STARTING LINEUPS GAME-BY-GAME

DATE	OPPONENT	PG	SG	SF	PF	C	RECORD / LINEUPS
Nov. 6	@ South Florida	Nya Threatt	Gia Adams	Taliyah Clark	Avery Brittingham	Adela Valkova	0-1
Nov. 10	Lamar	Nya Threatt	Gia Adams	Taliyah Clark	Avery Brittingham	Adela Valkova	0-2
Nov. 14	@ #11 Texas	Nya Threatt	Gia Adams	Masengo Mutanda	Avery Brittingham	Adela Valkova	0-1
Nov. 18	UTSA						
Nov. 24	Illinois State						
Nov. 25	North Carolina A&T						
Nov. 29	@ Abilene Christian*						
Dec. 2	Grand Canyon*						
Dec. 5	@ Colorado						
Dec. 16	@ Sam Houston						
Dec. 19	Jacksonville State						
Dec. 30	New Mexico State						
Jan. 4	Tarleton State*						
Jan. 6	Stephen F. Austin*						
Jan. 11	@ Utah Valley*						
Jan. 13	@ Seattle U*						
Jan. 18	@ UTRGV*						
Jan. 20	Abilene Christian*						
Jan. 27	@ Grand Canyon*						
Feb. 1	Southern Utah*						
Feb. 3	Utah Tech*						
Feb. 8	California Baptist*						
Feb. 10	@ Stephen F. Austin*						
Feb. 15	@ Tarleton State*						
Feb. 17	UTRGV*						
Feb. 21	@ Southern Utah*						
Feb. 24	@ Utah Tech*						
Feb. 29	Seattle U*						
Mar. 2	Utah Valley*						
Mar. 7	@ California Baptist*						
Mar. 13-16	WAC Tournament						

#0

KALI
HAIZLIP

5-9 • Sophomore • Guard
Puyallup, Wash | Emerald Ridge HS
College of Southern Idaho
Cali HAZ-lip



GAME-BY-GAME STATS

#0 HAIZLIP, Kali

Opponent	Date	GS	MIN	Total		3-Pointers		Free throws		Rebounds				PF	A	TO	BLK	STL	PTS	AVG
				FG-FGA	PCT	3FG-3FGA	PCT	FT-FTA	PCT	OFF	DEF	TOT	AVG							
at South Fla.	11/06/2023		10:49	0-2	.000	0-0	.000	0-0	.000	0	0	0	0.0	0	1	3	0	0	0	0.0
Lamar University	11/10/2023		08:26	2-4	.500	1-1	1.000	1-2	.500	0	2	2	1.0	3	0	0	0	1	6	3.0
at Texas	11/14/2023		12:35	0-2	.000	0-0	.000	0-0	.000	0	0	0	0.7	3	0	0	0	1	0	2.0
Totals		0	31:50	2-8	.250	1-1	1.000	1-2	.500	0	2	2	0.7	6	1	3	0	2	6	2.0

Player Averages

Games Played	Minutes/game	Points/game	FG Pct	3FG Pct	FT Pct	Rebounds/game	Assists/game	Turnovers/game	Assist/Turnover ratio	Steals/game	Blocks/game
3	10.6	2.0	25.0	100.0	50.0	0.7	0.3	1.0	0.3	0.7	0.0

PERSONAL BESTS

POINTS

Career	6 vs Lamar (11/10/23)
UTA	6 vs Lamar (11/10/23)
Season	6 vs Lamar (11/10/23)
Conference	TBD

REBOUNDS

Career	2 vs Lamar (11/10/23)
UTA	2 vs Lamar (11/10/23)
Season	2 vs Lamar (11/10/23)
Conference	TBD

ASSISTS

Career	1 at South Florida (11/6/23)
UTA	1 at South Florida (11/6/23)
Season	1 at South Florida (11/6/23)
Conference	TBD

BLOCKS

Career	TBD
UTA	TBD
Season	TBD
Conference	TBD

STEALS

Career	1, 2x - Last at Texas (11/14/23)
UTA	1, 2x - Last at Texas (11/14/23)
Season	1, 2x - Last at Texas (11/14/23)
Conference	TBD

FIELD GOALS MADE

Career	2 vs Lamar (11/10/23)
UTA	2 vs Lamar (11/10/23)
Season	2 vs Lamar (11/10/23)
Conference	TBD

3-POINT FIELD GOALS MADE

Career	1 vs Lamar (11/10/23)
UTA	1 vs Lamar (11/10/23)
Season	1 vs Lamar (11/10/23)
Conference	TBD

FREE THROWS MADE

Career	1 vs Lamar (11/10/23)
UTA	1 vs Lamar (11/10/23)
Season	1 vs Lamar (11/10/23)
Conference	TBD

MINUTES

Career	13 at Texas (11/14/23)
UTA	13 at Texas (11/14/23)
Season	13 at Texas (11/14/23)
Conference	TBD

CAREER STATS

HAIZLIP, Kali

SEASON	TEAM	GP-GS	MIN/AVG	Field Goals		3-Point		F-Throws		Rebounds				Scoring						
				FG-FGA	FG%	3FG-3FGA	3FG%	FT-FTA	FT%	OFF	DEF	TOT	AVG	PF	FO	A	TO	BLK	STL	PTS
2023-24	UTA	3-0	32/10.6	2-8	.250	1-1	1.000	1-2	.500	0	2	2	0.7	6-0	1	3	0	2	6	2.0
TOTAL		3-0	32/10.6	2-8	.250	1-1	1.000	1-2	.500	0	2	2	0.7	6-0	1	3	0	2	6	2.0



#2

KEIORI
LEE

5-9 • Senior • Guard
Flint, Mich. | Avondale HS
Moberly Area Community College
KEY-ah-REE (Ari) Lee

PERSONAL BESTS

POINTS

Career	9 at Texas (11/14/23)
UTA	9 at Texas (11/14/23)
Season	9 at Texas (11/14/23)
Conference	TBD

REBOUNDS

Career	4 at Texas (11/14/23)
UTA	4 at Texas (11/14/23)
Season	4 at Texas (11/14/23)
Conference	TBD

ASSISTS

Career	1, 2x - Last at Texas (11/14/23)
UTA	1, 2x - Last at Texas (11/14/23)
Season	1, 2x - Last at Texas (11/14/23)
Conference	TBD

BLOCKS

Career	TBD
UTA	TBD
Season	TBD
Conference	TBD

STEALS

Career	1 at South Florida (11/6/23)
UTA	1 at South Florida (11/6/23)
Season	1 at South Florida (11/6/23)
Conference	TBD

FIELD GOALS MADE

Career	4 at Texas (11/14/23)
UTA	4 at Texas (11/14/23)
Season	4 at Texas (11/14/23)
Conference	TBD

3-POINT FIELD GOALS MADE

Career	TBD
UTA	TBD
Season	TBD
Conference	TBD

FREE THROWS MADE

Career	3 at South Florida (11/6/23)
UTA	3 at South Florida (11/6/23)
Season	3 at South Florida (11/6/23)
Conference	TBD

MINUTES

Career	18 at Texas (11/14/23)
UTA	18 at Texas (11/14/23)
Season	18 at Texas (11/14/23)
Conference	TBD

GAME-BY-GAME STATS

#2 LEE, Keiori

Opponent	Date	GS	MIN	Total		3-Pointers		Free throws		Rebounds				PF	A	TO	BLK	STL	PTS	AVG
				FG-FGA	PCT	3FG-3FGA	PCT	FT-FTA	PCT	OFF	DEF	TOT	AVG							
at South Fla.	11/06/2023		09:59	0-3	.000	0-1	.000	3-4	.750	1	1	2	2.0	0	1	0	0	1	3	3.0
Lamar University	11/10/2023		03:36	0-0	.000	0-0	.000	0-0	.000	0	0	0	1.0	0	0	0	0	0	1.5	
at Texas	11/14/2023		18:18	4-4	1.000	0-0	.000	1-1	1.000	1	3	4	2.0	0	1	0	0	9	4.0	
Totals		0	31:53	4-7	.571	0-1	.000	4-5	.800	2	4	6	2.0	0	2	0	0	1	12	4.0

Player Averages

Games Played	Minutes/ game	Points/ game	FG Pct	3FG Pct	FT Pct	Rebounds/ game	Assists/ game	Turnovers/ game	Assist/Turnover ratio	Steals/ game	Blocks/ game
3	10.6	4.0	57.1	0.0	80.0	2.0	0.7	0.0	2.0	0.3	0.0

CAREER STATS

LEE, Keiori

SEASON TEAM	GP-GS	MIN/AVG	Field Goals		3-Point		F-Throws		Rebounds				Scoring						
			FG-FGA	FG%	3FG-3FGA	3FG%	FT-FTA	FT%	OFF	DEF	TOT	AVG	PF-FO	A	TO	BLK	STL	PTS	AVG
2023-24 UTA	3-0	32/10.6	4-7	.571	0-1	.000	4-5	.800	2	4	6	2.0	0-0	2	0	0	1	12	4.0
TOTAL	3-0	32/10.6	4-7	.571	0-1	.000	4-5	.800	2	4	6	2.0	0-0	2	0	0	1	12	4.0

#3


MASENGO
MUTANDA

5-7 • 5th Year • Guard

Minneapolis, Minn. | Armstrong HS

Northwest Florida State College | Jacksonville State

MA-sang-O (Mango) MOO-tawn-DA



GAME-BY-GAME STATS

#3 MUTANDA, Masengo

Opponent	Date	GS	MIN	Total		3-Pointers		Free throws		Rebounds				PF	A	TO	BLK	STL	PTS	AVG
				FG-FGA	PCT	3FG-3FGA	PCT	FT-FTA	PCT	OFF	DEF	TOT	AVG							
at South Fla.	11/06/2023		15:39	0-3	.000	0-1	.000	2-2	1.000	4	1	5	5.0	3	1	1	0	0	2	2.0
Lamar University	11/10/2023		21:53	1-2	.500	0-0	.000	5-6	.833	3	1	4	4.5	3	1	2	0	1	7	4.5
at Texas	11/14/2023	*	16:09	1-4	.250	0-1	.000	0-0	.000	0	0	0	3.0	4	0	1	0	1	2	3.7
Totals		1	53:41	2-9	.222	0-2	.000	7-8	.875	7	2	9	3.0	10	2	4	0	2	11	3.7

Player Averages

Games Played	Minutes/game	Points/game	FG Pct	3FG Pct	FT Pct	Rebounds/game	Assists/game	Turnovers/game	Assist/Turnover ratio	Steals/game	Blocks/game
3	17.9	3.7	22.2	0.0	87.5	3.0	0.7	1.3	0.5	0.7	0.0

PERSONAL BESTS

POINTS

Career	22 vs Kennesaw State (1/21/23)
UTA	7 vs Lamar (11/10/23)
Season	7 vs Lamar (11/10/23)
Conference	TBD

REBOUNDS

Career	9, 2x - last vs Kennesaw State (1/21/23)
UTA	5 at South Florida (11/6/23)
Season	5 at South Florida (11/6/23)
Conference	TBD

ASSISTS

Career	4 at Kennesaw State (1/19/23)
UTA	1, 2x - Last vs Lamar (11/10/23)
Season	1, 2x - Last vs Lamar (11/10/23)
Conference	TBD

BLOCKS

Career	1, 3x - last at Lipscomb (1/14/23)
UTA	TBD
Season	TBD
Conference	TBD

STEALS

Career	4 vs Shorter (11/7/22)
UTA	1, 2x - Last at Texas (11/14/23)
Season	1, 2x - Last at Texas (11/14/23)
Conference	TBD

FIELD GOALS MADE

Career	6 vs Kennesaw State (1/21/23)
UTA	1, 2x - Last at Texas (11/14/23)
Season	1, 2x - Last at Texas (11/14/23)
Conference	TBD

3-POINT FIELD GOALS MADE

Career	5 vs Kennesaw State (1/21/23)
UTA	TBD
Season	TBD
Conference	TBD

FREE THROWS MADE

Career	5 vs Kennesaw State (1/21/23)
UTA	5 vs Lamar (11/10/23)
Season	5 vs Lamar (11/10/23)
Conference	TBD

MINUTES

Career	37 at Liberty (2/2/23)
UTA	22 vs Lamar (11/10/23)
Season	22 vs Lamar (11/10/23)
Conference	TBD

CAREER STATS

MUTANDA, Masengo

SEASON	TEAM	GP-GS	MIN/AVG	Field Goals		3-Point		F-Throws		Rebounds				PF-FO		A		TO		BLK		STL		PTS		AVG	
				FG-FGA	FG%	3FG-3FGA	3FG%	FT-FTA	FT%	OFF	DEF	TOT	AVG	PF	FO	A	TO	BLK	STL	PTS	AVG						
2022-23	JSU	28-14	565/20.2	45-136	.331	20-63	.317	29-40	.725	34	53	87	3.1	45-0	21	21	3	18	139	5.0							
2023-24	UTA	3-1	54/17.9	2-9	.222	0-2	.000	7-8	.875	7	2	9	3.0	10-0	2	4	0	2	11	3.7							
TOTAL FOR UTA	3-1	54/17.9	2-9	.222	0-2	.000	7-8	.875	7	2	9	3.0	10-0	2	4	0	2	11	3.7								
TOTAL	31-15	618/19.9	47-145	.324	20-65	.308	36-48	.750	41	55	96	3.1	55-0	23	25	3	20	150	4.8								



#5 NYA THREATT

5-6 • Sophomore • Guard
Missouri City, Texas | Dulles HS
NYE-uh THREE-t

PERSONAL BESTS

POINTS	
Career	12, 2x - Last vs Utah Tech (2/4/23)
UTA	12, 2x - Last vs Utah Tech (2/4/23)
Season	5 at South Florida (11/6/23)
Conference	TBD

REBOUNDS	
Career	5 at Texas (11/14/23)
UTA	5 at Texas (11/14/23)
Season	5 at Texas (11/14/23)
Conference	TBD

ASSISTS	
Career	7 vs Grand Canyon (1/12/23)
UTA	7 vs Grand Canyon (1/12/23)
Season	4 at Texas (11/14/23)
Conference	TBD

BLOCKS	
Career	1, 2x - Last vs California Baptist (1/26/23)
UTA	1, 2x - Last vs California Baptist (1/26/23)
Season	TBD
Conference	TBD

STEALS	
Career	4 at Seattle U (2/11/23)
UTA	4 at Seattle U (2/11/23)
Season	TBD
Conference	TBD

FIELD GOALS MADE	
Career	5, 2x - Last vs Utah Tech (2/4/23)
UTA	5, 2x - Last vs Utah Tech (2/4/23)
Season	1, 2x - Last at Texas (11/14/23)
Conference	TBD

3-POINT FIELD GOALS MADE	
Career	2 vs Utah Tech (2/4/23)
UTA	2 vs Utah Tech (2/4/23)
Season	TBD
Conference	TBD

FREE THROWS MADE	
Career	3, 2x - Last at South Florida (11/6/23)
UTA	3, 2x - Last at South Florida (11/6/23)
Season	3 at South Florida (11/6/23)
Conference	TBD

MINUTES	
Career	30 vs Lamar (11/10/23)
UTA	30 vs Lamar (11/10/23)
Season	30 vs Lamar (11/10/23)
Conference	TBD

GAME-BY-GAME STATS

#5 THREATT, Nya

Opponent	Date	GS	MIN	Total		3-Pointers		Free throws		Rebounds				PF	A	TO	BLK	STL	PTS	AVG
				FG-FGA	PCT	3FG-3FGA	PCT	FT-FTA	PCT	OFF	DEF	TOT	AVG							
at South Fla.	11/06/2023	*	27:18	1-7	.143	0-1	.000	3-4	.750	0	1	1	1.0	0	2	1	0	0	5	5.0
Lamar University	11/10/2023	*	30:24	0-6	.000	0-1	.000	0-0	.000	0	3	3	2.0	1	3	0	0	0	0	2.5
at Texas	11/14/2023	*	20:45	1-3	.333	0-0	.000	1-2	.500	1	4	5	3.0	3	4	5	0	0	3	2.7
Totals		3	78:26	2-16	.125	0-2	.000	4-6	.667	1	8	9	3.0	4	9	6	0	0	8	2.7

Player Averages

Games Played	Minutes/game	Points/game	FG Pct	3FG Pct	FT Pct	Rebounds/game	Assists/game	Turnovers/game	Assist/Turnover ratio	Steals/game	Blocks/game
3	26.1	2.7	12.5	0.0	66.7	3.0	3.0	2.0	1.5	0.0	0.0

CAREER STATS

THREATT, Nya

SEASON	TEAM	GP-GS	MIN/AVG	Field Goals		3-Point		F-Throws		Rebounds				Scoring						
				FG-FGA	FG%	3FG-3FGA	3FG%	FT-FTA	FT%	OFF	DEF	TOT	AVG	PF-FO	A	TO	BLK	STL	PTS	AVG
2022-23	UTA	24-1	330/13.7	23-71	.324	5-22	.227	21-42	.500	6	39	45	1.9	45-0	36	37	2	17	72	3.0
2023-24	UTA	3-3	78/26.1	2-16	.125	0-2	.000	4-6	.667	1	8	9	3.0	4-0	9	6	0	0	8	2.7
TOTAL		27-4	408/15.1	25-87	.287	5-24	.208	25-48	.521	7	47	54	2.0	49-0	45	43	2	17	80	3.0

#11

CASSIDEE
KINSLOW

6-0 • Junior • Forward
Huntington Beach, Calif. | Huntington Beach HS
CASS-uh-DEE KINZ-low



GAME-BY-GAME STATS

PERSONAL BESTS

POINTS

Career	TBD
UTA	TBD
Season	TBD
Conference	TBD

REBOUNDS

Career	1 vs Texas Southern (11/07/22)
UTA	1 vs Texas Southern (11/07/22)
Season	TBD
Conference	TBD

ASSISTS

Career	TBD
UTA	TBD
Season	TBD
Conference	TBD

BLOCKS

Career	TBD
UTA	TBD
Season	TBD
Conference	TBD

STEALS

Career	TBD
UTA	TBD
Season	TBD
Conference	TBD

FIELD GOALS MADE

Career	TBD
UTA	TBD
Season	TBD
Conference	TBD

3-POINT FIELD GOALS MADE

Career	TBD
UTA	TBD
Season	TBD
Conference	TBD

FREE THROWS MADE

Career	TBD
UTA	TBD
Season	TBD
Conference	TBD

MINUTES

Career	4 vs Texas Southern (11/7/22)
UTA	4 vs Texas Southern (11/7/22)
Season	TBD
Conference	TBD

CAREER STATS

KINSLOW, Cassidee

SEASON	TEAM	GP-GS	MIN	Field Goals		3-Point		F-Throws		Rebounds				Scoring						
				FG	FGA	FG%	3FG	3FGA	3FG%	FT	FTA	FT%	OFF	DEF	TOT	AVG	P	PTS	AVG	
2022-23	UTA	2-0	5/2.6	0-1	.000	0-1	.000	0-0	.000	0	1	1	0.5	1-0	0	0	0	0	0	0.0
TOTAL		2-0	5/2.6	0-1	.000	0-1	.000	0-0	.000	0	1	1	0.5	1-0	0	0	0	0	0	0.0



#12 AVERY BRITTINGHAM

6-1 • Senior • Forward
Fort Worth, Texas | Crowley HS
Stephen F. Austin
aye-vuh-ree BRIT-ting-HAM

PERSONAL BESTS

POINTS	
Career	21 at Sam Houston (1/26/23)
UTA	16 at South Florida (11/6/23)
Season	16 at South Florida (11/6/23)
Conference	TBD

REBOUNDS	
Career	20 at California Baptist (1/12/23)
UTA	10 vs Lamar (11/10/23)
Season	10 vs Lamar (11/10/23)
Conference	TBD

ASSISTS	
Career	11 vs Texas Southern (11/13/22)
UTA	5 at Texas (11/14/23)
Season	5 at Texas (11/14/23)
Conference	TBD

BLOCKS	
Career	3, 5x - Last vs Sam Houston (2/23/23)
UTA	2 vs Lamar (11/10/23)
Season	2 vs Lamar (11/10/23)
Conference	TBD

STEALS	
Career	5, 2x - Last vs Texas A&M - Corpus Christi (1/6/21)
UTA	2, 2x - Last at Texas (11/14/23)
Season	2, 2x - Last at Texas (11/14/23)
Conference	TBD

FIELD GOALS MADE	
Career	9 at Sam Houston (1/26/23)
UTA	7 at South Florida (11/6/23)
Season	7 at South Florida (11/6/23)
Conference	TBD

3-POINT FIELD GOALS MADE	
Career	2 at South Florida (11/6/23)
UTA	2 at South Florida (11/6/23)
Season	2 at South Florida (11/6/23)
Conference	TBD

FREE THROWS MADE	
Career	8 at California Baptist (1/12/23)
UTA	4 at Texas (11/14/23)
Season	4 at Texas (11/14/23)
Conference	TBD

MINUTES	
Career	39, 2x - Last at UT Arlington (3/2/23)
UTA	34 vs Lamar (11/10/23)
Season	34 vs Lamar (11/10/23)
Conference	TBD

GAME-BY-GAME STATS

#12 BRITTINGHAM, Avery

Opponent	Date	GS	MIN	Total		3-Pointers		Free throws		Rebounds				PF				PTS	AVG	
				FG-FGA	PCT	3FG-3FGA	PCT	FT-FTA	PCT	OFF	DEF	TOT	AVG	PF	A	TO	BLK			STL
at South Fla.	11/06/2023	*	25:01	7-13	.538	2-2	1.000	0-0	.000	1	6	7	7.0	4	1	4	0	0	16	16.0
Lamar University	11/10/2023	*	34:03	4-10	.400	1-2	.500	2-2	1.000	1	9	10	8.5	4	3	8	2	2	11	13.5
at Texas	11/14/2023	*	31:31	4-11	.364	0-1	.000	4-5	.800	0	5	5	7.3	3	5	2	0	2	12	13.0
Totals		3	90:35	15-34	.441	3-5	.600	6-7	.857	2	20	22	7.3	11	9	14	2	4	39	13.0

Player Averages

Games Played	Minutes/ game	Points/ game	FG Pct	3FG Pct	FT Pct	Rebounds/ game	Assists/ game	Turnovers/ game	Assist/Turnover ratio	Steals/ game	Blocks/ game
3	30.2	13.0	44.1	60.0	85.7	7.3	3.0	4.7	0.6	1.3	0.7

CAREER STATS

BRITTINGHAM, Avery

SEASON	TEAM	GP-GS	MIN/AVG	Field Goals		3-Point		F-Throws		Rebounds				Scoring						
				FG-FGA	FG%	3FG-3FGA	3FG%	FT-FTA	FT%	OFF	DEF	TOT	AVG	PF-FO	A	TO	BLK	STL	PTS	AVG
2020-21	SFA	27-0	454/16.8	88-156	.564	1-6	.167	51-101	.505	68	105	173	6.4	59-1	44	35	13	51	228	8.4
2021-22	SFA	18-14	302/16.8	57-111	.514	1-1	1.000	45-65	.692	38	43	81	4.5	36-1	25	29	9	20	160	8.9
2022-23	SFA	33-33	857/26.0	126-238	.529	0-3	.000	94-148	.635	95	174	269	8.2	85-1	90	89	21	52	346	10.5
2023-24	UTA	3-3	91/30.2	15-34	.441	3-5	.600	6-7	.857	2	20	22	7.3	11-0	9	14	2	4	39	13.0
TOTAL FOR UTA	3-3		91/30.2	15-34	.441	3-5	.600	6-7	.857	2	20	22	7.3	11-0	9	14	2	4	39	13.0
TOTAL		81-50	1703/21.0	286-539	.531	5-15	.333	196-321	.611	203	342	545	6.7	191-3	168	167	45	127	773	9.5

#13

GIA
ADAMS

5-7 • Junior • Guard
Cypress, Texas | Jersey Village HS
Tennessee State
GEE-uh ah-dums



GAME-BY-GAME STATS

#13 ADAMS, Gia

Opponent	Date	GS	MIN	Total		3-Pointers		Free throws		Rebounds				PF	A	TO	BLK	STL	PTS	AVG
				FG-FGA	PCT	3FG-3FGA	PCT	FT-FTA	PCT	OFF	DEF	TOT	AVG							
at South Fla.	11/06/2023	*	30:46	3-13	.231	2-6	.333	0-0	.000	0	2	2	2.0	2	1	0	2	8	8.0	
Lamar University	11/10/2023	*	31:58	5-12	.417	0-3	.000	2-2	1.000	0	0	0	1.0	4	2	0	2	12	10.0	
at Texas	11/14/2023	*	31:37	9-18	.500	1-3	.333	1-2	.500	1	3	4	2.0	1	1	4	0	2	20	13.3
Totals		3	94:21	17-43	.395	3-12	.250	3-4	.750	1	5	6	2.0	7	4	5	0	6	40	13.3

Player Averages

Games Played	Minutes/game	Points/game	FG Pct	3FG Pct	FT Pct	Rebounds/game	Assists/game	Turnovers/game	Assist/Turnover ratio	Steals/game	Blocks/game
3	31.5	13.3	39.5	25.0	75.0	2.0	1.3	1.7	0.8	2.0	0.0

CAREER STATS

ADAMS, Gia

SEASON	TEAM	GP-GS	MIN/AVG	Field Goals		3-Point		F-Throws		Rebounds				Scoring						
				FG-FGA	FG%	3FG-3FGA	3FG%	FT-FTA	FT%	OFF	DEF	TOT	AVG	PF-FO	A	TO	BLK	STL	PTS	AVG
2021-22	TSU	31-31	942/30.4	133-404	.329	42-166	.253	92-121	.760	23	53	76	2.5	89-2	81	90	3	54	400	12.9
2022-23	TSU	26-25	817/31.4	123-330	.373	43-132	.326	77-98	.786	13	38	51	2.0	60-2	67	87	3	34	366	14.1
2023-24	UTA	3-3	94/31.5	17-43	.395	3-12	.250	3-4	.750	1	5	6	2.0	7-0	4	5	0	6	40	13.3
TOTAL FOR UTA	3-3	94/31.5	17-43	.395	3-12	.250	3-4	.750	1	5	6	2.0	7-0	4	5	0	6	40	13.3	
TOTAL	60-59	1854/30.9	273-777	.351	88-310	.284	172-223	.771	37	96	133	2.2	156-4	152	182	6	94	806	13.4	

PERSONAL BESTS

POINTS

Career	33 vs SIUE (2/17/22)
UTA	20 at Texas (11/14/23)
Season	20 at Texas (11/14/23)
Conference	TBD

REBOUNDS

Career	10 vs Fisk (11/9/21)
UTA	4 at Texas (11/14/23)
Season	4 at Texas (11/14/23)
Conference	TBD

ASSISTS

Career	7 vs UT Martin (1/12/23)
UTA	2 vs Lamar (11/10/23)
Season	2 vs Lamar (11/10/23)
Conference	TBD

BLOCKS

Career	2 vs Eastern Illinois (2/19/22)
UTA	TBD
Season	TBD
Conference	TBD

STEALS

Career	5, 2x - last vs Morehead St. (12/29/22)
UTA	2, 3x - Last at Texas (11/14/23)
Season	2, 3x - Last at Texas (11/14/23)
Conference	TBD

FIELD GOALS MADE

Career	12 vs SIUE (2/17/22)
UTA	9 at Texas (11/14/23)
Season	9 at Texas (11/14/23)
Conference	TBD

3-POINT FIELD GOALS MADE

Career	5, 3x - last at Eastern Illinois (2/4/23)
UTA	2 at South Florida (11/6/23)
Season	2 at South Florida (11/6/23)
Conference	TBD

FREE THROWS MADE

Career	9 at Georgia State (11/12/21)
UTA	2 vs Lamar (11/10/23)
Season	2 vs Lamar (11/10/23)
Conference	TBD

MINUTES

Career	40 at Eastern Illinois (1/29/22)
UTA	32, 2x - Last at Texas (11/14/23)
Season	32, 2x - Last at Texas (11/14/23)
Conference	TBD



#14 AUBREY REID

5-11 • Freshman • Guard
Austin, Texas | Austin HS
AW-bree reed

PERSONAL BESTS

POINTS	
Career	TBD
UTA	TBD
Season	TBD
Conference	TBD
REBOUNDS	
Career	TBD
UTA	TBD
Season	TBD
Conference	TBD
ASSISTS	
Career	TBD
UTA	TBD
Season	TBD
Conference	TBD
BLOCKS	
Career	TBD
UTA	TBD
Season	TBD
Conference	TBD
STEALS	
Career	TBD
UTA	TBD
Season	TBD
Conference	TBD
FIELD GOALS MADE	
Career	TBD
UTA	TBD
Season	TBD
Conference	TBD
3-POINT FIELD GOALS MADE	
Career	TBD
UTA	TBD
Season	TBD
Conference	TBD
FREE THROWS MADE	
Career	TBD
UTA	TBD
Season	TBD
Conference	TBD
MINUTES	
Career	TBD
UTA	TBD
Season	TBD
Conference	TBD

GAME-BY-GAME STATS

CAREER STATS

#21

ALEXSYAH
GOUDEAU

5-10 • Sophomore • Guard
Tahlequah, Okla. | Tahlequah HS
UH-lex-SEE-uh GOOD-oh



GAME-BY-GAME STATS

PERSONAL BESTS

POINTS

Career	15 vs Utah Tech (2/4/23)
UTA	15 vs Utah Tech (2/4/23)
Season	TBD
Conference	TBD

REBOUNDS

Career	6, 2x - Last vs Southern Utah (2/6/23)
UTA	6, 2x - Last vs Southern Utah (2/6/23)
Season	TBD
Conference	TBD

ASSISTS

Career	4 vs Utah Tech (2/4/23)
UTA	4 vs Utah Tech (2/4/23)
Season	TBD
Conference	TBD

BLOCKS

Career	2 vs North Texas (11/29/22)
UTA	2 vs North Texas (11/29/22)
Season	TBD
Conference	TBD

STEALS

Career	3, 2x - Last vs Texas A&M - Texarkana (12/11/22)
UTA	3, 2x - Last vs Texas A&M - Texarkana (12/11/22)
Season	TBD
Conference	TBD

FIELD GOALS MADE

Career	6 vs Utah Tech (2/4/23)
UTA	6 vs Utah Tech (2/4/23)
Season	TBD
Conference	TBD

3-POINT FIELD GOALS MADE

Career	2, 3x - Last vs Utah Tech (2/4/23)
UTA	2, 3x - Last vs Utah Tech (2/4/23)
Season	TBD
Conference	TBD

FREE THROWS MADE

Career	4 vs Texas A&M - Texarkana (12/11/22)
UTA	4 vs Texas A&M - Texarkana (12/11/22)
Season	TBD
Conference	TBD

MINUTES

Career	30, 2x - Last at Lamar (12/3/22)
UTA	30, 2x - Last at Lamar (12/3/22)
Season	TBD
Conference	TBD

CAREER STATS

GOUDEAU, Alexsyah

SEASON	TEAM	GP-GS	MIN/AVG	Field Goals		3-Point		F-Throws		Rebounds				Scoring						
				FG-FGA	FG%	3FG-3FGA	3FG%	FT-FTA	FT%	OFF	DEF	TOT	AVG	PF-FO	A	TO	BLK	STL	PTS	AVG
2022-23	UTA	31-11	405/13.0	31-99	.313	9-40	.225	16-30	.533	25	41	66	2.1	42-0	23	37	4	28	87	2.8
TOTAL		31-11	405/13.0	31-99	.313	9-40	.225	16-30	.533	25	41	66	2.1	42-0	23	37	4	28	87	2.8



#22

HANNAH HUMPHREY

5-8 • Junior • Guard
 Kendleton, Texas / Lamar Consolidated HS
 Blinn College
 HAN-uh hump-FREE

PERSONAL BESTS

POINTS

Career	12 at South Florida (11/6/23)
UTA	12 at South Florida (11/6/23)
Season	12 at South Florida (11/6/23)
Conference	TBD

REBOUNDS

Career	2 at South Florida (11/6/23)
UTA	2 at South Florida (11/6/23)
Season	2 at South Florida (11/6/23)
Conference	TBD

ASSISTS

Career	1 at South Florida (11/6/23)
UTA	1 at South Florida (11/6/23)
Season	1 at South Florida (11/6/23)
Conference	TBD

BLOCKS

Career	TBD
UTA	TBD
Season	TBD
Conference	TBD

STEALS

Career	1, 2x - Last at Texas (11/14/23)
UTA	1, 2x - Last at Texas (11/14/23)
Season	1, 2x - Last at Texas (11/14/23)
Conference	TBD

FIELD GOALS MADE

Career	4 at South Florida (11/6/23)
UTA	4 at South Florida (11/6/23)
Season	4 at South Florida (11/6/23)
Conference	TBD

3-POINT FIELD GOALS MADE

Career	4 at South Florida (11/6/23)
UTA	4 at South Florida (11/6/23)
Season	4 at South Florida (11/6/23)
Conference	TBD

FREE THROWS MADE

Career	TBD
UTA	TBD
Season	TBD
Conference	TBD

MINUTES

Career	24 at South Florida (11/6/23)
UTA	24 at South Florida (11/6/23)
Season	24 at South Florida (11/6/23)
Conference	TBD

GAME-BY-GAME STATS

#22 HUMPHREY, Hannah

Opponent	Date	GS	MIN	Total		3-Pointers		Free throws		Rebounds				PF	A	TO	BLK	STL	PTS	AVG
				FG-FGA	PCT	3FG-3FGA	PCT	FT-FTA	PCT	OFF	DEF	TOT	AVG							
at South Fla.	11/06/2023		23:40	4-8	.500	4-6	.667	0-2	.000	0	2	2	2.0	1	1	1	0	1	12	12.0
Lamar University	11/10/2023		11:24	0-2	.000	0-1	.000	0-0	.000	0	1	1	1.5	0	0	0	0	0	0	6.0
at Texas	11/14/2023		15:26	2-5	.400	0-2	.000	0-1	.000	0	0	0	1.0	0	0	0	1	4	5.3	
Totals		0	50:30	6-15	.400	4-9	.444	0-3	.000	0	3	3	1.0	1	1	1	0	2	16	5.3

Player Averages

Games Played	Minutes/ game	Points/ game	FG Pct	3FG Pct	FT Pct	Rebounds/ game	Assists/ game	Turnovers/ game	Assist/Turnover ratio	Steals/ game	Blocks/ game
3	16.8	5.3	40.0	44.4	0.0	1.0	0.3	0.3	1.0	0.7	0.0

CAREER STATS

HUMPHREY, Hannah

SEASON	TEAM	GP-GS	MIN/AVG	Field Goals		3-Point		F-Throws		Rebounds				PF-FO	A	TO	BLK	STL	Scoring	
				FG-FGA	FG%	3FG-3FGA	3FG%	FT-FTA	FT%	OFF	DEF	TOT	AVG						PTS	AVG
2023-24	UTA	3-0	51/16.8	6-15	.400	4-9	.444	0-3	.000	0	3	3	1.0	1-0	1	1	0	2	16	5.3
TOTAL		3-0	51/16.8	6-15	.400	4-9	.444	0-3	.000	0	3	3	1.0	1-0	1	1	0	2	16	5.3

#23

TALIYAH CLARK

5-11 • Junior • Guard
Lynnwood, Wash. | Bishop Blanchet HS
Seattle U
TUH-lee-UH Clark



GAME-BY-GAME STATS

#23 CLARK, Taliyah

Opponent	Date	GS	MIN	Total		3-Pointers		Free throws		Rebounds				PF	A	TO	BLK	STL	PTS	AVG
				FG-FGA	PCT	3FG-3FGA	PCT	FT-FTA	PCT	OFF	DEF	TOT	AVG							
at South Fla.	11/06/2023	*	23:37	3-8	.375	2-3	.667	2-2	1.000	2	0	2	2.0	2	2	3	0	0	10	10.0
Lamar University	11/10/2023	*	23:38	2-10	.200	0-5	.000	2-3	.667	0	4	4	3.0	2	4	1	2	0	6	8.0
at Texas	11/14/2023		14:42	1-6	.167	0-1	.000	2-2	1.000	0	0	0	2.0	0	2	4	0	2	4	6.7
Totals		2	61:57	6-24	.250	2-9	.222	6-7	.857	2	4	6	2.0	4	8	2	2	20	6.7	

Player Averages

Games Played	Minutes/game	Points/game	FG Pct	3FG Pct	FT Pct	Rebounds/game	Assists/game	Turnovers/game	Assist/Turnover ratio	Steals/game	Blocks/game
3	20.7	6.7	25.0	22.2	85.7	2.0	2.7	2.7	1.0	0.7	0.7

PERSONAL BESTS

POINTS

Career	25 at Utah Valley (1/26/23)
UTA	10 at South Florida (11/6/23)
Season	10 at South Florida (11/6/23)
Conference	TBD

REBOUNDS

Career	9, 2x - Last vs Tarleton State (2/9/23)
UTA	4 vs Lamar (11/10/23)
Season	4 vs Lamar (11/10/23)
Conference	TBD

ASSISTS

Career	4, 4x - Last vs Lamar (11/10/23)
UTA	4 vs Lamar (11/10/23)
Season	4 vs Lamar (11/10/23)
Conference	TBD

BLOCKS

Career	3 vs Utah Tech (2/23/23)
UTA	2 vs Lamar (11/10/23)
Season	2 vs Lamar (11/10/23)
Conference	TBD

STEALS

Career	6 vs Sam Houston (2/2/23)
UTA	2 at Texas (11/14/23)
Season	2 at Texas (11/14/23)
Conference	TBD

FIELD GOALS MADE

Career	8 vs UT Arlington (3/6/23)
UTA	3 at South Florida (11/6/23)
Season	3 at South Florida (11/6/23)
Conference	TBD

3-POINT FIELD GOALS MADE

Career	7 at Utah Valley (1/26/23)
UTA	2 at South Florida (11/6/23)
Season	2 at South Florida (11/6/23)
Conference	TBD

FREE THROWS MADE

Career	11 at Tarleton State (2/28/23)
UTA	2, 3x - Last at Texas (11/14/23)
Season	2, 3x - Last at Texas (11/14/23)
Conference	TBD

MINUTES

Career	38 vs Portland State (11/17/22)
UTA	24, 2x - Last vs Lamar (11/10/23)
Season	24, 2x - Last vs Lamar (11/10/23)
Conference	TBD

CAREER STATS

CLARK, Taliyah

SEASON	TEAM	GP-GS	MIN/AVG	Field Goals		3-Point		F-Throws		Rebounds				Scoring						
				FG-FGA	FG%	3FG-3FGA	3FG%	FT-FTA	FT%	OFF	DEF	TOT	AVG	PF	FO	A	TO	BLK	STL	PTS
2021-22	SU	28-1	328/11.7	45-86	.523	14-35	.400	16-24	.667	9	41	50	1.8	27-0	10	15	1	18	120	4.3
2022-23	SU	29-27	773/26.7	97-284	.342	53-181	.293	65-81	.802	12	93	105	3.6	61-1	48	65	17	33	312	10.8
2023-24	UTA	3-2	62/20.7	6-24	.250	2-9	.222	6-7	.857	2	4	6	2.0	4-0	8	8	2	2	20	6.7
TOTAL FOR UTA	3-2	62/20.7	6-24	.250	2-9	.222	6-7	.857	2	4	6	2.0	4-0	8	8	2	2	20	6.7	
TOTAL	60-30	1163/19.4	148-394	.376	69-225	.307	87-112	.777	23	138	161	2.7	92-1	66	88	20	53	452	7.5	



#24 MIRAYA PERKINS

5-11 • Freshman • Forward
Dallas, Texas | Boswell HS
MER-RAY-uh per-KENS

PERSONAL BESTS

POINTS	
Career	2 at Texas (11/14/23)
UTA	2 at Texas (11/14/23)
Season	2 at Texas (11/14/23)
Conference	TBD

REBOUNDS	
Career	2 at Texas (11/14/23)
UTA	2 at Texas (11/14/23)
Season	2 at Texas (11/14/23)
Conference	TBD

ASSISTS	
Career	TBD
UTA	TBD
Season	TBD
Conference	TBD

BLOCKS	
Career	TBD
UTA	TBD
Season	TBD
Conference	TBD

STEALS	
Career	TBD
UTA	TBD
Season	TBD
Conference	TBD

FIELD GOALS MADE	
Career	TBD
UTA	TBD
Season	TBD
Conference	TBD

3-POINT FIELD GOALS MADE	
Career	TBD
UTA	TBD
Season	TBD
Conference	TBD

FREE THROWS MADE	
Career	2 at Texas (11/14/23)
UTA	2 at Texas (11/14/23)
Season	2 at Texas (11/14/23)
Conference	TBD

MINUTES	
Career	9 at Texas (11/14/23)
UTA	9 at Texas (11/14/23)
Season	9 at Texas (11/14/23)
Conference	TBD

GAME-BY-GAME STATS

#24 PERKINS, Miraya

Opponent	Date	GS	MIN	Total		3-Pointers		Free throws		Rebounds				PF	A	TO	BLK	STL	PTS	AVG
				FG-FGA	PCT	3FG-3FGA	PCT	FT-FTA	PCT	OFF	DEF	TOT	AVG							
at South Fla.	11/06/2023		02:56	0-0	.000	0-0	.000	0-0	.000	0	1	1	1.0	0	0	0	0	0	0	0.0
Lamar University	11/10/2023		06:17	0-0	.000	0-0	.000	0-0	.000	0	1	1	1.0	1	0	1	0	0	0	0.0
at Texas	11/14/2023		09:23	0-2	.000	0-0	.000	2-4	.500	1	1	2	1.3	1	0	0	0	0	2	0.7
Totals		0	18:36	0-2	.000	0-0	.000	2-4	.500	1	3	4	1.3	2	0	1	0	0	2	0.7

Player Averages

Games Played	Minutes/game	Points/game	FG Pct	3FG Pct	FT Pct	Rebounds/game	Assists/game	Turnovers/game	Assist/Turnover ratio	Steals/game	Blocks/game
3	6.2	0.7	0.0	0.0	50.0	1.3	0.0	0.3	0.0	0.0	0.0

CAREER STATS

LEE, Keiori

SEASON TEAM	GP-GS	MIN/AVG	Field Goals		3-Point		F-Throws		Rebounds				Scoring						
			FG-FGA	FG%	3FG-3FGA	3FG%	FT-FTA	FT%	OFF	DEF	TOT	AVG	PF-FO	A	TO	BLK	STL	PTS	AVG
2023-24 UTA	3-0	32/10.6	4-7	.571	0-1	.000	4-5	.800	2	4	6	2.0	0-0	2	0	0	1	12	4.0
TOTAL	3-0	32/10.6	4-7	.571	0-1	.000	4-5	.800	2	4	6	2.0	0-0	2	0	0	1	12	4.0

#31

ADELA
VALKOVA

6-2 • 5th Year • Forward

Šumperk, Czech Republic | Sportovní Gymnázium Ludvíka Danka

Weatherford College | UTEP

Uh-dell-uh (Adele) VAL-co-VUH



GAME-BY-GAME STATS

#31 VALKOVA, Adela

Opponent	Date	GS	MIN	Total		3-Pointers		Free throws		Rebounds				PF				PTS	AVG	
				FG-FGA	PCT	3FG-3FGA	PCT	FT-FTA	PCT	OFF	DEF	TOT	AVG	PF	A	TO	BLK			STL
at South Fla.	11/06/2023	*	30:17	2-6	.333	1-2	.500	0-0	.000	1	4	5	5.0	4	1	0	0	0	5	5.0
Lamar University	11/10/2023	*	28:21	5-8	.625	0-0	.000	5-8	.625	2	3	5	5.0	4	0	0	3	0	15	10.0
at Texas	11/14/2023	*	29:34	4-7	.571	0-1	.000	0-0	.000	1	1	2	4.0	3	0	4	1	0	8	9.3
Totals		3	88:12	11-21	.524	1-3	.333	5-8	.625	4	8	12	4.0	11	1	4	4	0	28	9.3

Player Averages

Games Played	Minutes/game	Points/game	FG Pct	3FG Pct	FT Pct	Rebounds/game	Assists/game	Turnovers/game	Assist/Turnover ratio	Steals/game	Blocks/game
3	29.4	9.3	52.4	33.3	62.5	4.0	0.3	1.3	0.3	0.0	1.3

PERSONAL BESTS

POINTS

Career	15 vs Lamar (11/10/23)
UTA	15 vs Lamar (11/10/23)
Season	15 vs Lamar (11/10/23)
Conference	TBD

REBOUNDS

Career	5, x2 - Last vs Lamar (11/10/23)
UTA	5, x2 - Last vs Lamar (11/10/23)
Season	5, x2 - Last vs Lamar (11/10/23)
Conference	TBD

ASSISTS

Career	1 at South Florida (11/6/23)
UTA	1 at South Florida (11/6/23)
Season	1 at South Florida (11/6/23)
Conference	TBD

BLOCKS

Career	3 vs Lamar (11/10/23)
UTA	3 vs Lamar (11/10/23)
Season	3 vs Lamar (11/10/23)
Conference	TBD

STEALS

Career	TBD
UTA	TBD
Season	TBD
Conference	TBD

FIELD GOALS MADE

Career	5 vs Lamar (11/10/23)
UTA	5 vs Lamar (11/10/23)
Season	5 vs Lamar (11/10/23)
Conference	TBD

3-POINT FIELD GOALS MADE

Career	1 at South Florida (11/6/23)
UTA	1 at South Florida (11/6/23)
Season	1 at South Florida (11/6/23)
Conference	TBD

FREE THROWS MADE

Career	5 vs Lamar (11/10/23)
UTA	5 vs Lamar (11/10/23)
Season	5 vs Lamar (11/10/23)
Conference	TBD

MINUTES

Career	30, 2x - Last at Texas (11/14/23)
UTA	30, 2x - Last at Texas (11/14/23)
Season	30, 2x - Last at Texas (11/14/23)
Conference	TBD

CAREER STATS

VALKOVA, Adela

SEASON	TEAM	GP-GS	MIN/AVG	Field Goals		3-Point		F-Throws		Rebounds				PF				Scoring		
				FG-FGA	FG%	3FG-3FGA	3FG%	FT-FTA	FT%	OFF	DEF	TOT	AVG	PF	FO	A	TO	BLK	STL	PTS
2022-23	UTEP	15-0	44/29.9	5-11	.455	0-1	.000	2-3	.667	4	6	10	0.7	3-0	0	5	1	0	12	0.8
2023-24	UTA	3-3	88/29.4	11-21	.524	1-3	.333	5-8	.625	4	8	12	4.0	11-0	1	4	4	0	28	9.3
TOTAL FOR UTA	3-3	88/29.4	11-21	.524	1-3	.333	5-8	.625	4	8	12	4.0	11-0	1	4	4	0	28	9.3	
TOTAL	18-3	132/7.3	16-32	.500	1-4	.250	7-11	.636	8	14	22	1.2	14-0	1	9	5	0	40	2.2	



#32

JAMAYA
PERRY

6-1 • Freshman • Forward
Stockton, Calif. | Saint Mary's HS
JUH-my-UH peh-ree

PERSONAL BESTS

POINTS	
Career	TBD
UTA	TBD
Season	TBD
Conference	TBD
REBOUNDS	
Career	TBD
UTA	TBD
Season	TBD
Conference	TBD
ASSISTS	
Career	TBD
UTA	TBD
Season	TBD
Conference	TBD
BLOCKS	
Career	TBD
UTA	TBD
Season	TBD
Conference	TBD
STEALS	
Career	TBD
UTA	TBD
Season	TBD
Conference	TBD
FIELD GOALS MADE	
Career	TBD
UTA	TBD
Season	TBD
Conference	TBD
3-POINT FIELD GOALS MADE	
Career	TBD
UTA	TBD
Season	TBD
Conference	TBD
FREE THROWS MADE	
Career	TBD
UTA	TBD
Season	TBD
Conference	TBD
MINUTES	
Career	TBD
UTA	TBD
Season	TBD
Conference	TBD

GAME-BY-GAME STATS

CAREER STATS

#34

DJ
MCFARLANE

6-3 • 5th Year • Center
Glenn Dale, Md. | New Hope Academy
Tennessee Tech
dee-jay MC-far-LANE



GAME-BY-GAME STATS

PERSONAL BESTS

POINTS

Career	6 vs Tennessee State (1/16/21)
UTA	TBD
Season	TBD
Conference	TBD

REBOUNDS

Career	4 vs Tennessee Wesleyan (12/13/22)
UTA	TBD
Season	TBD
Conference	TBD

ASSISTS

Career	TBD
UTA	TBD
Season	TBD
Conference	TBD

BLOCKS

Career	1, 2x - Last vs Lindenwood (2/16/23)
UTA	TBD
Season	TBD
Conference	TBD

STEALS

Career	1, 2x - Last vs Bethel (11/9/21)
UTA	TBD
Season	TBD
Conference	TBD

FIELD GOALS MADE

Career	3 vs Tennessee State (1/16/21)
UTA	TBD
Season	TBD
Conference	TBD

3-POINT FIELD GOALS MADE

Career	TBD
UTA	TBD
Season	TBD
Conference	TBD

FREE THROWS MADE

Career	3 at Lindenwood (12/31/22)
UTA	TBD
Season	TBD
Conference	TBD

MINUTES

Career	11 vs Tennessee Wesleyan (12/13/22)
UTA	TBD
Season	TBD
Conference	TBD

CAREER STATS

MCFARLANE, Dj

SEASON	TEAM	GP-GS	MIN/AVG	Field Goals		3-Point		F-Throws		Rebounds				Scoring						
				FG-FGA	FG%	3FG-3FGA	3FG%	FT-FTA	FT%	OFF	DEF	TOT	AVG	PF-FO	A	TO	BLK	STL	PTS	AVG
2019-20	TNTech	5-0	12/2.4	0-4	.000	0-0	.000	2-4	.500	3	3	6	1.2	4-0	0	2	1	0	2	0.4
2020-21	TNTech	4-0	21/5.4	5-7	.714	0-0	.000	0-0	.000	1	4	5	1.3	6-0	5	0	1	10	2.5	
2021-22	TNTech	3-0	15/4.9	1-3	.333	0-0	.000	0-0	.000	1	3	4	1.3	3-0	0	3	0	1	2	0.7
2022-23	TNTech	13-1	51/3.9	6-10	.600	0-0	.000	4-7	.571	3	8	11	0.8	12-1	0	8	1	0	16	1.2
TOTAL FOR UTA	0-0	0/0.0	0-0	.000	0-0	.000	0-0	.000	0	0	0	0.0	0-0	0	0	0	0	0	0	0.0
TOTAL	25-1	99/4.0	12-24	.500	0-0	.000	6-11	.545	8	18	26	1.0	25-1	0	18	2	2	30	1.2	



UT ARLINGTON WOMEN'S BASKETBALL

2023-24 ROSTER



0

KALI HAIZLIP
5-9 SO. GUARD
PUYALLUP, WASH.



2

KEIORI LEE
5-9 SR. GUARD
FLINT, MICH.



3

MASEGO MUTANDA
5-7 5TH YR. GUARD
MINNEAPOLIS, MINN.



5

NYA THREATT
5-6 SO. GUARD
MISSOURI CITY, TEXAS



11

CASSIDEE KINSLOW
6-0 JR. FORWARD
HUNTINGTON BEACH, CALIF.



12

AVERY BRITTINGHAM
6-1 SR. FORWARD
FORT WORTH, TEXAS



13

GIA ADAMS
5-7 JR. GUARD
CYPRESS, TEXAS



14

AUBREY REID
5-11 FR. GUARD
AUSTIN, TEXAS



21

ALEXSYAH GOUDEAU
5-10 SO. GUARD
TAHLEQUAH, OKLA.



22

HANNAH HUMPHREY
5-8 JR. GUARD
KENDLETON, TEXAS



23

TALIYAH CLARK
5-11 JR. GUARD
LYNNWOOD, WASH.



24

MIRAYA PERKINS
5-11 FR. FORWARD
DALLAS, TEXAS



31

ADÉLA VÁLKOVÁ
6-2 5TH YR. FORWARD
ŠUMPERK, CZECH REPUBLIC



32

JAMAYA PERRY
6-1 FR. FORWARD
STOCKTON, CALIF.



34

DJ MCFARLANE
6-3 5TH YR. CENTER
GLENN DALE, MD.



SHEREKA WRIGHT
HEAD COACH
4TH SEASON



DAVID PIERRE JR.
ASSISTANT COACH
1ST SEASON



ROSALYN TINDEL
ASSISTANT COACH
4TH SEASON



KAELYNN BOYD
ASSISTANT COACH / RECRUITING COORDINATOR
4TH SEASON




JD BROOKS
DIRECTOR OF BASKETBALL OPERATIONS
1ST SEASON



WILL WATKINS
DIRECTOR OF PLAYER DEVELOPMENT
1ST SEASON



STACIA COLEMAN
ATHLETIC TRAINER
2ND SEASON



COLIN SNYDER
STRENGTH & CONDITIONING COACH
1ST SEASON



REAGAN HUKILL
SPECIAL ASSISTANT TO THE HEAD COACH
1ST SEASON



EVAN FORTUNE
STUDENT MANAGER
1ST SEASON