



UTSA ROADRUNNERS BASKETBALL

ATHLETICS COMMUNICATIONS CONTACT: Michael Stambaugh (michael.stambaugh@utsa.edu; C: 785-979-5721)

OCTOBER (2-0 IN EXHIBITIONS)

24	TRINITY (EXH.) [ESPN+]	W, 100-70
30	MCMURRY (EXH.) [ESPN+]	W, 125-84

NOVEMBER (2-3)

6	WESTERN ILLINOIS [ESPN+]	W, 78-68 (OT)
10	at Minnesota [Peacock]	L, 76-102
14	at Lamar [ESPN+]	L, 82-90
17	at Texas State [ESPN+]	L, 62-72
20	at Houston Christian [ESPN+]	W, 89-87
24	JACKSONVILLE STATE [ESPN+] [^]	12 p.m.
25	UIW [ESPN+] [^]	3 p.m.
30	LAMAR [ESPN+]	8 p.m.

DECEMBER (0-0)

10	ARKANSAS-FORT SMITH [ESPN+]	12 p.m.
13	at Little Rock [ESPN+]	6:30 p.m.
17	at Oregon State [Pac-12 Networks]	2 p.m.
21	ARMY WEST POINT [ESPN+]	7 p.m.
28	PRAIRIE VIEW A&M [ESPN+]	7 p.m.

JANUARY (0-0)

2	UAB* [ESPNU]	7 p.m.
6	at Rice* [ESPN+]	2 p.m.
10	at Memphis* [ESPN+]	7 p.m.
13	CHARLOTTE* [ESPNU]	2 p.m.
17	at Tulsa* [ESPN+]	7 p.m.
21	FLORIDA ATLANTIC* [ESPN+]	2 p.m.
24	TULANE* [ESPN+]	7 p.m.
27	at South Florida* [ESPN+]	3 p.m.

FEBRUARY (0-0)

3	RICE* [ESPN+]	2 p.m.
7	at Wichita State* [ESPN+]	6:30 p.m.
10	EAST CAROLINA* [ESPNU]	2 p.m.
15	at Charlotte* [ESPN+]	6 p.m.
18	at Temple* [ESPN+]	1 p.m.
21	SOUTH FLORIDA* [ESPNU]	7 p.m.
24	at North Texas* [ESPNU]	3 p.m.
28	TULSA* [ESPN+]	7 p.m.

MARCH (0-0)

2	at SMU* [ESPN+]	2 p.m.
10	TEMPLE* [ESPN+]	2 P.M.
13-17	American Athletic Conference Championships Fort Worth, Texas (Dickies Arena)	TBA

HOME GAME AT THE CONVOCATION CENTER

[^] - Roadrunner/Cardinal Classic (San Antonio, Texas)

* - AAC Game

All times CENTRAL

Dates and times subject to change



UTSA ROADRUNNERS

(2-3, 0-0 AAC)

VS



JACKSONVILLE STATE GAMECOCKS

(1-4, 0-0 CUSA)

12:00 p.m. • November 24, 2023

Convocation Center • San Antonio, Texas

HEADLINES AND STORYLINES

- UTSA is back at home for the first time since the Western Illinois season opener on Nov. 6 for the second home game of UTSA's 43rd season.
- This is the first meeting of the series, but JSU's Ray Harper is 2-0 vs. UTSA.
- UTSA snapped a three-game losing skid in Houston with an 89-87 win over Houston Christian on Monday, wrapping up three games in six days.
- The Roadrunners are still looking for a steady standout, with four different scoring leaders through five games.
- The 2022-23 Roadrunners saw 12 players depart in the offseason. That group accounted for 88 percent of UTSA's minutes, 91.6 percent of points, 89.5 percent of rebounds, 87.4 percent of assists and 87.6 percent of steals.
- Grad guard/forward Dre Fuller Jr. went off in the second half on Monday, scoring 18 of his career-high 24 points after halftime. Fuller shot 8-for-15 with three from long range and also accounted for four rebounds, two assists and two blocks in the win.
- Junior guard Christian Tucker had 15 points and 8 assists (matching career high) at HCU. Registering at least three assists in every game this year, Tucker sits atop the American Athletic Conference leader boards in both assists (30) and assists per game (6.0), ranking 18th and 23rd in the NCAA, respectively. He also ranks 36th nationally and fourth in the AAC with a 4.29 assist-to-turnover ratio.
- As a team, UTSA is only committing 10.4 turnovers per game, which is third in the AAC and 69th in the NCAA.

SETTING THE SCENE

Live Video ESPN+

Karl Schoening (play-by-play)
Devin Brown (analyst)

Radio The Bull 93.3

Jay Howard (play-by-play)
Tim Carter (analyst)

Pregame show starts 30 minutes before tipoff

Series vs. Jacksonville State:

First Meeting

Last Meeting: N/A

UTSA HEAD COACH STEVE HENSON

(Kansas State, 1990)

Career Record: 101-126 (8th year)

UTSA Record: same

Record vs. Jacksonville State: 0-0

JACKSONVILLE STATE HEAD COACH RAY HARPER

(Kentucky Wesleyan, 1985)

Career Record: 472-224 (25th year)

Jacksonville State Record: 133-98 (8th year)

Record vs. UTSA: 2-0

WE ARE UTSA

When referencing University of Texas at San Antonio Athletics, PLEASE USE THE ACRONYM **UTSA** AND THE NICKNAME **ROADRUNNERS**. Please refrain from using UT-San Antonio, Texas-San Antonio, UT-SA, or any other variation. UTSA's current branding standards use the Roadrunner head as its primary logo. Please refrain from using "stacked" UTSA logo.



@UTSAMBB

THE UTSA BASKETBALL SHOW

SELECTED DATES

Hosted by Andy Everett, **The UTSA Basketball Show Show** airs on select days during the American Athletic Conference season. Fans can join the show live at the **Chicken N Pickle**, on the east side of I-10 off UTSA Blvd (5215 UTSA Boulevard, 78249) via a live stream on the UTSA Athletics Facebook page, or tune in to The Sports Radio AM 760 The Ticket and Ticket760.com and everywhere fans want to listen via the free all-in-one iHeartRadio app.

Jan 8	Jan 23	Feb 5	Feb 20	March 6
Jan 15	Jan 29	Feb 12	Feb 26	March 18

UTSA ROADRUNNERS AT A GLANCE

Last Game Starters	Pos.	Ht.	Wt.	Cl.-Exp.	Hometown	G-GS	PTS	RB	Player Notes
3 Trey Edmonds	F/C	6-10	255	Jr.-TR	Aurora, Colo.	5-5	9.6	7.4	Utah Tech Transfer: 53 GP
4 Dre Fuller Jr.	G	6-6	220	GR-TR	Fayetteville, N.C.	5-5	12.6	6.4	5.7 ppg, 3.4 rpg, 67G: @UCF
5 Adante' Holiman	PG	6-0	175	So.-TR	McAlester, Okla.	5-5	11.4	1.8	7.5 ppg, 3 apg: @UTRGV
11 Isaiah Wyatt	G/F	6-4	220	r-Jr.-TR	Toledo, Ohio	5-1	7.0	3.4	Chadron St. Trfr: 15.2 ppg
22 Christian Tucker	G	6-3	178	Jr.-2L	Chandler, Ariz.	5-5	11.4	3.0	Career 60G, 4.5 ppg, 1.53 apg


Key Reserves	Pos.	Ht.	Wt.	Cl.-Exp.	Hometown	G-GS	PTS	RB	Player Notes
2 Carlton Liguard Jr.	C	7-0	225	r-Sr.-TR	San Antonio, Texas	5-4	6.8	7.0	K-State Transfer: 32 GP
21 PJ Carter	G	6-5	175	Jr.-TR	Atlanta, Ga.	5-0	8.8	1.0	16.3 ppg, 2.6 rpg: @GHC
10 Chandler Cuthrell	F	6-8	220	Jr.-TR	Baltimore, Md.	5-0	5.4	5.4	7.2 ppg, 3.0 rpg @Odessa
0 Nazar Mahmoud	G	6-5	180	Fr.-HS	Leander, Texas	5-0	2.0	0.6	3★ HS recruit, 20.6 ppg
14 Massal Diouf	F	6-9	240	So.-1L	Gouda, Netherlands	5-0	2.4	1.6	Ret. Starter: 27G/21 GS



2023-24 UTSA MEN'S BASKETBALL ROSTER




0
NAZAR MAHMOUD
 G • 6-5 • 180 • FR.
 LEANDER, TEXAS



1
JORDAN IVY-CURRY
 G • 6-3 • 175 • JR.
 LA MARQUE, TEXAS



2
CARLTON LINGUARD JR.
 C • 7-0 • 225 • R-SR.
 SAN ANTONIO, TEXAS



3
TREY EDMONDS
 F/C • 6-10 • 255 • JR.
 AURORA, COLO.



4
DRE FULLER JR.
 G • 6-6 • 220 • GR
 FAYETTEVILLE, N.C.



5
ADANTE HOLIMAN
 PG • 6-0 • 175 • SO.
 McALESTER, OKLA.



10
CHANDLER CUTHRELL
 F • 6-8 • 220 • JR.
 BALTIMORE, MD.



11
ISAIAH WYATT
 G/F • 6-4 • 220 • R-JR.
 TOLEDO, OHIO



12
JOSH REID
 F • 6-7 • 220 • JR.
 HAVELOCK, N.C.



14
MASSAL DIOUF
 F • 6-9 • 240 • SO.
 GOUDA, NETHERLANDS




20
JUAN REYNA
 PG • 6-3 • 185 • JR.
 SAN ANTONIO, TEXAS



21
PJ CARTER
 G • 6-5 • 175 • JR.
 ATLANTA, GA.



22
CHRISTIAN TUCKER
 G • 6-3 • 178 • JR.
 CHANDLER, ARIZ.




23
BLESSING ADESIPE
 G/F • 6-6 • 210 • JR.
 HOUSTON, TEXAS



25
JUSTIN THOMAS
 G • 6-7 • 180 • JR.
 BATON ROUGE, LA.



STEVE HENSON
 HEAD COACH
 EIGHTH SEASON



MIKE PECK
 ASSOCIATE HEAD COACH
 EIGHTH SEASON



ADAM HOOD
 ASSISTANT COACH
 EIGHTH SEASON



KURTIS DARDEN
 ASSISTANT COACH
 FIRST SEASON



CHRIS ARTIS
 DIRECTOR OF OPERATIONS
 FIRST SEASON



J.R. HARRIS
 VIDEO COORDINATOR
 FIRST SEASON



J.P. LEWIS
 GRADUATE ASSISTANT
 FIRST SEASON



DAVID STROTHER
 GRADUATE ASSISTANT
 FIRST SEASON



RHODIE MOSS
 INTERIM ATHLETIC TRAINER
 SECOND SEASON



JOSHUA WASHINGTON
 SPORTS PERFORMANCE COACH
 FIRST SEASON



**AMERICAN ATHLETIC CONFERENCE
STANDINGS (NOV. 23)**

predicted finish/votes in (##/##)

Rk.	Institution	AAC	Overall
1.	(RV) Memphis (2nd/3)	0-0	5-0
2.	Tulsa (10th)	0-0	4-0
3.	Wichita State (8th)	0-0	5-1
4.	Tulane (3rd)	0-0	4-1
5.	Florida Atlantic (1st/11)	0-0	3-1
6.	East Carolina (5th)	0-0	4-2
	SMU (7th)	0-0	4-2
8.	Charlotte (13th)	0-0	3-2
	North Texas (6th)	0-0	3-2
	Temple (12th)	0-0	3-2
	UAB (4th)	0-0	3-2
12.	South Florida (9th)	0-0	2-2
13.	UTSA (14th)	0-0	2-3
14.	Rice (11th)	0-0	1-4



UTSA QUICK FACTS

GENERAL INFORMATION

Name of Institution: The University of Texas at San Antonio
Preferred Institution Reference: UTSA
Location: San Antonio, Texas
Founded: 1969
Enrollment: 34,864
Nickname: Roadrunners
School Colors: Navy Blue (PMS 289), Orange (PMS 1665) & White
Arena (Capacity): Convocation Center (2,650)
Year Opened: 1975
Conference: American Athletic Conference
President: Dr. Taylor Eighmy (Tufts, 1980)
Director of Athletics: Dr. Lisa Campos (Colorado State)
Athletic Department Phone: 210.458.4444
Ticket Office Phone: 210.458.UTSA (8872)

TEAM INFORMATION

2022-23 Overall Record: 10-22
Home: 8-10
Away: 2-11
Neutral: 0-1
Conference Record/Finish: 4-16/11th
Lettermen Returning/Lost: 3/12
Starters Returning/Lost: 1/4
Newcomers: 12

HISTORY

First Year of Basketball: 1981-82
All-Time Record: 613-636 (.491)
All-Time Conference Record (pct.): 325-318 (.505)
Conference Regular Season Championships: 3
 1990-91 (Trans America Athletic Conference)
 1991-92 (Southland Conference) • 2003-04 (Southland)
Conference Tournament Championships: 4
 1988 (Trans America Athletic Conference) • 1999 (Southland Conference) • 2004 (Southland) • 2011 (Southland)
NCAA Tournament Appearances/Record: 4/1-4 (.200)
 1988 • 1999 • 2004 • 2011
Last NCAA Postseason Opponent/Result: 2011
 Lost to No. 1 seed Ohio State, 75-46 (March 18, 2011)

2023-24 UTSA ROADRUNNERS

No.	Name	Pos.	Ht.	Wt.	Yr.-Exp.	Hometown/Previous School
0	Nazar Mahmoud	G	6-5	180	Fr.-HS	Leander, Texas/Spring Creek Academy
1	Jordan Ivy-Curry	G	6-3	175	Jr.-2L	La Marque, Texas/La Marque HS/Pacific
2	Carlton Linguard Jr.	C	7-0	225	r-Sr.-TR	San Antonio, Texas/Stevens HS/Temple CC/Kansas State
3	Trey Edmonds	F/C	6-10	255	Jr.-TR	Aurora, Colo./George Washington HS/Utah Tech
4	Dre Fuller Jr.	G	6-6	220	GR-TR	Fayetteville, N.C./Admiral Farragut Academy/UCF
5	Adante' Holiman	PG	6-0	175	So.-TR	McAlester, Okla./McAlester HS/UT Rio Grande Valley
10	Chandler Cuthrell	F	6-8	220	Jr.-TR	Baltimore, Md./Baltimore City College/Odesa College
11	Isaiah Wyatt	G/F	6-4	220	r-Jr.-TR	Toledo, Ohio/N. Crowley HS/SW Christian CC/Chadron St.
12	Josh Reid	F	6-7	220	Jr.-Tr	Havelock, N.C./Village Christian Acad./Gulf Coast Clg.
14	Massal Diouf	F	6-9	240	So.-1L	Gouda, Netherlands/Western Canada Prep Academy
20	Juan Reyna	PG	6-3	185	Jr.-TR	San Antonio, Texas/Duncanville HS/Alabama State/Campbell
21	PJ Carter	G	6-5	175	Jr.-TR	Atlanta, Ga./Langston Hughes HS/Campbell/Georgia Highlands
22	Christian Tucker	G	6-3	178	Jr.-2L	Chandler, Ariz./Gilbert Perry HS
23	Blessing Adesipe	G/F	6-6	210	Jr.-TR	Houston, Texas/Alief Taylor HS/Miles [MT]
25	Justin Thomas	G	6-7	180	Jr.-TR	Baton Rouge, La./Village Christian Acad. (NC)/Queens (NC)/Milwaukee

Head Coach: Steve Henson (Eighth season • Kansas State, 1990)
Associate Head Coach: Mike Peck (Eighth season • Northwood, 1993)
Assistant Coach: Adam Hood (Eighth season • Air Force, 2008)
Assistant Coach: Kurtis Darden (First season • Pfeiffer, 2003)
Director of Operations: Chris Artis (First season • Valparaiso, 1998)
Video Coordinator: J.R. Harris (First season • UTSA, 2017)
Graduate Assistant: J.P. Lewis (First Season • Georgia Southern, 2023)
Graduate Assistant: David Strother (First Season • UNC Pembroke, 2022)
Assistant Athletic Trainer: Jiana Hook (Third season • San Diego State, 2016)
Interim Athletic Trainer: Rhodie Moss (Second Season • Texas State/BYU, 2005/2007)

PRONUNCIATION GUIDE

23	Blessing Adesipe (uh-DAY-SHIP-ay)
10	Chandler Cuthrell (Cue-TRULL)
5	Adante' (uh-DAWN-tay)
	Holiman (HAUL - uh - mun)
14	Massal (muh-SAUL) Diouf (Joof)
0	Nazar (Nuh-ZAHR) Mahmoud (MAHK-mood)
20	Juan Reyna (RAY-nuh)

SETTING THE STAGE

- Fresh off a slump-snapping road win at Houston Christian and the Thanksgiving holiday, the UTSA men's basketball team (2-3) return to the Convocation Center for the first time since opening night, hosting the Roadrunner/Cardinal Classic starting Friday
- The Roadrunners will open up against newly-minted Conference USA foe Jacksonville State at 12 p.m. on Friday, following-up with a 3 p.m. Saturday matchup against cross-town Southland Conference opposition from Incarnate Word (UIW).
- Both games will air on UTSA radio and be streamed live on ESPN+.

SERIES WITH JACKSONVILLE STATE

- Friday will be the first meeting between UTSA and Jacksonville State. The Gamecocks joined Conference USA this season as the conference replaced the six schools departing for the American Athletic Conference – including UTSA.
- However, Jacksonville State head coach Ray Harper has faced UTSA twice, both wins – during his final season as head coach at Western Kentucky (2015-16)

NEW SEASON, NEW LOOK ROADRUNNERS

- Entering the eighth year under head coach Steve Henson, UTSA's roster features a completely new look this season, as the Roadrunners bring 12 new players to the floor, complementing two returners from last season – junior guard Christian Tucker and sophomore forward Massal Diouf – and another player returning to San Antonio after a season at Pacific – junior guard Jordan Ivy-Curry. Diouf heads into the season as UTSA's lone returning starter from a year ago, taking the floor in 27 games/21 starts last year. Tucker saw 30 games/6 starts and Ivy-Curry started 19-of-21 appearances in 2021-22 with a team second-best 13.9 ppg.
- Having lost significant production from last season's squad, the Roadrunners will look to throw the newcomers right into the action. The most prominent of the group was expected to join UTSA last season, but 7-foot center Carlton Linguard Jr. required a year in residence following his transfer from Kansas State. The Roadrunners are seeing early contributions from 6-6 guard Dre Fuller Jr., who averaged 5.7 points, 3.4 rebounds and 1.5 assists per outing through 67 games at UCF. In addition, UTRGV sophomore transfer point guard Adante' Holiman averaged 7.5 points and 3.0 assists on 44.7 percent shooting for the Vaqueros down in Edinburg, and a was a four-star prospect coming out of high school as the No. 1 player in Oklahoma. Providing a twin-towers presence inside complementing Linguard, Utah Tech transfer Trey Edmonds' physical game will be a handful for opponents, while Odesa College transfer Chandler Cuthrell has already proven ability scoring and on the glass. UTSA has also added DI transfers Justin Thomas (Milwaukee) and Juan Reyna (Campbell), DI transfer Isaiah Wyatt (Chadron State) and junior college transfers Blessing Adesipe, (Miles), PJ Carter (Georgia Highlands), Josh Reid (Gulf Coast College) – along with freshman guard Nazar Mahmoud out of Plano's Spring Creek Academy.
- The revamped UTSA roster hails from nine different states, one from the Netherlands. Featuring 10 juniors, one senior and one grad student. The Roadrunners have also gained some height on the roster, moving the team average to 6' 6.77".



LAST TIME OUT

UTSA 89, HCU 87 // NOVEMBER 20 // HOUSTON, TEXAS // FRANK AND LUCILLE SHARP GYMNASIUM

Score by Periods	1st	2nd	Total	GAME LEADERS	UTSA	HOUSTON CHRISTIAN
UTSA	47	42	89	Points	Fuller - 24	Greene - 23
UTSA	46	41	87	Rebounds	Edmonds - 7	Imariagbe - 11
				Assists	Tucker - 8	Maring - 3

HOUSTON – Dre Fuller Jr. exploded for a career-high 24 points to lead UTSA men’s basketball (2-3) to an 89-87 road victory at Houston Christian (0-3) on Monday night, snapping a three-game losing skid ahead of an upcoming four-game home stand.

The Roadrunners spent over 36 minutes in front on Monday at Frank and Lucille Sharp Gymnasium, but found themselves constantly fighting off the Huskies, who rallied from double-digit UTSA leads four times in the second half to force a single-possession finish.

The Roadrunners set the pace of play early, but Houston Christian was happy to follow, earning early leads in the first five minutes – moving ahead 7-6 at 16:58. However, after point guard Adante’ Holiman found forward Trey Edmonds to go ahead 8-7 with his layup off the block, UTSA never trailed the Huskies again.

With the game tied at 17-all, the Roadrunners launched a 7-1 run out of the second media timeout, but HCU’s Marcus Greene pulled the Huskies back into striking distance. With Isaiah Wyatt making his first start for the Roadrunners, he tag-teamed with Massal Diouf to fuel an 8-0 scoring push in response, taking UTSA to a double-digit advantage for the first time. Christian Tucker’s three with 7:31 to go in the first expanded UTSA’s lead to a game-high 13. Leading a rally to a 47-46 half score, Greene held things up for the Huskies on 14 points early in the half, forward Michael Imariagbe led HCU in the closing-moments rally to the one-point.

Tucker reached double-figures with 10 in the first half to lead the Roadrunners. UTSA opened the second half with a 9-0 run and Fuller quickly took the reins after the break, scoring nine of UTSA’s first 11 points in the second half to go up 58-51.

Carlton Linguard Jr.’s self-putback with 11:15 on the clock made it a 70-59. The Huskies went in quick pursuit and trimmed the UTSA lead to four – but the Roadrunners rebuilt the lead beyond ten twice more; on a Trey Edmonds free throw and Wyatt layup.

Heading into the final media timeout with an eight-point UTSA lead, HCU came charging back and cut the margin to two points on Pierce Bazil’s free throws at 1:38. In the closing seconds, with the Huskies down three and :03 on the board, Imariagbe made the first free throw and forced the intentional miss – Bruce Carpenter got the offensive rebound but his attempt was off-target to secure the 89-87 UTSA win.

SCOUTING JACKSONVILLE STATE

- The Gamecocks faced UIW for the first of two times this week, playing on Wednesday night at the Alice P. McDermott Convocation Center. UIW slipped past Jax State with a 67-66 win.
- Jax State is 1-4 in the eighth season under head coach Ray Harper after losses to Utah Tech, West Virginia, North Alabama and UIW.
- At guard, graduate student Kyky Tandy leads the team in scoring, shooting 42.4 percent with 10 from long range for a 16.0 ppg average since coming over from Xavier.
- Lipscomb transfer guard Quincy Clark also chips in 11.8 ppg, shooting 54.3 percent from the field – and perfect so far (4-of-4) from beyond the arc.
- After playing 31 games at forward last season, junior Marcellus Brigham Jr. tops the Gamecocks on the glass, registering 6.0 rpg.
- As a team, Jax State shoots 42.9 percent, with opponents shooting 41.9 percent. They have a slight edge in the rebound margin, ahead 36.5 to 33.3. The Gamecocks average 15.5 turnovers per outing.

HENSON EARNS HIS 100TH

- The Nov. 6 season-opening victory marked the 100th career win for eighth year head coach Steve Henson leading the Roadrunners.
- Henson earned his first win in his third game and first at home, defeating Prairie View A&M, 69-59, on Nov. 19, 2016 in San Antonio.
- His 50th win came on the 29th game of his third season, a 76-70 home win over UAB on March 3, 2019.

CONSENSUS LOCAL HALL OF FAMER, AND NOW, ON THE AIR

- Beginning with the first 2023-24 exhibition against Trinity, Devin Brown has joined UTSA’s ESPN+ team as an analyst on the streaming telecast of UTSA men’s basketball games. This leans on his experience as a legendary player at UTSA, eight seasons in the NBA and as a coach/athletic director at Proskills San Antonio.
- As part of UTSA’s Homecoming festivities, Brown was inducted as a member of the inaugural UTSA Athletics Hall of Fame class, adding to his honors as the first of just two players with their jersey ascended into the rafters of the Convocation Center and his induction earlier this year into the San Antonio Sports Hall of Fame. In uniform, Brown garnered honors as a three-time first-team all-conference selection and four-year starter for the Roadrunners from 1998-2002 – earning 1998 Southland Conference Freshman of the Year and second-team all-league accolades before being named to the first team for his final three seasons.
- He is a San Antonio native and West Campus High School product, helping lead UTSA to the 1999 Southland Tournament title and a berth in the NCAA Tournament – the second appearance in school history. The first Roadrunner to register a triple-double with a 33-point, 11-rebound, 11-assist performance against Louisiana-Monroe in 2001, he finished his career as the program’s all-time scoring leader with 1,922 points, which has since been broken. He also registered a 7.2 career rebounds-per-game average and he ranks in the top five in school history in rebounds (751), free throws (478), steals (184) and scoring average (18.3). Brown began his professional career in the USBL and National Basketball Development League before making his NBA debut as the first Roadrunner to play for the San Antonio Spurs in 2002. He was a member of the franchise’s 2005 NBA Championship team and also played for the Nuggets, Jazz, Hornets, Warriors, Bulls and Cavaliers. He scored 3,352 points in 465 career NBA games from 2002-10, highlighted by his 2006-07 season with the Pelicans in which he averaged 11.6 points and 4.3 rebounds, while shooting 42 percent from the floor.
- He was enshrined on May 13, 2023 in the San Antonio Sports Hall of Fame at the Henry B. Gonzalez Convention Center as the first UTSA student-athlete to achieve that honor.

UTSA’S RECORD WHEN ...

SITUATION	THIS SEASON 2023-24	HENSON ERA
overall	2-3	101-126
at home	1-0	73-38
on the road	1-3	22-72
neutral site	0-0	6-17
overtime games	1-0	6-7
decided by 10 pts. or less	2-2	50-55
decided by 5 pts. or less	0-0	22-22
following a win	0-1	44-58
following a loss	1-2	54-65
in November	2-3	23-28
in December	0-0	20-21
in January	0-0	24-38
in February	0-0	22-24
in March	0-0	12-14
Sunday	0-0	8-6
Monday	2-0	9-7
Tuesday	0-1	5-8
Wednesday	0-0	10-12
Thursday	0-0	25-37
Friday	0-2	8-13
Saturday	0-0	36-43
leads at half	1-0	78-26
trails at half	0-3	16-95
tied at half	1-0	6-4
scores less than 60	0-0	0-21
scores 60-69	0-1	17-47
scores 70-79	1-1	32-35
scores 80-89	1-1	22-12
scores 90+	0-0	25-2
opp. scores less than 60	0-0	22-4
opp. scores 60-69	1-0	34-17
opp. scores 70-79	0-1	32-43
opp. scores 80-89	1-0	8-35
opp. scores 90+	0-2	2-25
outrebounds opponent	1-0	73-34
opponent outrebounds	1-3	26-83
rebounds are equal	0-0	2-7
shooting 50%+ FG	0-0	29-2
shooting less than 50% FG	2-3	72-124
opp. shooting 50%+ FG	0-1	5-40
opp. shooting less than 50% FG	2-2	93-86
shooting 40%+ FG	1-1	77-52
opp. shooting 40%+ FG	1-2	47-106
shooting less than 40% FG	1-1	17-74
opp. shooting less than 40% FG	1-1	49-11
more FTA than opponent	1-0	44-32
fewer FTA than opponent	1-3	42-86
equal FTA	0-0	5-5
more TO than opponent	1-2	37-67
fewer TO than opponent	1-1	57-51
equal TO	0-0	6-8
games decided by 1-3 pts.	1-0	13-17
games decided by 4-6 pts.	0-0	24-15
games decided by 7-10 pts.	1-2	16-29
games decided by 11+ pts.	0-1	46-63



DEFENDING HOME COURT

- Under head coach Steve Henson, UTSA has posted a 73-38 (.658) record at the Convocation Center. The Roadrunners went 11-3 at home in 2016-17, 12-4 in 2017-18, 11-4 in 2018-19, 10-5 in 2019-20, 12-2 in 2020-21 and 8-10 in 2021-22, 8-10 in 2022-23 and 1-0 so far in 2023.
- Prior to the Henson era, UTSA last posted consecutive 11-win home campaigns when the program went 11-3 in 2008-09, 2009-10 and 2010-11 as members of the Southland Conference.
- The 1991-92 team was the last Roadrunners squad to win more than 12 games at home, finishing 14-1

SAFE DELIVERY

- One of only two players back from last year, **junior guard Christian Tucker** has already proven himself early in two facets, finding teammates for the score and protecting the basketball.
- Over 3 games in the last week, Tucker delivered 17 assists to bring his season total to 30 – the most in the American Athletic Conference and 31st-most in the NCAA, an 18th-ranked 6.0 apg.
- With 7 turnovers on the year, Tucker ranks 29th nationally and 3rd in the AAC with a 4.29 assist-to-turnover ratio.
- In total on his career, Tucker is a consistent distributor of the ball, averaging 1.64 assists per outing and accruing 100 to date. He allowed only a 1.11 turnover average through 61 games.

TUCKER ON THE LINE

- On the season, Tucker is 27-of-32 at the free throw line, an .844 free throw percentage. He has the 5th-most free throws in the AAC (53rd nationally) and ranks 180th in shooting percentage.
- Tucker is shooting 78.9% for his career (112-142), a trajectory that would be fourth in UTSA records.

PROTECTING THE BALL

- UTSA averages just 10.4 turnovers so far, which ranks them 60th in the NCAA and third in the American Athletic Conference.
- The national lead in turnovers allowed goes to Iowa at 6.8, while Temple leads the AAC at 9.2.
- UTSA ranked 280th nationally last season with an average of 13.7 turnovers per game.

THE AMERICAN EXPERIENCE

- Among the 12 new players this year for UTSA, **former UCF guard Dre Fuller Jr.** has shown immediate impact in the non-conference games, but his playing experience against familiar foes could be invaluable.
- Taking a redshirt as a true freshman in 2018-19, Fuller played 20 games, missing 10 due to injury, and started 13 times in first season of competition, averaging 6.3 points, 3.1 rebounds and 1.5 assists while playing 19.0 minutes per game.
- His second season was a breakout, as he appeared in all 23 games, starting 14 times, including each of the last three games of the season. That year, Fuller averaged 7.0 points and 4.7 rebounds per game, while playing 27.6 minutes per contest and shooting 41.4 percent. He also added 24 steals, seven blocks and 44 assists.
- In his third year, he logged a 43.9 field goal percentage and played in 24 games.

BUILDING UP SOME NEW DIGS

- The first of many facilities under **UTSA's Go Bold fundraising initiative**, the Roadrunners moved into the RACE (Roadrunner Athletic Center of Excellence) building, a \$45.4 million facility, in the August 2021. Now the central nervous system of UTSA Athletics, the building features among others, an academic center, football practice fields, centralized sports medicine and strength and conditioning centers, meeting rooms, student-athlete lounges and coaching/staff offices.
- In the move, the UTSA basketball staff took over the former football building/Intercollegiate



Athletics Building (IAB) and Go Bold is working on a new state-of-the-art basketball/volleyball facility, marking yet another big moment for UTSA athletics, which has been around just since 1981, with the university celebrating a 50th anniversary in 2019-20. The new facility is slated to house two full-size NCAA regulation hardwood practice courts with eight goals on each court, striped for both basketball and volleyball, a 3,000 SF weight room with dedicated cardio with 1,000 SF athletic training room with separate consultation room and hydrotherapy. The facility will also feature locker rooms and coaches offices, moving teams out of IAB and Convocation Center spaces.

• UTSA just finished the latest round of construction at Park West, the home of UTSA soccer and T&F. Officially opened in July 2023, the Park West Fieldhouse facility is another milestone in UTSA's strategic vision to further promote the academic success, health, wellness and performance of its student-athletes - another in a long

run of improvements UTSA has scheduled. The newly-minted \$8 million, 14,325 square-foot facility located just off Loop 1604 houses locker rooms for soccer and men's and women's track & field, featuring a 1,500 SF athletic training room, 2,500 SF Community Room with a 120-seat capacity, dedicated nutrition center and a 700 SF equipment and multi-team laundry room.

NEW TO THE BENCH

- The Roadrunners are not only welcoming 12 newcomers to the court, but are also welcoming three newcomers to the bench.
- Brought aboard in late May, **Kurtis Darden** is the newest assistant coach for the Roadrunners and brings a variety of successful basketball experiences to the UTSA squad for an immediate impact. Darden joined the Roadrunners staff after one season as the director of basketball operations at Campbell in Buies Creek, N.C. The Camels reached the Big South Championship Game last season.
- Prior to taking on his first operations role, Darden built up an extensively successful coaching career at the high school level in his hometown of Fayetteville, N.C. Over the course of 12 seasons, Darden's teams racked up a 243-83 record. He joined the Campbell staff fresh off two seasons as head coach at Freedom Christian Academy. Prior to FCA, Darden led Village Christian Academy as head coach since 2010, producing back-to-back NCISAA 2-A state titles in 2016 and 2017 – along with a pair of state runner-up finishes. Darden has been named the 2017 Cape Fear Region Coach of the Year and was a three-time conference Coach of the Year, also selected as head coach of the East squad in the 2019 NCISAA Private School All-Star Game.
- As an active-duty commissioned Air Force officer, Darden continued his basketball journey by playing for the All-Air Force team from 2005-08. His teams won the Armed Forces Championship in 2006, 2007 and 2008. That's where Darden first cut his teeth in the coaching world, serving as an assistant coach of the 2011 All-Air Force team that also won the Armed Forces Championship.
- Lt. Col. Darden is a veteran who continues to serve his country as an Individual Mobilization Augmentee (IMA) reservist assigned to Air Force Services Center at Joint Base Lackland.

- Under new NCAA rules in place as of this season, certain administrative roles are allowed a specific amount of coaching duties and interactions.
- Coming to UTSA after four seasons on the other side of San Antonio at UIW, **Chris Artis** is the new director of operations, a role he served for the Cardinals before moving into an assistant coach position. Artis brings extensive basketball history as a player in the collegiate and professional ranks, and as a high school, post-graduate and college coach. Artis came to UIW from Calumet College of St. Joseph in Whiting, Indiana, marking his second stint with the program. From 2015-19, Artis served as the associate head coach for the Crimson Wave, assisting the team in reaching new heights, as the 2016-17 team earned its second Chicagoland Collegiate Athletic Conference (CCAC) regular-season title and its first NIAA Division II tournament bid. During the 2018-19 campaign, Calumet started with a 12-0 record, earning its highest national ranking at 20th during the campaign. He also was head high school boys basketball coach at Don Bosco Institute in Crown Point, sending 9 players to NCAA Division I and 2 more to Division II schools.
- Taking over video coordinator duties for the UTSA program, **J.R. Harris** was among the first Roadrunners to play under Henson; his senior season coinciding with Henson's first at the helm. Harris returned to San Antonio after spending the 2022-23 school year as the head boys basketball coach at Istrouma High School in his hometown of Baton Rouge, La. Following his playing career, Harris returned home to teach and work in athletic administration at Inspire Academy, then transitioning to the coaching world as the assistant coach at Hillsboro, Texas-based Hill College during the 2021-22 season. Harris helped the team achieve a 21-10 regular season record and 9-5 in conference.

THE POSTSEASON SET TO RETURN TO SAN ANTONIO

- UTSA last hosted the NCAA South Regional in March 2022 at the AT&T Center where (2) Villanova defeat (5) Houston on its way to the Final Four. (11) Michigan and (1) Arizona were the other schools that competed in the Regional.
- UTSA also served as the host institution for all 64 teams in the women's NCAA Tournament with the entirety of the tournament moved to the Alamo City for COVID precautions in 2021.
- San Antonio has been the host site of seven Regionals and four Final Fours.
- The Roadrunners will host the Final Four again in 2025, scheduled for April 5 and 7 at the Alamodome and hosted by UTSA and UIW.
- San Antonio and UTSA have also been awarded the 2029 Women's Final Four at the Alamodome. San Antonio previously hosted the Women's Final Four three times, in 2002 and 2010.
- The Alamodome was the site of the Women's Final Four when Stanford claimed the 2021 title in front of a limited capacity audience but was also the site in 2002 when the all-time Women's Final Four attendance record was set when 29,619 were at the national semifinal games and the National Championship game.



EXHIBITIONS OUTING SUMMARY

- UTSA racked up 225 points in the two exhibition games, defeating Trinity 100-70 and McMurry 125-84 – a combined 225-154 with all the starters averaging under 23 minutes.
- The McMurry total was the most points scored since 2017 and would have tied for the second-highest-scoring game in the program records, if not an exhibition.
 - UTSA shot .514 (90-175) from the floor, but .342 from three on a pop-happy 26-76, with the Roadrunners producing a 54.4 percent assist average (48-of-90).
 - The Roadrunners struggled at the free throw line, shooting just .515 (19-37).
 - Overall, UTSA forced the two opponents into 17.0 turnovers, with 13.0 steals per outing.
 - Led by Carlton Linguard Jr.'s four rejections, UTSA logged 34 blocks over the course of two nights.
 - The 69-rebound effort against McMurry would have been the school record in a regular-season contest – in total, UTSA out-rebounded exhibition foes, 129-65.
 - With plenty of contenders, as UTSA registered 14 double-figure scoring performances across the two games, Linguard registered the top scoring output. Setting the scoreboard ablaze in the opening exhibition with Trinity, Linguard put up 20 points on 8-of-12 shooting, hit four from the perimeter, grabbed nine rebounds and made three assists.
 - Center Carlton Linguard Jr. averaged 14.5 points and 10.5 rebounds in just 21 mpg of exhibition action, shooting .522 from the floor.
 - Against McMurry, Christian Tucker was on fire with 16 points on 7-of-9 shooting, grabbing four boards and doling out five assists – he averaged 11.5 points and a team-high 5.0 assists.
 - Chandler Cuthrell was steady in his pair of debuts, collecting a double-double in each contest and averaging 11.5 points, 11.0 rebounds and 4.0 assists – throwing down a trio of dunks.
 - Nazar Mahmoud averaged 13.0 points and 6.5 rebounds, while shooting .529 with a team-best five threes as the only first-year freshman on the floor for UTSA.
 - Dre Fuller Jr. provided an all-around exhibition effort for the Roadrunners, going 11-for-25 with 13.0 ppg, 9.0 rpg, 4.0 apg and 1.5 steals per game.
 - Trey Edmonds was a physical interior presence, putting up 13.0 ppg on .647 shooting and 7.5 rpg.
 - PJ Carter was solid beyond the arc with 50 percent shooting from three and a 10.0 ppg average.
 - Massal Diouf topped UTSA with .857 shooting, going 6-for-7 for 6.0 ppg.

AMERICAN MUSCLE

- UTSA's 43rd season on the basketball court is also the Roadrunners first year as a member of the American Athletic Conference, joining the league on Saturday, July 1, as one of six institutions welcomed to form the AAC's new lineup of 15 schools in The American's 10th year. The conference has 14 programs that compete in men's basketball: Charlotte, East Carolina, Florida Atlantic, Memphis, North Texas, Rice, SMU, South Florida, Temple, Tulane, Tulsa, UAB and Wichita State compete with UTSA in the new-look league.
- As a member of The American, UTSA will enjoy greater national media exposure, enhanced brand recognition, more Texas team matchups and expanded recruiting opportunities, furthering the university's ability to compete at the highest level.
- A league presence in four of the top 10, six of the top 25 and 12 of the top 52 Nielsen media markets allows The American to enjoy a lucrative and comprehensive media rights partnership with ESPN, giving the conference a significant presence on the Worldwide Leader's primary television networks (ABC, ESPN, ESPN2, ESPNU) and an all-sports presence on ESPN+, the industry's leading streaming service with more than 25.3 million subscribers.
- This marks the fifth conference that UTSA has been a full-fledged member of since first joining the Trans America Athletic Conference (now Atlantic Sun) in 1986 after five years as an NCAA Division I Independent. UTSA was a member of the Southland Conference from 1992 to 2012, and spent one year in the Western Athletic Conference before joining Conference USA in 2013.

UNDERESTIMATING THE ROADRUNNERS

- With UTSA coming off a 10-22 season and making the move to a stronger basketball conference, the preseason predicted order of finish in the AAC doesn't reflect UTSA's potential. During the AAC Media Days on Oct. 8-9, the announcement came that the Roadrunners were picked 14th.
- Returning a solid roster from last year's Final Four run, Florida Atlantic was picked as the preseason favorite with 11 of the league's head coach votes, while reigning AAC Tournament champion Memphis was chosen second with three first-place votes. Next on the list were Tulane, UAB, East Carolina, North Texas, SMU, Wichita State, South Florida, Tulsa, Rice, Temple, Charlotte and UTSA.

YOUNG TALENT

- Freshman guard **Nazar Mahmoud** is the only high school recruit in this year's class. Born in July 2005, Mahmoud is the 11th-youngest player to be on an NCAA roster this season and the youngest player set to take the court in the American Athletic Conference. Topping the list is Iowa State's JT Rock, who was born March 1, 2006 and still four months under 18 to open the season.

WHO'S NEW?

- Junior guard/forward Blessing Adesipe** hasn't seen the court for the Roadrunners just yet, but the expectations are high for the Texas-native JUCO product who got his start in Montana. Adesipe played two seasons at Miles College in Miles City, Montana, where he put up 1,132 points in just two prolific scoring seasons playing under coach Chase Tait. He started all 30 games for the Pioneers as a sophomore in 2022-23 en route to an NJCAA All-America Honorable Mention and NJCAA All-Star selection by the NJCAA Men's Basketball Coaches Association. At Miles in 2022-23, he averaged 21.6 ppg to lead the team, rank second in the Mon-Dak Athletic Conference and 14th in NJCAA Division I. He shot 41.8 percent from the floor and racked up double-figures in 28 games, topped by a 39-point performance against Dakota-Bottineau - 1-of-5 outings in excess of 30 points. Also averaged 9.9 rebounds per game with 16 double-digit rebounding performances, along with 2.3 assists and 1.3 steals per contest.
- Junior guard PJ Carter** was an effective shooter for the Roadrunners in the exhibitions, leading UTSA with 50-percent shooting from long range (4-8). He also delivered five assists. A former Georgia Region 5-6A Player of the Year and 6A All-State honoree from Atlanta, Carter played the 2022-23 season at Georgia Highlands College under coach Jonathan "JJ" Merritt. He earned first-team All-GCAA honors while helping the Chargers to a 23-10 season that went all the way to the GCAA Championship final. Carter led the team with 16.3 ppg despite coming off the bench in 29 of the 33 games he played. Logged double-figure scoring in 29 contests while shooting 46.6 percent from the floor, 43 percent from the perimeter and 79.5 percent from the free throw line. Before GHC, he played two years at Campbell.
- A well-rounded performer who has come off the bench in both exhibition games, **junior forward Chandler Cuthrell** earned a double-double in both outings and averaged 11.5 ppg and 11.0 rpg, while also contributing eight assists to the effort. Cuthrell played two seasons in the Texas Panhandle at Odessa College under coach Kris "Bucket" Baumann, helping the Wranglers to a 30-4 record in 2022-23, a Western Junior College Athletic Conference title and an appearance in the NJCAA DI National Quarterfinals - ranking third in the final NJCAA DI rankings. Cuthrell played 34 games last year with a 7.2 ppg, 3.0 rpg, shooting 48.8 percent from the floor and 40.8 percent from three.
- Making his physical presence felt in the post, **junior forward/center Trey Edmonds** averaged 13.0 points with 7.5 rpg in the exhibitions, including 11 boards on the offensive glass. Edmonds played two seasons at Utah Tech, the former Dixie State, in St. George, Utah, appearing in 33 games with one start last year. Limited to just over 8.3 mpg in two years with the Trailblazers, Edmonds averaged 2.5 ppg on 46.8 percent shooting, 2.3 rpg.
- The most diversified performer of exhibition season, **graduate student guard/forward Dre Fuller Jr.** shot .440 through the exhibitions to average 13.0 ppg, 9.0 rpg, 4.0 apg and 1.5 spg. One of the most experienced transfers to join the Roadrunners this season, Fuller played three seasons at UCF in Orlando, logging 67 games and 27 starts for the Knights. Fuller averaged 5.7 ppg on 42.2-percent shooting, with 3.4 rpg and 1.5 apg.
- Immediately taking charge in leading the UTSA offense, sophomore **point guard Adante Holiman** was a scorer and a distributor in the exhibitions, putting up 11.5 ppg with 2.5 apg. A former four-star high school recruit and the No. 1-rated player in Oklahoma, Holiman registered 2,392 prep points and ranked among the top 50 in Oklahoma history after wrapping a 32-ppg, 5.0 apg senior season. He comes to San Antonio after an outstanding rookie season at UT Rio Grande Valley, playing 24 games with 11 starts for the Vaqueros. As a freshman, Holiman averaged 7.5 ppg on 44.7-percent shooting, doling out 3.0 apg.
- One of the most anticipated players to take the court, seven-foot **redshirt senior center Carlton Linguard Jr.** has not disappointed. His debut saw the agile big man score 20 on 8-of-12 shooting, registering nine boards with three assists in the opening exhibition. Across the two preseason contests, Linguard averaged a team-high 14.5 ppg with 10.5 rpg, 2.0 apg and 2.0 blocks per outing. The homegrown Kansas State transfer had to sit last season for a year in residence, playing 32 games with two starts with the Wildcats. He averaged 1.8 ppg and 1.3 rpg while coming off injuries. Before KSU, he was the 12th best junior college prospect at Temple College on the I-35 corridor, where he put up 13.3 ppg on 51.4-percent shooting with 9.5 rpg and 3.6 rpg - logging 12 double-doubles with double-figure scoring in 25-of-30 and double-digit boards in 13.
- The lone freshman among the 12 newcomers, **guard Nazar Mahmoud** averaged 13.0 ppg, 6.5 rpg and 2.0 apg, knocking down a team-best 5-for-10 from three against Trinity and McMurry. Mahmoud rated as a three-star player and the No. 37 shooting guard coming out of Spring Creek Academy in Plano, Texas, helping the Spartans to a 26-4 record during his senior year. Mahmoud scored 20.6 ppg on 42-percent shooting, with nearly five (5) rpg and two (2) apg. Earned All-SWAIC honors as a senior and was named the District 25-5A Offensive MVP and TABC All-State as a junior at Leander's Rouse High.



WHO'S NEW? (cont'd)

- **Junior forward Josh Reid** saw limited time in the exhibitions, averaging 1.5 ppg and 0.5 rpg. Reid joined the Roadrunners after two seasons at Gulf Coast College in Panama City, Florida, playing 28 games with 20 starts for the Commodores last year. Reid shot 45 percent from the floor for 10.3 ppg, logging 6.4 rpg with 42 assists and 34 steals.
- Former Antonian Prep standout **junior guard Juan Reyna** is returning home after one season each at Campbell and Alabama State. At Campbell, Reyna averaged 5.3 ppg in 30 games with the Camels. Put up 8.7 ppg 26 games at Bama State. Graduated from Duncanville High after leaving San Antonio, where he helped lead DHS to back-to-back UIL 6A State Championships (2020, '21) and surpassed 2,000 career points. As a senior, Reyna averaged 20.8 ppg and 3.2 apg.
- **Junior guard Justin Thomas** helped Milwaukee to the best record in seven years, playing in 33 games with 7.3 ppg, 4.4 rpg and 3.0 apg. Thomas shot 43.2 percent (82-of-190) from the field overall, 42.9 percent (24-of-56) and led the team with 98 assists. Began his collegiate career at Division II Queens University of Charlotte.
- A former All-District 4-6A and All-Region player from Fort Worth's North Crowley High, redshirt **junior guard Isaiah Wyatt** registered 7.0 ppg and 5.0 rpg through the exhibitions. Wyatt arrived at UTSA after one season at NCAA Division II Chadron State in northwestern Nebraska. Wyatt earned All-RMAC honors after leading the Eagles with 15.2 ppg through 29 starts, scoring in double-figures in 25 outings after shooting 45.1 percent. Hit 46.9-percent beyond the arc and was second in the RMAC with 2.8 threes per contest. Also grabbed 5.3 rpg. Also played at Texas JUCOs, Southwestern Christian and McClennan.

RETURNING FROM THE 2022-23 ROSTER

- UTSA lost 12 players from last year's squad and returns only two contributors from 2022-23. The pair accounted for just 8.4 percent of the points, 10.5 percent of rebounds, 12.4 percent of assists and 12.6 percent of steals last season.
- **Junior guard Christian Tucker** is in the mix for a steady starting spot for the Roadrunners, playing in 30 games last season with six starts. In 2022-23, Tucker averaged 4.8 points, 1.4 assists and 1.5 rebounds per game. Through the two exhibitions, Tucker led UTSA with 16 points in the second contest vs. McMurry en route to a 11.5 ppg 3.0 rpg preseason - leading the team with 5.0 assists per contest. In total, Tucker has played 56 games with 12 starts for the Roadrunners, averaging 4.1 ppg and 1.3 apg. Tucker was a first-team All-Region and All-State honorable mention at Gilbert Perry High School in Chandler, Ariz., averaging 16 points, five assists and five rebounds while leading Gilbert Perry to a Regional Championship.
- A starter at forward last year in his rookie season, **sophomore Massal Diouf** appeared in 27 games and started 21 contests a year ago. Diouf shot 42.5 percent and averaged 2.0 ppg, 2.7 rpg in 10.9 mpg. In the exhibitions, Diouf led the team with an .856 shooting average, putting up 6.0 ppg with 3.5 rpg. Diouf prepped at Western Canada Prep Academy and played with the U-16 and U-18 Dutch National Team. He earned Canadian Junior Basketball Team first-team All-Star honors while leading Western Canada to a third-place finish.

BACK ON CAMPUS BUT WAITING TO PLAY

- Last November, former Roadrunner **guard Jordan Ivy-Curry** was suiting up for Pacific the first time and went on to finish with 33 games and seven starts for the Tigers, logging 10.3 points and 2.6 rebounds per game while shooting 42.2 percent from the field. He was a career-best 86.4 percent at the free throw line, leading Pacific with a 70-for-81 charity stripe performance.
- Just 12 months later, Ivy-Curry is right back where he started the first two years of his career and looking for the opportunity to join the new-look Roadrunners. A 2020-21 Conference USA All-Freshman teamer, Ivy-Curry has played 47 games for the Roadrunners, logging 19 starts in 21 games as a sophomore for 13.9 ppg - the second-best individual UTSA mark. Ivy-Curry scored in double-figures 15 times, topping out at 27 points. He also added 2.3 rpg and 1.9 apg.
- **In early November, the NCAA denied Ivy-Curry's appeal and he will need to sit for 2023-24.**

FINALLY CARLTON'S TIME

- UTSA's roster got considerably taller last season when **center Carlton Linguard Jr.** announced his pledge to the Roadrunners in the offseason. The 7-foot San Antonio native, played his high school ball at Stevens and returned to the Alamo City hoping to be eligible for the second semester - but his opportunity never materialized while he finished re-establishing residency.
- The 14.5 ppg and 9.0 rpg he averaged in the exhibition games was an optimistic indicator, albeit against lower-division opposition.
- If his regular season debut is a representation (at a 12 point/10 rebound double-double), Linguard could be one of the most exciting players for the Roadrunners and in the American Athletic Conference this season due to his mix of size, reach and mobility.

STEVE HENSON VS. OPPONENTS

OPPONENT	HENSON	OPPONENT	HENSON
Arkansas	0-1	Old Dominion	3-5
Arkansas-Fort Smith	0-0	Oregon State	0-3
Army West Point	0-0	Ottawa (AZ)	1-0
Bethany, KS	2-0	Our Lady of the Lake	2-0
Bethune-Cookman	1-0	Prairie View A&M	2-1
Bradley	0-1	Rice	7-6
Charlotte	4-4	St. Edward's	0-1
Coastal Carolina	0-1	St. Mary's	2-0
Dallas Christian	1-0	Sam Houston State	1-1
Dartmouth	0-1	Southeastern Oklahoma State	1-0
Denver	1-0	Southwestern Adventist	1-0
East Carolina	0-0	Southern Miss	7-7
East Central	1-0	South Dakota State	0-1
FIU	7-5	South Florida	0-0
Florida Atlantic	4-10	SMU	0-0
FGCU	1-0	Sul Ross State	1-0
Fresno State	0-1	Temple	0-0
Grambling State	0-1	Texas A&M-Commerce	0-1
Grand Canyon	0-1	Texas A&M-Corpus Christi	3-3
Houston Christian	3-0	Texas State	4-2
Illinois-Chicago	0-1	Texas Tech	0-1
Illinois State	1-1	Tulane	0-0
IUPUI	1-0	Tulsa	0-1
Jacksonville State	0-0	Trinity	2-0
James Madison	1-0	UAB	5-9
Lamar	3-2	UC Irvine	0-1
Little Rock	0-0	UIW	1-0
Louisiana Tech	4-8	Utah	0-1
Marshall	3-4	Utah State	0-1
Memphis	0-0	Utah Valley	1-2
Middle Tennessee	1-7	UT Permian Basin	1-0
Minnesota	0-1	Utah	0-1
Nebraska	0-1	UTEP	2-5
New Mexico	0-1	UTRGV	0-2
North Texas	2-9	Western Illinois	1-0
Oklahoma	0-5	Western Kentucky	3-8
Oklahoma State	0-1	Wichita State	0-0

HENSON'S EIGHTH YEAR AT THE HELM

- The Roadrunners are led by **eighth-year head coach Steve Henson**, the 2017-18 Conference USA Coach of the Year. UTSA's Nov. 6 victory pushed him on to the next milestone as a 100-game winner at UTSA.
- Henson, a former star player at Kansas State (1986-90), took over at UTSA for the 2016-17 season and quickly transitioned the Roadrunners into an up-tempo, high-scoring offensive unit.
- The Kansas native took over at UTSA after five years as an assistant at Oklahoma for Lon Kruger. Henson was also on the staff with Kruger for seven seasons at UNLV after a season at South Florida and scouting then coaching with the Atlanta Hawks.
- A member of the Kansas State Athletics Hall of Fame who led K-State to four straight NCAA Tournaments, Henson still holds all-time program records for career assists (582), assists per game (4.58), assists in a season (186), assists in a game (12), free throw percentage (.900), minutes played (4,474), minutes per game (35.2), starts (118) and consecutive starts (118).
- A two-sport standout at K-State, he was a decathlete and placed third as a sophomore and junior at the Big Eight Championships.
- He was a second-round pick of the Milwaukee Bucks in the 1990 NBA Draft - going 44th overall - and played seven years in the NBA and two seasons in Italy and Greece.
- Henson earned Mr. Basketball honors while playing for his legendary father at McPherson High School.
- Henson has a knack for coaching elite scoring guards, including former Oklahoma standout Buddy Hield and former UTSA standouts Jhivvan Jackson and Keaton Wallace.



THE LAST TIME ...

TEAM

Played a ranked team

vs. #24 Florida Atlantic (L, 64-83) (1/19/23)

Beat a ranked team

at #13 Arizona State (W, 87-85) (12/18/94)

Lost to a ranked team at home

vs. #24 Florida Atlantic (L, 64-83) (1/19/23)

Lost to a ranked team on road

at #17 Utah State (L, 50-82) (11/19/19)

Lost to a ranked team at neutral site

vs. #25 Middle Tennessee (L, 86-70) (03/09/17)

Played an overtime game

vs. Western Illinois (W, 78-68) (11/6/23)

Played a double-overtime game

at Charlotte (L, 108-114) (02/25/16)

Scored 130+ points

UTSA: 136 vs. East Central (W, 136-68) (11/22/08)

Opp: N/A

Scored 120+ points

UTSA: 123 vs. SW Adventist (W, 123-43) (3/4/21)

Opp: 121 vs. Centenary (L, 116-121) (1/4/90)

Scored 110+ points

UTSA: 116 at Marshall (W, 116-106) (2/2/19)

Opp: 114 at Charlotte (L, 108-114) (02/25/16)

Scored 100+ points

UTSA: 101 vs. Dallas Christian (W, 101-48) (1/3/22)

Opp: 102, Minnesota (L, 102-76) (11/10/23)

Scored 90+ points

UTSA: 95, at FIU (W, 95-91) (2/25/23)

Opp: 90, at Lamar (L, 90-82) (11/14/23)

Scored less than 50 points

UTSA: 44, at Oklahoma (11/12/21)

Opp: 47, Trinity (11/7/22)

Shot 70+ percent from field

UTSA: N/A

Opp: 70.0% (42-60), UAB (1/07/16)

Shot 60+ percent from field

UTSA: 64.6% (51-79), vs. SW Adventist (3/4/21)

Opp: 62.3% (33-53), Rice (2/3/22)

Shot 50+ percent from field

UTSA: 52.5% (32-61), at Rice (2/16/23)

Opp: 54.5% (30-55), Minnesota (11/10/23)

Shot less than 40 percent from field

UTSA: 31.7% (19-60) at Texas State (11/17/23)

Opp: 35.0% (28-80), at Lamar (11/14/23)

Shot less than 30 percent from field

UTSA: 29.6% (16-54), vs. Grambling State (11/25/22)

Opp: 26.1% (18-69), Dallas Christian (1/3/22)

Shot less than 25 percent from field

UTSA: 25.7% (19-74), UTRGV (12/17/21)

Opp: 23.8% (15-63), Jarvis Christian (1/25/12)

Did not make a 3-pointer

UTSA: vs. Texas (1/05/94)

Opp: at Nicholls (1/14/09)

Won by 20+ points

UTSA: (21) (90-69), vs. Bethune-Cookman (12/18/22)

Opp: (26) (102-76), Minnesota (11/10/23)

Won by 30+ points

UTSA: (53) 101-48, vs. Dallas Christian (1/3/22)

Opp: (40) (106-66), Florida Atlantic (2/23/23)

Won by 40+ points

UTSA: (53) 101-48, vs. Dallas Christian (1/3/22)

Opp: (40) (106-66), Florida Atlantic (2/23/23)

Won by 50+ points

UTSA: (53) 101-48, vs. Dallas Christian (1/3/22)

Opp: (52) 96-44, Oklahoma (11/12/21)

Won by 60+ points

UTSA: (80) 123-43 vs. SW Adventist (3/4/21)

Opp: (66) 50-116 at Texas (12/08/15)

Scored 50+ points in a half

UTSA: 53 (2nd), W, 95-91, at FIU (2/25/23)

Opp: 54 (1st), L, 102-76, at Minnesota (1/10/23)

Scored 50 points in both halves

UTSA: 62 (1st), 63 (2nd) 125-64 vs. Ottawa (11/30/17)

Opp: 51 (1st), 54 (2nd) 105-66, Oklahoma (12/3/20)

Had 5+ players score in double digits

UTSA: Christian Tucker (18), Trey Edmonds (15), Carlton Linguard, Jr. (12), Dre Fuller Jr. (10), Isaiah Wyatt (10) on Nov. 6, 2023 vs. Western Illinois

Opp: Terry Anderson (20), Adam Hamilton (16), B.B. Knight (16), Ja'Sean Jackson (12), Chris Pryor (11) Jakevion Buckley (10) on Nov. 14, at Lamar

Had 2+ 20-point scorers

UTSA: Dhieu Deing (26), Isaiah Addo-Ankrah (21), at Southern Miss (2/17/22)

Opp: Dawson Garcia(22), Isaiah Ihnen (20), Minnesota (11/10/23)

Had 3+ 20-point scorers

UTSA: Jhivvan Jackson (20), Byron Frohnen (21), Keaton Wallace (21), at HBU (11/26/18)

Opp: Donovan Sims (24), Antonio Green (21), James Hawthorne (20), MT (1/17/19)

PLAYER

Scored 50+ points

UTSA: 52, Roderic Hall, vs. Maine (12/6/97)

Opp: 61, Wayman Tisdale, Oklahoma (12/28/83)

Scored 40+ points

UTSA: 45, Jhivvan Jackson, at ODU (2/6/20)

Opp: 41, Mike Daum, South Dakota State (11/20/18)

Scored 30+ points

UTSA: 30, Japhet Medor, vs. Rice (1/16/23)

Opp: 30, Quincy Olivari, Rice (1/16/23)

Recorded a triple-double

UTSA: Devin Gibson, (28 pts, 10 reb, 10 ast) vs. Samford (3/9/11)

Opp: Max Fiedler, Rice (24 pts, 13 reb, 11 ast) (1/16/23)

Recorded a double-double

UTSA: Trey Edmonds (12 pts, 12 reb) at Lamar (11/14/23)

Opp: Brandon Love, Texas State (18 pts, 14 reb) (11/17/23)

Two players recorded a double-double

UTSA: Jacob Germany (20 pts, 13 reb) & DJ Richards (17 pts, 10 reb) at Western Kentucky (2/2/23)

Opp: Terry Anderson(20 pts, 11 reb), Adam Hamilton (16 pts, 14 reb) (Lamar, 11/14/23)

Recorded 20+ rebounds

UTSA: 20, Clarence McGee, vs Hardin-Simmons (2/27/88)

Opp: 22, Wayman Tisdale, Oklahoma (12/28/83)

Recorded 15+ rebounds

UTSA: 18, Jacob Germany, at FIU (2/25/23)

Opp: 16, Isaac Mushila, TAMU-CC (11/11/22)

Recorded 20+pts/20+reb

UTSA: Clarence McGee (20 pts, 20 reb), vs. Hardin-Simmons (2/27/88)

Opp: Wayman Tisdale (61 pts, 22 reb), Oklahoma, (12/28/83)

Recorded 10+ assists

UTSA: 11, Erik Czumbel, at Southern Miss (2/17/22)

Opp: 11, Max Fiedler, Rice (1/16/23)

Made 8+ 3-pointers

UTSA: 8, Keaton Wallace, vs. UAB (3/11/20)

Opp: 8, Keaton Willis, LA Tech (2/19/22)

Made 15+ free throws

UTSA: 16, Japhet Medor, vs. Prairie View A&M (11/22/22)

Opp: 15, Akeem Richmond, East Carolina (2/8/14)

Made 10+ free throws

UTSA: 12, Christian Tucker, vs. Western Illinois (11/6/23)

Opp: 10, Christian Turner, Texas State (11/17/22)

Recorded 10+ blocks

UTSA: N/A

Opp: 13, Wojciech Myrda, Louisiana-Monroe (1/17/02)

Recorded 5+ blocks

UTSA: 5, Jacob Germany, vs. Southern Miss (1/22/21)

Opp: 6, Jamarion Sharp, WKU (2/2/23)

Recorded 5+ steals

UTSA: 5, Japhet Medor, at FIU (2/25/23)

Opp: 6, Isaiah Crawford, La Tech (12/29/22)

Played every minute (regulation)

UTSA: Erik Czumbel & Darius McNeill, at UTEP (1/20/22)

Opp: Cobe Williams, Louisiana Tech (1/28/23)

Two players played every minute (regulation)

UTSA: Erik Czumbel & Darius McNeill, at UTEP (1/20/22)

Opp: Taevion Kinsey & Taylan Grogan, Marshall (2/13/20)

Played every minute (+OT)

UTSA: Jordan Sims, at Tulsa (3/2/14)

Opp: Jared Savage, WKU (2/15/20)

Played every minute (+20T)

UTSA: N/A

Opp: Jon Davis, Charlotte (2/25/16)

Fouled out

UTSA: Carlton Linguard Jr., Houston Christian (11/20/23)

Opp: Marcus Greene, Houston Christian (11/20/23)

Two or more players fouled out

UTSA: Carlton Linguard Jr., Trey Edmonds, Texas State (11/18/23)

Opp: Jame Harrison, Josh Nzeakor, vs. Lamar (3/14/18)

MISCELLANEOUS STATISTICS

dates to prior seasons = *

Current Streak	Won 1
Current Home Streak *	Won 2
Current Road/Neutral Streak	Won 1
Last Win	Nov. 20, 2023 at Houston Christian (89-87)
Last Home Win	Nov. 6, 2023 vs. Western Illinois (78-68 OT)
Last Road Win ...	Nov. 20, 2023 at Houston Christian (89-87)
Last Neutral Win...	Dec. 11, 2021 vs. Sam Houston (78-73)*
Last Loss	Nov. 17, 2023 at Texas State (62-72)
Last Home Loss	Feb. 18 vs. UAB (78-83)*
Last Road Loss	Nov. 17, 2023 at Texas State (62-72)
Last Neutral Loss	March 8, 2023 vs. Rice [CUSA] (71-72)*

2023-24 RECORD BY STARTING LINEUP

Holiman, Tucker, Fuller, Edmonds, Linguard	1-3
Holiman, Ticker, Wyatt, Fuller, Linguard	1-0

LEADING THE TEAM

- Following is the number of times a player led UTSA in scoring, rebounding, assists and steals.
- If two or more players tied for the team lead, all were credited for that game:

Player	Pts.	Reb.	Ast.	Blk.	Stl.
PJ Carter	1	1	-	1	-
Chandler Cuthrell	-	1	-	1	-
Massal Diouf	-	-	-	2	-
Trey Edmonds	-	2	-	-	-
Dre Fuller Jr.	1	-	-	2	-
Adante' Holiman	1	-	1	1	1
Carlton Linguard Jr.	-	1	-	2	-
Nazar Mahmoud	-	-	-	-	-
Josh Reid	-	-	-	-	-
Christian Tucker	2	-	4	2	2
Isaiah Wyatt	-	-	-	2	1

UTSA SPECIALTY STATISTICS

OPPONENT	POINTS VIA						LEAD		LARGE		LARGE DEFICIT	
	T/O	2ND CH	PAINT	FASTB	BENCH	TIES	CHG	LEAD	LEAD TM	W-L, SCORE	OVERCOME	
Trinity (exhib.)	24	22	42	0	38	0	1	30	38:55	W, 100-70	N/A Led Full	
McLurry (exhib.)	21	26	72	28	69	0	2	48	38:29	W, 125-84	N/A Led Full	
Western Illinois	14	10	28	16	15	8	9	10	36:29	W, 78-68 OT	2	
at Minnesota	11	11	36	16	30	0	0	-	00:00	L, 76-102	N/A Trailed Full	
at Lamar	10	13	32	15	32	10	9	8	19:23	L, 82-90	8	
at Texas State	12	14	14	5	25	5	4	3	2:25	L, 62-72	6	
at Houston Christian	12	17	44	7	29	3	3	13	36:24	W, 89-87	2	
Jacksonville State												
UIW												
Lama												
Arkansas-Fort Smith												
at Little Rock												
at Oregon State												
Army West Point												
Prairie View A&M												
UAB*												
at Rice*												
at Memphis*												
Charlotte*												
at Tulsa*												
Florida Atlantic*												
Tulane*												
at South Florida*												
Rice*												
at Wichita State*												
East Carolina*												
at Charlotte*												
at Temple*												
South Florida*												
at North Texas*												
Tulsa*												
at SMU*												
Temple*												

GAME MARGINS

	1	2	3	4	5	6	7	8	9	10	11	12	13	14	15+
Wins by	-	1	-	-	-	-	-	-	-	1	-	-	-	-	-
Losses by	-	-	-	-	-	-	-	1	-	1	-	-	-	-	1

UTSA IN GAMES DECIDED BY

1-5 points	6-10 points	11-19 points	20 or more
1-0	1-2	0-0	0-1

UTSA TOP INDIVIDUAL PERFORMANCES

POINTS 24 - Dre Fuller Jr. at Houston Christian (11/20/23)	3FG ATT. 11 - Adante' Holiman at Lamar (11/14/23)	ASSISTS 8 - Christian Tucker vs Western Ill. (11/6/2023)
FG MADE 8 - Dre Fuller Jr. at Houston Christian (11/20/23)	FT MADE 12 - Christian Tucker vs Western Ill. (11/6/2023)	8 - Christian Tucker at Houston Christian (11/20/23)
FG ATT. 16 - Adante' Holiman at Lamar (11/14/23)	FT ATT. 15 - Christian Tucker vs Western Ill. (11/6/2023)	STEALS 3 - Christian Tucker at Minnesota (11/10/23)
FG PCT. .750 (3-4) - Trey Edmonds HCU (11/20/23)	FT PCT. (MIN 3) .800 - Christian Tucker vs Western Ill. (11/6/2023)	3 - Adant'e Holiman at Houston Christian (11/20/23)
3FG MADE 4 - Adante' Holiman at Minnesota (11/10/2023)	REBOUNDS 12 - Trey Edmonds at Lamar (11/14/23)	BLOCKS 2 (6x) - Multiple Players, las at HCU (11/20/23)
4 - Adante' Holiman at Lamar (11/14/23)		TURNOVERS 4 - Dre Fuller Jr. at Texas State (11/17/23)

UTSA TEAM SINGLE-GAME SEASON HIGHS

POINTS UTSA: 89 at Houston Christian (11/20/23) OPP: 102 at Minnesota (11/10/23)	3FG UTSA: 9 at Minnesota (11/10/23) OPP: 14 at Minnesota (11/10/23)	ASSISTS UTSA: 16 at Houston Christian (11/20/23) OPP: 21 (2x) at Minnesota (11/10/23)/ at Lamar (11/14/23)
FIELD GOALS UTSA: 33 at Houston Christian (11/20/23) OPP: 30 at Minnesota (11/20/23)	FREE THROWS MADE UTSA: 26 vs. Western Illinois (11/6/23) OPP: 28 at Minnesota (11/10/23)	STEALS UTSA: 7 at Minnesota (11/10/23) OPP: 8 at Houston Christian (11/20/23)
FIELD GOAL PCT. UTSA: .493 at Houston Christian (11/20/23) OPP: .545 at Minnesota (11/10/23)	REBOUNDS UTSA: 47 vs. Western Illinois (11/6/23) OPP: 57 at Lamar (11/14/23)	BLOCKS UTSA: 7 vs. Western Illinois (11/6/23) OPP: 10 vs. Western Illinois (11/6/23)



UTSA IN NCAA RANKINGS

as of 11/23

Category	NCAA Rank	AAC Rank	Value
Assist/Turnover Ratio	108	5	1.27
Assists/game	190	9	13.2
Bench Points/game	104	6	26.2
Blocks/game	48	4	5
Effective FG pct	304	13	45.6
Fastbreak Points	127	8	11.8
FG Percentage	309	13	40
FG Percentage Defense	124	7	40.5
Fouls/game	345	14	23
FT Attempts/game	46	3	24.8
FT Percentage	204	11	69.4
FT Made/game	62	6	17.2
Rebound Margin	321	13	-6
Rebounds (Defensive)/game	85	5	28.2
Rebounds (Offensive)/game	79	5	12.8
Rebounds/game	61	4	41
Scoring Defense	335	13	83.8
Scoring Margin	298	13	-6.4
Scoring Offense	149	6	77.4
Steals/game	265	13	5.8
3-Point Attempts/game	107	5	24.4
3-Point Percentage	246	10	30.3
3-Point Percentage Defense	177	11	31.9
3-Pointers/game	174	7	7.4
Turnover Margin	220	11	-0.4
Turnovers Forced/game	319	13	10
Turnovers/game	60	3	10.4
Winning Percentage	242	13	40.0

UTSA IN AAC INDIVIDUAL RANKINGS

top 15 only (as of 11/23)

Player	Rank	Value
Carlton Linguard Jr.		
Rebounds	9	37
Blocks	T6	6
Blocked Shot Avg.	T9	1.2
Offensive Rebound Avg.	T11	2.4
Rebounding Avg.	T13	7.0
Christian Tucker		
Assists	1	30
Assists Avg.	1	6.0
Assist/Turnover Ratio	1	4.29
Free Throw Attempts	4	32
Free Throws	5	27
Free Throw Pct.	8	.844
Minutes Avg.	13	31:42
Adante' Holiman		
3-Point Attempts	6	29
Dre Fuller Jr.		
Defensive Rebound Avg.	8	5.6
3-Point Attempts	10	26
Rebounds	15	32
Trey Edmonds		
Offensive Rebound Avg.	3	3.2
Rebounds	9	37
Free Throw Attempts	10	26
Rebounds Avg.	11	7.4

UTSA INDIVIDUAL MISCELLANEOUS STATISTICS

DOUBLE-FIGURE SCORING GAMES

Player	20-21	21-22	22-23	23-24	UTSA (Tot)
Carter	-	-	x	2	2 (2)
Cuthrell	x	x	x	1	1 (1)
Diouf	x	x	0	0	0
Edmonds	x	1	1	3	3 (5)
Fuller 19-20 (7)	5	3	x	4	4 (19)
Holiman	-	-	9	1	1 (10)
Ivy-Curry	6	15	20	-	21 (41)
Linguard	1	0	x	2	3 (4)
Mahmoud	-	-	-	0	0
Tucker	x	2	5	3	10 (10)
Wyatt	-	-	25	1	1 (26)

(other institution)

20-POINT+ SCORING GAMES

Player	20-21	21-22	22-23	23-24	UTSA (Tot)
Carter	-	-	x	0	0
Cuthrell	x	x	x	0	0
Diouf	x	x	0	0	0
Edmonds	x	0	0	0	0
Fuller 19-20 (0)	0	0	x	1	1 (1)
Holiman	-	-	0	1	1 (1)
Ivy-Curry	0	4	2	-	4 (6)
Linguard	0	0	x	0	0
Mahmoud	-	-	-	0	0
Tucker	x	0	0	0	0
Wyatt	x	1	4	0	0 (4)

(other institution)

DOUBLE-FIGURE REBOUNDING GAMES

Player	20-21	21-22	22-23	23-24	UTSA (Tot)
Carter	-	-	x	0	0
Cuthrell	-	-	-	1	1 (1)
Diouf	x	x	0	0	0
Edmonds	x	0	0	1	1 (1)
Fuller 19-20 (0)	3	0	x	0	0 (3)
Holiman	-	-	0	0	0
Ivy-Curry	0	0	1	-	0 (1)
Linguard	0	0	x	1	1 (1)
Mahmoud	-	-	-	0	0
Tucker	x	0	0	0	0
Wyatt	-	-	4	0	0 (4)

(other institution)

DOUBLE-DOUBLES

Player	20-21	21-22	22-23	23-24	UTSA (Tot)
Carter	-	-	x	0	0
Cuthrell	-	x	x	0	0
Diouf	-	-	0	0	0
Edmonds	-	0	0	1	1 (1)
Fuller	0	0	x	0	0
Holiman	-	-	0	0	0
Ivy-Curry	0	0	1	-	0 (1)
Linguard	0	0	x	1	1 (1)
Mahmoud	-	-	-	0	0
Tucker	x	0	0	0	0
Wyatt	-	-	4	0	0 (4)

(other institution)

UTSA SINGLE-GAME RECORDS INDIVIDUAL

POINTS

52 by Roderic Hall vs. Maine (12/6/97)

FIELD GOALS MADE

22 by Derrick Gervin vs. Baylor (1/2/85)

FIELD GOALS ATTEMPTED

33 by Jhivvan Jackson at ODU (2/6/20)

HIGHEST FIELD GOAL PERCENTAGE (min. 10 att.)

92.0% (12-13) by Leon Watson vs. Texas College (11/22/98)

FREE THROWS MADE

20 by McEverett Powers vs. Texas-Arlington (1/24/02)

FREE THROWS ATTEMPTED

26 by McEverett Powers vs. Texas-Arlington (1/24/02)

FREE THROW PERCENTAGE (min. 10 att.)

100% (15-15) by Keaton Wallace vs. TAMU-CC (12/3/19)

100% (14-14) by Afis Olajuwon vs. Sam Houston St. (1/9/93)

100% (12-12) by Jhivvan Jackson vs. UTEP (1/18/20)

100% (13-13) by Keon Lewis vs. Texas A&M-Corpus Christi (11/23/13)

100% (12-12) by Jhivvan Jackson vs. Illinois St. (12/21/19)

100% (12-12) by Keon Lewis vs. UTPA (12/7/13)

100% (11-11) by Devin Gibson vs. Samford (12/20/10)

100% (10-10) by Japhet Medor vs. UTEP (2/11/23)

100% (10-10) by Jeff Beverly vs. Texas State (11/25/16)

100% (10-10) by Travis Gabbidon vs. Colgate (1/2/09)

100% (10-10) by Omar Johnson vs. Central Arkansas (2/11/09)

100% (10-10) by Steve Meyer vs. UTPA (12/9/97)

REBOUNDS

25 by Lennell Moore vs. Centenary (1/5/87)

3-POINT FGS MADE

10 by J.R. Harris at UAB (1/7/16)

3-POINT FGS ATTEMPTED

18 Twice, by Jhivvan Jackson vs. Marshall (3/7/20); at Old Dominion (2/6/20)

ASSISTS

14 by Issy Washington vs. Jarvis Christian (11/29/86)

STEALS

8 by Kurt Attaway vs. Southeastern Louisiana (3/5/04)

8 by Taju Olajuwon vs. Samford (1/19/91)

BLOCKED SHOTS

6 by Tom Oswald vs. UL Monroe (1/20/96)

TURNOVERS

12 by Andrew Francis vs. Northwestern St. (1/13/07)

12 by Devin Gibson vs. Arkansas (12/12/07)

TEAM

POINTS 136 vs. East Central (11/22/08)

HIGH WIN MARGIN 80 (123-43) vs. SW Adventis (3/4/21)

HIGH LOSS MARGIN 66 (50-116) at Texas (12/8/15)

FG MADE 55 vs. Texas State (11/24/90)

HIGHEST FG% 68.5% (37-54) vs. UTPA (12/18/97)

MOST FT MADE 38 vs. Northwestern State (2/15/01)

38 vs. UT Arlington (1/24/02)

MOST 3FG MADE 18 vs. Louisiana Tech (1/9/20)

MOST REBOUNDS 67 vs. Ottawa (11/30/17)

67 vs. Marshall (2/13/20)

MOST ASSISTS 37 vs. Schreiner (12/1/93)

MOST STEALS 27 vs. Samford (1/19/91)

MOST BLOCKS 11 vs. Texas-Pan American (1/24/85)

MOST TURNOVERS 35 vs. Texas (12/5/95)

MOST FOULS 37 vs. Baylor (1/2/85)



GAME-BY-GAME STARTING LINEUPS

OPPONENT	1	2	3	4	5	RECORD BY LINEUP
Trinity (exhib.) (W, 100-70)	Holiman	Tucker	Fuller	Edmonds	Linguard	
McMurry (Exhibition) (W, 125-84)	Holiman	Carter	Fuller	Edmonds	Linguard	
Western Illinois (W, 78-68 OT)	Holiman	Tucker	Fuller	Edmonds	Linguard	1-0
at Minnesota (L, 76-102)	Holiman	Tucker	Fuller	Edmonds	Linguard	1-1
at Lamar (L, 82-90)	Holiman	Tucker	Fuller	Edmonds	Linguard	1-2
at Texas State (L, 62-72)	Holiman	Tucker	Fuller	Edmonds	Linguard	1-3
at Houston Christian (W, 89-87)	Holiman	Tucker	Wyatt	Fuller	Edmonds	1-0
Jacksonville State						
UIW						
Lama						
Arkansas-Fort Smith						
at Little Rock						
at Oregon State						
Army West Point						
Prairie View A&M						
UAB*						
at Rice*						
at Memphis*						
Charlotte*						
at Tulsa*						
Florida Atlantic*						
Tulane*						
at South Florida*						
Rice*						
at Wichita State*						
East Carolina*						
at Charlotte*						
at Temple*						
South Florida*						
at North Texas*						
Tulsa*						
at SMU*						
Temple*						



AMERICAN ATHLETIC CONFERENCE 2023-24 HONORS RECAP

	Player of the Week	Freshman of the Week
Week 1	Aaron Scott, Jr. (North Texas)	Jayden Reid (South Florida)
W1 Honor Roll:	RJ Felton (ECU), Vladislav Goldin (FAU), Jahliil White (TEM), Kevin Cross (TLN), Cobe Williams (TLSA)	
Week 2	Igor Milicic Jr. (Charlotte)	PJ Haggerty (Tulsa)
W2 Honor Roll:	Alejandro Vasquez (UAB), David Jones (MEM), Hysier Miller (TEM), Sion James (TUL), Xavier Bell (WSU)	
Week 3		
Week 4		
Week 5		
Week 6		
Week 7		
Week 8		
Week 9		
Week 10		
Week 11		
Week 12		
Week 13		
Week 14		
Week 15		

AAC 2023-24 PRESEASON POLL

- Florida Atlantic (11).....167
- Memphis (3).....159
- Tulane.....142
- UAB128
- East Carolina.....105
- North Texas.....100
- SMU.....97
- Wichita State90
- South Florida62
- Tulsa59
- Rice56
- Temple49
- Charlotte46
- UTSA.....14

First-place votes in parenthesis

PRESEASON AAC Honors

- Preseason Player of the Year**
 Johnell Davis, Jr., G, Florida Atlantic
 Alijah Martin, Jr., G, Florida Atlantic
- Preseason Rookie of the Year**
 Carl Cherenfant, G, Memphis
 JJ Taylor, F, Memphis

PRESEASON AAC All-Conference

- First Team**
 Eric Gaines, Jr., G, UAB
 Johnell Davis, Jr., G, Florida Atlantic
 Alijah Martin, Jr., G, Florida Atlantic
 Jahvon Quinerly, Sr., G, Memphis
 Jaylen Forbes, Jr., G, Tulane*
- Second Team**
 RJ Felton, Jr., G, East Carolina
 Jordan Brown, R-Sr., F, Memphis
 Max Fiedler, Sr., F, Rice
 Zhuric Phelps, Jr., G, SMU
 Kevin Cross, Jr., F, Tulane
 *denotes unanimous selection



2023-24 Regular Season Stats

Game Records

Record	Overall	Home	Away	Neutral
ALL GAMES	2-3	1-0	1-3	0-0
CONFERENCE	0-0	0-0	0-0	0-0
NON-CONFERENCE	2-3	1-0	1-3	0-0

Team Box Score Extended

No.	Player	Total			3-Point		F-Throw		Rebounds				Other Stats														
		GP-GS	MIN	AVG	FG-FGA	FG%	3FG-3FGA	3FG%	FT-FTA	FT%	OFF	DEF	TOT	AVG	PF	DQ	A	A/G	TO	TO/G	A/TO	BLK	BLK/G	STL	STL/G	PTS	AVG
4	FULLER JR., Dre	5-5	132:58	26.6	22-55	.400	9-26	.346	10-13	.769	4	28	32	6.4	12	0	6	1.20	10	2.00	0.60	3	0.60	2	0.40	63	12.6
5	HOLIMAN, Adante'	5-5	130:45	26.1	18-52	.346	9-29	.310	12-17	.706	1	8	9	1.8	13	0	12	2.40	5	1.00	2.40	2	0.40	6	1.20	57	11.4
22	TUCKER, Christian	5-5	158:31	31.7	14-45	.311	2-13	.154	27-32	.844	5	10	15	3.0	16	0	30	6.00	7	1.40	4.29	1	0.20	6	1.20	57	11.4
3	EDMONDS, Trey	5-5	120:51	24.2	18-35	.514	0-0	.000	12-26	.462	16	21	37	7.4	19	2	5	1.00	4	0.80	1.25	3	0.60	4	0.80	48	9.6
21	CARTER, PJ	5-0	107:05	21.4	17-36	.472	4-13	.308	6-9	.667	2	3	5	1.0	6	0	2	0.40	4	0.80	0.50	0	0.00	1	0.20	44	8.8
11	WYATT, Isaiah	5-1	104:29	20.9	12-29	.414	7-20	.350	4-7	.571	3	14	17	3.4	5	0	4	0.80	6	1.20	0.67	3	0.60	4	0.80	35	7.0
2	LINGUARD, JR., Carlton	5-4	114:43	22.9	13-33	.394	2-11	.182	6-6	1.000	12	23	35	7.0	16	2	3	0.60	2	0.40	1.50	6	1.20	3	0.60	34	6.8
10	CUTHRELL, Chandler	5-0	84:49	17.0	9-27	.333	2-7	.286	7-8	.875	8	19	27	5.4	10	0	2	0.40	7	1.40	0.29	4	0.80	2	0.40	27	5.4
14	DIOUF, Massal	5-0	46:09	9.2	5-10	.500	0-0	.000	2-6	.333	2	6	8	1.6	14	0	1	0.20	2	0.40	0.50	3	0.60	1	0.20	12	2.4
0	MAHMOUD, Nazar	5-0	24:40	4.9	4-8	.500	2-3	.667	0-0	.000	2	1	3	0.6	4	0	1	0.20	2	0.40	0.50	0	0.00	0	0.00	10	2.0
Total		5	1025		132-330	.400	37-122	.303	86-124	.694	64	141	205	41.0	115	4	66	13.20	52	10.40	1.27	25	5.00	29	5.80	387	77.4
Opponents		5	1025		133-328	.405	37-116	.319	116-167	.695	80	155	235	47.0	102	2	72	14.40	50	10.00	1.44	30	6.00	28	5.60	419	83.8

Team Statistics

	UTSA	OPP
Scoring	387	419
Points per game	77.4	83.8
Scoring margin	-6.4	-
Field goals-att	132-330	133-328
Field goal pct	.400	.405
3 point fg-att	37-122	37-116
3-point FG pct	.303	.319
3-pt FG made per game	7.4	7.4
Free throws-att	86-124	116-167
Free throw pct	.694	.695
F-Throws made per game	17.2	23.2
Rebounds	205	235
Rebounds per game	41.0	47.0
Rebounding margin	-6.0	-
Assists	66	72
Assists per game	13.2	14.4
Turnovers	52	50
Turnovers per game	10.4	10.0
Turnover margin	-0.4	-
Assist/turnover ratio	1.3	1.4
Steals	29	28
Steals per game	5.8	5.6
Blocks	25	30
Blocks per game	5.0	6.0
Winning streak	1	-
Home win streak	1	-
Attendance	1567	12842
Home games-Avg/Game	1-1567	4-3211
Neutral site-Avg/Game	-	0-0

Score by Periods

Team	1st	2nd	OT	TOT
UTSA	170	204	13	387
Opponents	197	219	3	419



2023-24 UTSA Team Game-by-Game Stats

Opponent	Date	Score	Wot	Total		3-Pointers		Free throws		Rebounds										
				FG-FGA	PCT	3FG-3FGA	PCT	FT-FTA	PCT	OFF	DEF	TOT	AVG	PF	A	TO	BLK	STL	PTS	AVG
Western Ill.	11/06/2023	78-68	Wot	23-64	.359	6-23	.261	26-35	.743	11	36	47	47.0	15	13	7	7	6	78	78.0
at Minnesota	11/10/2023	76-102	L	29-71	.408	9-22	.409	9-16	.563	12	20	32	39.5	22	14	10	1	7	76	77.0
at Lamar University	11/14/2023	82-90	L	28-68	.412	8-30	.267	18-26	.692	12	33	45	41.3	22	15	10	3	4	82	78.7
at Texas St.	11/17/2023	62-72	L	19-60	.317	8-27	.296	16-22	.727	15	25	40	41.0	29	8	13	5	6	62	74.5
at Houston Christian	11/20/2023	89-87	W	33-67	.493	6-20	.300	17-25	.680	14	27	41	41.0	27	16	12	9	6	89	77.4
Total		387		132-330	.400	37-122	.303	86-124	.694	64	141	205	41.0	115	66	52	25	29	387	77.4
Opponents		419		133-328	.405	37-116	.319	116-167	.695	80	155	235	47.0	102	72	50	30	28	419	83.8

UTSA Averages

Games Played	Points/game	FG Pct	3FG Pct	FT Pct	Rebounds/game	Assists/game	Turnovers/game	Assist/Turnover ratio	Steals/game	Blocks/game
5	77.4	40.0	30.3	69.4	41.0	13.2	10.4	1.3	5.8	5.0

2023-24 Opponent Team Game-by-Game Stats

Opponent	Date	Score	Wot	Total		3-Pointers		Free throws		Rebounds										
				FG-FGA	PCT	3FG-3FGA	PCT	FT-FTA	PCT	OFF	DEF	TOT	AVG	PF	A	TO	BLK	STL	PTS	AVG
Western Ill.	11/06/2023	78-68	Wot	24-75	.320	6-28	.214	14-25	.560	21	35	56	56.0	25	9	12	10	2	68	68.0
at Minnesota	11/10/2023	76-102	L	30-55	.545	14-29	.483	28-34	.824	7	36	43	49.5	19	21	11	6	7	102	85.0
at Lamar University	11/14/2023	82-90	L	28-80	.350	11-29	.379	23-30	.767	25	32	57	52.0	21	21	8	8	4	90	86.7
at Texas St.	11/17/2023	62-72	L	21-50	.420	3-14	.214	27-43	.628	11	30	41	49.3	21	10	9	4	7	72	83.0
at Houston Christian	11/20/2023	89-87	W	30-68	.441	3-16	.188	24-35	.686	16	22	38	47.0	16	11	10	2	8	87	83.8
Total		419		133-328	.405	37-116	.319	116-167	.695	80	155	235	47.0	102	72	50	30	28	419	83.8
UTSA		387		132-330	.400	37-122	.303	86-124	.694	64	141	205	41.0	115	66	52	25	29	387	77.4

Opponents Averages

Games Played	Points/game	FG Pct	3FG Pct	FT Pct	Rebounds/game	Assists/game	Turnovers/game	Assist/Turnover ratio	Steals/game	Blocks/game
5	83.8	40.5	31.9	69.5	47.0	14.4	10.0	1.4	5.6	6.0

Game 1 Box Score - Western Illinois



Official Basketball Box Score - Final
Western Illinois at UTSA
 11/06/23 Convocation Center, San Antonio
 2023-24 Men's Basketball

Game Time: 7:00 PM
 Game Duration: 2:33
 Attendance: 1,567

Officials: Shaen Land, Raymond Tate, Trent Davis

Western Illinois - 68

Record: 0-1

NO.	Name	Min	FG			Rebounds			Fouls		TP	AS	TO	ST	Blocks		+/-
			M-A	M-A	M-A	OR	DR	TOT	PF	FD					BS	BA	
4	Jesiah West	F 33:42	5-15	0-3	1-2	7	6	13	4	2	11	1	2	1	1	1	-9
22	Joe Petrakis	F 33:21	1-6	0-3	0-0	0	3	3	3	0	2	2	0	0	2	1	-15
23	Drew Cisse	F 19:08	4-5	0-0	0-1	3	4	7	5	1	8	1	2	1	0	0	1
1	Quinlan Bennett	G 19:21	1-6	0-0	0-2	2	3	5	3	1	2	1	1	0	0	1	-4
5	James Dent Jr.	G 36:45	6-18	2-9	6-10	1	6	7	2	5	20	2	2	0	1	3	-12
24	Tay Knox	25:30	2-7	0-0	0-0	3	6	9	3	2	4	0	1	0	4	1	-1
0	Shay Davis	33:11	3-10	3-9	3-4	0	2	2	0	1	12	2	3	0	2	0	-4
2	Ryan Myers	15:26	2-7	1-4	3-4	0	0	0	4	2	8	0	0	0	0	0	-5
13	Braden Lamar	05:08	0-1	0-0	0-0	1	1	2	1	0	0	0	0	0	0	0	1
20	Rodrick Payne	02:58	0-0	0-0	1-2	0	2	2	0	1	1	0	0	0	0	0	-2
11	De'Meiko Anderson	00:30	0-0	0-0	0-0	0	1	1	0	0	0	0	0	0	0	0	0
Team						4	1	5			0		1				
Totals			24-75	6-28	14-25	21	35	56	25	15	68	9	12	2	10	7	-10

Shooting By Period		
1 st FG%	8-27	29.6%
3PT%	2-10	20.0%
FT%	10-16	62.5%
2 nd FG%	15-40	37.5%
3PT%	3-13	23.1%
FT%	4-8	50%
OT FG%	1-8	12.5%
3PT%	1-5	20.0%
FT%	0-1	0%
GM FG%	24-75	32.0%
3PT%	6-28	21.4%
FT%	14-25	56.0%

Dead Ball Rebounds: 5, 0

Technical Fouls: NONE

UTSA - 78

Record: 1-0

NO.	Name	Min	FG			Rebounds			Fouls		TP	AS	TO	ST	Blocks		+/-
			M-A	M-A	M-A	OR	DR	TOT	PF	FD					BS	BA	
3	Trey Edmonds	F 35:42	5-10	0-0	5-7	3	5	8	3	4	15	1	1	1	1	2	15
2	Carlton Linguard, Jr.	C 30:01	4-9	2-5	2-2	1	9	10	0	2	12	1	0	0	2	0	10
4	Dre Fuller Jr.	G 29:47	3-12	1-6	3-4	1	6	7	1	3	10	0	1	0	0	1	-2
5	Adante Holiman	G 19:10	3-9	1-4	1-2	1	1	2	4	2	8	0	0	0	0	1	-1
22	Christian Tucker	G 34:23	3-8	0-2	12-15	1	2	3	3	9	18	8	1	2	0	2	16
11	Isaiah Wyatt	31:34	3-7	1-3	3-4	2	4	6	0	2	10	2	1	1	2	2	5
10	Chandler Cuthrell	10:26	0-3	0-1	0-0	0	7	7	1	1	0	1	1	1	2	1	4
14	Massal Diouf	05:34	0-1	0-0	0-0	0	1	1	1	0	0	0	0	0	0	0	2
21	PJ Carter	23:36	2-5	1-2	0-1	1	1	2	1	1	5	0	0	1	0	1	1
0	Nazar Mahmoud	04:47	0-0	0-0	0-0	1	0	1	1	1	0	0	1	0	0	0	0
Team						0	0	0			0		1				
Totals			23-64	6-23	26-35	11	36	47	16	25	78	13	7	6	7	10	10

Shooting By Period		
1 st FG%	9-38	23.7%
3PT%	3-16	18.8%
FT%	7-10	70%
2 nd FG%	10-22	45.5%
3PT%	3-7	42.9%
FT%	14-20	70%
OT FG%	4-4	100.0%
3PT%	0-0	0.0%
FT%	5-5	100%
GM FG%	23-64	35.9%
3PT%	6-23	26.1%
FT%	26-35	74.3%

Dead Ball Rebounds: 4, 0

Technical Fouls: Coach 1st: 42

	WIU	UTSA
Biggest lead	2 (1 st 19:29)	10 (1 st OT 0:54)
Best Scoring Run	5 (1 st 9:49)	7 (1 st 7:06)
Lead Changes	9	
Times Tied	8	
Time with Lead	03:19	36:29

Points from	WIU	UTSA
Turnovers	4	14
Paint	32	28
Second Chance	17	10
Fast Breaks	10	16
Bench	25	15

Period by Period Scoring				
	1st	2nd	OT1	TOT
WIU	28	37	3	68
UTSA	28	37	13	78



Game 2 Box Score - at Minnesota



Official Basketball Box Score - Final
UTSA at Minnesota
 11/10/23 Williams Arena, Minneapolis
 2023-24 Men's Basketball

Game Time: 6:30 PM
 Game Duration: 2:12
 Attendance: 6,973

Officials: Mike Peason, Shane Staggs, Tony Meeks

UTSA - 76

Record: 1-1

NO.	Name	F/C	Min	FG M-A	3P M-A	FT M-A	Rebounds			Fouls		TP	AS	TO	ST	Blocks		+/-
							OR	DR	TOT	PF	FD					BS	BA	
3	Trey Edmonds	F	19:02	5-11	0-0	2-5	2	0	2	5	3	12	0	1	1	1	1	-13
2	Carlton Linguard, Jr.	C	30:13	0-4	0-2	2-2	2	4	6	2	1	2	0	1	1	0	0	-18
4	Dre Fuller Jr.	G	25:01	6-11	2-4	2-2	2	7	9	2	1	16	2	2	1	0	1	-8
5	Adante' Holiman	G	26:10	5-10	4-6	0-1	0	0	0	1	1	14	3	2	0	0	0	-23
22	Christian Tucker	G	27:10	1-7	0-2	0-0	0	0	0	3	4	2	5	0	3	0	2	-21
11	Isaiah Wyatt		14:54	1-3	1-2	0-1	0	2	2	0	2	3	1	0	1	0	0	-15
14	Massal Diouf		10:14	3-5	0-0	0-1	1	0	1	3	2	6	0	0	0	0	1	-1
10	Chandler Cuthrell		11:25	0-3	0-0	0-0	0	3	3	3	0	0	0	1	0	0	1	-10
21	PJ Carter		26:52	6-12	0-4	3-4	0	1	1	2	4	15	2	2	0	0	0	-18
0	Nazar Mahmoud		08:59	2-5	2-2	0-0	1	1	2	1	1	6	1	1	0	0	0	-3
Team							4	2	6			0		0				
Totals				29-71	9-22	9-16	12	20	32	22	19	76	14	10	7	1	6	-26

Shooting By Period		
1 st FG%	11-36	30.6%
3PT%	3-10	30.0%
FT%	5-7	71.4%
2 nd FG%	18-35	51.4%
3PT%	6-12	50.0%
FT%	4-9	44.4%
GM FG%	29-71	40.8%
3PT%	9-22	40.9%
FT%	9-16	56.3%

Dead Ball Rebounds: 1, 0

Technical Fouls::NONE

Minnesota - 102

Record: 2-0

NO.	Name	F/C	Min	FG M-A	3P M-A	FT M-A	Rebounds			Fouls		TP	AS	TO	ST	Blocks		+/-
							OR	DR	TOT	PF	FD					BS	BA	
1	Joshua Ola-Joseph	F	23:22	3-4	1-2	5-7	0	3	3	2	5	12	0	1	1	0	0	8
3	Dawson Garcia	F	33:56	7-14	1-4	7-7	1	5	6	1	7	22	3	0	1	2	0	32
5	Isaiah Ihnen	F	18:56	7-7	5-5	1-2	2	4	6	3	1	20	0	1	0	0	0	8
0	Elijah Hawkins	G	28:56	1-6	0-3	6-6	1	9	10	3	3	8	8	6	2	1	0	14
4	Braeden Carrington	G	21:30	1-4	0-3	1-2	0	2	2	0	1	3	1	1	0	1	0	32
2	Mike Mitchell Jr.		21:14	4-8	3-6	0-0	1	1	2	3	0	11	2	1	1	1	0	15
23	Parker Fox		11:41	1-1	0-0	4-5	1	4	5	4	3	6	0	1	0	1	0	13
24	Cam Christie		26:15	5-8	4-6	4-5	0	3	3	1	2	18	4	0	2	0	0	16
33	Jack Wilson		09:25	1-2	0-0	0-0	0	0	0	2	0	2	3	0	0	0	1	-3
15	Kadyn Betts		03:34	0-1	0-0	0-0	0	0	0	0	0	0	0	0	0	0	0	-3
8	Kris Keinys		01:11	0-0	0-0	0-0	0	1	1	0	0	0	0	0	0	0	0	-2
Team							1	4	5			0		0				
Totals				30-55	14-29	28-34	7	36	43	19	22	102	21	11	7	6	1	26

Shooting By Period		
1 st FG%	16-31	51.6%
3PT%	6-15	40.0%
FT%	16-18	88.9%
2 nd FG%	14-24	58.3%
3PT%	8-14	57.1%
FT%	12-16	75%
GM FG%	30-55	54.5%
3PT%	14-29	48.3%
FT%	28-34	82.4%

Dead Ball Rebounds: 4, 0

Technical Fouls::NONE

	UTSA	UMN
Biggest lead	0 (1 st 20:00)	34 (2 nd 13:42)
Best Scoring Run	7 (2 nd 5:16)	12 (2 nd 13:42)
Lead Changes	0	
Times Tied	0	
Time with Lead	00:00	38:49

	UTSA	UMN
Points from		
Turnovers	11	12
Paint	36	30
Second Chance	11	9
Fast Breaks	16	24
Bench	30	37

	Period by Period Scoring		
	1st	2nd	TOT
UTSA	30	46	76
UMN	54	48	102



Game 3 Box Score - at Lamar



Official Basketball Box Score - Final
UTSA at Lamar University
 11/14/23 Montagne Center, Beaumont
 2023-24 Men's Basketball

Game Time: 7:00 PM
 Game Duration: 2:15
 Attendance: 3,264

Officials: Kerry Sitton, Brent Dugas, Matthew Martinez

UTSA - 82

Record: 1-2

NO.	Name	F/C	Min	FG			Rebounds			Fouls		TP	AS	TO	ST	Blocks		+/-
				M-A	M-A	M-A	OR	DR	TOT	PF	FD					BS	BA	
3	Trey Edmonds	F	31:40	5-7	0-0	2-5	5	7	12	3	5	12	4	0	1	0	1	1
2	Carlton Linguard, Jr.	C	23:40	4-8	0-2	2-2	3	4	7	4	1	10	0	1	0	2	1	-1
4	Dre Fuller Jr.	G	17:44	0-7	0-3	0-2	1	7	8	1	1	0	2	2	0	0	2	-7
5	Adante' Holiman	G	32:53	7-16	4-11	4-5	0	4	4	3	5	22	1	2	2	1	1	-1
22	Christian Tucker	G	23:28	2-7	0-3	2-2	1	3	4	4	2	6	6	2	0	0	1	-10
11	Isaiah Wyatt		22:17	3-6	2-5	1-2	1	3	4	1	1	9	1	1	0	0	0	-7
14	Massal Diouf		06:46	0-2	0-0	1-2	0	0	0	3	1	1	1	0	0	0	0	-6
21	PJ Carter		19:44	4-8	1-2	3-3	1	0	1	0	3	12	0	0	0	0	1	-3
10	Chandler Cuthrell		16:21	2-5	1-3	3-3	0	1	1	2	2	8	0	1	1	0	1	-7
0	Nazar Mahmoud		05:28	1-2	0-1	0-0	0	0	0	1	0	2	0	0	0	0	0	1
Team							0	4	4			0		1				
Totals				28-68	8-30	18-26	12	33	45	22	21	82	15	10	4	3	8	-8

Shooting By Period		
1 st FG%	14-33	42.4%
3PT%	5-16	31.3%
FT%	7-9	77.8%
2 nd FG%	14-35	40.0%
3PT%	3-14	21.4%
FT%	11-17	64.7%
GM FG%	28-68	41.2%
3PT%	8-30	26.7%
FT%	18-26	69.2%

Dead Ball Rebounds: 4, 0

Technical Fouls::NONE

Lamar University - 90

Record: 2-1

NO.	Name	F/C	Min	FG			Rebounds			Fouls		TP	AS	TO	ST	Blocks		+/-
				M-A	M-A	M-A	OR	DR	TOT	PF	FD					BS	BA	
5	Terry Anderson	F	28:37	5-13	1-4	9-11	7	4	11	0	4	20	4	1	0	2	1	7
20	Adam Hamilton	C	23:42	7-13	0-0	2-5	6	8	14	3	4	16	1	1	0	3	1	15
0	Cody Pennebaker	G	22:02	0-9	0-3	0-0	2	2	4	1	0	0	0	0	1	0	-1	
4	Chris Pryor	G	21:11	3-9	3-6	2-2	1	2	3	4	2	11	3	2	2	0	0	7
11	Ja'Sean Jackson	G	29:29	2-8	2-6	6-6	0	2	2	2	4	12	5	0	1	0	0	12
3	Jakevion Buckley		19:32	3-5	1-1	3-4	0	2	2	3	5	10	2	1	1	0	1	-2
32	Janko Buljic		06:41	0-2	0-0	0-0	1	2	3	2	0	0	2	1	0	1	0	-3
8	B.B. Knight		19:09	6-14	4-9	0-0	1	1	2	1	0	16	0	0	0	1	0	8
10	Errol White		11:23	1-4	0-0	0-0	3	3	6	3	2	2	1	1	0	0	0	1
1	Brian Gordon		08:38	0-1	0-0	0-0	1	1	2	2	0	0	1	0	0	0	0	0
12	Valentin Catt		09:37	1-2	0-0	1-2	1	2	3	0	1	3	2	1	0	0	0	-4
Team							2	3	5			0		0				
Totals				28-80	11-29	23-30	25	32	57	21	22	90	21	8	4	8	3	8

Shooting By Period		
1 st FG%	14-42	33.3%
3PT%	6-16	37.5%
FT%	8-13	61.5%
2 nd FG%	14-38	36.8%
3PT%	5-13	38.5%
FT%	15-17	88.2%
GM FG%	28-80	35.0%
3PT%	11-29	37.9%
FT%	23-30	76.7%

Dead Ball Rebounds: 1, 0

Technical Fouls::NONE

	TSA	LAM
Biggest lead	8 (1 st 14:28)	8 (2 nd 0:08)
Best Scoring Run	6 (2 nd 17:36)	8 (1 st 6:54)
Lead Changes	9	
Times Tied	10	
Time with Lead	19:23	15:07

	TSA	LAM
Points from	10	7
Turnovers	32	32
Paint	13	17
Second Chance	15	30
Fast Breaks	32	31
Bench		

	Period by Period Scoring		
	1st	2nd	TOT
TSA	40	42	82
LAM	42	48	90



Game 4 Box Score - at Texas State



Official Basketball Box Score - Final

UTSA at Texas St.

11/17/23 Strahan Arena, San Marcos, Texas
2023-24 Men's Basketball

Game Time: 7:15 PM

Game Duration: 2:14

Attendance: 1,801

Officials: Randal Anders, Rodrick Dixon, Trent Dews

UTSA - 62

Record: 1-3

NO.	Name	F/C	Min	FG			Rebounds			Fouls		TP	AS	TO	ST	Blocks		+/-
				M-A	M-A	M-A	OR	DR	TOT	PF	FD					BS	BA	
3	Trey Edmonds	F	18:24	0-3	0-0	0-3	3	5	8	5	3	0	0	1	1	0	1	1
2	Carlton Linguard, Jr.	C	12:48	0-3	0-1	0-0	2	4	6	5	1	0	0	0	0	0	0	-4
4	Dre Fuller Jr.	G	30:02	5-10	3-6	0-0	0	4	4	4	0	13	0	4	0	1	0	-7
5	Adante' Holiman	G	28:18	2-9	0-5	4-4	0	0	0	1	2	8	4	0	1	1	1	-6
22	Christian Tucker	G	34:44	4-12	1-3	7-7	1	2	3	4	6	16	3	1	1	1	1	-3
10	Chandler Cuthrell		26:38	2-9	1-3	4-5	6	4	10	3	3	9	1	3	0	0	1	-11
11	Isaiah Wyatt		14:41	2-7	2-6	0-0	0	1	1	0	2	6	0	1	2	1	0	1
21	PJ Carter		18:32	3-6	1-3	0-1	0	0	0	2	2	7	0	1	0	0	0	-13
14	Massal Diouf		15:10	0-0	0-0	1-2	0	4	4	4	1	1	0	2	1	1	0	-7
0	Nazar Mahmoud		00:44	1-1	0-0	0-0	0	0	0	1	0	2	0	0	0	0	0	-1
Team							3	1	4			0		0				
Totals				19-60	8-27	16-22	15	25	40	29	20	62	8	13	6	5	4	-10

Shooting By Period		
1 st FG%	9-30	30.0%
3PT%	5-15	33.3%
FT%	2-4	50%
2 nd FG%	10-30	33.3%
3PT%	3-12	25.0%
FT%	14-18	77.8%
GM FG%	19-60	31.7%
3PT%	8-27	29.6%
FT%	16-22	72.7%

Dead Ball Rebounds: 2, 0

Technical Fouls: Edmonds 2nd 11:03

Texas St. - 72

Record: 2-2

NO.	Name	F/C	Min	FG			Rebounds			Fouls		TP	AS	TO	ST	Blocks		+/-
				M-A	M-A	M-A	OR	DR	TOT	PF	FD					BS	BA	
24	Brandon Love	F	32:10	6-11	0-0	6-13	8	6	14	2	10	18	0	4	1	4	1	12
30	Christian Turner	F	36:07	4-8	1-2	10-12	0	5	5	1	6	19	2	0	0	0	0	10
0	Dylan Dawson	G	35:40	2-6	0-4	5-7	0	2	2	4	3	9	2	0	1	0	0	9
11	Kaden Gumbs	G	27:14	3-12	0-4	0-0	0	6	6	4	1	6	3	1	1	0	2	10
23	Joshua O'Garro	G	30:46	4-8	1-2	4-7	1	5	6	2	4	13	0	0	3	0	1	14
25	Chris Nix		10:56	1-1	0-0	0-0	0	1	1	3	1	2	0	2	0	0	0	-2
15	Elijah Tate		10:01	0-0	0-0	0-0	0	1	1	1	1	0	1	0	0	0	0	-4
2	Dontae Horne		17:06	1-4	1-2	2-4	0	2	2	4	2	5	2	2	1	0	1	1
Team							2	2	4			0		0				
Totals				21-50	3-14	27-43	11	30	41	21	28	72	10	9	7	4	5	10

Shooting By Period		
1 st FG%	10-28	35.7%
3PT%	1-9	11.1%
FT%	6-8	75%
2 nd FG%	11-22	50.0%
3PT%	2-5	40.0%
FT%	21-35	60%
GM FG%	21-50	42.0%
3PT%	3-14	21.4%
FT%	27-43	62.8%

Dead Ball Rebounds: 9, 0

Technical Fouls: Love 1st 8:24

	UTSA	TXST
Biggest lead	3 (1 st 6:43)	11 (2 nd 2:31)
Best Scoring Run	6 (2 nd 8:52)	8 (1 st 2:06)
Lead Changes	4	
Times Tied	5	
Time with Lead	02:25	32:05

	UTSA	TXST
Points from		
Turnovers	12	12
Paint	14	32
Second Chance	14	11
Fast Breaks	5	11
Bench	25	7

	Period by Period Scoring		
	1st	2nd	TOT
UTSA	25	37	62
TXST	27	45	72



Game 5 Box Score - at Houston Christian



Official Basketball Box Score - Final
UTSA at Houston Christian
 11/20/23 Sharp Gymnasium, Houston
 2023-24 Men's Basketball

Game Time: 7:00 PM
 Game Duration: 2:07
 Attendance: 804

Officials: Eric Kronebusch, Blanca Burns, Steven Chiara

UTSA - 89

Record: 2-3

NO.	Name	F	Min	FG			Rebounds			Fouls		TP	AS	TO	ST	Blocks		+/-
				M-A	M-A	M-A	OR	DR	TOT	PF	FD					BS	BA	
3	Trey Edmonds	F	16:03	3-4	0-0	3-6	3	4	7	3	4	9	0	1	0	1	0	4
4	Dre Fuller Jr.	G	30:25	8-15	3-7	5-5	0	4	4	4	2	24	2	1	1	2	0	5
5	Adante' Holiman	G	24:14	1-8	0-3	3-5	0	3	3	4	3	5	4	1	3	0	1	20
11	Isaiah Wyatt	G	21:03	3-6	1-4	0-0	0	4	4	4	0	7	0	3	0	0	0	1
22	Christian Tucker	G	38:46	4-11	1-3	6-8	2	3	5	2	4	15	8	3	0	0	0	-3
2	Carlton Linguard, Jr.		18:02	5-9	0-1	0-0	4	2	6	5	0	10	2	0	2	2	0	-7
10	Chandler Cuthrell		19:58	5-7	0-0	0-0	2	4	6	1	0	10	0	1	0	2	0	0
21	PJ Carter		18:22	2-5	1-2	0-0	0	1	1	1	1	5	0	1	0	0	1	-2
14	Massal Diouf		08:25	2-2	0-0	0-1	1	1	2	3	1	4	0	0	0	2	0	1
0	Nazar Mahmoud		04:42	0-0	0-0	0-0	0	0	0	0	1	0	0	0	0	0	0	-9
Team							2	1	3			0		1				
Totals				33-67	6-20	17-25	14	27	41	27	16	89	16	12	6	9	2	2

Shooting By Period		
1 st FG%	18-34	52.9%
3PT%	4-14	28.6%
FT%	7-10	70%
2 nd FG%	15-33	45.5%
3PT%	2-6	33.3%
FT%	10-15	66.7%
GM FG%	33-67	49.3%
3PT%	6-20	30.0%
FT%	17-25	68.0%

Dead Ball Rebounds: 5, 1

Technical Fouls::NONE

Houston Christian - 87

Record: 0-3

NO.	Name	F	Min	FG			Rebounds			Fouls		TP	AS	TO	ST	Blocks		+/-
				M-A	M-A	M-A	OR	DR	TOT	PF	FD					BS	BA	
4	Bonke Maring	F	35:41	7-13	0-0	2-4	1	4	5	3	4	16	3	3	3	1	1	10
11	Tristan Moore	F	23:23	0-3	0-3	0-0	0	4	4	0	1	0	1	1	0	0	0	0
33	Michael Imariagbe	F	34:41	6-11	0-1	5-11	6	5	11	3	7	17	0	1	1	0	2	-4
2	Pierce Bazil	G	27:43	2-9	0-3	2-2	2	0	2	2	2	6	2	2	2	0	1	5
10	Marcus Greene	G	35:16	8-14	3-7	4-4	0	5	5	5	5	23	2	1	1	0	1	0
3	Jay Alvarez		21:56	6-11	0-2	7-10	1	2	3	1	6	19	1	0	1	1	2	0
8	Bruce Carpenter		17:02	1-6	0-0	4-4	1	0	1	0	2	6	2	1	0	0	2	-9
20	Chigozie Achara		04:19	0-1	0-0	0-0	0	1	1	2	0	0	0	0	0	0	0	-12
Team							5	1	6			0		1				
Totals				30-68	3-16	24-35	16	22	38	16	27	87	11	10	8	2	9	-2

Shooting By Period		
1 st FG%	16-34	47.1%
3PT%	3-10	30.0%
FT%	11-17	64.7%
2 nd FG%	14-34	41.2%
3PT%	0-6	0.0%
FT%	13-18	72.2%
GM FG%	30-68	44.1%
3PT%	3-16	18.8%
FT%	24-35	68.6%

Dead Ball Rebounds: 5, 1

Technical Fouls::NONE

	TSA	HCU
Biggest lead	13 (1 st 7:31)	2 (1 st 19:48)
Best Scoring Run	9 (2 nd 17:17)	7 (1 st 0:53)
Lead Changes	3	
Times Tied	3	
Time with Lead	36:24	00:39

Points from	TSA	HCU
Turnovers	12	15
Paint	44	50
Second Chance	17	14
Fast Breaks	7	13
Bench	29	25

	Period by Period Scoring		
	1st	2nd	TOT
TSA	47	42	89
HCU	46	41	87





0 • NAZAR MAHMOUD

6-5 • 180 • Freshman - HS • Guard
Leander, Texas (Spring Creek Academy)

SEASON/CAREER HIGHS

POINTS	6 at Minnesota (11/6/23)
REBOUNDS	2 at Minnesota (11/6/23)
ASSISTS	1 at Minnesota (11/6/23)
STEALS	None
BLOCKS	None
FG MADE	2 at Minnesota (11/6/23)
FG ATT.	5 at Minnesota (11/6/23)
3FG MADE	2 at Minnesota (11/6/23)
3FG ATT.	2 at Minnesota (11/6/23)
FT MADE	None
FT ATT.	None

(SEASON/CAREER)

DOUBLE-DIGIT SCORING	(-/-)
DOUBLE-DIGIT REBOUNDS	(-/-)
DOUBLE-DOUBLES	(-/-)

MAHMOUD'S CAREER STATS

SEASON	TEAM	GP-GS	MIN/AVG	Field Goals		3-Point		F-Throws		Rebounds				Scoring						
				FG-FGA	FG%	3FG-3FGA	3FG%	FT-FTA	FT%	OFF	DEF	TOT	AVG	PF-FO	A	TO	BLK	STL	PTS	AVG
2023-24	UTSA	5-0	25/4.9	4-8	.500	2-3	.667	0-0	.000	2	1	3	0.6	4-0	1	2	0	0	10	2.0
TOTAL		5-0	25/4.9	4-8	.500	2-3	.667	0-0	.000	2	1	3	0.6	4-0	1	2	0	0	10	2.0



2 • CARLTON LINGUARD JR.

7-0 • 225 • Redshirt Senior - TR • Center
San Antonio, Texas (Stevens HS/Temple CC/Kansas State)

SEASON HIGHS

POINTS	12 vs Western Ill. (11/6/23)
REBOUNDS	10 vs Western Ill. (11/6/23)
ASSISTS	2 at Houston Christian (11/20/23)
STEALS	2 at Houston Christian (11/20/23)
BLOCKS	2 (3x) last at Houston Christian (11/20/23)
FG MADE	5 at Houston Christian (11/20/23)
FG ATT.	9 (2x) vs Western Ill. (11/6/23), at HCU (11/20/23)
3FG MADE	2 vs Western Ill. (11/6/23)
3FG ATT.	5 vs Western Ill. (11/6/23)
FT MADE	2 (3x) last at Lamar (11/14/23)
FT ATT.	2 (2x) last at Minnesota (11/6/23)

CAREER HIGHS

POINTS	12 vs Western Ill. (11/6/23)
REBOUNDS	10 vs Western Ill. (11/6/23)
ASSISTS	2 at Houston Christian (11/20/23)
STEALS	2 at Houston Christian (11/20/23)
BLOCKS	3 at West Virginia (1/8/22)
FG MADE	5 at Houston Christian (11/20/23)
FG ATT.	9 (2x) vs Western Ill. (11/6/23), at HCU (11/20/23)
3FG MADE	2 (2x) at Iowa St. 12/15/20, vs Western Ill. (11/6/23)
3FG ATT.	5 vs Western Ill. (11/6/23)
FT MADE	2 (5x) last at Lamar (11/14/23)
FT ATT.	4 at Texas (1/18/22)

(SEASON/CAREER)

DOUBLE-DIGIT SCORING	(3/4)
DOUBLE-DIGIT REBOUNDS	(1/1)
DOUBLE-DOUBLES	(1/1)

LINGUARD'S CAREER STATS

SEASON	TEAM	GP-GS	MIN/AVG	Field Goals		3-Point		F-Throws		Rebounds				Scoring						
				FG-FGA	FG%	3FG-3FGA	3FG%	FT-FTA	FT%	OFF	DEF	TOT	AVG	PF-FO	A	TO	BLK	STL	PTS	AVG
2020-21	KState	17-0	113/6.6	16-35	.457	4-11	.364	2-4	.500	7	15	22	1.3	12-0	3	5	2	2	38	2.2
2021-22	KState	15-2	122/8.1	7-19	.368	0-4	.000	6-11	.545	10	9	19	1.3	14-0	0	3	6	2	20	1.3
2023-24	UTSA	5-4	115/22.9	13-33	.394	2-11	.182	6-6	1.000	12	23	35	7.0	16-2	3	2	6	3	34	6.8
TOTAL FOR UTSA		5-4	115/22.9	13-33	.394	2-11	.182	6-6	1.000	12	23	35	7.0	16-2	3	2	6	3	34	6.8
TOTAL		37-6	349/9.4	36-87	.414	6-26	.231	14-21	.667	29	47	76	2.1	42-2	6	10	14	7	92	2.5





3 • TREY EDMONDS

6-10 • 255 • Junior - TR • Forward/Center
Aurora, Colo. (George Washington HS/Utah Tech)

SEASON HIGHS	
POINTS	15 vs Western Ill. (11/6/23)
REBOUNDS	12 at Lamar (11/14/23)
ASSISTS	4 at Lamar (11/14/23)
STEALS	1 (2x) at Minnesota (11/6/23), at Texas St. (11/17/23)
BLOCKS	2 (2x) last at Minnesota (11/10/23)
FG MADE	5 (4x) last at Lamar (11/14/23)
FG ATT.	11 at Minnesota (11/10/23)
FT MADE	5 vs Western Ill. (11/6/23)
FT ATT.	7 vs Western Ill. (11/6/23)

CAREER HIGHS	
POINTS	15 vs Western Ill. (11/6/23)
REBOUNDS	at Lamar (11/14/23)
ASSISTS	4 at Lamar (11/14/23)
STEALS	3 at Seattle U (2/8/23)
BLOCKS	2 (7x) last at Minnesota (11/10/23)
FG MADE	5 (4x) last at Lamar (11/14/23)
FG ATT.	11 at Minnesota (11/10/23)
FT MADE	5 vs Western Ill. (11/6/23)
FT ATT.	8 at Arizona (11/17/22)

(SEASON/CAREER)	
DOUBLE-DIGIT SCORING	(3/5)
DOUBLE-DIGIT REBOUNDS	(1/1)
DOUBLE-DOUBLES	(1/1)

EDMONDS' CAREER STATS

SEASON	TEAM	GP-GS	MIN/AVG	Field Goals		3-Point		F-Throws		Rebounds				Scoring						
				FG-FGA	FG%	3FG-3FGA	3FG%	FT-FTA	FT%	OFF	DEF	TOT	AVG	PF-FO	A	TO	BLK	STL	PTS	AVG
2021-22	UTTECH	20-0	139/7.0	17-37	.459	0-0	.000	2-16	.125	21	26	47	2.4	22-0	3	12	10	4	36	1.8
2022-23	UTTECH	33-1	302/9.1	34-72	.472	0-0	.000	28-56	.500	28	49	77	2.3	56-1	6	27	11	6	96	2.9
2023-24	UTSA	5-5	121/24.2	18-35	.514	0-0	.000	12-26	.462	16	21	37	7.4	19-2	5	4	3	4	48	9.6
TOTAL FOR UTSA		5-5	121/24.2	18-35	.514	0-0	.000	12-26	.462	16	21	37	7.4	19-2	5	4	3	4	48	9.6
TOTAL		58-6	562/9.7	69-144	.479	0-0	.000	42-98	.429	65	96	161	2.8	97-3	14	43	24	14	180	3.1



4 • DRE FULLER JR.

6-6 • 220 • Graduate Student - TR • Guard
Fayetteville, N.C. (Admiral Farragut Academy [Fla.]/UCF)

SEASON HIGHS	
POINTS	24 at Houston Christian (11/20/23)
REBOUNDS	9 at Minnesota (11/10/23)
ASSISTS	2 (2x) at Minnesota (11/10/23), at HCU (11/20/23)
STEALS	1 (2x) at Minnesota (11/6/23), at HCU (11/20/23)
BLOCKS	2 at Houston Christian (11/20/23)
FG MADE	8 at Houston Christian (11/20/23)
FG ATT.	15 at Houston Christian (11/20/23)
3FG MADE	3 (2x) at Texas State (11/17/23), at HCU (11/20/23)
3FG ATT.	7 at Houston Christian (11/20/23)
FT MADE	5 at Houston Christian (11/20/23)
FT ATT.	5 at Houston Christian (11/20/23)

CAREER HIGHS	
POINTS	24 at Houston Christian (11/20/23)
REBOUNDS	11 vs Memphis (3/12/21)
ASSISTS	5 vs Auburn 11/30/20, at Tulane (2/20/21)
STEALS	5 vs Penn (11/28/19)
BLOCKS	4 vs Tulsa (2/9/20)
FG MADE	8 at Houston Christian (11/20/23)
FG ATT.	15 (2x) at Oklahoma (12/21/19), at HCU (11/20/23)
3FG MADE	4 vs Memphis (3/11/22)
3FG ATT.	7 at Houston Christian (11/20/23)
FT MADE	6 (3x) last at Miami (FL) (11/13/21)
FT ATT.	9 vs Houston (12/26/20)

(SEASON/CAREER)	
DOUBLE-DIGIT SCORING	(4/19)
DOUBLE-DIGIT REBOUNDS	(0/3)
DOUBLE-DOUBLES	(-/)

FULLER'S CAREER STATS

SEASON	TEAM	GP-GS	MIN/AVG	Field Goals		3-Point		F-Throws		Rebounds				Scoring						
				FG-FGA	FG%	3FG-3FGA	3FG%	FT-FTA	FT%	OFF	DEF	TOT	AVG	PF-FO	A	TO	BLK	STL	PTS	AVG
2019-20	UCF	20-13	380/19.0	50-119	.420	10-40	.250	15-23	.652	23	39	62	3.1	33-1	29	26	11	18	125	6.3
2020-21	UCF	23-14	634/27.6	55-133	.414	8-37	.216	42-61	.689	19	89	108	4.7	44-0	57	54	7	24	160	7.0
2021-22	UCF	24-0	292/12.2	36-82	.439	9-25	.360	14-19	.737	15	41	56	2.3	26-0	14	16	3	13	95	4.0
2023-24	UTSA	5-5	133/26.6	22-55	.400	9-26	.346	10-13	.769	4	28	32	6.4	12-0	6	10	3	2	63	12.6
TOTAL FOR UTSA		5-5	133/26.6	22-55	.400	9-26	.346	10-13	.769	4	28	32	6.4	12-0	6	10	3	2	63	12.6
TOTAL		72-32	1439/20.0	163-389	.419	36-128	.281	81-116	.698	61	197	258	3.6	115-1	106	106	24	57	443	6.2





5 • ADANTE' HOLIMAN

6-0 • 175 • Sophomore - TR • Point Guard
McAlester, Okla. (McAlester HS/UT Rio Grande Valley)

SEASON HIGHS	
POINTS	22 at Lamar (11/14/23)
REBOUNDS	4 at Lamar (11/14/23)
ASSISTS	4 (2x) at Texas State (11/17/23), at HCU (11/20/23)
STEALS	3 at Houston Christian (11/20/23)
BLOCKS	1 (3x) last at Houston Christian (11/20/23)
FG MADE	7 at Lamar (11/14/23)
FG ATT.	16 at Lamar (11/14/23)
3FG MADE	4 (2x) at Minnesota (11/10/23), at Lamar (11/14/23)
3FG ATT.	11 at Lamar (11/14/23)
FT MADE	4 (2x) at Lamar (11/14/23), Texas State (11/17/23)
FT ATT.	5 (2x) at Lamar (11/14/23), at HCU (11/20/23)

CAREER HIGHS	
POINTS	22 at Lamar (11/14/23)
REBOUNDS	4 (3x) last at Lamar (11/14/23)
ASSISTS	9 vs Southwestern Assemblies (2/20/23)
STEALS	3 (3x) last at Houston Christian (11/20/23)
BLOCKS	1 (5x) last at Houston Christian (11/20/23)
FG MADE	7 at Lamar (11/14/23)
FG ATT.	16 at Lamar (11/14/23)
3FG MADE	5 vs Sam Houston (2/1/23)
3FG ATT.	11 at Lamar (11/14/23)
FT MADE	6 at Kansas State (11/7/22)
FT ATT.	10 at Kansas State (11/7/22)

(SEASON/CAREER)	
DOUBLE-DIGIT SCORING	(1/10)
DOUBLE-DIGIT REBOUNDS	(-/-)
DOUBLE-DOUBLES	(-/-)

HOLIMAN'S CAREER STATS

SEASON	TEAM	GP-GS	MIN/AVG	Field Goals		3-Point		F-Throws		Rebounds				Scoring						
				FG-FGA	FG%	3FG-3FGA	3FG%	FT-FTA	FT%	OFF	DEF	TOT	AVG	PF	FO	A	TO	BLK	STL	PTS
2022-23	UTRGV	24-11	500/20.9	55-123	.447	27-62	.435	42-59	.712	7	21	28	1.2	71-2	73	55	3	12	179	7.5
2023-24	UTSA	5-5	131/26.1	18-52	.346	9-29	.310	12-17	.706	1	8	9	1.8	13-0	12	5	2	6	57	11.4
TOTAL FOR UTSA		5-5	131/26.1	18-52	.346	9-29	.310	12-17	.706	1	8	9	1.8	13-0	12	5	2	6	57	11.4
TOTAL		29-16	631/21.8	73-175	.417	36-91	.396	54-76	.711	8	29	37	1.3	84-2	85	60	5	18	236	8.1



10 • CHANDLER CUTHRELL

6-8 • 220 • Junior - TR • Forward
Baltimore, Md. (Baltimore City College (HS)/Odessa College)


SEASON/CAREER HIGHS	
POINTS	10 at Houston Christian (11/20/23)
REBOUNDS	10 at Texas State (11/17/23)
ASSISTS	1 (2x) vs Western Ill. (11/6/23), at Texas St. (11/17/23)
STEALS	1 (2x) vs Western Ill. (11/6/23), at Lamar (11/14/23)
BLOCKS	2 (2x) vs Western Ill. (11/6/23), at HCU (11/20/23)
FG MADE	5 at Houston Christian (11/20/23)
FG ATT.	9 at Texas State (11/17/23)
3FG MADE	1 (2x) at Lamar (11/14/23), Texas St. (11/17/23)
3FG ATT.	3 (2x) at Lamar (11/14/23), Texas St. (11/17/23)
FT MADE	4 at Texas State (11/17/23)
FT ATT.	5 at Texas State (11/17/23)

(SEASON/CAREER)	
DOUBLE-DIGIT SCORING	(1/1)
DOUBLE-DIGIT REBOUNDS	(1/1)
DOUBLE-DOUBLES	(-/-)

CUTHRELL'S CAREER STATS

SEASON	TEAM	GP-GS	MIN/AVG	Field Goals		3-Point		F-Throws		Rebounds				Scoring						
				FG-FGA	FG%	3FG-3FGA	3FG%	FT-FTA	FT%	OFF	DEF	TOT	AVG	PF	FO	A	TO	BLK	STL	PTS
2023-24	UTSA	5-0	85/17.0	9-27	.333	2-7	.286	7-8	.875	8	19	27	5.4	10-0	2	7	4	2	27	5.4
TOTAL		5-0	85/17.0	9-27	.333	2-7	.286	7-8	.875	8	19	27	5.4	10-0	2	7	4	2	27	5.4





11 • ISAIAH WYATT

6-4 • 220 • Redshirt Junior - TR • Guard/Forward
Toledo, Ohio (N. Crowley HS/Chadron State)

SEASON HIGHS	
POINTS	10 vs Western Ill. (11/6/23)
REBOUNDS	6 vs Western Ill. (11/6/23)
ASSISTS	2 vs Western Ill. (11/6/23)
STEALS	2 at Texas State (11/17/23)
BLOCKS	2 vs Western Ill. (11/6/23)
FG MADE	3 (3x) last at Houston Christian (11/20/23)
FG ATT.	7 (2x) vs Western Ill. (11/6/23), at Texas St. (11/17/23)
3FG MADE	2 at Lamar (11/14/23)
3FG ATT.	6 at Texas St. (11/17/23)
FT MADE	3 vs Western Ill. (11/6/23)
FT ATT.	4 vs Western Ill. (11/6/23)

CAREER HIGHS	
POINTS	23 (2x) vs Ecclesia (11/26/22), vs Fort Lewis (1/13/23)
REBOUNDS	14 at Westminster (UT) (1/7/23)
ASSISTS	4 (4x) last at Colorado-Mines (2/18/23)
STEALS	3 (2x) last at NM Highlands (2/10/23)
BLOCKS	2 (2x) last vs Western Ill. (11/6/23)
FG MADE	8 vs Ecclesia (11/26/22)
FG ATT.	17 at Western Colo. (12/9/22)
3FG MADE	7 vs Ecclesia (11/26/22)
3FG ATT.	10 (2x) last vs Ecclesia (11/26/22)
FT MADE	8 vs Fort Lewis (1/13/23)
FT ATT.	8 vs Fort Lewis (1/13/23)

(SEASON/CAREER)	
DOUBLE-DIGIT SCORING	(1/26)
DOUBLE-DIGIT REBOUNDS	(0/4)
DOUBLE-DOUBLES	(0/4)

WYATT'S CAREER STATS

SEASON	TEAM	GP-GS	MIN/AVG	Field Goals			3-Point		F-Throws		Rebounds				Scoring					
				FG-FGA	FG%	3FG-3FGA	3FG%	FT-FTA	FT%	OFF	DEF	TOT	AVG	PF-FO	A	TO	BLK	STL	PTS	AVG
2022-23	Chad	29-29	942/32.5	151-334	.452	82-174	.471	58-75	.773	25	128	153	5.3	30-0	48	31	10	26	442	15.2
2023-24	UTSA	5-1	104/20.9	12-29	.414	7-20	.350	4-7	.571	3	14	17	3.4	5-0	4	6	3	4	35	7.0
TOTAL FOR UTSA		5-1	104/20.9	12-29	.414	7-20	.350	4-7	.571	3	14	17	3.4	5-0	4	6	3	4	35	7.0
TOTAL		34-30	1046/30.8	163-363	.449	89-194	.459	62-82	.756	28	142	170	5.0	35-0	52	37	13	30	477	14.0



12 • JOSH REID

6-7 • 220 • Junior - TR • Forward
Havelock, N.C. (Village Christian Academy/Gulf Coast College)

SEASON/CAREER HIGHS	
POINTS	None
REBOUNDS	None
ASSISTS	None
STEALS	None
BLOCKS	None
FG MADE	None
FG ATT.	None
3FG MADE	None
3FG ATT.	None
FT MADE	None
FT ATT.	None

(SEASON/CAREER)	
DOUBLE-DIGIT SCORING	(-/-)
DOUBLE-DIGIT REBOUNDS	(-/-)
DOUBLE-DOUBLES	(-/-)

REID'S CAREER STATS

SEASON	TEAM	GP-GS	MIN/AVG	Field Goals			3-Point		F-Throws		Rebounds				Scoring			
				FG-FGA	FG%	3FG-3FGA	3FG%	FT-FTA	FT%	OFF	DEF	TOT	AVG	PF-FO	A	TO	BLK	STL

No Appearances Yet This Season





14 • MASSAL DIOUF

6-9 • 240 • Sophomore - 1L • Forward
Gouda, Netherlands (Western Canada Prep Academy)

SEASON HIGHS	
POINTS	6 at Minnesota (11/10/23)
REBOUNDS	4 at Texas St. (11/17/23)
ASSISTS	1 at Lamar (11/14/23)
STEALS	1 at Texas St. (11/17/23)
BLOCKS	2 at Houston Christian (11/20/23)
FG MADE	3 at Minnesota (11/10/23)
FG ATT.	5 at Minnesota (11/10/23)
FT MADE	1 (2x) at Lamar (11/14/23), at Texas St. (11/17/23)
FT ATT.	2 (2x) at Lamar (11/14/23), at Texas St. (11/17/23)

CAREER HIGHS	
POINTS	7 at FIU (2/25/23)
REBOUNDS	7 at UAB (12/31/22)
ASSISTS	1 (2x) vs Middle Tenn. (1/5/23), at Lamar (11/14/23)
STEALS	1 (4x) last at Texas St. (11/17/23)
BLOCKS	2 (2x) vs UAB (2/18/23), at HCU (11/20/23)
FG MADE	3 (2x) at FIU (2/25/23), at Minnesota (11/10/23)
FG ATT.	5 at Minnesota (11/10/23)
FT MADE	4 at Western Ky. (2/2/23)
FT ATT.	6 at Western Ky. (2/2/23)

(SEASON/CAREER)	
DOUBLE-DIGIT SCORING	(-/-)
DOUBLE-DIGIT REBOUNDS	(-/-)
DOUBLE-DOUBLES	(-/-)

DIOUF'S CAREER STATS

SEASON	TEAM	GP-GS	MIN/AVG	Field Goals			3-Point		F-Throws		Rebounds				Scoring					
				FG-FGA	FG%	3FG-3FGA	3FG%	FT-FTA	FT%	OFF	DEF	TOT	AVG	PF-FO	A	TO	BLK	STL	PTS	AVG
2022-23	UTSA	27-21	291/10.8	17-40	.425	0-0	.000	19-28	.679	29	44	73	2.7	54-3	1	18	6	3	53	2.0
2023-24	UTSA	5-0	46/9.2	5-10	.500	0-0	.000	2-6	.333	2	6	8	1.6	14-0	1	2	3	1	12	2.4
TOTAL		32-21	337/10.5	22-50	.440	0-0	.000	21-34	.618	31	50	81	2.5	68-3	2	20	9	4	65	2.0



21 • PJ CARTER

6-5 • 175 • Junior - TR • Guard
Atlanta, Ga. (Langston Hughes HS/Campbell/Georgia Highlands)

SEASON HIGHS	
POINTS	15 at Minnesota (11/10/23)
REBOUNDS	2 vs Western Ill. (11/6/23)
ASSISTS	2 at Minnesota (11/10/23)
STEALS	1 vs Western Ill. (11/6/23)
BLOCKS	None
FG MADE	6 at Minnesota (11/10/23)
FG ATT.	12 at Minnesota (11/10/23)
3FG MADE	1 (4x) last at Houston Christian (11/20/23)
3FG ATT.	4 at Minnesota (11/10/23)
FT MADE	3 (2x) at Minnesota (11/10/23), at Lamar (11/14/23)
FT ATT.	4 at Minnesota (11/10/23)

CAREER HIGHS	
POINTS	15 at Minnesota (11/10/23)
REBOUNDS	2 (3x) last vs Western Ill. (11/6/23)
ASSISTS	2 (2x) last at Minnesota (11/10/23)
STEALS	1 (3x) last vs Western Ill. (11/6/23)
BLOCKS	1 vs William Peace (11/9/21)
FG MADE	6 at Minnesota (11/10/23)
FG ATT.	12 at Minnesota (11/10/23)
3FG MADE	1 (6x) last at Houston Christian (11/20/23)
3FG ATT.	4 at Minnesota (11/10/23)
FT MADE	3 (2x) at Minnesota (11/10/23), at Lamar (11/14/23)
FT ATT.	4 at Minnesota (11/10/23)

(SEASON/CAREER)	
DOUBLE-DIGIT SCORING	(2/2)
DOUBLE-DIGIT REBOUNDS	(-/-)
DOUBLE-DOUBLES	(-/-)

CARTER'S CAREER STATS

SEASON	TEAM	GP-GS	MIN/AVG	Field Goals			3-Point		F-Throws		Rebounds				Scoring					
				FG-FGA	FG%	3FG-3FGA	3FG%	FT-FTA	FT%	OFF	DEF	TOT	AVG	PF-FO	A	TO	BLK	STL	PTS	AVG
2020-21	Campb	12-0	49/4.1	6-15	.400	2-7	.286	3-4	.750	1	5	6	0.5	7-0	4	4	0	1	17	1.4
2021-22	Campb	4-0	19/4.7	3-5	.600	0-2	.000	0-2	.000	1	2	3	0.8	0-0	0	0	1	1	6	1.5
2023-24	UTSA	5-0	107/21.4	17-36	.472	4-13	.308	6-9	.667	2	3	5	1.0	6-0	2	4	0	1	44	8.8
TOTAL FOR UTSA		5-0	107/21.4	17-36	.472	4-13	.308	6-9	.667	2	3	5	1.0	6-0	2	4	0	1	44	8.8
TOTAL		21-0	175/8.3	26-56	.464	6-22	.273	9-15	.600	4	10	14	0.7	13-0	6	8	1	3	67	3.2





22 • CHRISTIAN TUCKER

6-3 • 178 • Junior - 2L • Guard
Chandler, Ariz. (Gilbert Perry HS)

SEASON HIGHS

POINTS	18 vs Western Ill. (11/6/23)
REBOUNDS	5 at Houston Christian (11/20/23)
ASSISTS	8 (2x) vs Western Ill. (11/6/23), at HCU (11/20/23)
STEALS	3 at Minnesota (11/10/23)
BLOCKS	1 at Texas St. (11/17/23)
FG MADE	4 (2x) at Texas St. (11/17/23), at HCU (11/20/23)
FG ATT.	12 at Texas St. (11/17/23)
3FG MADE	1 (2x) at Texas St. (11/17/23), at HCU (11/20/23)
3FG ATT.	3 (3x) last at Houston Christian (11/20/23)
FT MADE	12 vs Western Ill. (11/6/23)
FT ATT.	15 vs Western Ill. (11/6/23)

CAREER HIGHS

POINTS	18 vs Western Ill. (11/6/23)
REBOUNDS	9 vs Dallas Christian (1/3/22)
ASSISTS	8 (2x) vs Western Ill. (11/6/23), at HCU (11/20/23)
STEALS	4 at FIU (2/25/23)
BLOCKS	2 vs Lamar (11/24/21)
FG MADE	5 vs Louisiana Tech (1/28/23)
FG ATT.	14 at Charlotte (1/15/22)
3FG MADE	3 vs Louisiana Tech (1/28/23)
3FG ATT.	7 at Charlotte (1/15/22)
FT MADE	12 vs Western Ill. (11/6/23)
FT ATT.	15 vs Western Ill. (11/6/23)

(SEASON/CAREER)

DOUBLE-DIGIT SCORING	(3/10)
DOUBLE-DIGIT REBOUNDS	(-/-)
DOUBLE-DOUBLES	(-/-)
5+ ASSISTS	(4/7)

TUCKER'S CAREER STATS

SEASON	TEAM	GP-GS	MIN/AVG	Field Goals		3-Point		F-Throws		Rebounds				Scoring						
				FG-FGA	FG%	3FG-3FGA	3FG%	FT-FTA	FT%	OFF	DEF	TOT	AVG	PF-FO	A	TO	BLK	STL	PTS	AVG
2021-22	UTSA	26-6	383/14.7	24-81	.296	5-30	.167	33-43	.767	4	39	43	1.7	31-0	29	29	7	11	86	3.3
2022-23	UTSA	30-6	451/15.0	41-85	.482	9-26	.346	52-67	.776	9	37	46	1.5	40-1	41	32	7	14	143	4.8
2023-24	UTSA	5-5	159/31.7	14-45	.311	2-13	.154	27-32	.844	5	10	15	3.0	16-0	30	7	1	6	57	11.4
TOTAL		61-17	992/16.3	79-211	.374	16-69	.232	112-142	.789	18	86	104	1.7	87-1	100	68	15	31	286	4.7

