



UTSA ROADRUNNERS BASKETBALL

ATHLETICS COMMUNICATIONS CONTACT: Michael Stambaugh (michael.stambaugh@utsa.edu; C: 785-979-5721)

OCTOBER (2-0 IN EXHIBITIONS)

24	TRINITY (EXH.) [ESPN+]	W, 100-70
30	MCMURRY (EXH.) [ESPN+]	W, 125-84

NOVEMBER (4-4)

6	WESTERN ILLINOIS [ESPN+]	W, 78-68 (OT)
10	at Minnesota [Peacock]	L, 76-102
14	at Lamar [ESPN+]	L, 82-90
17	at Texas State [ESPN+]	L, 62-72
20	at Houston Christian [ESPN+]	W, 89-87
24	JACKSONVILLE STATE [ESPN+] [^]	L, 77-62
25	UIW [ESPN+] [^]	W, 90-80
30	LAMAR [ESPN+]	W, 86-83

DECEMBER (1-0)

10	ARKANSAS-FORT SMITH [ESPN+]	W, 93-60
13	at Little Rock [ESPN+]	6:30 p.m.
17	at Oregon State [Pac-12 Networks]	2 p.m.
21	ARMY WEST POINT [ESPN+]	7 p.m.
28	PRAIRIE VIEW A&M [ESPN+]	7 p.m.

JANUARY (0-0)

2	UAB* [ESPNU]	7 p.m.
6	at Rice* [ESPN+]	2 p.m.
10	at Memphis* [ESPN+]	7 p.m.
13	CHARLOTTE* [ESPNU]	2 p.m.
17	at Tulsa* [ESPN+]	7 p.m.
21	FLORIDA ATLANTIC* [ESPN+]	2 p.m.
24	TULANE* [ESPN+]	7 p.m.
27	at South Florida* [ESPN+]	3 p.m.

FEBRUARY (0-0)

3	RICE* [ESPN+]	2 p.m.
7	at Wichita State* [ESPN+]	6:30 p.m.
10	EAST CAROLINA* [ESPNU]	2 p.m.
15	at Charlotte* [ESPN+]	6 p.m.
18	at Temple* [ESPN+]	1 p.m.
21	SOUTH FLORIDA* [ESPN+]	7 p.m.
24	at North Texas* [ESPNU]	3 p.m.
28	TULSA* [ESPN+]	7 p.m.

MARCH (0-0)

2	at SMU* [ESPN+]	2 p.m.
10	TEMPLE* [ESPN+]	2 P.M.
13-17	American Athletic Conference Championships Fort Worth, Texas (Dickies Arena)	TBA

HOME GAME AT THE CONVOCATION CENTER

[^] - Roadrunner/Cardinal Classic (San Antonio, Texas)

* - AAC Game

All times CENTRAL

Dates and times subject to change

THE UTSA BASKETBALL SHOW

SELECTED DATES

Hosted by Andy Everett, **The UTSA Basketball Show** airs on select days during the American Athletic Conference season. Fans can join the show live at the **Chicken N Pickle**, on the east side of I-10 off UTSA Blvd (5215 UTSA Boulevard, 78249) via a live stream on the UTSA Athletics Facebook page, or tune in to The Sports Radio AM 760 The Ticket and Ticket760.com and everywhere fans want to listen via the free all-in-one iHeartRadio app.

Jan 8	Jan 23	Feb 5	Feb 20	March 6
Jan 15	Jan 29	Feb 12	Feb 26	March 18



UTSA ROADRUNNERS

(5-4, 0-0 AAC)

AT



LITTLE ROCK TROJANS

(4-6, 0-0 OVC)

6:30 p.m. • December 13, 2023

Jack Stephens Center • Little Rock, Ark.

HEADLINES AND STORYLINES

- UTSA is playing its first game in 23 days away from the Convocation Center, amidst a three-game win streak in the program's 43rd season.
- This matchup renews an old Trans America Athletic Conference rivalry from the 80s that hasn't been active since 1991 - setting up Wednesday's 17th edition.
- The Roadrunners have been lighting it up from deep in the past two games, leading the American Athletic Conference in 3FG attempts (28.3/gm) after knocking down school records of 19 made on 47 attempts against DII Arkansas-Fort Smith - making 16-of-35 in the home win over Lamar.
- Senior center Carlton Linguard Jr. received recognition on the American Athletic Conference's Weekly Honor Roll after a 21-point career-best outing against UAfS, logging a career-high five threes and seven rebounds.
- Junior guard Isaiah Wyatt was noted the previous week on the AAC Honor Roll on Monday after racking up a career-high 27 points for the best UTSA scoring performance of the season. Wyatt made 7 threes and shot 50 percent from the floor (8-16), 58.3 percent from three (7-12). He also grabbed 6 rebounds.
- Grad guard/forward Dre Fuller Jr. remains the UTSA rebounding leader at 7.6 rpg to complement 11.1 ppg, anchoring a UTSA boards unit in the AAC's top two.
- Junior guard Christian Tucker leads UTSA with 13.0 ppg, but has really dominated in dishing the ball to his teammates. After kicking off the year with eight assists in the opener vs. Western Illinois, Tucker has kept a stranglehold on the top assist-dealing spot in the American Athletic Conference going the past five weeks at No. 1 in the AAC in assists (54) and assists per game (6.0) - for which he's ranking 30th and 23rd in the NCAA, respectively.

SETTING THE SCENE

Live Video ESPN+
Dorian Craft (play-by-play)
Patrick Newton (analyst)

Radio Sports Radio AM 760 The Ticket
Andy Everett (play-by-play)

Pregame show starts 30 minutes before tipoff

Series vs. Little Rock: UALR leads 11-5

Last Meeting: Feb. 14, 1991 - W, 83-74
UTSA Won Last Two

UTSA HEAD COACH STEVE HENSON

(Kansas State, 1990)

Career Record: 104-127 (8th year)

UTSA Record: same

Record vs. Little Rock: 0-0

LITTLE ROCK HEAD COACH DARRELL WALKER

(Arkansas, 2012)

Career Record: 111-110 (8th season)

Little Rock Record: 65-92 (6th season)

Record vs. UTSA: 0-0

WE ARE UTSA

When referencing University of Texas at San Antonio Athletics, PLEASE USE THE ACRONYM **UTSA** AND THE NICKNAME **ROADRUNNERS**. Please refrain from using UT-San Antonio, Texas-San Antonio, UT-SA, or any other variation. UTSA's current branding standards use the Roadrunner head as its primary logo. Please refrain from using "stacked" UTSA logo.




UTSA ROADRUNNERS AT A GLANCE

Last Game Starters	Pos.	Ht.	Wt.	Cl.-Exp.	Hometown	G-GS	PTS	RB	Player Notes
3 Trey Edmonds	F/C	6-10	255	Jr.-TR	Aurora, Colo.	9-9	7.9	6.4	Utah Tech Transfer: 53 GP
4 Dre Fuller Jr.	G	6-6	220	GR-TR	Fayetteville, N.C.	9-9	11.1	7.6	5.7 ppg, 3.4 rpg, 67G: @UCF
2 Carlton Linguard Jr.	C	7-0	225	r-Sr.-TR	San Antonio, Texas	9-5	10.1	6.6	K-State Transfer: 32 GP
11 Isaiah Wyatt	G/F	6-4	220	r-Jr.-TR	Toledo, Ohio	9-5	10.2	4.2	Chadron St. Trfr: 15.2 ppg
22 Christian Tucker	G	6-3	178	Jr.-2L	Chandler, Ariz.	9-9	13.0	3.0	Career 65G, 5.3 ppg, 1.91 apg

Key Reserves	Pos.	Ht.	Wt.	Cl.-Exp.	Hometown	G-GS	PTS	RB	Player Notes
5 Adante' Holiman	PG	6-0	175	So.-TR	McAlester, Okla	8-8	11.6	2.4	7.5 ppg, 3 apg: @UTRGV
21 PJ Carter	G	6-5	175	Jr.-TR	Atlanta, Ga.	9-0	9.6	1.8	16.3 ppg, 2.6 rpg: @GHC
10 Chandler Cuthrell	F	6-8	220	Jr.-TR	Baltimore, Md.	9-0	4.3	4.8	7.2 ppg, 3.0 rpg @Odessa
0 Nazar Mahmoud	G	6-5	180	Fr.-HS	Leander, Texas	7-0	2.0	0.9	3★ HS recruit, 20.6 ppg
14 Massal Diouf	F	6-9	240	So.-1L	Gouda, Netherlands	9-0	1.7	1.6	Ret. Starter: 27G/21 GS



2023-24 UTSA MEN'S BASKETBALL ROSTER



0

NAZAR MAHMOUD
G • 6-5 • 180 • FR.
LEANDER, TEXAS




1

JORDAN IVY-CURRY
G • 6-3 • 175 • JR.
LA MARQUE, TEXAS




2

CARLTON LINGUARD JR.
C • 7-0 • 225 • R-SR.
SAN ANTONIO, TEXAS



3

TREY EDMONDS
F/C • 6-10 • 255 • JR.
AURORA, COLO.



4

DRE FULLER JR.
G • 6-6 • 220 • GR
FAYETTEVILLE, N.C.



5

ADANTE' HOLIMAN
PG • 6-0 • 175 • SO.
MCALISTER, OKLA.



10

CHANDLER CUTHRELL
F • 6-8 • 220 • JR.
BALTIMORE, MD.



11

ISAIAH WYATT
G/F • 6-4 • 220 • R-JR.
TOLEDO, OHIO




12

JOSH REID
F • 6-7 • 220 • JR.
HAVELOCK, N.C.



14

MASSAL DIOUF
F • 6-9 • 240 • SO.
GOUDA, NETHERLANDS



20

JUAN REYNA
PG • 6-3 • 185 • JR.
SAN ANTONIO, TEXAS



21

PJ CARTER
G • 6-5 • 175 • JR.
ATLANTA, GA.



22

CHRISTIAN TUCKER
G • 6-3 • 178 • JR.
CHANDLER, ARIZ.



23

BLESSING ADESIPE
G/F • 6-6 • 210 • JR.
HOUSTON, TEXAS



25

JUSTIN THOMAS
G • 6-7 • 180 • JR.
BATON ROUGE, LA.



STEVE HENSON
HEAD COACH
EIGHTH SEASON




MIKE PECK
ASSOCIATE HEAD COACH
EIGHTH SEASON



ADAM HOOD
ASSISTANT COACH
EIGHTH SEASON



KURTIS DARDEN
ASSISTANT COACH
FIRST SEASON



CHRIS ARTIS
DIRECTOR OF OPERATIONS
FIRST SEASON



J.R. HARRIS
VIDEO COORDINATOR
FIRST SEASON




J.P. LEWIS
GRADUATE ASSISTANT
FIRST SEASON



DAVID STROTHER
GRADUATE ASSISTANT
FIRST SEASON



RHODIE MOSS
INTERIM ATHLETIC TRAINER
SECOND SEASON



JOSHUA WASHINGTON
SPORTS PERFORMANCE COACH
FIRST SEASON



AMERICAN ATHLETIC CONFERENCE STANDINGS (DEC. 12)

predicted finish/votes in (##/##)

Rk.	Institution	AAC	Overall
1.	(15) Florida Atlantic (1st/11)	0-0	7-2
	(RV) Memphis (2nd/3)	0-0	7-2
3.	Tulane (3rd)	0-0	6-2
4.	Wichita State (8th)	0-0	7-3
5.	Temple (12th)	0-0	6-3
6.	Tulsa (10th)	0-0	5-3
7.	East Carolina (5th)	0-0	6-4
	SMU (7th)	0-0	6-4
9.	Charlotte (13th)	0-0	5-4
	North Texas (6th)	0-0	5-4
	UTSA (14th)	0-0	5-4
12.	UAB (4th)	0-0	4-5
13.	South Florida (9th)	0-0	3-4
14.	Rice (11th)	0-0	3-6



UTSA QUICK FACTS

GENERAL INFORMATION

Name of Institution: The University of Texas at San Antonio
Preferred Institution Reference: UTSA
Location: San Antonio, Texas
Founded: 1969
Enrollment: 34,864
Nickname: Roadrunners
School Colors: Navy Blue (PMS 289), Orange (PMS 1665) & White
Arena (Capacity): Convocation Center (2,650)
Year Opened: 1975
Conference: American Athletic Conference
President: Dr. Taylor Eighmy (Tufts, 1980)
Director of Athletics: Dr. Lisa Campos (Colorado State)
Athletic Department Phone: 210.458.4444
Ticket Office Phone: 210.458.UTSA (8872)

TEAM INFORMATION

2022-23 Overall Record: 10-22
Home: 8-10
Away: 2-11
Neutral: 0-1
Conference Record/Finish: 4-16/11th
Lettermen Returning/Lost: 3/12
Starters Returning/Lost: 1/4
Newcomers: 12

HISTORY

First Year of Basketball: 1981-82
All-Time Record: 616-637 (.492)
All-Time Conference Record (pct.): 325-318 (.505)
Conference Regular Season Championships: 3
1990-91 (Trans America Athletic Conference)
1991-92 (Southland Conference) • 2003-04 (Southland)
Conference Tournament Championships: 4
1988 (Trans America Athletic Conference) • 1999 (Southland Conference) • 2004 (Southland) • 2011 (Southland)
NCAA Tournament Appearances/Record: 4/1-4 (.200)
1988 • 1999 • 2004 • 2011
Last NCAA Postseason Opponent/Result: 2011
Lost to No. 1 seed Ohio State, 75-46 (March 18, 2011)

2023-24 UTSA ROADRUNNERS

No.	Name	Pos.	Ht.	Wt.	Yr.-Exp.	Hometown/Previous School
0	Nazar Mahmoud	G	6-5	180	Fr.-HS	Leander, Texas/Spring Creek Academy
1	Jordan Ivy-Curry	G	6-3	175	Jr.-2L	La Marque, Texas/La Marque HS/Pacific
2	Carlton Linguard Jr.	C	7-0	225	r-Sr.-TR	San Antonio, Texas/Stevens HS/Temple CC/Kansas State
3	Trey Edmonds	F/C	6-10	255	Jr.-TR	Aurora, Colo./George Washington HS/Utah Tech
4	Dre Fuller Jr.	G	6-6	220	GR-TR	Fayetteville, N.C./Admiral Farragut Academy/UCF
5	Adante' Holiman	PG	6-0	175	So.-TR	McAlester, Okla./McAlester HS/UT Rio Grande Valley
10	Chandler Cuthrell	F	6-8	220	Jr.-TR	Baltimore, Md./Baltimore City College/Odesa College
11	Isaiah Wyatt	G/F	6-4	220	r-Jr.-TR	Toledo, Ohio/N. Crowley HS/SW Christian CC/Chadron St.
12	Josh Reid	F	6-7	220	Jr.-Tr	Havelock, N.C./Village Christian Acad./Gulf Coast Clg.
14	Massal Diouf	F	6-9	240	So.-1L	Gouda, Netherlands/Western Canada Prep Academy
20	Juan Reyna	PG	6-3	185	Jr.-TR	San Antonio, Texas/Duncanville HS/Alabama State/Campbell
21	PJ Carter	G	6-5	175	Jr.-TR	Atlanta, Ga./Langston Hughes HS/Campbell/Georgia Highlands
22	Christian Tucker	G	6-3	178	Jr.-2L	Chandler, Ariz./Gilbert Perry HS
23	Blessing Adesipe	G/F	6-6	210	Jr.-TR	Houston, Texas/Alief Taylor HS/Miles [MT]
25	Justin Thomas	G	6-7	180	Jr.-TR	Baton Rouge, La./Village Christian Acad. (NC)/Queens (NC)/Milwaukee

Head Coach: Steve Henson (Eighth season • Kansas State, 1990)

Associate Head Coach: Mike Peck (Eighth season • Northwood, 1993)

Assistant Coach: Adam Hood (Eighth season • Air Force, 2008)

Assistant Coach: Kurtis Darden (First season • Pfeiffer, 2003)

Director of Operations: Chris Artis (First season • Valparaiso, 1998)

Video Coordinator: J.R. Harris (First season • UTSA, 2017)

Graduate Assistant: J.P. Lewis (First Season • Georgia Southern, 2023)

Graduate Assistant: David Strother (First Season • UNC Pembroke, 2022)

Assistant Athletic Trainer: Jiana Hook (Third season • San Diego State, 2016)

Interim Athletic Trainer: Rhodie Moss (Second Season • Texas State/BYU, 2005/2007)

PRONUNCIATION GUIDE

23	Blessing Adesipe (uh-DAY-SHIP-ay)
10	Chandler Cuthrell (Cue-TRULL)
5	Adante' (uh-DAWN-tay)
	Holiman (HAUL - uh - mun)
14	Massal (muh-SAYL) Diouf (Joof)
0	Nazar (Nuh-ZAHR) Mahmoud (MAHK-mood)
20	Juan Reyna (RAY-nuh)

SETTING THE STAGE

- After four consecutive home games and 23 days without a road game, UTSA (5-4) looks to extend its three-game winning streak against their second straight opponent from Arkansas, traveling to Little Rock for a Dec. 13 matchup at the Jack Stephens Center.
- The Roadrunners are coming off a record-breaking long-range performance and tip off with the Trojans on Wednesday at 6:30 p.m., the game airing live on Sports Radio AM 760 The Ticket with a telecast streamed on ESPN+.

SERIES WITH LITTLE ROCK

- In a lengthy series for the teams separated by over 500 miles, Little Rock leads the series 11-5. Long dormant with the last games played in 1991 when both programs were part of the Trans America Athletic Conference, UTSA won the last two in the 16-game set – the most recent coming with an 83-74 overtime victory on Feb. 14, 1991, in Little Rock. Since the series kicked off in 1985, UTSA is 1-6 in Little Rock. The current head coaches have never met.

LINGUARD MAKES IT BACK-TO-BACK WEEKLY RECOGNITION FOR THE ROADRUNNERS

- Senior center Carlton Linguard Jr. scored a career-best 21 points with a career-high five three-pointers on seven attempts in 23 minutes against Arkansas-Fort Smith to be named to the American Athletic Conference Honor Roll. He also had seven boards.
 - Linguard shot 61.5 percent (8-for-13) and 85.7 percent from deep.
- The prior week's AAC Honor Roll spot went to junior guard Isaiah Wyatt scored a team season-high 27 points in the win over Lamar, notching a career-high off seven three-pointers that tied his career best via the most threes for UTSA since 2021-22.
 - Wyatt shot 50 percent from the field (8-16) while logging a 58.3-percent night from three (7-12).
- Against UAfS, Wyatt also scored 20 with another five three-pointers, shooting 7-for-13 from the field and 5-for-10 from deep.
- Linguard and Wyatt's tandem-20s marked the first time for UTSA with two reaching that mark since the 2021-22 season.

PUT IT IN THE BOOKS

- In leveling a 33-point victory over Arkansas-Fort Smith on Sunday, the Roadrunners registered a pair of program single-game records, racking up 19 made three pointers on 75 long-range attempts; both program bests.
- Six long-range scorers factored into the marks, as Carlton Linguard Jr. (5), Isaiah Wyatt (5), Christian Tucker (4), PJ Carter (2), Dre Fuller Jr. (2) and Nazar Mahmoud (1) each contributed to the record-setting count.
- UTSA's recent uptick in deep shots moves the squad to the front of the AAC's standings for three-point attempts at 28.3, ranking 20th in the NCAA.
- In addition, UTSA also leads the AAC with 9.7 made threes per outing, which ranks 30th in the nation.

GLASS CLEANERS

- Led by Dre Fuller Jr. with a 7.6 rpg average, the Roadrunners are among the top two in the American Athletic Conference in all three rebounding categories heading into this week's matchup with Little Rock.
- UTSA leads the conference with an NCAA 34th-best 13.67 offensive rebounds per game.
- The Roadrunners are second in both rebounds per game at 42.44 (18th nationally) and defensive rebounds per game at 28.78 (33rd nationally).



LAST TIME OUT

UTSA 93, UAFS 60 // DECEMBER 10 // SAN ANTONIO, TEXAS // CONVOCATION CENTER

Score by Periods	1st	2nd	Total	GAME LEADERS	UTSA	UAFS
Arkansas-Fort Smith	28	32	60	Points	Linguard - 21	McCoy - 13
UTSA	35	58	93	Rebounds	Edmonds/Cuthrell - 8	Cadeaux de Dieu - 6
				Assists	Tucker - 6	Bush/Ramiro - 3

SAN ANTONIO – The UTSA men's basketball team (5-4) extended its win streak to three games after sprinting to a 33-point victory over Arkansas-Fort Smith (1-9), courtesy of a 58-point second half effort on Sunday afternoon at the Convocation Center. Holding just a seven-point halftime lead, UTSA unleashed a scoring flurry after the break to pull away to a 93-60 victory, aided by dueling 20-point performances from Carlton Linguard Jr. and Isaiah Wyatt. Including 13 in the second half, UTSA notched a new school record from the perimeter with 19 threes in the victory.

The Roadrunners made their perimeter attack a known quantity early, with Christian Tucker draining a three from the top of the key on the very first UTSA possession. The junior guard combined with Wyatt and Linguard to put down four long-range bombs in the opening four minutes for a 14-1 advantage. Once Arkansas-Fort Smith found their offensive footing, it took the Lions nearly nine minutes to build of a double-digit scoring total. Although UAFS slowly trimmed the deficit to seven, the Roadrunners responded with a 12-4 scoring push that grew the first-half lead to 17 points.

Putting on a clinic early in the first half, Linguard took a seat for the final 8:25 following a skyhook from seven feet, and the Lions started to get back on track. Meanwhile, the UTSA offense saw a slow finish to the period as UAFS outscored the Roadrunners 14-10 with Linguard off the court – bringing it as close as six before a PJ Carter free throw set the UTSA halftime lead at 35-28.

The Lions trimmed the deficit to just three points on a Cameron Bush pull-up jumper just two minutes into the second half. However, the Roadrunners unleashed their long-range shooting once again, knocking down four three-pointers over the next two minutes – capped off a Tucker four-point play. Attacking with a furious scoring pace, the Roadrunners outscored the Lions 13-2 over a three-minute stretch to balloon their lead to 18 points – making seven consecutive shots heading into under-12 timeout.

Perimeter shooting fueled another 18-1 run for UTSA over a 4:42 stretch deep in the second half, the Lions tag-teamed by Wyatt, Linguard, Tucker and Dre Fuller Jr. as the Roadrunners broke open a 30-point game. Freshman Nazar Mahmoud put the exclamation point on a game-high 33-point lead and 93-60 win via UTSA's 19th three-pointer to set the program record.

SCOUTING LITTLE ROCK

- Now in the sixth season for coach Darrell Walker, the Trojans are 4-6 after losing 85-68 to Winthrop on Sunday. The Trojans have dropped two straight, after working out three straight wins at home over Tulsa, Ball State and Arkansas State.
- Texas A&M transfer KK Robinson opened the season strong with 19.0 ppg and 5.4 rpg, but hasn't played for in five games.
- South Florida grad transfer guard Jamir Chaplin has been leading the squad with 16.7 ppg on 61.5-percent shooting, while also collecting a team-best 8.1 rpg.
- Grad forward DeAntoni Gordon is also averaging 15.9 ppg on 48.5-percent shooting, along with 6.5 rpg.
- A capable scoring group, Little Rock averages 80.4 ppg as a team, while opponents have scored 79.8 on average. The Trojans have been outrebounded by 2.0 on average while collecting 36.4 rpg. Matching UTSA's count, UALR allows 11.8 turnovers per outing, but opponents are averaging 14.3 – helped along by the Trojans 6.9 spg.

HENSON EARNS HIS 100TH

- The Nov. 6 season-opening victory marked the 100th career win for eighth year head coach Steve Henson leading the Roadrunners.
- UTSA Athletics honored Henson for the milestone prior to the Nov. 30 game vs. Lamar.
- Henson earned his first win in his third game – his first at home – defeating Prairie View A&M, 69-59, on Nov. 19, 2016 in San Antonio.
- His 50th win came on the 29th game of his third season, a 76-70 home win over UAB on March 3, 2019.

CONSENSUS LOCAL HALL OF FAMER, AND NOW, ON THE AIR

- Beginning with the first 2023-24 exhibition against Trinity, Devin Brown has joined UTSA's ESPN+ team as an analyst on the streaming telecast of UTSA men's basketball games. This leans on his experience as a legendary player at UTSA, eight seasons in the NBA and as a coach/athletic director at Proskills San Antonio.
- As part of UTSA's Homecoming festivities, Brown was inducted as a member of the inaugural UTSA Athletics Hall of Fame class, adding to his honors as the first of just two players with their jersey ascended into the rafters of the Convocation Center and his induction earlier this year into the San Antonio Sports Hall of Fame. In uniform, Brown garnered honors as a three-time first-team all-conference selection and four-year starter for the Roadrunners from 1998-2002 – earning 1998 Southland Conference Freshman of the Year and second-team all-league accolades before being named to the first team for his final three seasons.
- He is a San Antonio native and West Campus High School product, helping lead UTSA to the 1999 Southland Tournament title and a berth in the NCAA Tournament – the second appearance in school history. The first Roadrunner to register a triple-double with a 33-point, 11-rebound, 11-assist performance against Louisiana-Monroe in 2001, he finished his career as the program's all-time scoring leader with 1,922 points, which has since been broken. He also registered a 7.2 career rebounds-per-game average and he ranks in the top five in school history in rebounds (751), free throws (478), steals (184) and scoring average (18.3). Brown began his professional career in the USBL and National Basketball Development League before making his NBA debut as the first Roadrunner to play for the San Antonio Spurs in 2002. He was a member of the franchise's 2005 NBA Championship team and also played for the Nuggets, Jazz, Hornets, Warriors, Bulls and Cavaliers. He scored 3,352 points in 465 career NBA games from 2002-10, highlighted by his 2006-07 season with the Pelicans in which he averaged 11.6 points and 4.3 rebounds, while shooting 42 percent from the floor.
- He was enshrined on May 13, 2023 in the San Antonio Sports Hall of Fame at the Henry B. Gonzalez Convention Center as the first UTSA student-athlete to achieve that honor.

UTSA'S RECORD WHEN ...

SITUATION	THIS SEASON 2023-24	HENSON ERA
overall	5-4	104-127
at home	4-1	76-39
on the road	1-3	22-72
neutral site	0-0	6-17
overtime games	1-0	6-7
decided by 10 pts. or less	4-2	52-55
decided by 5 pts. or less	0-0	22-22
following a win	2-2	46-59
following a loss	2-2	55-65
in November	4-4	25-29
in December	1-0	21-21
in January	0-0	24-38
in February	0-0	22-24
in March	0-0	12-14
Sunday	1-0	9-6
Monday	2-0	9-7
Tuesday	0-1	5-8
Wednesday	0-0	10-12
Thursday	1-0	26-37
Friday	0-3	8-14
Saturday	1-0	37-43
leads at half	3-0	80-26
trails at half	0-4	16-96
tied at half	2-0	7-4
scores less than 60	0-0	0-21
scores 60-69	0-2	17-48
scores 70-79	1-1	32-35
scores 80-89	2-1	23-12
scores 90+	2-0	27-2
opp. scores less than 60	0-0	22-4
opp. scores 60-69	2-0	35-17
opp. scores 70-79	0-2	32-44
opp. scores 80-89	3-0	10-35
opp. scores 90+	0-2	2-25
outrounds opponent	4-0	76-34
opponent outrounds	1-3	26-83
rebounds are equal	0-1	2-8
shooting 50%+ FG	0-0	29-2
shooting less than 50% FG	4-4	74-125
opp. shooting 50%+ FG	1-1	6-40
opp. shooting less than 50% FG	4-3	95-87
shooting 40%+ FG	4-2	80-53
opp. shooting 40%+ FG	2-3	48-107
shooting less than 40% FG	1-1	17-74
opp. shooting less than 40% FG	2-1	50-11
more FTA than opponent	3-0	46-32
fewer FTA than opponent	2-4	43-87
equal FTA	0-0	5-5
more TO than opponent	3-3	39-68
fewer TO than opponent	1-1	57-51
equal TO	1-0	7-8
games decided by 1-3 pts.	2-0	14-17
games decided by 4-6 pts.	0-0	24-15
games decided by 7-10 pts.	2-2	17-29
games decided by 11+ pts.	1-2	47-64

KEY DISTRIBUTION

- One of only two players back from last year, **junior guard Christian Tucker** has proved a key asset for finding teammates for the score, while also averaging a team-high 13.0 ppg.
- After kicking off the year with eight assists in the opener vs. Western Illinois, Tucker has kept a stranglehold on the top assist-dealing spot in the American Athletic Conference going the past five weeks at No. 1 in the AAC in both assists and assists per game.
- His 6 assists vs. UAFS brings the league-leading total to 54, where he ranks 30th nationally.
- Tucker's Arkansas-Fort Smith output maintained his 6.0 assists per game average, pacing the AAC and ranking 23rd nationally - collecting at least three assists in all nine games this year.
- In total on his career, Tucker is a consistent distributor of the ball, averaging 1.91 assists per outing and accruing 124 to date. He allowed only a 1.23 turnover average through 65 games.

TUCKER THE ONE YOU WANT AT THE LINE

- On the season, Tucker is 46-of-53 at the free throw line; an .868 free throw percentage. He has the 2nd-most free throws in the AAC (51st nationally) and ranks 92nd in FT shooting percentage.
- Tucker is shooting 80.4% for his career (131-165), a trajectory just shy of third in UTSA records.

DEFENDING HOME COURT

- Under head coach Steve Henson, UTSA has posted a 76-39 (.661) record at the Convocation Center. The Roadrunners went 11-3 at home in 2016-17, 12-4 in 2017-18, 11-4 in 2018-19, 10-5 in 2019-20, 12-2 in 2020-21 and 8-10 in 2021-22, 8-10 in 2022-23 and 4-1 so far in 2023.
- Prior to the Henson era, UTSA last posted consecutive 11-win home campaigns when the program went 11-3 in 2008-09, 2009-10 and 2010-11 as members of the Southland Conference.
- The 1991-92 team was the last Roadrunners squad to win more than 12 games at home, finishing 14-1.

FORMER 'RUNNER WILLIAMS TO BE INDUCTED TO ROGERS STATE HALL

- Former UTSA guard Lloyd Williams is slated to be inducted as a coach into the Rogers State Hall of Fame during February's RSU Homecoming.
- He will be inducted as part of the 2008-09 team that reached No. 1 in NAIA and was 30-2 in his first year coaching the Hillcats, earning the Sooner Athletic Conference regular season title and conference tournament championship, earning the top seed in the program's first-ever National Championship Tournament appearance. Williams was the 2008-09 SAC Coach of the Year.
- Williams played for the Roadrunners from 1996-2000 under Tim Carter, finishing his career as the all-time leader in assists (536) and steals (237) and still remains in second on both lists.

THE AMERICAN EXPERIENCE

- Among the 12 new players this year for UTSA, **former UCF guard Dre Fuller Jr.** has shown immediate impact in the non-conference games, but his playing experience against familiar foes could be invaluable.
- Taking a redshirt as a true freshman in 2018-19, Fuller played 20 games, missing 10 due to injury, and started 13 times in first season of competition, averaging 6.3 points, 3.1 rebounds and 1.5 assists while playing 19.0 minutes per game.
- His second season was a breakout, as he appeared in all 23 games, starting 14 times, including each of the last three games of the season. That year, Fuller averaged 7.0 points and 4.7 rebounds per game, while playing 27.6 minutes per contest and shooting 41.4 percent. He also added 24 steals, seven blocks and 44 assists.
- In his third year, he logged a 43.9 field goal percentage and played in 24 games.

BUILDING UP SOME NEW DIGS

- The first of many facilities under **UTSA's Go Bold fundraising initiative**, the Roadrunners moved into the RACE (Roadrunner Athletic Center of Excellence) building, a \$45.4 million facility, in the August 2021. Now the central nervous system of UTSA Athletics, the building features among others, an academic center, football practice fields, centralized sports medicine and strength and conditioning centers, meeting rooms, student-athlete lounges and coaching/staff offices.
- In the move, the UTSA basketball staff took over the former football building/Intercollegiate



Athletics Building (IAB) and Go Bold is working on a new state-of-the-art basketball/volleyball facility, marking yet another big moment for UTSA athletics, which has been around just since 1981, with the university celebrating a 50th anniversary in 2019-20. The new facility is slated to house two full-size NCAA regulation hardwood practice courts with eight goals on each court, striped for both basketball and volleyball, a 3,000 SF weight room with dedicated cardio with 1,000 SF athletic training room with separate consultation room and hydrotherapy. The facility will also feature locker rooms and coaches offices, moving teams out of IAB and Convocation Center spaces.

- UTSA just finished the latest round of construction at Park West, the home of UTSA soccer and T&F. Officially opened in July 2023, the Park West Fieldhouse facility is another milestone in UTSA's strategic vision to further promote the academic success, health, wellness and performance of its student-athletes - another in a long run of improvements UTSA has scheduled. The newly-minted \$8 million, 14,325 square-foot facility located just off Loop1604 houses locker rooms for soccer and men's and women's track & field, featuring a 1,500 SF athletic training room, 2,500 SF Community Room with a 120-seat capacity, dedicated nutrition center and a 700 SF equipment and multi-team laundry room.

NEW TO THE BENCH

- The Roadrunners are not only welcoming 12 newcomers to the court, but are also welcoming three newcomers to the bench.
- Arriving in late May, **Kurtis Darden** is the newest assistant coach for the Roadrunners and brings a variety of successful basketball experiences to the UTSA squad for an immediate impact. Darden joined the Roadrunners staff after one season as the director of basketball operations at Campbell in Buies Creek, N.C. The Camels reached the Big South Championship Game last season.
- Prior to taking on his first operations role, Darden built up an extensively successful coaching career at the high school level in his hometown of Fayetteville, N.C. Over the course of 12 seasons, Darden's teams racked up a 243-83 record. He joined the Campbell staff fresh off two seasons as head coach at Freedom Christian Academy. Prior to FCA, Darden led Village Christian Academy as head coach since 2010, producing back-to-back NCISAA 2-A state titles in 2016 and 2017 - along with a pair of state runner-up finishes. Darden has been named the 2017 Cape Fear Region Coach of the Year and was a three-time conference Coach of the Year, also selected as head coach of the East squad in the 2019 NCISAA Private School All-Star Game.
- As an active-duty commissioned Air Force officer, Darden continued his basketball journey by playing for the All-Air Force team from 2005-08. His teams won the Armed Forces Championship in 2006, 2007 and 2008. That's where Darden first cut his teeth in the coaching world, serving as an assistant coach of the 2011 All-Air Force team that also won the Armed Forces Championship.
- Lt. Col. Darden is a veteran who continues to serve his country as an Individual Mobilization Augmentee (IMA) reservist assigned to Air Force Services Center at Joint Base Lackland.
- Under new NCAA rules in place as of this season, certain administrative roles are allowed a specific amount of coaching duties and interactions.
- Coming to UTSA after four seasons on the other side of San Antonio at UIW, **Chris Artis** is the new director of operations, a role he served for the Cardinals before moving into an assistant coach position. Artis brings extensive basketball history as a player in the collegiate and professional ranks, and as a high school, post-graduate and college coach. Artis came to UIW from Calumet College of St. Joseph in Whiting, Indiana, marking his second stint with the program. From 2015-19, Artis served as the associate head coach for the Crimson Wave, assisting the team in reaching new heights, as the 2016-17 team earned its second Chicagoland Collegiate Athletic Conference (CCAC) regular-season title and its first NAIA Division II tournament bid. During the 2018-19 campaign, Calumet started with a 12-0 record, earning its highest national ranking at 20th during the campaign. He also was head high school boys basketball coach at Don Bosco Institute in Crown Point, sending 9 players to NCAA Division I and 2 more to Division II schools.
- Taking over video coordinator duties for the UTSA program, **J.R. Harris** was among the first Roadrunners to play under Henson; his senior season coinciding with Henson's first at the helm. Harris returned to San Antonio after spending the 2022-23 school year as the head boys basketball coach at Istrouma High School in his hometown of Baton Rouge, La. Following his playing career, Harris returned home to teach and work in athletic administration at Inspire Academy, then transitioning to the coaching world as the assistant coach at Hillsboro, Texas-based Hill College during the 2021-22 season. Harris helped the team achieve a 21-10 regular season record.

THE POSTSEASON SET TO RETURN TO SAN ANTONIO

- UTSA last hosted the NCAA South Regional in March 2022 at the AT&T Center where (2) Villanova defeated (5) Houston on its way to the Final Four. (11) Michigan/(1) Arizona also competed in the Regional.
- UTSA also served as the host institution for all 64 teams in the women's NCAA Tournament with the entirety of the tournament moved to the Alamo City for COVID precautions in 2021.
- San Antonio has been the host site of seven Regionals and four Final Fours.
- The Roadrunners will host the Final Four again in 2025, scheduled for April 5 and 7 at the Alamodome and hosted by UTSA and UIW.
- San Antonio and UTSA have also been awarded the 2029 Women's Final Four at the Alamodome. San Antonio previously hosted the Women's Final Four three times, in 2002 and 2010.
- The Alamodome was the site of the Women's Final Four when Stanford claimed the 2021 title in front of a limited capacity audience but was also the site in 2002 when the all-time Women's Final Four attendance record was set when 29,619 were at the national semifinal games and the National Championship game.

PRO RUNNERS PUTTING IN WORK

UTSA currently has 11 players playing professionally across the world - checking in on the latest.

- **Keaton Wallace** (UTSA 2017-21), After a strong NBA Summer League performance for the LA Clippers, Wallace signed with the Atlanta Hawks and went to training camp in September. Wallace plays in the NBA G League for the College Park SkyHawks ATL affiliate in College Park, Ga. He has started all 11 games for the SkyHawks, averaging 12.8 ppg off 45.9% shooting, 5.5 apg and 4.4 rpg. He played the last two seasons for the Ontario Clippers
- **Jhivvan Jackson** (UTSA 2017-21) plays in Germany for the Tigers Tuebingen of the Germany's top league, Basketball Bundesliga. Turning in six performances of 20+ this season as a point guard, Jackson is averaging 19.7 ppg on 57.3% shooting, with 4.4 apg and 3.0 rpg.
- **Nick Allen** (UTSA 2015-19) plays small forward for Earthfriends Tokyo Z in the Japanese B3 League. Allen is averaging 7.3 ppg with 5.0 rpg through 18 games this season.
- **Kaj-Bjorn Sherman** (UTSA 2011-15) plays in Spain for Club Baloncesto Benidorm out of Alicante, averaging 13.1 ppg, 8.6 rpg and 2.4 apg at center for the club.
- **Dhieu Abwok** (UTSA 2021-22) plays in Tanzania for Pazi Basketball Club of the Tanzania National Basketball League. Abwok is averaging 24.3 ppg, 9.3 rpg, 1.3 apg and 3.0 spg so far this season as a guard for Pazi.

Some other recent pro moves for former Roadrunners

- **Giovanni De Nicolao** (UTSA 2016-19) signed for Gevi Napoli in Italian Serie A.
- **Cedrick Alley Jr.** (UTSA 2020-22) averages 10.3 ppg, 6.1 rpg for RASHI in Georgian Superleague.
- **Atem Bior** (UTSA 2014-15) averages 5.9 ppg, 3.8 rpg for Brisbane Capitals in Australian NBL One.
- **Richard Froehlich** (UTSA 2008-10) averages 5.4 ppg, 3.2 rpg for Stade in German Regionalliga.
- **James Ringholt** (UTSA 2014-18) plays center for Ipswich Force in Australian NBL One.
- **Deon Lyle** (UTSA 2017-18) plays out of New York for the Albany Patroons in The Basketball League (TBL), signing in February after averaging 16.4 points 4.3 rebounds in 23 games last season. This year, he's averaging 11.2 ppg, 3.0 rpg and 1.7 apg.

AMERICAN MUSCLE

- UTSA's 43rd season on the basketball court is also the Roadrunners first year as a member of the American Athletic Conference, joining the league on Saturday, July 1, as one of six institutions welcomed to form the AAC's new lineup of 15 schools in The American's 10th year. The conference has 14 programs that compete in men's basketball: Charlotte, East Carolina, Florida Atlantic, Memphis, North Texas, Rice, SMU, South Florida, Temple, Tulane, Tulsa, UAB and Wichita State compete with UTSA in the new-look league.
- As a member of The American, UTSA will enjoy greater national media exposure, enhanced brand recognition, more Texas team matchups and expanded recruiting opportunities, furthering the university's ability to compete at the highest level.
- A league presence in four of the top 10, six of the top 25 and 12 of the top 52 Nielsen media markets allows The American to enjoy a lucrative and comprehensive media rights partnership with ESPN, giving the conference a significant presence on the Worldwide Leader's primary television networks (ABC, ESPN, ESPN2, ESPNU) and an all-sports presence on ESPN+, the industry's leading streaming service with more than 25.3 million subscribers.
- This marks the fifth conference that UTSA has been a full-fledged member of since first joining the Trans America Athletic Conference (now Atlantic Sun) in 1986 after five years as an NCAA Division I Independent. UTSA was a member of the Southland Conference from 1992 to 2012, and spent one year in the Western Athletic Conference before joining Conference USA in 2013.

UNDERESTIMATING THE ROADRUNNERS

- With UTSA coming off a 10-22 season and making the move to a stronger basketball conference, the preseason predicted order of finish in the AAC doesn't reflect UTSA's potential. During the AAC Media Days on Oct. 8-9, the announcement came that the Roadrunners were picked 14th.
- Returning a solid roster from last year's Final Four run, Florida Atlantic was picked as the preseason favorite with 11 of the league's head coach votes, while reigning AAC Tournament champion Memphis was chosen second with three first-place votes. Next on the list were Tulane, UAB, East Carolina, North Texas, SMU, Wichita State, South Florida, Tulsa, Rice, Temple, Charlotte and UTSA.

YOUNG TALENT

- Freshman guard **Nazar Mahmoud** is the only high school recruit in this year's class. Born in July 2005, Mahmoud is the 11th-youngest player to be on an NCAA roster this season and the youngest player set to take the court in the American Athletic Conference. Topping the list is Iowa State's JT Rock, who was born March 1, 2006 and still four months under 18 to open the season.

WHO'S NEW?

- **Junior guard/forward Blessing Adesipe** hasn't seen the court for the Roadrunners just yet, but the expectations are high for the Texas-native JUCO product who got his start in Montana. Adesipe played two seasons at Miles College in Miles City, Montana, where he put up 1,132 points in just two prolific scoring seasons playing under coach Chase Tait. He started all 30 games for the Pioneers as a sophomore in 2022-23 en route to an NJCAA All-America Honorable Mention and NJCAA All-Star selection by the NJCAA Men's Basketball Coaches Association. At Miles in 2022-23, he averaged 21.6 ppg to lead the team, rank second in the Mon-Dak Athletic Conference and 14th in NJCAA Division I. He shot 41.8 percent from the floor and racked up double-figures in 28 games, topped by a 39-point performance against Dakota-Bottineau - 1-of-5 outings in excess of 30 points. Also averaged 9.9 rebounds per game with 16 double-digit rebounding performances, along with 2.3 assists and 1.3 steals per contest.

• **Junior guard PJ Carter** was an effective shooter for the Roadrunners in the exhibitions, leading UTSA with 50-percent shooting from long range (4-8). He also delivered five assists. A former Georgia Region 5-6A Player of the Year and 6A All-State honoree from Atlanta, Carter played the 2022-23 season at Georgia Highlands College under coach Jonathan "JJ" Merritt. He earned first-team All-GCAA honors while helping the Chargers to a 23-10 season that went all the way to the GCAA Championship final. Carter led the team with 16.3 ppg despite coming off the bench in 29 of the 33 games he played. Logged double-figure scoring in 29 contests while shooting 46.6 percent from the floor, 43 percent from the perimeter and 79.5 percent from the free throw line. Before GHC, he played two years at Campbell.

- A well-rounded performer who has come off the bench in both exhibition games, **junior forward Chandler Cuthrell** earned a double-double in both outings and averaged 11.5 ppg and 11.0 rpg, while also contributing eight assists to the effort. Cuthrell played two seasons in the Texas Panhandle at Odessa College under coach Kris "Bucket" Baumann, helping the Wranglers to a 30-4 record in 2022-23, a Western Junior College Athletic Conference title and an appearance in the NJCAA DI National Quarterfinals - ranking third in the final NJCAA DI rankings. Cuthrell played 34 games last year with a 7.2 ppg, 3.0 rpg, shooting 48.8 percent from the floor and 40.8 percent from three.

- Making his physical presence felt in the post, **junior forward/center Trey Edmonds** averaged 13.0 points with 7.5 rpg in the exhibitions, including 11 boards on the offensive glass.

Edmonds played two seasons at Utah Tech, the former Dixie State, in St. George, Utah, appearing in 33 games with one start last year. Limited to just over 8.3 mpg in two years with the Trailblazers, Edmonds averaged 2.5 ppg on 46.8 percent shooting, 2.3 rpg.

- The most diversified performer of exhibition season, **graduate student guard/forward Dre Fuller Jr.** shot .440 through the exhibitions to average 13.0 ppg, 9.0 rpg, 4.0 apg and 1.5 spg. One of the most experienced transfers to join the Roadrunners this season, Fuller played three seasons at UCF in Orlando, logging 67 games and 27 starts for the Knights. Fuller averaged 5.7 ppg on 42.2-percent shooting, with 3.4 rpg and 1.5 apg.

- Immediately taking charge in leading the UTSA offense, sophomore **point guard Adante Holiman** was a scorer and a distributor in the exhibitions, putting up 11.5 ppg with 2.5 apg.

A former four-star high school recruit and the No. 1-rated player in Oklahoma, Holiman registered 2,392 prep points and ranked among the top 50 in Oklahoma history after wrapping a 32-ppg, 5.0 apg senior season. He comes to San Antonio after an outstanding rookie season at UT Rio Grande Valley, playing 24 games with 11 starts for the Vaqueros. As a freshman, Holiman averaged 7.5 ppg on 44.7-percent shooting, doling out 3.0 apg.

- One of the most anticipated players to take the court, seven-foot **redshirt senior center Carlton Linguard Jr.** has not disappointed. His debut saw the agile big man score 20 on 8-of-12 shooting, registering nine boards with three assists in the opening exhibition. Across the two preseason contests, Linguard averaged a team-high 14.5 ppg with 10.5 rpg, 2.0 apg and 2.0 blocks per outing.

The homegrown Kansas State transfer had to sit last season for a year in residence, playing 32 games with two starts with the Wildcats. He averaged 1.8 ppg and 1.3 rpg while coming off injuries. Before KSU, he was the 12th best junior college prospect at Temple College on the I-35 corridor, where he put up 13.3 ppg on 51.4-percent shooting with 9.5 rpg and 3.6 rpg - logging 12 double-doubles with double-figure scoring in 25-of-30 and double-digit boards in 13.

- The lone freshman among the 12 newcomers, **guard Nazar Mahmoud** averaged 13.0 ppg, 6.5 rpg and 2.0 apg, knocking down a team-best 5-for-10 from three against Trinity and McMurry. Mahmoud rated as a three-star player and the No. 37 shooting guard coming out of Spring Creek Academy in Plano, Texas, helping the Spartans to a 26-4 record during his senior year. Mahmoud scored 20.6 ppg on 42-percent shooting, with nearly five (5) rpg and two (2) apg. Earned All-SWAIC honors as a senior and was named the District 25-5A Offensive MVP and TABC All-State as a junior at Leander's Rouse High.



WHO'S NEW? (cont'd)

- **Junior forward Josh Reid** saw limited time in the exhibitions, averaging 1.5 ppg and 0.5 rpg. Reid joined the Roadrunners after two seasons at Gulf Coast College in Panama City, Florida, playing 28 games with 20 starts for the Commodores last year. Reid shot 45 percent from the floor for 10.3 ppg, logging 6.4 rpg with 42 assists and 34 steals.
- Former Antonian Prep standout **junior guard Juan Reyna** is returning home after one season each at Campbell and Alabama State. At Campbell, Reyna averaged 5.3 ppg in 30 games with the Camels. Put up 8.7 ppg 26 games at Bama State. Graduated from Duncanville High after leaving San Antonio, where he helped lead DHS to back-to-back UIL 6A State Championships (2020, '21) and surpassed 2,000 career points. As a senior, Reyna averaged 20.8 ppg and 3.2 apg.
- **Junior guard Justin Thomas** helped Milwaukee to the best record in seven years, playing in 33 games with 7.3 ppg, 4.4 rpg and 3.0 apg. Thomas shot 43.2 percent (82-of-190) from the field overall, 42.9 percent (24-of-56) and led the team with 98 assists. Began his collegiate career at Division II Queens University of Charlotte.
- A former All-District 4-6A and All-Region player from Fort Worth's North Crowley High, redshirt **junior guard Isaiah Wyatt** registered 7.0 ppg and 5.0 rpg through the exhibitions. Wyatt arrived at UTSA after one season at NCAA Division II Chadron State in northwestern Nebraska. Wyatt earned All-RMAC honors after leading the Eagles with 15.2 ppg through 29 starts, scoring in double-figures in 25 outings after shooting 45.1 percent. Hit 46.9-percent beyond the arc and was second in the RMAC with 2.8 threes per contest. Also grabbed 5.3 rpg. Also played at Texas JUCOs, Southwestern Christian and McLennan.

RETURNING FROM THE 2022-23 ROSTER

- UTSA lost 12 players from last year's squad and returns only two contributors from 2022-23. The pair accounted for just 8.4 percent of the points, 10.5 percent of rebounds, 12.4 percent of assists and 12.6 percent of steals last season.
- **Junior guard Christian Tucker** is in the mix for a steady starting spot for the Roadrunners, playing in 30 games last season with six starts. In 2022-23, Tucker averaged 4.8 points, 1.4 assists and 1.5 rebounds per game. Through the two exhibitions, Tucker led UTSA with 16 points in the second contest vs. McMurry en route to a 11.5 ppg 3.0 rpg preseason - leading the team with 5.0 assists per contest. In total, Tucker has played 56 games with 12 starts for the Roadrunners, averaging 4.1 ppg and 1.3 apg. Tucker was a first-team All-Region and All-State honorable mention at Gilbert Perry High School in Chandler, Ariz., averaging 16 points, five assists and five rebounds while leading Gilbert Perry to a Regional Championship.
- A starter at forward last year in his rookie season, **sophomore Massal Diouf** appeared in 27 games and started 21 contests a year ago. Diouf shot 42.5 percent and averaged 2.0 ppg, 2.7 rpg in 10.9 mpg. In the exhibitions, Diouf led the team with an .856 shooting average, putting up 6.0 ppg with 3.5 rpg. Diouf prepped at Western Canada Prep Academy and played with the U-16 and U-18 Dutch National Team. He earned Canadian Junior Basketball Team first-team All-Star honors while leading Western Canada to a third-place finish.

BACK ON CAMPUS BUT WAITING TO PLAY

- Last November, former Roadrunner **guard Jordan Ivy-Curry** was suiting up for Pacific the first time and went on to finish with 33 games and seven starts for the Tigers, logging 10.3 points and 2.6 rebounds per game while shooting 42.2 percent from the field. He was a career-best 86.4 percent at the free throw line, leading Pacific with a 70-for-81 charity stripe performance.
- Just 12 months later, Ivy-Curry is right back where he started the first two years of his career and looking for the opportunity to join the new-look Roadrunners. A 2020-21 Conference USA All-Freshman teamer, Ivy-Curry has played 47 games for the Roadrunners, logging 19 starts in 21 games as a sophomore for 13.9 ppg - the second-best individual UTSA mark. Ivy-Curry scored in double-figures 15 times, topping out at 27 points. He also added 2.3 rpg and 1.9 apg.
- **In early November, the NCAA denied Ivy-Curry's appeal and he will need to sit for 2023-24.**

FINALLY CARLTON'S TIME

- UTSA's roster got considerably taller last season when **center Carlton Linguard Jr.** announced his pledge to the Roadrunners in the offseason. The 7-foot San Antonio native, played his high school ball at Stevens and returned to the Alamo City hoping to be eligible for the second semester - but his opportunity never materialized while he finished re-establishing residency.
- The 14.5 ppg and 9.0 rpg he averaged in the exhibition games was an optimistic indicator, albeit against lower-division opposition.
- If his regular season debut is was any indication (at a 12 point/10 rebound double-double), Linguard could be one of the most exciting players for the Roadrunners and in the American Athletic Conference this season due to his mix of size, reach and mobility.

STEVE HENSON VS. OPPONENTS

OPPONENT	HENSON	OPPONENT	HENSON
Arkansas	0-1	Old Dominion	3-5
Arkansas-Fort Smith	1-0	Oregon State	0-3
Army West Point	0-0	Ottawa (AZ)	1-0
Bethany, KS	2-0	Our Lady of the Lake	2-0
Bethune-Cookman	1-0	Prairie View A&M	2-1
Bradley	0-1	Rice	7-6
Charlotte	4-4	St. Edward's	0-1
Coastal Carolina	0-1	St. Mary's	2-0
Dallas Christian	1-0	Sam Houston State	1-1
Dartmouth	0-1	Southeastern Oklahoma State	1-0
Denver	1-0	Southwestern Adventist	1-0
East Carolina	0-0	Southern Miss	7-7
East Central	1-0	South Dakota State	0-1
FIU	7-5	South Florida	0-0
Florida Atlantic	4-10	SMU	0-0
FGCU	1-0	Sul Ross State	1-0
Fresno State	0-1	Temple	0-0
Grambling State	0-1	Texas A&M-Commerce	0-1
Grand Canyon	0-1	Texas A&M-Corpus Christi	3-3
Houston Christian	3-0	Texas State	4-2
Illinois-Chicago	0-1	Texas Tech	0-1
Illinois State	1-1	Tulane	0-0
IUPUI	1-0	Tulsa	0-1
Jacksonville State	0-1	Trinity	2-0
James Madison	1-0	UAB	5-9
Lamar	4-2	UC Irvine	0-1
Little Rock	0-0	UIW	2-0
Louisiana Tech	4-8	Utah	0-1
Marshall	3-4	Utah State	0-1
Memphis	0-0	Utah Valley	1-2
Middle Tennessee	1-7	UT Permian Basin	1-0
Minnesota	0-1	Utah	0-1
Nebraska	0-1	UTEP	2-5
New Mexico	0-1	UTRGV	0-2
North Texas	2-9	Western Illinois	1-0
Oklahoma	0-5	Western Kentucky	3-8
Oklahoma State	0-1	Wichita State	0-0

HENSON'S EIGHTH YEAR AT THE HELM

- The Roadrunners are led by **eighth-year head coach Steve Henson**, the 2017-18 Conference USA Coach of the Year. UTSA's Nov. 6 victory pushed him on to the next milestone as a 100-game winner at UTSA.
- Henson, a former star player at Kansas State (1986-90), took over at UTSA for the 2016-17 season and quickly transitioned the Roadrunners into an up-tempo, high-scoring offensive unit.
- The Kansas native took over at UTSA after five years as an assistant at Oklahoma for Lon Kruger. Henson was also on the staff with Kruger for seven seasons at UNLV after a season at South Florida and scouting then coaching with the Atlanta Hawks.
- A member of the Kansas State Athletics Hall of Fame who led K-State to four straight NCAA Tournaments, Henson still holds all-time program records for career assists (582), assists per game (4.58), assists in a season (186), assists in a game (12), free throw percentage (.900), minutes played (4,474), minutes per game (35.2), starts (118) and consecutive starts (118).
- A two-sport standout at K-State, he was a decathlete and placed third as a sophomore and junior at the Big Eight Championships.
- He was a second-round pick of the Milwaukee Bucks in the 1990 NBA Draft - going 44th overall - and played seven years in the NBA and two seasons in Italy and Greece.
- Henson earned Mr. Basketball honors while playing for his legendary father at McPherson High School.
- Henson has a knack for coaching elite scoring guards, including former Oklahoma standout Buddy Hield and former UTSA standouts Jhivvan Jackson and Keaton Wallace.

THE LAST TIME ...

TEAM

Played a ranked team

vs. #24 Florida Atlantic (L, 64-83) (1/19/23)

Beat a ranked team

at #13 Arizona State (W, 87-85) (12/18/94)

Lost to a ranked team at home

vs. #24 Florida Atlantic (L, 64-83) (1/19/23)

Lost to a ranked team on road

at #17 Utah State (L, 50-82) (11/19/19)

Lost to a ranked team at neutral site

vs. #25 Middle Tennessee (L, 86-70) (03/09/17)

Played an overtime game

vs. Western Illinois (W, 78-68) (11/6/23)

Played a double-overtime game

at Charlotte (L, 108-114) (02/25/16)

Scored 130+ points

UTSA: 136 vs. East Central (W, 136-68) (11/22/08)

Opp: N/A

Scored 120+ points

UTSA: 123 vs. SW Adventist (W, 123-43) (3/4/21)

Opp: 121 vs. Centenary (L, 116-121) (1/4/90)

Scored 110+ points

UTSA: 116 at Marshall (W, 116-106) (2/2/19)

Opp: 114 at Charlotte (L, 108-114) (02/25/16)

Scored 100+ points

UTSA: 101 vs. Dallas Christian (W, 101-48) (1/3/22)

Opp: 102, Minnesota (L, 102-76) (11/10/23)

Scored 90+ points

UTSA: 93, vs. Arkansas-Fort Smith (W, 93-60) (12/10/23)

Opp: 90, at Lamar (L, 90-82) (11/14/23)

Scored less than 50 points

UTSA: 44, at Oklahoma (11/12/21)

Opp: 47, Trinity (11/7/22)

Shot 70+ percent from field

UTSA: N/A

Opp: 70.0% (42-60), UAB (1/07/16)

Shot 60+ percent from field

UTSA: 64.6% (51-79), vs. SW Adventist (3/4/21)

Opp: 62.3% (33-53), Rice (2/3/22)

Shot 50+ percent from field

UTSA: 52.5% (32-61), at Rice (2/16/23)

Opp: 50.8% (32-63), Lamar (11/30/23)

Shot less than 40 percent from field

UTSA: 31.7% (19-60) at Texas State (11/17/23)

Opp: 35.5% (22-62), vs. Arkansas-Fort Smith (12/10/23)

Shot less than 30 percent from field

UTSA: 29.6% (16-54), vs. Grambling State (11/25/22)

Opp: 26.1% (18-69), Dallas Christian (1/3/22)

Shot less than 25 percent from field

UTSA: 25.7% (19-74), UTRGV (12/17/21)

Opp: 23.8% (15-63), Jarvis Christian (1/25/12)

Did not make a 3-pointer

UTSA: vs. Texas (1/05/94)

Opp: at Nicholls (1/14/09)

Won by 20+ points

UTSA: (33) (93-60), vs. Arkansas-Fort Smith (12/10/23)

Opp: (26) (102-76), Minnesota (11/10/23)

Won by 30+ points

UTSA: (33) (93-60), vs. Arkansas-Fort Smith (12/10/23)

Opp: (40) (106-66), Florida Atlantic (2/23/23)

Won by 40+ points

UTSA: (53) 101-48, vs. Dallas Christian (1/3/22)

Opp: (40) (106-66), Florida Atlantic (2/23/23)

Won by 50+ points

UTSA: (53) 101-48, vs. Dallas Christian (1/3/22)

Opp: (52) 96-44, Oklahoma (11/12/21)

Won by 60+ points

UTSA: (80) 123-43 vs. SW Adventist (3/4/21)

Opp: (66) 50-116 at Texas (12/08/15)

Scored 50+ points in a half

UTSA: 58 (2nd), W, 93-60, vs. Arkansas-Fort Smith (12/10/23)

Opp: 54 (1st), L, 102-76, at Minnesota (1/10/23)

Scored 50 points in both halves

UTSA: 62 (1st), 63 (2nd) 125-64 vs. Ottawa (11/30/17)

Opp: 51 (1st), 54 (2nd) 105-66, Oklahoma (12/3/20)

Had 5+ players score in double digits

UTSA: Adante Holiman (21), PJ Carter (17), Carlton Linguard Jr. (16), Christian Tucker (11), Isaiah Wyatt (10) on 11/25/23 vs. UIW

Opp: Terry Anderson (20), Adam Hamilton (16), B.B. Knight (16), Ja'Sean Jackson (12), Chris Pryor (11) Jakevion Buckley (10) on 11/14/23x at Lamar

Had 2+ 20-point scorers

UTSA: Carlton Linguard Jr. (21), Isaiah Wyatt (20) vs. Arkansas-Fort Smith (12/10/22)

Opp: Dawson Garcia(22), Isaiah Ihnen (20), Minnesota (11/10/23)

Had 3+ 20-point scorers

UTSA: Jhivvan Jackson (20), Byron Frohnen (21), Keaton Wallace (21), at HBU (11/26/18)

Opp: Donovan Sims (24), Antonio Green (21), James Hawthorne (20), MT (1/17/19)

PLAYER

Scored 50+ points

UTSA: 52, Roderic Hall, vs. Maine (12/6/97)

Opp: 61, Wayman Tisdale, Oklahoma (12/28/83)

Scored 40+ points

UTSA: 45, Jhivvan Jackson, at ODU (2/6/20)

Opp: 41, Mike Daum, South Dakota State (11/20/18)

Scored 30+ points

UTSA: 30, Japhet Medor, vs. Rice (1/16/23)

Opp: 30, Quincy Olivari, Rice (1/16/23)

Recorded a triple-double

UTSA: Devin Gibson, (28 pts, 10 reb, 10 ast) vs. Samford (3/9/11)

Opp: Max Fiedler, Rice (24 pts, 13 reb, 11 ast) (1/16/23)

Recorded a double-double

UTSA: Christian Tucker (13 pts, 11 ast) vs. Lamar (11/30/23)

Opp: Adam Hamilton, Lamar (12 pts, 10 reb) (11/30/23)

Two players recorded a double-double

UTSA: Jacob Germany (20 pts, 13 reb) & DJ Richards (17 pts, 10 reb) at Western Kentucky (2/2/23)

Opp: Terry Anderson(20 pts, 11 reb), Adam Hamilton (16 pts, 14 reb) (Lamar, 11/14/23)

Recorded 20+ rebounds

UTSA: 20, Clarence McGee, vs Hardin-Simmons (2/27/88)

Opp: 22, Wayman Tisdale, Oklahoma (12/28/83)

Recorded 15+ rebounds

UTSA: 18, Jacob Germany, at FIU (2/25/23)

Opp: 16, Isaac Mushila, TAMU-CC (11/11/22)

Recorded 20+pts/20+reb

UTSA: Clarence McGee (20 pts, 20 reb), vs. Hardin-Simmons (2/27/88)

Opp: Wayman Tisdale (61 pts, 22 reb), Oklahoma, (12/28/83)

Recorded 10+ assists

UTSA: 11, Christian Tucker, Lamar (11/30/23)

Opp: 11, Max Fiedler, Rice (1/16/23)

Made 8+ 3-pointers

UTSA: 8, Keaton Wallace, vs. UAB (3/11/20)

Opp: 8, Keaton Willis, LA Tech (2/19/22)

Made 15+ free throws

UTSA: 16, Japhet Medor, vs. Prairie View A&M (11/22/22)

Opp: 15, Akeem Richmond, East Carolina (2/8/14)

Made 10+ free throws

UTSA: 12, Christian Tucker, vs. Western Illinois (11/6/23)

Opp: 10, Christian Turner, Texas State (11/17/22)

Recorded 10+ blocks

UTSA: N/A

Opp: 13, Wojciech Myrda, Louisiana-Monroe (1/17/02)

Recorded 5+ blocks

UTSA: 5, Jacob Germany, vs. Southern Miss (1/22/21)

Opp: 6, Jamarion Sharp, WKU (2/2/23)

Recorded 5+ steals

UTSA: 5, Japhet Medor, at FIU (2/25/23)

Opp: 6, Isaiah Crawford, La Tech (12/29/22)

Played every minute (regulation)

UTSA: Erik Czumbel & Darius McNeill, at UTEP (1/20/22)

Opp: Cobe Williams, Louisiana Tech (1/28/23)

Two players played every minute (regulation)

UTSA: Erik Czumbel & Darius McNeill, at UTEP (1/20/22)

Opp: Taevion Kinsey & Taylan Grogan, Marshall (2/13/20)

Played every minute (+OT)

UTSA: Jordan Sims, at Tulsa (3/2/14)

Opp: Jared Savage, WKU (2/15/20)

Played every minute (+2OT)

UTSA: N/A

Opp: Jon Davis, Charlotte (2/25/16)

Fouled out

UTSA: Massal Diouf vs. Arkansas-Fort Smith (12/10/23)

Opp: Terry Anderson, Lamar (11/30/23)

Two or more players fouled out

UTSA: Carlton Linguard Jr., Trey Edmonds, Texas State (11/18/23)

Opp: Jame Harrison, Josh Nzeakor, vs. Lamar (3/14/18)

MISCELLANEOUS STATISTICS

dates to prior seasons = *

Current Streak	Won 3
Current Home Streak	Won 3
Current Road/Neutral Streak	Won 1
Last Win	Dec. 10, 2023 vs. UAFS (93-60)
Last Home Win	Dec. 10, 2023 vs. UAFS (93-60)
Last Road Win ...	Nov. 20, 2023 at Houston Christian (89-87)
Last Neutral Win...	Dec. 11, 2021 vs. Sam Houston (78-73)*
Last Loss	Nov. 24, 2023 vs. Jacksonville State (62-77)
Last Home Loss ..	Nov. 24, 2023 vs. Jacksonville St. (62-77)
Last Road Loss	Nov. 17, 2023 at Texas State (62-72)
Last Neutral Loss	March 8, 2023 vs. Rice [CUSA] (71-72)*

2023-24 RECORD BY STARTING LINEUP

Holiman, Tucker, Fuller, Edmonds, Linguard	1-3
Holiman, Tucker, Wyatt, Fuller, Edmonds	3-1
Tucker, Wyatt, Fuller, Edmonds, Linguard	1-0

LEADING THE TEAM

- Following is the number of times a player led UTSA in scoring, rebounding, assists and steals.
- If two or more players tied for the team lead, all were credited for that game:

Player	Pts.	Reb.	Ass.	Blk.	Stl.
PJ Carter	1	1	-	2	1
Chandler Cuthrell	-	2	-	1	1
Massal Diouf	-	-	-	2	-
Trey Edmonds	-	3	-	-	1
Dre Fuller Jr.	1	3	-	3	2
Adante' Holiman	2	-	1	1	2
Carlton Linguard Jr.	1	1	-	6	-
Nazar Mahmoud	-	-	-	-	-
Josh Reid	-	-	-	-	-
Christian Tucker	3	-	8	2	5
Isaiah Wyatt	1	-	-	3	3

UTSA SPECIALTY STATISTICS

OPPONENT	POINTS VIA						LEAD			LARGE			LARGE DEFICIT
	T/O	2ND CH	PAINT	FASTB	BENCH	TIES	CHG	LEAD	LEAD TM	W-L, SCORE	OVERCOME		
Trinity (exhib.)	24	22	42	0	38	0	1	30	38:55	W, 100-70	N/A Led Full		
McMurry (exhib.)	21	26	72	28	69	0	2	48	38:29	W, 125-84	N/A Led Full		
Western Illinois	14	10	28	16	15	8	9	10	36:29	W, 78-68 OT	2		
at Minnesota	11	11	36	16	30	0	0	-	00:00	L, 76-102	N/A Trailed Full		
at Lamar	10	13	32	15	32	10	9	8	19:23	L, 82-90	8		
at Texas State	12	14	14	5	25	5	4	3	2:25	L, 62-72	6		
at Houston Christian	12	17	44	7	29	3	3	13	36:24	W, 89-87	2		
Jacksonville State	10	6	26	12	15	2	4	2	1:05	L, 62-77	4		
UIW	10	21	34	18	37	6	5	14	20:25	W, 90-80	8		
Lamar	15	20	16	21	22	1	4	12	26:15	W, 86-83	10		
Arkansas-Fort Smith	17	16	26	20	23	0	0	33	39:45	W, 93-60	N/A Led Full		
at Little Rock													
at Oregon State													
Army West Point													
Prairie View A&M													
UAB*													
at Rice*													
at Memphis*													
Charlotte*													
at Tulsa*													
Florida Atlantic*													
Tulane*													
at South Florida*													
Rice*													
at Wichita State*													
East Carolina*													
at Charlotte*													
at Temple*													
South Florida*													
at North Texas*													
Tulsa*													
at SMU*													
Temple*													

GAME MARGINS

	1	2	3	4	5	6	7	8	9	10	11	12	13	14	15+
Wins by	-	1	1	-	-	-	-	-	-	2	-	-	-	-	1
Losses by	-	-	-	-	-	-	-	1	-	1	-	-	-	-	2

UTSA IN GAMES DECIDED BY

1-5 points	6-10 points	11-19 points	20 or more
2-0	2-2	0-1	1-1

UTSA TOP INDIVIDUAL PERFORMANCES

POINTS	27 - Isaiah Wyatt vs Lamar (11/30/23)	3FG MADE	7 - Isaiah Wyatt vs Lamar (11/30/23)	REBOUNDS	12 - Trey Edmonds at Lamar (11/14/23)
FG MADE	8 - by three players last: Carlton Linguard Jr. (12/10/23) - Also Wyatt, Fuller	3FG ATT.	12 - Adante' Holiman vs. UIW (11/14/23) 12 - Isaiah Wyatt vs Lamar (11/30/23)	ASSISTS	11 - Christian Tucker vs Lamar (11/30/23)
FG ATT.	16 - Adante' Holiman at Lamar (11/14/23) 16 - Isaiah Wyatt vs Lamar (11/30/23)	FT MADE	12 - Christian Tucker vs Western Ill. (11/6/2023)	STEALS	3 by 3 Players last Christian Tucker vs. UAFS (12/10/23) (also Wyatt, Holiman)
FG PCT.	.750 (3-4) - Trey Edmonds HCU (11/20/23)	FT ATT.	15 - Christian Tucker vs Western Ill. (11/6/2023)	BLOCKS	4 - Carlton Linguard Jr. vs Lamar (11/30/23)
		FT PCT. (MIN 3)	1.000 (6-6) - C. Tucker v vs Lamar (11/30/23)	TURNOVERS	4 (3x) - last Trey Edmonds vs. UAFS (12/10/23)

UTSA TEAM SINGLE-GAME SEASON HIGHS

POINTS	UTSA: 93 vs. Arkansas-Fort Smith (12/10/23) OPP: 102 at Minnesota (11/10/23)	3FG	UTSA: 19 vs. Arkansas-Fort Smith (12/10/23) OPP: 16 vs Lamar (11/30/23)	ASSISTS	UTSA: 22 vs Lamar (11/30/23) OPP: 21 (2x) at Minnesota (11/10/23)/ at Lamar (11/14/23)
FIELD GOALS	UTSA: 34 vs. Arkansas-Fort Smith (12/10/23) OPP: 33 vs. UIW (11/25/23)	FREE THROWS MADE	UTSA: 26 vs. Western Illinois (11/6/23) OPP: 28 at Minnesota (11/10/23)	STEALS	UTSA: 7 at Minnesota (11/10/23) OPP: 12 vs. UIW (11/25/23)
FIELD GOAL PCT.	UTSA: .493 at Houston Christian (11/20/23) OPP: .545 at Minnesota (11/10/23)	REBOUNDS	UTSA: 53 vs. Arkansas-Fort Smith (12/10/23) OPP: 57 at Lamar (11/14/23)	BLOCKS	UTSA: 7 vs. Western Illinois (11/6/23) OPP: 10 vs. Western Illinois (11/6/23)



UTSA IN NCAA RANKINGS

as of 12/12

Category	NCAA Rank	AAC Rank	Value
Assist/Turnover Ratio	115	4	1.21
Assists/game	137	4	14.2
Bench Points/game	111	5	25.33
Blocks/game	51	3	4.8
Effective FG pct	260	9	48.7
Fastbreak Points	47	4	14.44
FG Percentage	298	12	41.4
FG Percentage Defense	156	9	42.3
Fouls/game	298	13	19.6
FT Attempts/game	62	7	22.8
FT Percentage	213	11	69.8
FT Made/game	86	8	15.9
Rebound Margin	201	9	1.1
Rebounds (Defensive)/game	33	2	28.78
Rebounds (Offensive)/game	34	1	13.67
Rebounds/game	18	2	42.44
Scoring Defense	328	14	79.9
Scoring Margin	255	12	-0.1
Scoring Offense	86	3	79.8
Steals/game	305	13	5.4
3-Point Attempts/game	20	1	28.3
3-Point Percentage	151	4	34.1
3-Point Percentage Defense	168	6	32.2
3-Pointers/game	30	1	9.7
Turnover Margin	295	13	-1.9
Turnovers Forced/game	334	13	9.89
Turnovers/game	121	6	11.8
Winning Percentage	169	9	55.6

UTSA IN AAC INDIVIDUAL RANKINGS

top 15 only (as of 12/12)

Trey Edmonds	Rank	Value
Offensive Rebounds/game	10	2.44
Dre Fuller Jr.	Rank	Value
Defensive Rebounds/game	3	6.22
Rebounds	7	68
Rebounds/game	7	7.6
3-Point Attempts	10	49
Adante' Holiman	Rank	Value
3-Pointers/game	7	2.00
3-Point Attempts	t-7	50
3-Pointers made	t-8	16
Carlton Linguard Jr.	Rank	Value
Defensive Rebound/game	3	6.22
Blocks	4	16
Blocked Shot Avg.	4	1.78
Offensive Rebound/game	6	2.67
Rebounds	15	59
Christian Tucker	Rank	Value
Assists	1	54
Assists Avg.	1	6.0
Free Throws	2	46
Free Throw Attempts	3	53
Free Throw Pct.	5	.868
Assist/Turnover Ratio	6	2.84
Isaiah Wyatt	Rank	Value
3-Pointers/game	4	2.33
3-Pointers made	4	21
3-Point Attempts	t-7	50

UTSA INDIVIDUAL MISCELLANEOUS STATISTICS

DOUBLE-FIGURE SCORING GAMES

Player	20-21	21-22	22-23	23-24	UTSA (Tot)
Carter	-	-	x	4	4 (4)
Cuthrell	x	x	x	1	1 (1)
Diouf	x	x	0	0	0
Edmonds	x	1	1	3	3 (5)
Fuller 19-20 (7)	5	3	x	5	5 (20)
Holiman	-	-	9	2	2 (11)
Ivy-Curry	6	15	20	-	21 (41)
Linguard	1	0	x	6	6 (7)
Mahmoud	-	-	-	0	0
Tucker	x	2	5	7	14 (14)
Wyatt	-	-	25	4	4 (29)

(other institution)

20-POINT+ SCORING GAMES

Player	20-21	21-22	22-23	23-24	UTSA (Tot)
Carter	-	-	x	0	0
Cuthrell	x	x	x	0	0
Diouf	x	x	0	0	0
Edmonds	x	0	0	0	0
Fuller 19-20 (0)	0	0	x	1	1 (1)
Holiman	-	-	0	2	2 (2)
Ivy-Curry	0	4	2	-	4 (6)
Linguard	0	0	x	1	1 (1)
Mahmoud	-	-	-	0	0
Tucker	x	0	0	0	0
Wyatt	x	1	4	2	2 (6)

(other NCAA institution)

DOUBLE-FIGURE REBOUNDING GAMES

Player	20-21	21-22	22-23	23-24	UTSA (Tot)
Carter	-	-	x	0	0
Cuthrell	-	-	-	1	1 (1)
Diouf	x	x	0	0	0
Edmonds	x	0	0	1	1 (1)
Fuller 19-20 (0)	3	0	x	3	3 (6)
Holiman	-	-	0	0	0
Ivy-Curry	0	0	1	-	0 (1)
Linguard	0	0	x	2	2 (2)
Mahmoud	-	-	-	0	0
Tucker	x	0	0	0	0
Wyatt	-	-	4	0	0 (4)

(other NCAA institution)

DOUBLE-DOUBLES

Player	20-21	21-22	22-23	23-24	UTSA (Tot)
Carter	-	-	x	0	0
Cuthrell	-	x	x	0	0
Diouf	-	-	0	0	0
Edmonds	-	0	0	1	1 (1)
Fuller	0	0	x	1	1 (1)
Holiman	-	-	0	0	0
Ivy-Curry	0	0	1	-	0 (1)
Linguard	0	0	x	2	2 (2)
Mahmoud	-	-	-	0	0
Tucker	x	0	0	1	1 (1)
Wyatt	-	-	4	0	0 (4)

(other NCAA institution)

UTSA SINGLE-GAME RECORDS INDIVIDUAL

POINTS

52 by Roderic Hall vs. Maine (12/6/97)

FIELD GOALS MADE

22 by Derrick Gervin vs. Baylor (1/2/85)

FIELD GOALS ATTEMPTED

33 by Jhivvan Jackson at ODU (2/6/20)

HIGHEST FIELD GOAL PERCENTAGE (min. 10 att.)

92.0% (12-13) by Leon Watson vs. Texas College (11/22/98)

FREE THROWS MADE

20 by McEverett Powers vs. Texas-Arlington (1/24/02)

FREE THROWS ATTEMPTED

26 by McEverett Powers vs. Texas-Arlington (1/24/02)

FREE THROW PERCENTAGE (min. 10 att.)

100% (15-15) by Keaton Wallace vs. TAMU-CC (12/3/19)

100% (14-14) by Afis Olajuwon vs. Sam Houston St. (1/9/93)

100% (13-13) by Keon Lewis vs. Texas A&M-Corpus Christi (11/23/13)

100% (12-12) by Jhivvan Jackson vs. UTEP (1/18/20)

100% (12-12) by Jhivvan Jackson vs. Illinois St. (12/21/19)

100% (12-12) by Keon Lewis vs. UTPA (12/7/13)

100% (11-11) by Devin Gibson vs. Samford (12/20/10)

100% (10-10) by Japhet Medor vs. UTEP (2/11/23)

100% (10-10) by Jeff Beverly vs. Texas State (11/25/16)

100% (10-10) by Travis Gabbidon vs. Colgate (1/2/09)

100% (10-10) by Omar Johnson vs. Central Arkansas (2/11/09)

100% (10-10) by Steve Meyer vs. UTPA (12/9/97)

REBOUNDS

25 by Lennell Moore vs. Centenary (1/5/87)

3-POINT FGS MADE

10 by J.R. Harris at UAB (1/7/16)

3-POINT FGS ATTEMPTED

18 Twice, by Jhivvan Jackson vs. Marshall (3/7/20); at Old Dominion (2/6/20)

ASSISTS

14 by Issy Washington vs. Jarvis Christian (11/29/86)

STEALS

8 by Kurt Attaway vs. Southeastern Louisiana (3/5/04)

8 by Taju Olajuwon vs. Samford (1/19/91)

BLOCKED SHOTS

6 by Tom Oswald vs. UL Monroe (1/20/96)

TURNOVERS

12 by Andrew Francis vs. Northwestern St. (1/13/07)

12 by Devin Gibson vs. Arkansas (12/12/07)

TEAM

POINTS 136 vs. East Central (11/22/08)

HIGH WIN MARGIN 80 (123-43) vs. SW Adventis (3/4/21)

HIGH LOSS MARGIN 66 (50-116) at Texas (12/8/15)

FG MADE 55 vs. Texas State (11/24/90)

HIGHEST FG% 68.5% (37-54) vs. UTPA (12/18/97)

MOST FT MADE 38 vs. Northwestern State (2/15/01)

38 vs. UT Arlington (1/24/02)

MOST 3FG MADE 19 vs. Arkansas-Fort Smith (12/10/23)

MOST REBOUNDS 67 vs. Ottawa (11/30/17)

67 vs. Marshall (2/13/20)

MOST ASSISTS 37 vs. Schreiner (12/1/93)

MOST STEALS 27 vs. Samford (1/19/91)

MOST BLOCKS 11 vs. Texas-Pan American (1/24/85)

MOST TURNOVERS 35 vs. Texas (12/5/95)

MOST FOULS 37 vs. Baylor (1/2/85)



GAME-BY-GAME STARTING LINEUPS

OPPONENT	1	2	3	4	5	RECORD BY LINEUP
Trinity (exhib.) (W, 100-70)	Holiman	Tucker	Fuller	Edmonds	Linguard	
McMurry (Exhibition) (W, 125-84)	Holiman	Carter	Fuller	Edmonds	Linguard	
Western Illinois (W, 78-68 OT)	Holiman	Tucker	Fuller	Edmonds	Linguard	1-0
at Minnesota (L, 76-102)	Holiman	Tucker	Fuller	Edmonds	Linguard	1-1
at Lamar (L, 82-90)	Holiman	Tucker	Fuller	Edmonds	Linguard	1-2
at Texas State (L, 62-72)	Holiman	Tucker	Fuller	Edmonds	Linguard	1-3
at Houston Christian (W, 89-87)	Holiman	Tucker	Wyatt	Fuller	Edmonds	1-0
Jacksonville State (L, 62-77)	Holiman	Tucker	Wyatt	Fuller	Edmonds	1-1
UIW (W, 90-80)	Holiman	Tucker	Wyatt	Fuller	Edmonds	2-1
Lamar (W, 86-83)	Holiman	Tucker	Wyatt	Fuller	Edmonds	3-1
Arkansas-Fort Smith (W, 93-60)	Tucker	Wyatt	Fuller	Edmonds	Linguard	1-0
at Little Rock						
at Oregon State						
Army West Point						
Prairie View A&M						
UAB*						
at Rice*						
at Memphis*						
Charlotte*						
at Tulsa*						
Florida Atlantic*						
Tulane*						
at South Florida*						
Rice*						
at Wichita State*						
East Carolina*						
at Charlotte*						
at Temple*						
South Florida*						
at North Texas*						
Tulsa*						
at SMU*						
Temple*						

AMERICAN ATHLETIC CONFERENCE

AMERICAN ATHLETIC CONFERENCE 2023-24 HONORS RECAP

	Player of the Week	Freshman of the Week
Week 1	Aaron Scott, Jr. (North Texas)	Jayden Reid (South Florida)
W1 Honor Roll:	RJ Felton (ECU), Vladislav Goldin (FAU), Jahill White (TEM), Kevin Cross (TLN), Cobe Williams (TLSA)	
Week 2	Igor Milicic Jr. (Charlotte)	PJ Haggerty (Tulsa)
W2 Honor Roll:	Alejandro Vasquez (UAB), David Jones (MEM), Hysier Miller (TEM), Sion James (TUL), Xavier Bell (WSU)	
Week 3	Alijah Martin (Florida Atlantic)	PJ Haggerty (Tulsa)
W3 Honor Roll:	Yaxel Lendeberg (UAB), David Jones (MEM), Zhuric Phelps (SMU), Kevin Cross (TLN), Kenny Pohto (WSU)	
Week 4	Collin Holloway (TLN)	Zion Stanford (TEM)
W4 Honor Roll:	Bobby Pettiford (ECU), Vladislav Goldin (FAU), Travis Eeve (RIC), Jordan Riley (TEM), Isaiah Wyatt (UTSA)	
Week 5	David Jones (MEM)	Zion Stanford (TEM)
W5 Honor Roll:	Ezra Ausar (ECU), Vladislav Goldin (FAU), Selson Miguel (USF), Jordan Riley (TEM), Carl Linguard (UTSA)	
Week 6		
Week 7		
Week 8		
Week 9		
Week 10		
Week 11		
Week 12		
Week 13		
Week 14		
Week 15		
Week 16		
Week 17		

AAC 2023-24 PRESEASON POLL

1. Florida Atlantic (11).....	167
2. Memphis (3).....	159
3. Tulane.....	142
4. UAB	128
5. East Carolina.....	105
6. North Texas.....	100
7. SMU.....	97
8. Wichita State	90
9. South Florida	62
10. Tulsa	59
11. Rice	56
12. Temple	49
13. Charlotte	46
14. UTSA.....	14
First-place votes in parenthesis	

PRESEASON AAC Honors

Preseason Player of the Year
Johnell Davis, Jr., G, Florida Atlantic
Alijah Martin, Jr., G, Florida Atlantic

Preseason Rookie of the Year
Carl Cherenfant, G, Memphis
JJ Taylor, F, Memphis

PRESEASON AAC All-Conference

First Team
Eric Gaines, Jr., G, UAB
Johnell Davis, Jr., G, Florida Atlantic
Alijah Martin, Jr., G, Florida Atlantic
Jahvon Quinerly, Sr., G, Memphis
Jaylen Forbes, Jr., F, Tulane*

Second Team
RJ Felton, Jr., G, East Carolina
Jordan Brown, R-Sr., F, Memphis
Max Fiedler, Sr., F, Rice
Zhuric Phelps, Jr., G, SMU
Kevin Cross, Jr., F, Tulane
* denotes unanimous selection



2023-24 Regular Season Stats

Game Records

Record	Overall	Home	Away	Neutral
ALL GAMES	5-4	4-1	1-3	0-0
CONFERENCE	0-0	0-0	0-0	0-0
NON-CONFERENCE	5-4	4-1	1-3	0-0

Team Box Score Extended

No.	Player				Total		3-Point		F-Throw		Rebounds																
		GP-GS	MIN	AVG	FG-FGA	FG%	3FG-3FGA	3FG%	FT-FTA	FT%	OFF	DEF	TOT	AVG	PF	DQ	A	A/G	TO	TO/G	A/TO	BLK	BLK/G	STL	STL/G	PTS	AVG
22	TUCKER, Christian	9-9	279:47	31.1	31-76	.408	9-27	.333	46-53	.868	7	20	27	3.0	26	0	54	6.00	19	2.11	2.84	1	0.11	11	1.22	117	13.0
5	HOLIMAN, Adante'	8-8	214:51	26.9	30-82	.366	16-50	.320	17-23	.739	1	18	19	2.4	22	0	20	2.50	11	1.38	1.82	2	0.25	7	0.88	93	11.6
4	FULLER JR., Dre	9-9	249:13	27.7	35-97	.361	14-49	.286	16-21	.762	12	56	68	7.6	18	0	12	1.33	17	1.89	0.71	5	0.56	5	0.56	100	11.1
11	WYATT, Isaiah	9-5	211:54	23.5	30-68	.441	21-50	.420	11-16	.688	10	28	38	4.2	10	0	13	1.44	12	1.33	1.08	4	0.44	9	1.00	92	10.2
2	LINGUARD, JR., Carlton	9-5	206:01	22.9	32-69	.464	12-28	.429	15-19	.789	24	35	59	6.6	24	2	6	0.67	7	0.78	0.86	16	1.78	3	0.33	91	10.1
21	CARTER, PJ	9-0	205:00	22.8	34-77	.442	10-29	.345	8-13	.615	4	12	16	1.8	10	0	9	1.00	8	0.89	1.13	2	0.22	5	0.56	86	9.6
3	EDMONDS, Trey	9-9	194:42	21.6	28-51	.549	0-0	.000	15-32	.469	22	36	58	6.4	26	2	6	0.67	11	1.22	0.55	4	0.44	5	0.56	71	7.9
10	CUTHRELL, Chandler	9-0	143:06	15.9	13-41	.317	2-10	.200	11-17	.647	18	25	43	4.8	11	0	4	0.44	10	1.11	0.40	5	0.56	3	0.33	39	4.3
0	MAHMOUD, Nazar	7-0	47:39	6.8	5-17	.294	3-12	.250	1-2	.500	2	4	6	0.9	7	0	3	0.43	3	0.43	1.00	0	0.00	0	0.00	14	2.0
14	DIOUF, Massal	9-0	72:47	8.1	6-12	.500	0-0	.000	3-9	.333	4	10	14	1.6	22	1	1	0.11	4	0.44	0.25	4	0.44	1	0.11	15	1.7
Total		9	1825		244-590	.414	87-255	.341	143-205	.698	123	259	382	42.4	176	5	128	14.22	106	11.78	1.21	43	4.78	49	5.44	718	79.8
Opponents		9	1825		251-594	.423	69-214	.322	148-224	.661	120	252	372	41.3	176	3	135	15.00	89	9.89	1.52	46	5.11	56	6.22	719	79.9

Team Statistics

	UTSA	OPP
Scoring	718	719
Points per game	79.8	79.9
Scoring margin	-0.1	-
Field goals-att	244-590	251-594
Field goal pct	.414	.423
3 point fg-att	87-255	69-214
3-point FG pct	.341	.322
3-pt FG made per game	9.7	7.7
Free throws-att	143-205	148-224
Free throw pct	.698	.661
F-Throws made per game	15.9	16.4
Rebounds	382	372
Rebounds per game	42.4	41.3
Rebounding margin	+1.1	-
Assists	128	135
Assists per game	14.2	15.0
Turnovers	106	89
Turnovers per game	11.8	9.9
Turnover margin	-1.9	-
Assist/turnover ratio	1.2	1.5
Steals	49	56
Steals per game	5.4	6.2
Blocks	43	46
Blocks per game	4.8	5.1
Winning streak	3	-
Home win streak	3	-
Attendance	5621	12842
Home games-Avg/Game	5-1124	4-3211
Neutral site-Avg/Game	-	0-0

Score by Periods

Team	1st	2nd	OT	TOT
UTSA	308	397	13	718
Opponents	327	389	3	719

2023-24 UTSA Team Game-by-Game Stats

				Total		3-Pointers		Free throws		Rebounds											
Opponent	Date	Score		FG-FGA	PCT	3FG-3FGA	PCT	FT-FTA	PCT	OFF	DEF	TOT	AVG	PF	A	TO	BLK	STL	PTS	AVG	
Western Ill.	11/06/2023	78-68	Wot	23-64	.359	6-23	.261	26-35	.743	11	36	47	47.0	15	13	7	7	6	78	78.0	
at Minnesota	11/10/2023	76-102	L	29-71	.408	9-22	.409	9-16	.563	12	20	32	39.5	22	14	10	1	7	76	77.0	
at Lamar University	11/14/2023	82-90	L	28-68	.412	8-30	.267	18-26	.692	12	33	45	41.3	22	15	10	3	4	82	78.7	
at Texas St.	11/17/2023	62-72	L	19-60	.317	8-27	.296	16-22	.727	15	25	40	41.0	29	8	13	5	6	62	74.5	
at Houston Christian	11/20/2023	89-87	W	33-67	.493	6-20	.300	17-25	.680	14	27	41	41.0	27	16	12	9	6	89	77.4	
Jacksonville St.	11/24/2023	62-77	L	24-56	.429	5-18	.278	9-12	.750	10	26	36	40.2	15	8	14	7	3	62	74.8	
UIW	11/25/2023	90-80	W	29-67	.433	10-33	.303	22-30	.733	15	35	50	41.6	16	13	15	4	5	90	77.0	
Lamar University	11/30/2023	86-83	W	25-62	.403	16-35	.457	20-26	.769	15	23	38	41.1	14	22	13	4	6	86	78.1	
Ark.-Fort Smith	12/10/2023	93-60	W	34-75	.453	19-47	.404	6-13	.462	19	34	53	42.4	16	19	12	3	6	93	79.8	
Total		718		244-590	.414	87-255	.341	143-205	.698	123	259	382	42.4	176	128	106	43	49	718	79.8	
Opponents		719		251-594	.423	69-214	.322	148-224	.661	120	252	372	41.3	176	135	89	46	56	719	79.9	

UTSA Averages

Games Played	Points/game	FG Pct	3FG Pct	FT Pct	Rebounds/game	Assists/game	Turnovers/game	Assist/Turnover ratio	Steals/game	Blocks/game
9	79.8	41.4	34.1	69.8	42.4	14.2	11.8	1.2	5.4	4.8

2023-24 Opponent Team Game-by-Game Stats

				Total		3-Pointers		Free throws		Rebounds											
Opponent	Date	Score		FG-FGA	PCT	3FG-3FGA	PCT	FT-FTA	PCT	OFF	DEF	TOT	AVG	PF	A	TO	BLK	STL	PTS	AVG	
Western Ill.	11/06/2023	78-68	Wot	24-75	.320	6-28	.214	14-25	.560	21	35	56	56.0	25	9	12	10	2	68	68.0	
at Minnesota	11/10/2023	76-102	L	30-55	.545	14-29	.483	28-34	.824	7	36	43	49.5	19	21	11	6	7	102	85.0	
at Lamar University	11/14/2023	82-90	L	28-80	.350	11-29	.379	23-30	.767	25	32	57	52.0	21	21	8	8	4	90	86.7	
at Texas St.	11/17/2023	62-72	L	21-50	.420	3-14	.214	27-43	.628	11	30	41	49.3	21	10	9	4	7	72	83.0	
at Houston Christian	11/20/2023	89-87	W	30-68	.441	3-16	.188	24-35	.686	16	22	38	47.0	16	11	10	2	8	87	83.8	
Jacksonville St.	11/24/2023	62-77	L	31-68	.456	5-18	.278	10-15	.667	14	22	36	45.2	14	14	5	3	7	77	82.7	
UIW	11/25/2023	90-80	W	33-73	.452	10-32	.313	4-12	.333	9	26	35	43.7	22	15	11	8	12	80	82.3	
Lamar University	11/30/2023	86-83	W	32-63	.508	10-25	.400	9-12	.750	9	25	34	42.5	21	18	13	4	6	83	82.4	
Ark.-Fort Smith	12/10/2023	93-60	W	22-62	.355	7-23	.304	9-18	.500	8	24	32	41.3	17	16	10	1	3	60	79.9	
Total		719		251-594	.423	69-214	.322	148-224	.661	120	252	372	41.3	176	135	89	46	56	719	79.9	
UTSA		718		244-590	.414	87-255	.341	143-205	.698	123	259	382	42.4	176	128	106	43	49	718	79.8	

Opponents Averages

Games Played	Points/game	FG Pct	3FG Pct	FT Pct	Rebounds/game	Assists/game	Turnovers/game	Assist/Turnover ratio	Steals/game	Blocks/game
9	79.9	42.3	32.2	66.1	41.3	15.0	9.9	1.5	6.2	5.1

Game 1 Box Score - Western Illinois



Official Basketball Box Score - Final

Western Illinois at UTSA

11/06/23 Convocation Center, San Antonio
2023-24 Men's Basketball

Game Time: 7:00 PM

Game Duration: 2:33

Attendance: 1,567

Officials: Shaen Land, Raymond Tate, Trent Davis

Western Illinois - 68

Record: 0-1

NO.	Name	Min	FG M-A	3P M-A	FT M-A	Rebounds OR DR TOT	Fouls PF FD	TP	AS	TO	ST	Blocks BS BA	+/-
4	Jesiah West	F 33:42	5-15	0-3	1-2	7 6 13	4 2	11	1	2	1	1 1	-9
22	Joe Petrakis	F 33:21	1-6	0-3	0-0	0 3 3	3 0	2	2	0	0	2 1	-15
23	Drew Cisse	F 19:08	4-5	0-0	0-1	3 4 7	5 1	8	1	2	1	0 0	1
1	Quinlan Bennett	G 19:21	1-6	0-0	0-2	2 3 5	3 1	2	1	1	0	0 1	-4
5	James Dent Jr.	G 36:45	6-18	2-9	6-10	1 6 7	2 5	20	2	2	0	1 3	-12
24	Tay Knox	25:30	2-7	0-0	0-0	3 6 9	3 2	4	0	1	0	4 1	-1
0	Shay Davis	33:11	3-10	3-9	3-4	0 2 2	0 1	12	2	3	0	2 0	-4
2	Ryan Myers	15:26	2-7	1-4	3-4	0 0 0	4 2	8	0	0	0	0 0	-5
13	Braden Lamar	05:08	0-1	0-0	0-0	1 1 2	1 0	0	0	0	0	0 0	1
20	Rodrick Payne	02:58	0-0	0-0	1-2	0 2 2	0 1	1	0	0	0	0 0	-2
11	De'Meiko Anderson	00:30	0-0	0-0	0-0	0 1 1	0 0	0	0	0	0	0 0	0
Team						4 1 5		0		1			
Totals			24-75	6-28	14-25	21 35 56	25 15	68	9	12	2	10 7	-10

Shooting By Period			
1 st FG%	8-27	29.6%	
3PT%	2-10	20.0%	
FT%	10-16	62.5%	
2 nd FG%	15-40	37.5%	
3PT%	3-13	23.1%	
FT%	4-8	50%	
OT FG%	1-8	12.5%	
3PT%	1-5	20.0%	
FT%	0-1	0%	
GM FG%	24-75	32.0%	
3PT%	6-28	21.4%	
FT%	14-25	56.0%	

Dead Ball Rebounds: 5, 0

Technical Fouls::NONE

UTSA - 78

Record: 1-0

NO.	Name	Min	FG M-A	3P M-A	FT M-A	Rebounds OR DR TOT	Fouls PF FD	TP	AS	TO	ST	Blocks BS BA	+/-
3	Trey Edmonds	F 35:42	5-10	0-0	5-7	3 5 8	3 4	15	1	1	1	1 2	15
2	Carlton Linguard, Jr.	C 30:01	4-9	2-5	2-2	1 9 10	0 2	12	1	0	0	2 0	10
4	Dre Fuller Jr.	G 29:47	3-12	1-6	3-4	1 6 7	1 3	10	0	1	0	0 1	-2
5	Adante' Holiman	G 19:10	3-9	1-4	1-2	1 1 2	4 2	8	0	0	0	0 1	-1
22	Christian Tucker	G 34:23	3-8	0-2	12-15	1 2 3	3 9	18	8	1	2	0 2	16
11	Isaiah Wyatt	31:34	3-7	1-3	3-4	2 4 6	0 2	10	2	1	1	2 2	5
10	Chandler Cuthrell	10:26	0-3	0-1	0-0	0 7 7	1 1	0	1	1	1	2 1	4
14	Massal Diouf	05:34	0-1	0-0	0-0	0 1 1	1 0	0	0	0	0	0 0	2
21	PJ Carter	23:36	2-5	1-2	0-1	1 1 2	1 1	5	0	0	1	0 1	1
0	Nazar Mahmoud	04:47	0-0	0-0	0-0	1 0 1	1 1	0	0	1	0	0 0	0
Team						0 0 0		0		1			
Totals			23-64	6-23	26-35	11 36 47	16 25	78	13	7	6	7 10	10

Shooting By Period			
1 st FG%	9-38	23.7%	
3PT%	3-16	18.8%	
FT%	7-10	70%	
2 nd FG%	10-22	45.5%	
3PT%	3-7	42.9%	
FT%	14-20	70%	
OT FG%	4-4	100.0%	
3PT%	0-0	0.0%	
FT%	5-5	100%	
GM FG%	23-64	35.9%	
3PT%	6-23	26.1%	
FT%	26-35	74.3%	

Dead Ball Rebounds: 4, 0

Technical Fouls:Coach 1st1:42

	WIU	UTSA
Biggest lead	2 (1 st 19:29)	10 (1 st OT 0:54)
Best Scoring Run	5 (1 st 9:49)	7 (1 st 7:06)
Lead Changes	9	
Times Tied	8	
Time with Lead	03:19	36:29

Points from	WIU	UTSA
Turnovers	4	14
Paint	32	28
Second Chance	17	10
Fast Breaks	10	16
Bench	25	15

Period by Period Scoring				
	1st	2nd	OT1	TOT
WIU	28	37	3	68
UTSA	28	37	13	78



Game 2 Box Score - at Minnesota



Official Basketball Box Score - Final

UTSA at Minnesota

11/10/23 Williams Arena, Minneapolis
2023-24 Men's Basketball

Game Time: 6:30 PM

Game Duration: 2:12

Attendance: 6,973

Officials: Mike Peason, Shane Staggs, Tony Meeks

UTSA - 76

Record: 1-1

NO.	Name	Min	FG M-A	3P M-A	FT M-A	Rebounds OR DR TOT	Fouls PF FD	TP	AS	TO	ST	Blocks BS BA	+/-
3	Trey Edmonds	F 19:02	5-11	0-0	2-5	2 0 2	5 3	12	0	1	1	1 1	-13
2	Carlton Linguard, Jr.	C 30:13	0-4	0-2	2-2	2 4 6	2 1	2	0	1	1	0 0	-18
4	Dre Fuller Jr.	G 25:01	6-11	2-4	2-2	2 7 9	2 1	16	2	2	1	0 1	-8
5	Adante' Holiman	G 26:10	5-10	4-6	0-1	0 0 0	1 1	14	3	2	0	0 0	-23
22	Christian Tucker	G 27:10	1-7	0-2	0-0	0 0 0	3 4	2	5	0	3	0 2	-21
11	Isaiah Wyatt	14:54	1-3	1-2	0-1	0 2 2	0 2	3	1	0	1	0 0	-15
14	Massal Diouf	10:14	3-5	0-0	0-1	1 0 1	3 2	6	0	0	0	0 1	-1
10	Chandler Cuthrell	11:25	0-3	0-0	0-0	0 3 3	3 0	0	0	1	0	0 1	-10
21	PJ Carter	26:52	6-12	0-4	3-4	0 1 1	2 4	15	2	2	0	0 0	-18
0	Nazar Mahmoud	08:59	2-5	2-2	0-0	1 1 2	1 1	6	1	1	0	0 0	-3
Team						4 2 6		0		0			
Totals			29-71	9-22	9-16	12 20 32	22 19	76	14	10	7	1 6	-26

Shooting By Period			
1 st FG%	11-36	30.6%	
3PT%	3-10	30.0%	
FT%	5-7	71.4%	
2 nd FG%	18-35	51.4%	
3PT%	6-12	50.0%	
FT%	4-9	44.4%	
GM FG%	29-71	40.8%	
3PT%	9-22	40.9%	
FT%	9-16	56.3%	

Dead Ball Rebounds: 1, 0

Technical Fouls::NONE

Minnesota - 102

Record: 2-0

NO.	Name	Min	FG M-A	3P M-A	FT M-A	Rebounds OR DR TOT	Fouls PF FD	TP	AS	TO	ST	Blocks BS BA	+/-
1	Joshua Ola-Joseph	F 23:22	3-4	1-2	5-7	0 3 3	2 5	12	0	1	1	0 0	8
3	Dawson Garcia	F 33:56	7-14	1-4	7-7	1 5 6	1 7	22	3	0	1	2 0	32
5	Isaiah Ihnen	F 18:56	7-7	5-5	1-2	2 4 6	3 1	20	0	1	0	0 0	8
0	Elijah Hawkins	G 28:56	1-6	0-3	6-6	1 9 10	3 3	8	8	6	2	1 0	14
4	Braeden Carrington	G 21:30	1-4	0-3	1-2	0 2 2	0 1	3	1	1	0	1 0	32
2	Mike Mitchell Jr.	21:14	4-8	3-6	0-0	1 1 2	3 0	11	2	1	1	1 0	15
23	Parker Fox	11:41	1-1	0-0	4-5	1 4 5	4 3	6	0	1	0	1 0	13
24	Cam Christie	26:15	5-8	4-6	4-5	0 3 3	1 2	18	4	0	2	0 0	16
33	Jack Wilson	09:25	1-2	0-0	0-0	0 0 0	2 0	2	3	0	0	0 1	-3
15	Kadyn Betts	03:34	0-1	0-0	0-0	0 0 0	0 0	0	0	0	0	0 0	-3
8	Kris Keinys	01:11	0-0	0-0	0-0	0 1 1	0 0	0	0	0	0	0 0	-2
Team						1 4 5		0		0			
Totals			30-55	14-29	28-34	7 36 43	19 22	102	21	11	7	6 1	26

Shooting By Period			
1 st FG%	16-31	51.6%	
3PT%	6-15	40.0%	
FT%	16-18	88.9%	
2 nd FG%	14-24	58.3%	
3PT%	8-14	57.1%	
FT%	12-16	75%	
GM FG%	30-55	54.5%	
3PT%	14-29	48.3%	
FT%	28-34	82.4%	

Dead Ball Rebounds: 4, 0

Technical Fouls::NONE

	UTSA	UMN
Biggest lead	0 (1 st 20:00)	34 (2 nd 13:42)
Best Scoring Run	7 (2 nd 5:16)	12 (2 nd 13:42)
Lead Changes	0	
Times Tied	0	
Time with Lead	00:00	38:49

Points from	UTSA	UMN
Turnovers	11	12
Paint	36	30
Second Chance	11	9
Fast Breaks	16	24
Bench	30	37

Period by Period Scoring			
	1st	2nd	TOT
UTSA	30	46	76
UMN	54	48	102



Game 3 Box Score - at Lamar



Official Basketball Box Score - Final

UTSA at Lamar University

11/14/23 Montagne Center, Beaumont
2023-24 Men's Basketball

Game Time: 7:00 PM

Game Duration: 2:15

Attendance: 3,264

Officials: Kerry Sitton, Brent Dugas, Matthew Martinez

UTSA - 82

Record: 1-2

NO.	Name	Min	FG M-A	3P M-A	FT M-A	Rebounds OR DR TOT	Fouls PF FD	TP	AS	TO	ST	Blocks BS BA	+/-
3	Trey Edmonds	F 31:40	5-7	0-0	2-5	5 7 12	3 5	12	4	0	1	0 1	1
2	Carlton Linguard, Jr.	C 23:40	4-8	0-2	2-2	3 4 7	4 1	10	0	1	0	2 1	-1
4	Dre Fuller Jr.	G 17:44	0-7	0-3	0-2	1 7 8	1 1	0	2	2	0	0 2	-7
5	Adante' Holiman	G 32:53	7-16	4-11	4-5	0 4 4	3 5	22	1	2	2	1 1	-1
22	Christian Tucker	G 23:28	2-7	0-3	2-2	1 3 4	4 2	6	6	2	0	0 1	-10
11	Isaiah Wyatt	22:17	3-6	2-5	1-2	1 3 4	1 1	9	1	1	0	0 0	-7
14	Massal Diouf	06:46	0-2	0-0	1-2	0 0 0	3 1	1	1	0	0	0 0	-6
21	PJ Carter	19:44	4-8	1-2	3-3	1 0 1	0 3	12	0	0	0	0 1	-3
10	Chandler Cuthrell	16:21	2-5	1-3	3-3	0 1 1	2 2	8	0	1	1	0 1	-7
0	Nazar Mahmoud	05:28	1-2	0-1	0-0	0 0 0	1 0	2	0	0	0	0 0	1
Team						0 4 4		0		1			
Totals			28-68	8-30	18-26	12 33 45	22 21	82	15	10	4	3 8	-8

Shooting By Period		
1 st FG%	14-33	42.4%
3PT%	5-16	31.3%
FT%	7-9	77.8%
2 nd FG%	14-35	40.0%
3PT%	3-14	21.4%
FT%	11-17	64.7%
GM FG%	28-68	41.2%
3PT%	8-30	26.7%
FT%	18-26	69.2%

Dead Ball Rebounds: 4, 0

Technical Fouls::NONE

Lamar University - 90

Record: 2-1

NO.	Name	Min	FG M-A	3P M-A	FT M-A	Rebounds OR DR TOT	Fouls PF FD	TP	AS	TO	ST	Blocks BS BA	+/-
5	Terry Anderson	F 28:37	5-13	1-4	9-11	7 4 11	0 4	20	4	1	0	2 1	7
20	Adam Hamilton	C 23:42	7-13	0-0	2-5	6 8 14	3 4	16	1	1	0	3 1	15
0	Cody Pennebaker	G 22:02	0-9	0-3	0-0	2 2 4	1 0	0	0	0	0	1 0	-1
4	Chris Pryor	G 21:11	3-9	3-6	2-2	1 2 3	4 2	11	3	2	2	0 0	7
11	Ja'Sean Jackson	G 29:29	2-8	2-6	6-6	0 2 2	2 4	12	5	0	1	0 0	12
3	Jakevion Buckley	19:32	3-5	1-1	3-4	0 2 2	3 5	10	2	1	1	0 1	-2
32	Janko Buljic	06:41	0-2	0-0	0-0	1 2 3	2 0	0	2	1	0	1 0	-3
8	B.B. Knight	19:09	6-14	4-9	0-0	1 1 2	1 0	16	0	0	0	1 0	8
10	Errol White	11:23	1-4	0-0	0-0	3 3 6	3 2	2	1	1	0	0 0	1
1	Brian Gordon	08:38	0-1	0-0	0-0	1 1 2	2 0	0	1	0	0	0 0	0
12	Valentin Catt	09:37	1-2	0-0	1-2	1 2 3	0 1	3	2	1	0	0 0	-4
Team						2 3 5		0		0			
Totals			28-80	11-29	23-30	25 32 57	21 22	90	21	8	4	8 3	8

Shooting By Period		
1 st FG%	14-42	33.3%
3PT%	6-16	37.5%
FT%	8-13	61.5%
2 nd FG%	14-38	36.8%
3PT%	5-13	38.5%
FT%	15-17	88.2%
GM FG%	28-80	35.0%
3PT%	11-29	37.9%
FT%	23-30	76.7%

Dead Ball Rebounds: 1, 0

Technical Fouls::NONE

	TSA	LAM
Biggest lead	8 (1 st 14:28)	8 (2 nd 0:08)
Best Scoring Run	6 (2 nd 17:36)	8 (1 st 6:54)
Lead Changes	9	
Times Tied	10	
Time with Lead	19:23	15:07

Points from	TSA	LAM
Turnovers	10	7
Paint	32	32
Second Chance	13	17
Fast Breaks	15	30
Bench	32	31

Period by Period Scoring			
	1st	2nd	TOT
TSA	40	42	82
LAM	42	48	90



Game 4 Box Score - at Texas State



Official Basketball Box Score - Final

UTSA at Texas St.

11/17/23 Strahan Arena, San Marcos, Texas
2023-24 Men's Basketball

Game Time: 7:15 PM

Game Duration: 2:14

Attendance: 1,801

Officials: Randal Anders, Rodrick Dixon, Trent Dews

UTSA - 62

Record: 1-3

NO.	Name	Min	FG M-A	3P M-A	FT M-A	Rebounds OR DR TOT	Fouls PF FD	TP	AS	TO	ST	Blocks BS BA	+/-
3	Trey Edmonds	F 18:24	0-3	0-0	0-3	3 5 8	5 3	0	0	1	1	0 1	1
2	Carlton Linguard, Jr.	C 12:48	0-3	0-1	0-0	2 4 6	5 1	0	0	0	0	0 0	-4
4	Dre Fuller Jr.	G 30:02	5-10	3-6	0-0	0 4 4	4 0	13	0	4	0	1 0	-7
5	Adante' Holiman	G 28:18	2-9	0-5	4-4	0 0 0	1 2	8	4	0	1	1 1	-6
22	Christian Tucker	G 34:44	4-12	1-3	7-7	1 2 3	4 6	16	3	1	1	1 1	-3
10	Chandler Cuthrell	26:38	2-9	1-3	4-5	6 4 10	3 3	9	1	3	0	0 1	-11
11	Isaiah Wyatt	14:41	2-7	2-6	0-0	0 1 1	0 2	6	0	1	2	1 0	1
21	PJ Carter	18:32	3-6	1-3	0-1	0 0 0	2 2	7	0	1	0	0 0	-13
14	Massal Diouf	15:10	0-0	0-0	1-2	0 4 4	4 1	1	0	2	1	1 0	-7
0	Nazar Mahmoud	00:44	1-1	0-0	0-0	0 0 0	1 0	2	0	0	0	0 0	-1
Team						3 1 4		0		0			
Totals			19-60	8-27	16-22	15 25 40	29 20	62	8	13	6	5 4	-10

Shooting By Period		
1 st FG%	9-30	30.0%
3PT%	5-15	33.3%
FT%	2-4	50%
2 nd FG%	10-30	33.3%
3PT%	3-12	25.0%
FT%	14-18	77.8%
GM FG%	19-60	31.7%
3PT%	8-27	29.6%
FT%	16-22	72.7%

Dead Ball Rebounds: 2, 0

Technical Fouls:Edmonds 2nd11:03

Texas St. - 72

Record: 2-2

NO.	Name	Min	FG M-A	3P M-A	FT M-A	Rebounds OR DR TOT	Fouls PF FD	TP	AS	TO	ST	Blocks BS BA	+/-
24	Brandon Love	F 32:10	6-11	0-0	6-13	8 6 14	2 10	18	0	4	1	4 1	12
30	Christian Turner	F 36:07	4-8	1-2	10-12	0 5 5	1 6	19	2	0	0	0 0	10
0	Dylan Dawson	G 35:40	2-6	0-4	5-7	0 2 2	4 3	9	2	0	1	0 0	9
11	Kaden Gumbs	G 27:14	3-12	0-4	0-0	0 6 6	4 1	6	3	1	1	0 2	10
23	Joshua O'Garro	G 30:46	4-8	1-2	4-7	1 5 6	2 4	13	0	0	3	0 1	14
25	Chris Nix	10:56	1-1	0-0	0-0	0 1 1	3 1	2	0	2	0	0 0	-2
15	Elijah Tate	10:01	0-0	0-0	0-0	0 1 1	1 1	0	1	0	0	0 0	-4
2	Dontae Horne	17:06	1-4	1-2	2-4	0 2 2	4 2	5	2	2	1	0 1	1
Team						2 2 4		0		0			
Totals			21-50	3-14	27-43	11 30 41	21 28	72	10	9	7	4 5	10

Shooting By Period		
1 st FG%	10-28	35.7%
3PT%	1-9	11.1%
FT%	6-8	75%
2 nd FG%	11-22	50.0%
3PT%	2-5	40.0%
FT%	21-35	60%
GM FG%	21-50	42.0%
3PT%	3-14	21.4%
FT%	27-43	62.8%

Dead Ball Rebounds: 9, 0

Technical Fouls:Love 1st8:24

	UTSA	TXST
Biggest lead	3 (1 st 6:43)	11 (2 nd 2:31)
Best Scoring Run	6 (2 nd 8:52)	8 (1 st 2:06)
Lead Changes	4	
Times Tied	5	
Time with Lead	02:25	32:05

Points from	UTSA	TXST
Turnovers	12	12
Paint	14	32
Second Chance	14	11
Fast Breaks	5	11
Bench	25	7

Period by Period Scoring			
	1st	2nd	TOT
UTSA	25	37	62
TXST	27	45	72



Game 5 Box Score - at Houston Christian



Official Basketball Box Score - Final
UTSA at Houston Christian
 11/20/23 Sharp Gymnasium, Houston
 2023-24 Men's Basketball

Game Time: 7:00 PM
 Game Duration: 2:07
 Attendance: 804

Officials: Eric Kronebusch, Blanca Burns, Steven Chiara

UTSA - 89

Record: 2-3

NO.	Name	Min	FG M-A	3P M-A	FT M-A	Rebounds OR DR TOT	Fouls PF FD	TP	AS	TO	ST	Blocks BS BA	+/-
3	Trey Edmonds	F 16:03	3-4	0-0	3-6	3 4 7	3 4	9	0	1	0	1 0	4
4	Dre Fuller Jr.	G 30:25	8-15	3-7	5-5	0 4 4	4 2	24	2	1	1	2 0	5
5	Adante' Holiman	G 24:14	1-8	0-3	3-5	0 3 3	4 3	5	4	1	3	0 1	20
11	Isaiah Wyatt	G 21:03	3-6	1-4	0-0	0 4 4	4 0	7	0	3	0	0 0	1
22	Christian Tucker	G 38:46	4-11	1-3	6-8	2 3 5	2 4	15	8	3	0	0 0	-3
2	Carlton Linguard, Jr.	18:02	5-9	0-1	0-0	4 2 6	5 0	10	2	0	2	2 0	-7
10	Chandler Cuthrell	19:58	5-7	0-0	0-0	2 4 6	1 0	10	0	1	0	2 0	0
21	PJ Carter	18:22	2-5	1-2	0-0	0 1 1	1 1	5	0	1	0	0 1	-2
14	Massal Diouf	08:25	2-2	0-0	0-1	1 1 2	3 1	4	0	0	0	2 0	1
0	Nazar Mahmoud	04:42	0-0	0-0	0-0	0 0 0	0 1	0	0	0	0	0 0	-9
Team						2 1 3		0		1			
Totals			33-67	6-20	17-25	14 27 41	27 16	89	16	12	6	9 2	2

Shooting By Period		
1 st FG%	18-34	52.9%
3PT%	4-14	28.6%
FT%	7-10	70%
2 nd FG%	15-33	45.5%
3PT%	2-6	33.3%
FT%	10-15	66.7%
GM FG%	33-67	49.3%
3PT%	6-20	30.0%
FT%	17-25	68.0%

Dead Ball Rebounds: 5, 1

Technical Fouls::NONE

Houston Christian - 87

Record: 0-3

NO.	Name	Min	FG M-A	3P M-A	FT M-A	Rebounds OR DR TOT	Fouls PF FD	TP	AS	TO	ST	Blocks BS BA	+/-
4	Bonke Maring	F 35:41	7-13	0-0	2-4	1 4 5	3 4	16	3	3	3	1 1	10
11	Tristan Moore	F 23:23	0-3	0-3	0-0	0 4 4	0 1	0	1	1	0	0 0	0
33	Michael Imariagbe	F 34:41	6-11	0-1	5-11	6 5 11	3 7	17	0	1	1	0 2	-4
2	Pierce Bazil	G 27:43	2-9	0-3	2-2	2 0 2	2 2	6	2	2	2	0 1	5
10	Marcus Greene	G 35:16	8-14	3-7	4-4	0 5 5	5 5	23	2	1	1	0 1	0
3	Jay Alvarez	21:56	6-11	0-2	7-10	1 2 3	1 6	19	1	0	1	1 2	0
8	Bruce Carpenter	17:02	1-6	0-0	4-4	1 0 1	0 2	6	2	1	0	0 2	-9
20	Chigozie Achara	04:19	0-1	0-0	0-0	0 1 1	2 0	0	0	0	0	0 0	-12
Team						5 1 6		0		1			
Totals			30-68	3-16	24-35	16 22 38	16 27	87	11	10	8	2 9	-2

Shooting By Period		
1 st FG%	16-34	47.1%
3PT%	3-10	30.0%
FT%	11-17	64.7%
2 nd FG%	14-34	41.2%
3PT%	0-6	0.0%
FT%	13-18	72.2%
GM FG%	30-68	44.1%
3PT%	3-16	18.8%
FT%	24-35	68.6%

Dead Ball Rebounds: 5, 1

Technical Fouls::NONE

	TSA	HCU
Biggest lead	13 (1 st 7:31)	2 (1 st 19:48)
Best Scoring Run	9 (2 nd 17:17)	7 (1 st 0:53)
Lead Changes	3	
Times Tied	3	
Time with Lead	36:24	00:39

Points from	TSA	HCU
Turnovers	12	15
Paint	44	50
Second Chance	17	14
Fast Breaks	7	13
Bench	29	25

Period by Period Scoring			
	1st	2nd	TOT
TSA	47	42	89
HCU	46	41	87



Game 6 Box Score - Jacksonville State



Official Basketball Box Score - Final

Jacksonville St. at UTSA

11/24/23 Convocation Center, San Antonio, Texas

2023-24 Men's Basketball

Game Time: 12:00 PM

Game Duration: 1:52

Attendance: 676

Officials: Bharat Ramnana, John Johnson, Amy Bonner

Jacksonville St. - 77

Record: 2-4

NO.	Name	Min	FG M-A	3P M-A	FT M-A	Rebounds OR DR TOT	Fouls PF FD	TP	AS	TO	ST	Blocks BS BA	+/-
2	Juwan Perdue	F 19:39	2-4	0-1	0-2	0 4 4	4 2	4	2	0	1	0 0	16
4	Marcellus Brigham Jr	F 30:23	3-6	0-1	6-7	3 2 5	1 7	12	1	3	2	0 1	6
23	Andres Burney	F 12:07	2-4	0-0	0-0	1 0 1	3 0	4	0	0	0	0 0	3
11	Alex Odam	G 06:32	1-1	0-0	0-0	0 0 0	0 0	2	2	0	1	0 0	0
24	KyKy Tandy	G 25:59	6-17	2-7	2-2	0 2 2	2 1	16	1	1	1	0 0	10
0	Caleb Johnson	16:54	1-7	0-3	0-0	1 0 1	0 0	2	0	0	1	2 1	7
1	Quincy Clark	30:31	7-12	2-4	0-0	0 5 5	0 2	16	7	1	0	0 1	13
5	Ivan Reynolds	28:33	5-5	1-1	2-2	1 4 5	0 1	13	1	0	0	1 0	12
50	Mason Nicholson	11:58	4-6	0-0	0-2	1 2 3	1 2	8	0	0	0	0 2	10
13	Matt Mayers	12:41	0-5	0-0	0-0	1 2 3	2 0	0	0	0	0	0 2	-3
3	Travis Roberts	03:26	0-1	0-1	0-0	0 0 0	0 0	0	0	0	1	0 0	0
20	Gora Niang	01:17	0-0	0-0	0-0	0 0 0	1 0	0	0	0	0	0 0	1
Team						6 1 7		0		0			
Totals			31-68	5-18	10-15	14 22 36	14 15	77	14	5	7	3 7	15

Shooting By Period			
1 st FG%	13-33	39.4%	
3PT%	1-8	12.5%	
FT%	4-8	50%	
2 nd FG%	18-35	51.4%	
3PT%	4-10	40.0%	
FT%	6-7	85.7%	
GM FG%	31-68	45.6%	
3PT%	5-18	27.8%	
FT%	10-15	66.7%	

Dead Ball Rebounds: 2, 2

Technical Fouls::NONE

UTSA - 62

Record: 2-4

NO.	Name	Min	FG M-A	3P M-A	FT M-A	Rebounds OR DR TOT	Fouls PF FD	TP	AS	TO	ST	Blocks BS BA	+/-
3	Trey Edmonds	F 24:40	3-5	0-0	2-3	1 3 4	2 2	8	0	2	1	1 0	-6
4	Dre Fuller Jr.	G 28:13	6-12	2-4	0-0	1 9 10	2 1	14	1	1	1	2 0	-2
5	Adante' Holiman	G 26:35	3-10	0-4	0-0	0 1 1	2 1	6	1	3	0	0 3	-18
11	Isaiah Wyatt	G 21:59	0-3	0-2	0-0	1 2 3	2 0	0	1	2	0	0 0	-9
22	Christian Tucker	G 29:06	6-9	2-4	5-5	1 3 4	3 6	19	3	4	1	0 0	-14
2	Carlton Linguard, Jr.	18:33	2-7	0-1	0-0	2 2 4	1 0	4	1	0	0	2 0	-13
10	Chandler Cuthrell	11:03	0-1	0-0	1-2	1 2 3	1 1	1	0	2	0	0 0	-7
21	PJ Carter	26:52	4-8	1-2	0-0	0 3 3	1 1	9	1	0	0	1 0	-6
0	Nazar Mahmoud	08:19	0-1	0-1	1-2	0 1 1	1 1	1	0	0	0	0 0	0
14	Massal Diouf	04:40	0-0	0-0	0-0	0 0 0	0 1	0	0	0	0	1 0	0
Team						3 0 3		0		0			
Totals			24-56	5-18	9-12	10 26 36	15 14	62	8	14	3	7 3	-15

Shooting By Period			
1 st FG%	11-30	36.7%	
3PT%	1-9	11.1%	
FT%	3-5	60%	
2 nd FG%	13-26	50.0%	
3PT%	4-9	44.4%	
FT%	6-7	85.7%	
GM FG%	24-56	42.9%	
3PT%	5-18	27.8%	
FT%	9-12	75.0%	

Dead Ball Rebounds: 1, 0

Technical Fouls::NONE

	JSU	UTSA
Biggest lead	15 (2 nd 0:05)	2 (1 st 16:38)
Best Scoring Run	8 (1 st 12:59)	6 (1 st 16:38)
Lead Changes	2	
Times Tied	4	
Time with Lead	36:36	01:05

Points from	JSU	UTSA
Turnovers	10	10
Paint	40	26
Second Chance	17	6
Fast Breaks	10	12
Bench	39	15

Period by Period Scoring			
	1st	2nd	TOT
JSU	31	46	77
UTSA	26	36	62



Game 7 Box Score - UIW



Official Basketball Box Score - Final

UIW at UTSA

11/25/23 Convocation Center, San Antonio, Texas
2023-24 Men's Basketball

Game Time: 3:00 PM

Game Duration: 1:58

Attendance: 916

Officials: Terry Oglesby, Todd Austin, Ron Groover

UIW - 80

Record: 3-3

NO.	Name	Min	FG M-A	3P M-A	FT M-A	Rebounds OR DR TOT	Fouls PF FD	TP	AS	TO	ST	Blocks BS BA	+/-
12	Shon Robinson	F 13:14	0-2	0-2	0-0	0 2 2	2 1	0	2	0	0	0 0	-8
00	Sky Wicks	G 38:54	10-26	3-9	1-5	4 7 11	2 4	24	5	4	4	1 2	-7
5	Dylan Hayman	G 27:02	6-7	1-2	0-0	2 2 4	3 0	13	3	0	2	3 0	-7
9	Elijah Davis	G 33:10	5-8	0-0	0-2	0 5 5	3 4	10	2	2	2	0 0	-5
10	Josiah Hammons	G 23:15	3-15	2-13	1-2	0 3 3	4 2	9	2	2	0	1 1	-5
23	Marcus Glover	22:09	3-3	0-0	2-3	2 4 6	1 3	8	0	1	2	0 0	-5
3	Davante Dennis	10:46	0-2	0-0	0-0	0 0 0	2 0	0	0	0	0	3 1	-9
13	Josh Morgan	23:56	6-9	4-6	0-0	0 2 2	4 0	16	1	2	2	0 0	-2
11	TJ Ford Jr.	05:22	0-1	0-0	0-0	0 0 0	1 1	0	0	0	0	0 0	-8
1	Breno Silva	02:12	0-0	0-0	0-0	0 1 1	0 0	0	0	0	0	0 0	6
Team						1 0 1		0		0			
Totals			33-73	10-32	4-12	9 26 35	22 15	80	15	11	12	8 4	-10

Shooting By Period		
1 st FG%	14-38	36.8%
3PT%	3-12	25.0%
FT%	2-2	100%
2 nd FG%	19-35	54.3%
3PT%	7-20	35.0%
FT%	2-10	20%
GM FG%	33-73	45.2%
3PT%	10-32	31.3%
FT%	4-12	33.3%

Dead Ball Rebounds: 4, 1

Technical Fouls:Hammons 2nd13:35Wicks 2nd2:36

UTSA - 90

Record: 3-4

NO.	Name	Min	FG M-A	3P M-A	FT M-A	Rebounds OR DR TOT	Fouls PF FD	TP	AS	TO	ST	Blocks BS BA	+/-
3	Trey Edmonds	F 12:49	1-2	0-0	0-0	1 4 5	2 0	2	0	1	0	0 0	-5
4	Dre Fuller Jr.	G 30:34	4-14	0-6	1-1	3 8 11	0 1	9	1	2	1	0 1	13
5	Adante' Holiman	G 35:03	7-14	5-12	2-2	0 6 6	3 2	21	3	3	0	0 0	10
11	Isaiah Wyatt	G 27:04	3-7	2-6	2-2	1 6 7	1 2	10	3	2	3	0 0	6
22	Christian Tucker	G 26:56	3-7	0-1	5-6	0 3 3	3 3	11	4	3	0	0 2	7
2	Carlton Linguard, Jr.	26:41	3-7	1-3	9-12	6 4 10	3 6	16	1	2	0	3 1	8
21	PJ Carter	23:55	7-14	2-5	1-2	1 1 2	2 2	17	0	1	1	0 3	12
10	Chandler Cuthrell	14:08	1-2	0-0	2-5	0 1 1	0 3	4	1	0	0	1 1	-7
14	Massal Diouf	02:50	0-0	0-0	0-0	0 1 1	2 1	0	0	0	0	0 0	6
Team						3 1 4		0		1			
Totals			29-67	10-33	22-30	15 35 50	16 20	90	13	15	5	4 8	10

Shooting By Period		
1 st FG%	12-36	33.3%
3PT%	2-16	12.5%
FT%	7-9	77.8%
2 nd FG%	17-31	54.8%
3PT%	8-17	47.1%
FT%	15-21	71.4%
GM FG%	29-67	43.3%
3PT%	10-33	30.3%
FT%	22-30	73.3%

Dead Ball Rebounds: 4, 0

Technical Fouls:Carter 2nd13:35

	UIW	UTSA
Biggest lead	8 (1 st 12:06)	14 (2 nd 3:47)
Best Scoring Run	8(1 st 2:31)	13(1 st 4:03)
Lead Changes	5	
Times Tied	6	
Time with Lead	14:29	20:25

Points from	UIW	UTSA
Turnovers	22	10
Paint	36	34
Second Chance	9	21
Fast Breaks	26	18
Bench	24	37

Period by Period Scoring			
	1st	2nd	TOT
UIW	33	47	80
UTSA	33	57	90



Game 8 Box Score - Lamar



Official Basketball Box Score - Final
Lamar University at UTSA
 11/30/23 Convocation Center, San Antonio
 2023-24 Men's Basketball

Game Time: 8:00 PM
 Game Duration: 2:03
 Attendance: 1,535

Officials: Byron Jarrett, Keith Kimble, Brian Dorsey

Lamar University - 83

Record: 4-4

NO.	Name	Min	FG M-A	3P M-A	FT M-A	Rebounds OR DR TOT	Fouls PF FD	TP	AS	TO	ST	Blocks BS BA	+/-
5	Terry Anderson	F 28:04	5-8	2-2	5-6	1 2 3	5 5	17	3	1	4	0 1	7
20	Adam Hamilton	C 26:26	6-9	0-0	0-0	3 7 10	2 0	12	1	1	0	2 1	-5
0	Cody Pennebaker	G 22:43	2-6	2-6	0-0	0 2 2	1 0	6	1	1	0	1 0	-15
4	Chris Pryor	G 26:13	4-9	1-5	0-0	0 2 2	1 0	9	4	0	1	0 0	3
11	Ja'Sean Jackson	G 27:38	4-10	2-4	2-3	0 5 5	2 3	12	3	3	0	0 0	0
3	Jakevion Buckley	15:55	3-8	0-2	2-3	3 1 4	1 4	8	4	3	0	0 0	6
8	B.B. Knight	17:29	5-7	3-5	0-0	1 0 1	2 0	13	0	0	0	0 0	8
10	Errol White	11:31	2-3	0-0	0-0	0 2 2	2 1	4	0	0	0	0 1	-9
32	Janko Buljic	03:57	0-0	0-0	0-0	0 2 2	1 0	0	1	3	0	0 0	0
1	Brian Gordon	10:27	1-3	0-1	0-0	0 0 0	1 0	2	0	0	1	0 1	-12
12	Valentin Catt	09:37	0-0	0-0	0-0	1 2 3	3 1	0	1	1	0	1 0	2
Team						0 0 0		0		0			
Totals			32-63	10-25	9-12	9 25 34	21 14	83	18	13	6	4 4	-3

Shooting By Period		
1 st FG%	14-27	51.9%
3PT%	5-13	38.5%
FT%	5-7	71.4%
2 nd FG%	18-36	50.0%
3PT%	5-12	41.7%
FT%	4-5	80%
GM FG%	32-63	50.8%
3PT%	10-25	40.0%
FT%	9-12	75.0%

Dead Ball Rebounds: 2, 1

Technical Fouls::NONE

UTSA - 86

Record: 4-4

NO.	Name	Min	FG M-A	3P M-A	FT M-A	Rebounds OR DR TOT	Fouls PF FD	TP	AS	TO	ST	Blocks BS BA	+/-
3	Trey Edmonds	F 17:50	3-5	0-0	1-2	3 1 4	2 2	7	1	0	0	0 1	4
4	Dre Fuller Jr.	G 30:26	1-8	1-6	5-6	3 7 10	1 5	8	2	3	1	0 0	5
5	Adante' Holiman	G 22:29	2-6	2-5	3-4	0 3 3	4 3	9	4	0	1	0 0	15
11	Isaiah Wyatt	G 33:25	8-16	7-12	4-6	2 4 6	1 3	27	3	1	1	0 3	8
22	Christian Tucker	G 35:12	3-6	1-2	6-6	0 1 1	2 4	13	11	3	1	0 0	-2
2	Carlton Linguard, Jr.	22:42	6-9	4-6	0-0	1 2 3	2 2	16	0	3	0	4 0	4
10	Chandler Cuthrell	13:00	0-2	0-0	1-2	3 1 4	0 2	1	0	0	1	0 0	-4
21	PJ Carter	21:11	2-10	1-4	0-0	0 1 1	1 0	5	1	2	1	0 0	-9
14	Massal Diouf	03:45	0-0	0-0	0-0	1 0 1	1 0	0	0	1	0	0 0	-6
Team						2 3 5		0		0			
Totals			25-62	16-35	20-26	15 23 38	14 21	86	22	13	6	4 4	3

Shooting By Period		
1 st FG%	13-31	41.9%
3PT%	9-19	47.4%
FT%	9-13	69.2%
2 nd FG%	12-31	38.7%
3PT%	7-16	43.8%
FT%	11-13	84.6%
GM FG%	25-62	40.3%
3PT%	16-35	45.7%
FT%	20-26	76.9%

Dead Ball Rebounds: 2, 0

Technical Fouls::NONE

	LU	UTSA
Biggest lead	10 (2 nd 7:29)	12 (1 st 11:29)
Best Scoring Run	8(2 nd 15:21)	12(2 nd 0:35)
Lead Changes	4	
Times Tied	1	
Time with Lead	13:21	26:15

Points from	LU	UTSA
Turnovers	10	15
Paint	30	16
Second Chance	14	20
Fast Breaks	15	21
Bench	27	22

Period by Period Scoring			
	1st	2nd	TOT
LU	38	45	83
UTSA	44	42	86



Game 9 Box Score - Arkansas-Fort Smith



Official Basketball Box Score - Final
Arkansas-Fort Smith at UTSA
 12/10/23 Convocation Center, San Antonio, Texas
 2023-24 Men's Basketball

Game Time: 12:00 PM
 Game Duration: 1:48
 Attendance: 927

Officials: Bharat Ramnanan, Anthony Burris, Wesley Ford

Arkansas-Fort Smith - 60

Record: 1-9

NO.	Name	Min	FG M-A	3P M-A	FT M-A	Rebounds OR DR TOT	Fouls PF FD	TP	AS	TO	ST	Blocks BS BA	+/-
15	Furaha Cadeaux de Dieu	F 21:57	1-4	0-0	2-2	2 4 6	4 2	4	2	3	0	0 1	-29
23	Ryan Maxwell	F 20:47	1-2	0-1	1-6	1 2 3	3 3	3	1	0	0	0 0	-23
1	Cameron Bush	G 22:20	2-6	1-3	0-0	0 5 5	4 1	5	3	1	0	0 0	-22
4	Lian Ramiro	G 17:50	4-9	1-4	0-1	1 0 1	0 1	9	3	0	0	1 0	-12
10	Payton Brown	G 13:21	2-5	2-4	2-3	0 3 3	0 1	8	1	2	0	0 0	-19
0	Jaden Monday	22:10	4-12	2-5	0-0	0 3 3	1 0	10	1	3	0	0 1	-21
2	Roland McCoy	21:05	5-12	1-5	2-2	2 1 3	0 1	13	1	0	2	0 0	-8
5	Kobe Campbell	21:50	2-8	0-1	2-4	0 2 2	0 4	6	1	0	1	0 1	-15
11	Jace Linenberger	14:32	0-2	0-0	0-0	2 1 3	3 2	0	1	0	0	0 0	-7
12	Tyler Frederick	24:08	1-2	0-0	0-0	0 2 2	2 1	2	2	0	0	0 0	-9
Team						0 1 1		0		1			
Totals			22-62	7-23	9-18	8 24 32	17 16	60	16	10	3	1 3	-33

Shooting By Period			
1 st FG%	10-33	30.3%	
3PT%	4-14	28.6%	
FT%	4-11	36.4%	
2 nd FG%	12-29	41.4%	
3PT%	3-9	33.3%	
FT%	5-7	71.4%	
GM FG%	22-62	35.5%	
3PT%	7-23	30.4%	
FT%	9-18	50.0%	

Dead Ball Rebounds: 6, 1

Technical Fouls::NONE

UTSA - 93

Record: 5-4

NO.	Name	Min	FG M-A	3P M-A	FT M-A	Rebounds OR DR TOT	Fouls PF FD	TP	AS	TO	ST	Blocks BS BA	+/-
3	Trey Edmonds	F 18:32	3-4	0-0	0-1	1 7 8	1 3	6	0	4	0	0 0	19
2	Carlton Linguard, Jr.	C 23:22	8-13	5-7	0-1	3 4 7	2 3	21	1	0	0	1 0	34
4	Dre Fuller Jr.	G 27:02	2-8	2-7	0-1	1 4 5	3 2	6	2	1	0	0 1	38
11	Isaiah Wyatt	G 24:57	7-13	5-10	1-1	3 2 5	1 2	20	2	1	1	1 0	21
22	Christian Tucker	G 30:02	5-9	4-7	3-4	1 3 4	2 4	17	6	2	3	0 0	30
10	Chandler Cuthrell	20:06	3-9	0-3	0-0	6 2 8	0 0	6	1	1	0	0 0	13
21	PJ Carter	25:56	4-9	2-5	1-2	1 4 5	0 1	11	5	1	2	1 0	7
0	Nazar Mahmoud	14:40	1-8	1-8	0-0	0 2 2	2 0	3	2	1	0	0 0	2
14	Massal Diouf	15:23	1-2	0-0	1-3	1 3 4	5 2	3	0	1	0	0 0	1
Team						2 3 5		0		0			
Totals			34-75	19-47	6-13	19 34 53	16 17	93	19	12	6	3 1	33

Shooting By Period			
1 st FG%	13-36	36.1%	
3PT%	6-23	26.1%	
FT%	3-9	33.3%	
2 nd FG%	21-39	53.8%	
3PT%	13-24	54.2%	
FT%	3-4	75%	
GM FG%	34-75	45.3%	
3PT%	19-47	40.4%	
FT%	6-13	46.2%	

Dead Ball Rebounds: 4, 1

Technical Fouls::NONE

	UAFS	UTSA	Points from	UAFS	UTSA	Period by Period Scoring		
Biggest lead	0 (1 st 20:00)	33 (2 nd 0:45)	Turnovers	10	17		1st	2nd
Best Scoring Run	7 (1 st 3:46)	15 (2 nd 5:57)	Paint	16	26	UAFS	28	32
Lead Changes	0		Second Chance	0	16		TOT	60
Times Tied	0		Fast Breaks	13	20	UTSA	35	58
Time with Lead	00:00	39:45	Bench	31	23		93	





(SEASON/CAREER)

0 • NAZAR MAHMOUD

6-5 • 180 • Freshman - HS • Guard
Leander, Texas (Spring Creek Academy)

SEASON/CAREER HIGHS

POINTS	6 at Minnesota (11/6/23)
REBOUNDS	2 (2x) at Minnesota (11/6/23), vs UAFS (12/10/23)
ASSISTS	2 vs UAFS (12/10/23)
STEALS	None
BLOCKS	None
FG MADE	2 at Minnesota (11/6/23)
FG ATT.	8 vs UAFS (12/10/23)
3FG MADE	2 at Minnesota (11/6/23)
3FG ATT.	8 vs UAFS (12/10/23)
FT MADE	1 vs. Jacksonville state (11/24/23)
FT ATT.	2 vs. Jacksonville state (11/24/23)

DOUBLE-DIGIT SCORING	(-/-)
DOUBLE-DIGIT REBOUNDS	(-/-)
DOUBLE-DOUBLES	(-/-)

MAHMOUD'S CAREER STATS

				Field Goals		3-Point		F-Throws		Rebounds										Scoring	
SEASON	TEAM	GP-GS	MIN/AVG	FG-FGA	FG%	3FG-3FGA	3FG%	FT-FTA	FT%	OFF	DEF	TOT	AVG	PF-FO	A	TO	BLK	STL		PTS	AVG
2023-24	UTSA	7-0	48/6.8	5-17	.294	3-12	.250	1-2	.500	2	4	6	0.9	7-0	3	3	0	0		14	2.0
TOTAL		7-0	48/6.8	5-17	.294	3-12	.250	1-2	.500	2	4	6	0.9	7-0	3	3	0	0		14	2.0



(SEASON/CAREER)

2 • CARLTON LINGUARD JR.

7-0 • 225 • Redshirt Senior - TR • Center
San Antonio, Texas (Stevens HS/Temple CC/Kansas State)

SEASON HIGHS

POINTS	21 vs UAFS (12/10/23)
REBOUNDS	10 (2x) vs Western Ill. (11/6/23), vs UIW (11/25/23)
ASSISTS	2 at Houston Christian (11/20/23)
STEALS	2 at Houston Christian (11/20/23)
BLOCKS	4 vs Lamar (11/30/23)
FG MADE	8 vs UAFS (12/10/23)
FG ATT.	13 vs UAFS (12/10/23)
3FG MADE	5 vs UAFS (12/10/23)
3FG ATT.	7 vs UAFS (12/10/23)
FT MADE	9 vs UIW (11/25/23)
FT ATT.	12 vs UIW (11/25/23)

CAREER HIGHS

POINTS	21 vs UAFS (12/10/23)
REBOUNDS	10 (2x) vs Western Ill. (11/6/23), vs UIW (11/25/23)
ASSISTS	2 at Houston Christian (11/20/23)
STEALS	2 at Houston Christian (11/20/23)
BLOCKS	4 vs Lamar (11/30/23)
FG MADE	8 vs UAFS (12/10/23)
FG ATT.	13 vs UAFS (12/10/23)
3FG MADE	5 vs UAFS (12/10/23)
3FG ATT.	7 vs UAFS (12/10/23)
FT MADE	9 vs UIW (11/25/23)
FT ATT.	12 vs UIW (11/25/23)

DOUBLE-DIGIT SCORING	(6/7)
DOUBLE-DIGIT REBOUNDS	(2/2)
DOUBLE-DOUBLES	(2/2)

LINGUARD'S CAREER STATS

				Field Goals		3-Point		F-Throws		Rebounds										Scoring	
SEASON	TEAM	GP-GS	MIN/AVG	FG-FGA	FG%	3FG-3FGA	3FG%	FT-FTA	FT%	OFF	DEF	TOT	AVG	PF-FO	A	TO	BLK	STL		PTS	AVG
2020-21	KState	17-0	113/6.6	16-35	.457	4-11	.364	2-4	.500	7	15	22	1.3	12-0	3	5	2	2		38	2.2
2021-22	KState	15-2	122/8.1	7-19	.368	0-4	.000	6-11	.545	10	9	19	1.3	14-0	0	3	6	2		20	1.3
2023-24	UTSA	9-5	206/22.9	32-69	.464	12-28	.429	15-19	.789	24	35	59	6.6	24-2	6	7	16	3		91	10.1
TOTAL FOR UTSA		9-5	206/22.9	32-69	.464	12-28	.429	15-19	.789	24	35	59	6.6	24-2	6	7	16	3		91	10.1
TOTAL		41-7	441/10.7	55-123	.447	16-43	.372	23-34	.676	41	59	100	2.4	50-2	9	15	24	7		149	3.6





(SEASON/CAREER)

DOUBLE-DIGIT SCORING	(3/5)
DOUBLE-DIGIT REBOUNDS	(1/1)
DOUBLE-DOUBLES	(1/1)

3 • TREY EDMONDS

6-10 • 255 • Junior - TR • Forward/Center
Aurora, Colo. (George Washington HS/Utah Tech)

SEASON HIGHS

POINTS	15 vs Western Ill. (11/6/23)
REBOUNDS	12 at Lamar (11/14/23)
ASSISTS	4 at Lamar (11/14/23)
STEALS	1 (2x) at Minnesota (11/6/23), at Texas St. (11/17/23)
BLOCKS	2 (2x) last at Minnesota (11/10/23)
FG MADE	5 (4x) last at Lamar (11/14/23)
FG ATT.	11 at Minnesota (11/10/23)
FT MADE	5 vs Western Ill. (11/6/23)
FT ATT.	7 vs Western Ill. (11/6/23)

CAREER HIGHS

POINTS	15 vs Western Ill. (11/6/23)
REBOUNDS	at Lamar (11/14/23)
ASSISTS	4 at Lamar (11/14/23)
STEALS	3 at Seattle U (2/8/23)
BLOCKS	2 (7x) last at Minnesota (11/10/23)
FG MADE	5 (4x) last at Lamar (11/14/23)
FG ATT.	11 at Minnesota (11/10/23)
FT MADE	5 vs Western Ill. (11/6/23)
FT ATT.	8 at Arizona (11/17/22)

EDMONDS' CAREER STATS

				Field Goals		3-Point		F-Throws		Rebounds									Scoring	
SEASON	TEAM	GP-GS	MIN/AVG	FG-FGA	FG%	3FG-3FGA	3FG%	FT-FTA	FT%	OFF	DEF	TOT	AVG	PF-FO	A	TO	BLK	STL	PTS	AVG
2021-22	UTTECH	20-0	139/7.0	17-37	.459	0-0	.000	2-16	.125	21	26	47	2.4	22-0	3	12	10	4	36	1.8
2022-23	UTTECH	33-1	302/9.1	34-72	.472	0-0	.000	28-56	.500	28	49	77	2.3	56-1	6	27	11	6	96	2.9
2023-24	UTSA	9-9	195/21.6	28-51	.549	0-0	.000	15-32	.469	22	36	58	6.4	26-2	6	11	4	5	71	7.9
TOTAL FOR UTSA		9-9	195/21.6	28-51	.549	0-0	.000	15-32	.469	22	36	58	6.4	26-2	6	11	4	5	71	7.9
TOTAL		62-10	636/10.3	79-160	.494	0-0	.000	45-104	.433	71	111	182	2.9	104-3	15	50	25	15	203	3.3



(SEASON/CAREER)

DOUBLE-DIGIT SCORING	(5/20)
DOUBLE-DIGIT REBOUNDS	(3/6)
DOUBLE-DOUBLES	(1/1)

4 • DRE FULLER JR.

6-6 • 220 • Graduate Student - TR • Guard
Fayetteville, N.C. (Admiral Farragut Academy [Fla.]/UCF)

SEASON HIGHS

POINTS	24 at Houston Christian (11/20/23)
REBOUNDS	11 vs UIW (11/25/23)
ASSISTS	2 (4x) last vs UAFS (12/10/23)
STEALS	1 (5x) last vs UIW (11/25/23)
BLOCKS	2 (2x) last vs Jacksonville State (11/24/23)
FG MADE	8 at Houston Christian (11/20/23)
FG ATT.	15 at Houston Christian (11/20/23)
3FG MADE	3 (2x) at Texas State (11/17/23), at HCU (11/20/23)
3FG ATT.	7 (2x) at HCU (11/20/23), vs UAFS (12/10/23)
FT MADE	5 (2x) at HCU (11/20/23), vs Lamar (11/30/23)
FT ATT.	6 vs Lamar (11/30/23)

CAREER HIGHS

POINTS	24 at Houston Christian (11/20/23)
REBOUNDS	11 (2x) vs Memphis (3/12/21), vs UIW (11/25/23)
ASSISTS	5 vs Auburn 11/30/20, at Tulane (2/20/21)
STEALS	5 vs Penn (11/28/19)
BLOCKS	4 vs Tulsa (2/9/20)
FG MADE	8 at Houston Christian (11/20/23)
FG ATT.	15 (2x) at Oklahoma (12/21/19), at HCU (11/20/23)
3FG MADE	4 vs Memphis (3/11/22)
3FG ATT.	7 (2x) at HCU (11/20/23), vs UAFS (12/10/23)
FT MADE	6 (3x) last at Miami (FL) (11/13/21)
FT ATT.	9 vs Houston (12/26/20)

FULLER'S CAREER STATS

				Field Goals		3-Point		F-Throws		Rebounds									Scoring	
SEASON	TEAM	GP-GS	MIN/AVG	FG-FGA	FG%	3FG-3FGA	3FG%	FT-FTA	FT%	OFF	DEF	TOT	AVG	PF-FO	A	TO	BLK	STL	PTS	AVG
2019-20	UCF	20-13	380/19.0	50-119	.420	10-40	.250	15-23	.652	23	39	62	3.1	33-1	29	26	11	18	125	6.3
2020-21	UCF	23-14	634/27.6	55-133	.414	8-37	.216	42-61	.689	19	89	108	4.7	44-0	57	54	7	24	160	7.0
2021-22	UCF	24-0	292/12.2	36-82	.439	9-25	.360	14-19	.737	15	41	56	2.3	26-0	14	16	3	13	95	4.0
2023-24	UTSA	9-9	249/27.7	35-97	.361	14-49	.286	16-21	.762	12	56	68	7.6	18-0	12	17	5	5	100	11.1
TOTAL FOR UTSA		9-9	249/27.7	35-97	.361	14-49	.286	16-21	.762	12	56	68	7.6	18-0	12	17	5	5	100	11.1
TOTAL		76-36	1555/20.5	176-431	.408	41-151	.272	87-124	.702	69	225	294	3.9	121-1	112	113	26	60	480	6.3





(SEASON/CAREER)

DOUBLE-DIGIT SCORING (2/11)

DOUBLE-DIGIT REBOUNDS (-/-)

DOUBLE-DOUBLES (-/-)

5 • ADANTE' HOLIMAN

6-0 • 175 • Sophomore - TR • Point Guard
McAlester, Okla. (McAlester HS/UT Rio Grande Valley)

SEASON HIGHS

POINTS	22 at Lamar (11/14/23)
REBOUNDS	6 vs UIW (11/25/23)
ASSISTS	4 (3x) last vs Lamar (11/30/23)
STEALS	3 at Houston Christian (11/20/23)
BLOCKS	1 (3x) last at Houston Christian (11/20/23)
FG MADE	7 (2x) at Lamar (11/14/23), vs UIW (11/25/23)
FG ATT.	16 at Lamar (11/14/23)
3FG MADE	5 vs UIW (11/25/23)
3FG ATT.	12 vs UIW (11/25/23)
FT MADE	4 (2x) at Lamar (11/14/23), Texas State (11/17/23)
FT ATT.	5 (2x) at Lamar (11/14/23), at HCU (11/20/23)

CAREER HIGHS

POINTS	22 at Lamar (11/14/23)
REBOUNDS	6 vs UIW (11/25/23)
ASSISTS	9 vs Southwestern Assemblies (2/20/23)
STEALS	3 (3x) last at Houston Christian (11/20/23)
BLOCKS	1 (5x) last at Houston Christian (11/20/23)
FG MADE	7 (2x) at Lamar (11/14/23), vs UIW (11/25/23)
FG ATT.	16 at Lamar (11/14/23)
3FG MADE	5 (2x) vs Sam Houston (2/1/23), vs UIW (11/25/23)
3FG ATT.	12 vs UIW (11/25/23)
FT MADE	6 at Kansas State (11/7/22)
FT ATT.	10 at Kansas State (11/7/22)

HOLIMAN'S CAREER STATS

				Field Goals		3-Point		F-Throws		Rebounds									Scoring	
SEASON	TEAM	GP-GS	MIN/AVG	FG-FGA	FG%	3FG-3FGA	3FG%	FT-FTA	FT%	OFF	DEF	TOT	AVG	PF-FO	A	TO	BLK	STL	PTS	AVG
2022-23	UTRGV	24-11	500/20.9	55-123	.447	27-62	.435	42-59	.712	7	21	28	1.2	71-2	73	55	3	12	179	7.5
2023-24	UTSA	8-8	215/26.9	30-82	.366	16-50	.320	17-23	.739	1	18	19	2.4	22-0	20	11	2	7	93	11.6
TOTAL FOR UTSA		8-8	215/26.9	30-82	.366	16-50	.320	17-23	.739	1	18	19	2.4	22-0	20	11	2	7	93	11.6
TOTAL		32-19	715/22.4	85-205	.415	43-112	.384	59-82	.720	8	39	47	1.5	93-2	93	66	5	19	272	8.5



(SEASON/CAREER)

DOUBLE-DIGIT SCORING (1/1)

DOUBLE-DIGIT REBOUNDS (1/1)

DOUBLE-DOUBLES (-/-)

10 • CHANDLER CUTHRELL

6-8 • 220 • Junior - TR • Forward
Baltimore, Md. (Baltimore City College (HS)/Odessa College)

SEASON/CAREER HIGHS

POINTS	10 at Houston Christian (11/20/23)
REBOUNDS	10 at Texas State (11/17/23)
ASSISTS	1 (4x) last vs UAfS (12/10/23)
STEALS	1 (3x) last vs Lamar (11/30/23)
BLOCKS	2 (2x) vs Western Ill. (11/6/23), at HCU (11/20/23)
FG MADE	5 at Houston Christian (11/20/23)
FG ATT.	9 (2x) at Texas State (11/17/23), vs UAfS (12/10/23)
3FG MADE	1 (2x) at Lamar (11/14/23), Texas St. (11/17/23)
3FG ATT.	3 (4x) last vs UAfS (12/10/23)
FT MADE	4 at Texas State (11/17/23)
FT ATT.	5 (2x) at Texas State (11/17/23), vs UIW (11/25/23)

CUTHRELL'S CAREER STATS

				Field Goals		3-Point		F-Throws		Rebounds									Scoring	
SEASON	TEAM	GP-GS	MIN/AVG	FG-FGA	FG%	3FG-3FGA	3FG%	FT-FTA	FT%	OFF	DEF	TOT	AVG	PF-FO	A	TO	BLK	STL	PTS	AVG
2023-24	UTSA	9-0	143/15.9	13-41	.317	2-10	.200	11-17	.647	18	25	43	4.8	11-0	4	10	5	3	39	4.3
TOTAL		9-0	143/15.9	13-41	.317	2-10	.200	11-17	.647	18	25	43	4.8	11-0	4	10	5	3	39	4.3





(SEASON/CAREER)

DOUBLE-DIGIT SCORING	(4/29)
DOUBLE-DIGIT REBOUNDS	(0/4)
DOUBLE-DOUBLES	(0/4)

11 • ISAIAH WYATT

6-4 • 220 • Redshirt Junior - TR • Guard/Forward
Toledo, Ohio (N. Crowley HS/Chadron State)

SEASON HIGHS	
POINTS	27 vs. Lamar (11/30/23)
REBOUNDS	7 vs UIW (11/25/23)
ASSISTS	3 (2x) vs UIW (11/25/23), vs Lamar (11/30/23)
STEALS	3 vs UIW (11/25/23)
BLOCKS	2 vs Western Ill. (11/6/23)
FG MADE	8 vs Lamar (11/30/23)
FG ATT.	16 vs Lamar (11/30/23)
3FG MADE	7 vs Lamar (11/30/23)
3FG ATT.	12 vs Lamar (11/30/23)
FT MADE	4 vs Lamar (11/30/23)
FT ATT.	6 vs Lamar (11/30/23)

CAREER HIGHS	
POINTS	27 vs Lamar (11/30/23)
REBOUNDS	14 at Westminster (UT) (1/7/23)
ASSISTS	4 (4x) last at Colorado-Mines (2/18/23)
STEALS	3 (3x) last vs UIW (11/25/23)
BLOCKS	2 (2x) last vs Western Ill. (11/6/23)
FG MADE	8 (2x) vs Ecclesia (11/26/22), vs Lamar (11/30/23)
FG ATT.	17 at Western Colo. (12/9/22)
3FG MADE	7 (2x) vs Ecclesia (11/26/22), vs Lamar (11/30/23)
3FG ATT.	12 vs Lamar (11/30/23)
FT MADE	8 vs Fort Lewis (1/13/23)
FT ATT.	8 vs Fort Lewis (1/13/23)

WYATT'S CAREER STATS

				Field Goals		3-Point		F-Throws		Rebounds										Scoring	
SEASON	TEAM	GP-GS	MIN/AVG	FG-FGA	FG%	3FG-3FGA	3FG%	FT-FTA	FT%	OFF	DEF	TOT	AVG	PF-FO	A	TO	BLK	STL	PTS	AVG	
2022-23	Chad	29-29	942/32.5	151-334	.452	82-174	.471	58-75	.773	25	128	153	5.3	30-0	48	31	10	26	442	15.2	
2023-24	UTSA	9-5	212/23.5	30-68	.441	21-50	.420	11-16	.688	10	28	38	4.2	10-0	13	12	4	9	92	10.2	
TOTAL FOR UTSA		9-5	212/23.5	30-68	.441	21-50	.420	11-16	.688	10	28	38	4.2	10-0	13	12	4	9	92	10.2	
TOTAL		38-34	1154/30.4	181-402	.450	103-224	.460	69-91	.758	35	156	191	5.0	40-0	61	43	14	35	534	14.1	



(SEASON/CAREER)

DOUBLE-DIGIT SCORING	(-/-)
DOUBLE-DIGIT REBOUNDS	(-/-)
DOUBLE-DOUBLES	(-/-)

12 • JOSH REID

6-7 • 220 • Junior - TR • Forward
Havelock, N.C. (Village Christian Academy/Gulf Coast College)

SEASON/CAREER HIGHS	
POINTS	None
REBOUNDS	None
ASSISTS	None
STEALS	None
BLOCKS	None
FG MADE	None
FG ATT.	None
3FG MADE	None
3FG ATT.	None
FT MADE	None
FT ATT.	None

REID'S CAREER STATS

				Field Goals		3-Point		F-Throws		Rebounds										Scoring	
SEASON	TEAM	GP-GS	MIN/AVG	FG-FGA	FG%	3FG-3FGA	3FG%	FT-FTA	FT%	OFF	DEF	TOT	AVG	PF-FO	A	TO	BLK	STL	PTS	AVG	

No Appearances Yet This Season





(SEASON/CAREER)

DOUBLE-DIGIT SCORING	(-/-)
DOUBLE-DIGIT REBOUNDS	(-/-)
DOUBLE-DOUBLES	(-/-)

14 • MASSAL DIOUF

6-9 • 240 • Sophomore - 1L • Forward
Gouda, Netherlands (Western Canada Prep Academy)

SEASON HIGHS

POINTS	6 at Minnesota (11/10/23)
REBOUNDS	4 (2x) at Texas St. (11/17/23), vs UAFS (12/10/23)
ASSISTS	1 at Lamar (11/14/23)
STEALS	1 at Texas St. (11/17/23)
BLOCKS	2 at Houston Christian (11/20/23)
FG MADE	3 at Minnesota (11/10/23)
FG ATT.	5 at Minnesota (11/10/23)
FT MADE	1 (3x) last vs UAFS (12/10/23)
FT ATT.	3 vs UAFS (12/10/23)

CAREER HIGHS

POINTS	7 at FIU (2/25/23)
REBOUNDS	7 at UAB (12/31/22)
ASSISTS	1 (2x) vs Middle Tenn. (1/5/23), at Lamar (11/14/23)
STEALS	1 (4x) last at Texas St. (11/17/23)
BLOCKS	2 (2x) vs UAB (2/18/23), at HCU (11/20/23)
FG MADE	3 (2x) at FIU (2/25/23), at Minnesota (11/10/23)
FG ATT.	5 at Minnesota (11/10/23)
FT MADE	4 at Western Ky. (2/2/23)
FT ATT.	6 at Western Ky. (2/2/23)

DIOUF'S CAREER STATS

				Field Goals		3-Point		F-Throws		Rebounds										Scoring	
SEASON	TEAM	GP-GS	MIN/AVG	FG-FGA	FG%	3FG-3FGA	3FG%	FT-FTA	FT%	OFF	DEF	TOT	AVG	PF-FO	A	TO	BLK	STL	PTS	AVG	
2022-23	UTSA	27-21	291/10.8	17-40	.425	0-0	.000	19-28	.679	29	44	73	2.7	54-3	1	18	6	3	53	2.0	
2023-24	UTSA	9-0	73/8.1	6-12	.500	0-0	.000	3-9	.333	4	10	14	1.6	22-1	1	4	4	1	15	1.7	
TOTAL		36-21	364/10.1	23-52	.442	0-0	.000	22-37	.595	33	54	87	2.4	76-4	2	22	10	4	68	1.9	



(SEASON/CAREER)

DOUBLE-DIGIT SCORING	(4/4)
DOUBLE-DIGIT REBOUNDS	(-/-)
DOUBLE-DOUBLES	(-/-)

21 • PJ CARTER

6-5 • 175 • Junior - TR • Guard
Atlanta, Ga. (Langston Hughes HS/Campbell/Georgia Highlands)

SEASON HIGHS

POINTS	17 vs UIW (11/25/23)
REBOUNDS	5 vs UAFS (12/10/23)
ASSISTS	5 vs UAFS (12/10/23)
STEALS	2 vs UAFS (12/10/23)
BLOCKS	1 (2x) vs Jax State (11/24/23), vs UAFS (12/10/23)
FG MADE	7 vs UIW (11/25/23)
FG ATT.	14 vs UIW (11/25/23)
3FG MADE	2 (2x) vs UIW (11/25/23), vs UAFS (12/10/23)
3FG ATT.	5 (2x) vs UIW (11/25/23), vs UAFS (12/10/23)
FT MADE	3 (2x) at Minnesota (11/10/23), at Lamar (11/14/23)
FT ATT.	4 at Minnesota (11/10/23)

CAREER HIGHS

POINTS	17 vs UIW (11/25/23)
REBOUNDS	5 vs UAFS (12/10/23)
ASSISTS	5 vs UAFS (12/10/23)
STEALS	2 vs UAFS (12/10/23)
BLOCKS	1 (3x) last vs UAFS (12/10/23)
FG MADE	7 vs UIW (11/25/23)
FG ATT.	14 vs UIW (11/25/23)
3FG MADE	2 (2x) vs UIW (11/25/23), vs UAFS (12/10/23)
3FG ATT.	5 (2x) vs UIW (11/25/23), vs UAFS (12/10/23)
FT MADE	3 (2x) at Minnesota (11/10/23), at Lamar (11/14/23)
FT ATT.	4 at Minnesota (11/10/23)

CARTER'S CAREER STATS

				Field Goals		3-Point		F-Throws		Rebounds									Scoring	
SEASON	TEAM	GP-GS	MIN/AVG	FG-FGA	FG%	3FG-3FGA	3FG%	FT-FTA	FT%	OFF	DEF	TOT	AVG	PF-FO	A	TO	BLK	STL	PTS	AVG
2020-21	Campb	12-0	49/4.1	6-15	.400	2-7	.286	3-4	.750	1	5	6	0.5	7-0	4	4	0	1	17	1.4
2021-22	Campb	4-0	19/4.7	3-5	.600	0-2	.000	0-2	.000	1	2	3	0.8	0-0	0	0	1	1	6	1.5
2023-24	UTSA	9-0	205/22.8	34-77	.442	10-29	.345	8-13	.615	4	12	16	1.8	10-0	9	8	2	5	86	9.6
TOTAL FOR UTSA		9-0	205/22.8	34-77	.442	10-29	.345	8-13	.615	4	12	16	1.8	10-0	9	8	2	5	86	9.6
TOTAL		25-0	273/10.9	43-97	.443	12-38	.316	11-19	.579	6	19	25	1.0	17-0	13	12	3	7	109	4.4





(SEASON/CAREER)

22 • CHRISTIAN TUCKER

6-3 • 178 • Junior - 2L • Guard
Chandler, Ariz. (Gilbert Perry HS)

SEASON HIGHS

POINTS	19 vs Jacksonville State (11/24/23)
REBOUNDS	5 at Houston Christian (11/20/23)
ASSISTS	11 vs Lamar (11/30/23)
STEALS	3 (2x) at Minnesota (11/10/23), vs UAFS (12/10/23)
BLOCKS	1 at Texas St. (11/17/23)
FG MADE	6 vs Jacksonville State (11/24/23)
FG ATT.	12 at Texas St. (11/17/23)
3FG MADE	4 vs UAFS (12/10/23)
3FG ATT.	7 vs UAFS (12/10/23)
FT MADE	12 vs Western Ill. (11/6/23)
FT ATT.	15 vs Western Ill. (11/6/23)

CAREER HIGHS

POINTS	19 vs Jacksonville State (11/24/23)
REBOUNDS	9 vs Dallas Christian (1/3/22)
ASSISTS	11 vs Lamar (11/30/23)
STEALS	4 at FIU (2/25/23)
BLOCKS	2 vs Lamar (11/24/21)
FG MADE	6 vs Jacksonville State (11/24/23)
FG ATT.	14 at Charlotte (1/15/22)
3FG MADE	4 vs UAFS (12/10/23)
3FG ATT.	7 (2x) at Charlotte (1/15/22), vs UAFS (12/10/23)
FT MADE	12 vs Western Ill. (11/6/23)
FT ATT.	15 vs Western Ill. (11/6/23)

DOUBLE-DIGIT SCORING	(7/14)
DOUBLE-DIGIT REBOUNDS	(-/-)
DOUBLE-DOUBLES	(1/1)
5+ ASSISTS	(6/9)

TUCKER'S CAREER STATS

				Field Goals		3-Point		F-Throws		Rebounds										Scoring	
SEASON	TEAM	GP-GS	MIN/AVG	FG-FGA	FG%	3FG-3FGA	3FG%	FT-FTA	FT%	OFF	DEF	TOT	AVG	PF-FO	A	TO	BLK	STL	PTS	AVG	
2021-22	UTSA	26-6	383/14.7	24-81	.296	5-30	.167	33-43	.767	4	39	43	1.7	31-0	29	29	7	11	86	3.3	
2022-23	UTSA	30-6	451/15.0	41-85	.482	9-26	.346	52-67	.776	9	37	46	1.5	40-1	41	32	7	14	143	4.8	
2023-24	UTSA	9-9	280/31.1	31-76	.408	9-27	.333	46-53	.868	7	20	27	3.0	26-0	54	19	1	11	117	13.0	
TOTAL		65-21	1113/17.1	96-242	.397	23-83	.277	131-163	.804	20	96	116	1.8	97-1	124	80	15	36	346	5.3	

