

• 2023-24 UTSA ROADRUNNERS WOMEN'S BASKETBALL •

| UTSA vs Texas State | November 30, 2023 | The Convo |

#CASHIN • #BIRDSUP • #LETSGO210

GOUTSA.COM



2023-24 SCHEDULE AND RESULTS

THE MATCHUP

HEAD-TO-HEAD

NOVEMBER

| | | |
|----|-------------------------|-----------------|
| 6 | at Arizona State | L, 55-70 |
| 10 | New Mexico State | W, 58-55 |
| 15 | at A&M-Corpus Christi | W, 66-59 (OT) |
| 18 | at UT Arlington | W, 70-66 |
| 20 | at Texas Tech | L, 58-63 |
| 25 | at Sam Houston State | W, 63-56 |
| 30 | Texas State | 5 p.m. |

DECEMBER

| | | |
|----|----------------|----------------|
| 3 | UTEP | 12 p.m. |
| 14 | Houston | 6 p.m. |
| 17 | at Oregon | 2 p.m. |
| 19 | at Seattle | 2 p.m. |
| 30 | at Temple * | 12 p.m. |

JANUARY

| | | |
|----|------------------------|------------------|
| 2 | at East Carolina * | 5 p.m. |
| 6 | Wichita State * | 2 p.m. |
| 10 | at FAU * | 6 p.m. |
| 14 | Charlotte * | 2 p.m. |
| 16 | USF * | 6:30 p.m. |
| 21 | at UAB * | 1 p.m. |
| 27 | at SMU * | 2 p.m. |
| 31 | North Texas * | 6:30 p.m. |

FEBRUARY

| | | |
|----|------------------|------------------|
| 4 | Tulane * | 2 p.m. |
| 11 | UAB * | 1 p.m. |
| 14 | at Tulsa * | 6:30 p.m. |
| 18 | at North Texas * | 2 p.m. |
| 22 | Temple * | 6:30 p.m. |
| 25 | FAU * | 1 p.m. |
| 28 | at Memphis * | 7 p.m. |

MARCH

| | | |
|------|-------------------|------------------|
| 5 | Rice * | 6:30 p.m. |
| 9-13 | AAC Championships | TBD |

All Times Central | Home Games in Bold | AAC Games *

WE ARE UTSA

When referencing University of Texas at San Antonio Athletics, please use the acronym **UTSA** and the nickname **ROADRUNNERS**. Please refrain from using UT-San Antonio, Texas-San Antonio, UT-SA, Lady Roadrunners or any other variation.

• The UTSA women's basketball team will return to The Convo after four consecutive road games on Thursday, with a 5 p.m. Battle of I-35 showdown against Texas State.

• The Roadrunners (4-2, 0-0 AAC) are off to their best start since the 2014-15 season after falling in a hard-fought battle against Texas Tech, 63-58, and besting Sam Houston, 63-56 across the last week.

• The Bobcats (3-2, 0-0 Sun Belt) have lost their last two, narrowly falling to Sam Houston and Texas A&M-Corpus Christi, after picking up victories over Arlington Baptist, Bowling Green, and UTRGV to start the season.

• Tiffany Tullis and Ja'Niah Henson have been standout performers for TXST, with Tullis leading the AAC and ranking 25th nationally at 10.4 rpg.

• Henson, meanwhile, tops the Bobcats in scoring, averaging 13.6 ppg, and is third on the SBC free throw percentage leader board, converting free throws at an 88.2% clip. She also paces TXST with 12 assists and 10 steals on the year.

• Timia Jefferson joins Henson in averaging double-digit points at 10.8 ppg, with Gara Beth Self not far behind at 8.0 ppg.

• Jaylin Foster rounds out a starting rotation that's remained unchanged since the start of the season.



Thursday, Nov. 30 | 5 p.m. CT
San Antonio, Texas
UTSA vs Texas State



| | | |
|-------|-------------------------------|------|
| 61.7 | POINTS PER GAME | 68.8 |
| 61.5 | OPP. POINTS PER GAME | 57.0 |
| 46.5 | REBOUNDING PER GAME | 43.2 |
| +13.5 | REBOUNDING MARGIN | +10 |
| 39.8 | FIELD GOAL PCT. | 39.9 |
| 25.7 | 3-POINT PCT. | 33.3 |
| 60.9 | FREE THROW PCT. | 71.4 |
| 10.3 | ASSISTS PER GAME | 11.8 |
| 21.7 | TURNOVERS PER GAME | 17.8 |
| 7.7 | STEALS PER GAME | 9.4 |
| 6.0 | BLOCKED SHOTS PER GAME | 2.6 |

UTSA Roadrunners

| | |
|--------------------------------------|-------------------|
| Overall Record | 4-2 |
| American Athletics Conference Record | 0-0 |
| Home Record | 1-0 |
| Away Record | 3-2 |
| Neutral Record | 0-0 |
| 2022-23 Record / C-USA Finish | 13-19, 9-11 / 6th |

Texas State Bobcats

| | |
|-----------------------|-------|
| Overall Record | 3-2 |
| Sun Belt Record | 0-0 |
| Home Record | 3-1 |
| Away Record | 0-1 |
| Neutral Record | 0-0 |
| UTSA All-Time vs TXST | 33-36 |
| at UTSA | 18-17 |
| at TXST | 15-18 |
| Current Streak | L5 |

WHERE TO WATCH: ESPN+

www.goutsa.com/wbblive
Karl Schoening (play-by-play)
Sophia Ramos (analyst)


GAME COVERAGE

Stats: goutsa.com/wbbstats
X (Twitter): @UTSAWBB
Instagram: @UTSA_WBB

WHERE TO LISTEN: THE BULL 93.3

www.goutsa.com/wbbradio
Neal Raphael (play-by-play)
The iHeartRadio app


PREVIOUS STARTERS: 63-56 WIN AT SAM HOUSTON




11
SIDNEY LOVE
SO • G • 5-8



12
AYSIA PROCTOR
FR • G • 5-8



22
KYRA WHITE
SR • G • 5-9



20
MAYA LINTON
SO • F • 5-11



0
ELYSSA COLEMAN
R-JR • F • 6-3

QUICK FACTS

Institution Name..... The University of Texas at San Antonio (UTSA)
 Location..... San Antonio, Texas
 Founded..... 1969
 Enrollment..... 34,864
 Nickname..... Roadrunners
 School Colors..... Navy Blue (PMS 289), Orange (PMS 1665), White
 Arena (Capacity)..... Convocation Center (2,650)
 Year Opened..... 1975
 Conference..... American Athletic Conference
 President..... T. Taylor Eighmy, Ph.D. (Tufts, 1980)
 Vice President/Athletics Director..... Lisa Campos (Colorado State)
 Athletic Department Phone..... 210.458.4161
 Ticket Office Phone..... 210.458.UTSA (8872)

TEAM INFORMATION

2022-23 Overall Record..... 13-19
 Home / Away / Neutral..... 8-4/ 3-12 / 2-3
 Conference Record/Finish (Conference USA)..... 9-11/6th
 Letterwinners Returning/Lost..... 11/3
 Starters Returning/Lost..... 5/0
 Newcomers..... 5

HISTORY

First Year of Basketball..... 1981-82
 All-Time Record (pct.)..... 544-622 (.466)
 All-Time AAC Record (pct.)..... 0-0 (.000)
 Conference Regular Season Championships..... 2
 2002-03 (Southland Conference) • 2008-09 (Southland Conference)
 Conference Tournament Championships..... 2
 2008 (Southland) • 2009 (Southland)
 NCAA Tournament Appearances/Record..... 2/0-2 (.000)
 2008 • 2009
 Last NCAA Postseason Opponent/Result..... 2009
 Lost to No. 2 seed Baylor, 87-82 OT (March 22, 2009)

COACHING STAFF

Head Coach..... Karen Aston (Third season - Little Rock, 1987)
 Record at UTSA (Years)..... 24-44 (Third season)
 Career Record (Years)..... 309-190 (16th season)
 Assoc. Head Coach..... Jamie Carey (third season - Texas, 2004)
 Assistant Coaches..... Empress Davenport (third season - Texas, 2016)
 Cameron Miles (third season - San Diego, 2004)
 Dir./WBB Operations..... Chantel Govan (First season - UTSA, 2022)
 Player Development..... Sophia Ramos (First Season - San Diego St., 2022)
 Graduate Assistant..... Angel Almaguer (First season - UTSA , 2022)

ATHLETICS COMMUNICATIONS

Associate Athletics Director/Communications..... Kyle Stephens
 Associate Director [MBB Contact]..... Michael Stambaugh
 Assistant Director [WBB Contact]..... Ryan Smith
 Assistant Director..... Alma Solis
 Smith's Email Address..... ryan.smith2@utsa.edu
 Smith's Cell Phone..... 361.442.9600
 Website..... goutsa.com
 General Athletics X (Twitter)..... @UTSAathletics
 Women's Basketball X (Twitter)..... @UTSAWBB
 Women's Basketball Instagram..... @UTSA_WBB

ROADRUNNER NOTES AND NEWS

LAST TIME OUT

- The Roadrunners (4-2, 0-0 AAC) are off to their best start since the 2014-15 season after falling in a hard-fought battle against Texas Tech, 63-58, and besting Sam Houston, 63-56 across the last week.
- Playing a significant role in the success, sophomore Sidney Love was named to the American Athletic Conference's Weekly Honor Roll.
- Most recently, the team completed an 11-point comeback to take down SHSU in a contest that saw senior Elyssa Coleman score 17 while converting shots at a 61% clip.
- Coleman collected six rebounds throughout the game, with freshman Aysia Proctor snagging eight and sophomore Maya Linton matching Coleman with six.

'RUNNERS IN THE RANKINGS

- As of 11/29, The Roadrunners logged 16 more boards as a team than the Bearkats, bringing their seasonal rebound margin to 13.5, the best in the AAC and the 17th-highest standard in the NCAA.
- They also top the conference and rank 12th nationally in blocks per game, averaging six each time they take the floor.
- Senior Elyssa Coleman plays a significant role in the team's defensive prowess, with 2.33 bpg representing the most in the American.
- Love joins Coleman as a league leader, converting 87.9% of her shots from the free-throw line.

SHE'S ON A ROLL

- Senior Kyra White and Sophomore Sidney Love have now each been selected for the American Athletic Conference's Weekly Honor Roll
- White was recognized on 11/20 after delivering a pair of solid performances in road victories against Texas A&M-Corpus Christi and UT Arlington.
- First, White dropped 18 points to go with six rebounds and five assists while propelling the squad to a 15-point come-from-behind victory over the Islanders.
- Later in the week, she added five more points to her total, hauling in six boards and dishing off six assists in a 70-66 win against the Lady Mavs.
- On the week, she swatted a shot and swiped a steal, all while averaging the most assists per game in the league at 5.50.
- Love was chosen on 11/27 after leading the Roadrunners in scoring on the week, first dropping 18 points at a .500 clip against Texas Tech.
- She then scored 12 more in a victory over Sam Houston, allowing her to average 15.0 ppg, to go along with 10 rebounds, and two assists.
- Love shot an efficient 47.6% from the field and went 8-for-9 from the charity stripe.
- Defensively, she boasted a block and swiped five steals.

IT'S A LOVE STORY

- Sidney Love has recorded double-digit scoring performances in four consecutive contests dating back to 11/15/23
- She first scored 10 points in a matchup with Texas A&M-Corpus Christi, before working a career-high 26 points against UT Arlington, dropping 18 on Texas Tech and 12 on Sam Houston
- Love is the 'Runners leading scorer, with 13.3 ppg through five games in 2023

2023-24 WOMEN'S BASKETBALL ROSTER

| # | Name | Pos | Ht | Yr. | Hometown • High School / Previous School |
|----|------------------|-----|------|----------|--|
| 0 | Elyssa Coleman | F | 6-3 | R-Jr.-2L | Houston, Texas/Atascocita HS/Texas |
| 1 | Hailey Atwood | G | 5-8 | GS.-2L | Austin, Texas/Bowie HS/Blinn CC |
| 2 | Alexis Parker | G | 5-9 | So.-1L | San Antonio, Texas/Brandeis HS |
| 3 | Emma Lucio | G | 5-9 | Fr.-HS | Edinburg, Texas / Robert Vela HS |
| 4 | Siena Guttadauro | G | 5-6 | So.-2L | San Jose, Calif./Archbishop Mitty HS |
| 5 | Madison Cockrell | G | 5-4 | So.-1L | Dallas, Texas/Bishop Lynch HS |
| 11 | Sidney Love | G | 5-8 | So.-1L | Cibolo, Texas/Steele HS |
| 12 | Aysia Proctor | G | 5-8 | Fr.-HS | Schertz, Texas / Samuel Clemens HS |
| 13 | Sarai Estupiñan | G | 5-5 | Jr.-TR | Cedar Park, Texas / St. Mary's (TX) / Tallahassee CC |
| 20 | Maya Linton | F | 6-0 | So.-1L | Duncanville, Texas/Duncanville HS |
| 21 | Cheyenne Rowe | F | 6-2 | So.-TR | Ajax, Ontatio / Bill Crothers Secondary School / JMU |
| 22 | Kyra White | G | 5-9 | Sr.-1L | Converse, Texas/Judson HS/Southern California |
| 23 | Kyleigh McGuire | F | 5-10 | Sr.-1L | Houston, Texas/Atascocita HS |
| 25 | Idara Udo | F | 6-1 | Fr.-HS | Plano, Texas / Plano East HS |
| 30 | Nissa Sam-Grant | C | 6-4 | Sr.-1L | Marietta, Ga./Wheeler HS/Panola CC |
| 32 | Jordyn Jenkins | F | 6-0 | Sr.-1L | Kent, Wash./Kentrige HS/Southern California |

UTSA RECORD WHEN...

| Category | H | R | N | O |
|---|--|--|-----|-----|
| Overall | 1-0 | 3-2 | 0-0 | 4-2 |
| Conference | 0-0 | 0-0 | 0-0 | 0-0 |
| Non-Conference | 1-0 | 3-2 | 0-0 | 4-2 |
| Top-10 Opponents | 0-0 | 0-0 | 0-0 | 0-0 |
| Top-25 Opponents | 0-0 | 0-0 | 0-0 | 0-0 |
| Receiving Votes | 0-0 | 0-0 | 0-0 | 0-0 |
| Wear White | 1-0 | 0-0 | 0-0 | 1-0 |
| Wear Orange | 0-0 | 2-0 | 0-0 | 2-0 |
| Wear Navy | 0-0 | 1-2 | 0-0 | 1-2 |
| In November | 1-0 | 3-2 | 0-0 | 4-2 |
| In December | 0-0 | 0-0 | 0-0 | 0-0 |
| In January | 0-0 | 0-0 | 0-0 | 0-0 |
| In February | 0-0 | 0-0 | 0-0 | 0-0 |
| In March | 0-0 | 0-0 | 0-0 | 0-0 |
| Lead at Half | 0-0 | 0-0 | 0-0 | 0-0 |
| Trail at Half | 1-0 | 2-2 | 0-0 | 3-2 |
| Tied at Half | 0-0 | 1-0 | 0-0 | 1-0 |
| Decided by 1-4 Points | 1-0 | 0-0 | 0-0 | 1-0 |
| Decided by 5-9 Points | 0-0 | 3-1 | 0-0 | 3-1 |
| Decided by 10+ Points | 0-0 | 0-1 | 0-0 | 0-1 |
| Scoring 80+ | 0-0 | 0-0 | 0-0 | 0-0 |
| Scoring 70-79 | 0-0 | 1-0 | 0-0 | 1-0 |
| Scoring 60-69 | 0-0 | 2-0 | 0-0 | 2-0 |
| Scoring 50-59 | 1-0 | 0-2 | 0-0 | 1-2 |
| Scoring 0-49 | 0-0 | 0-0 | 0-0 | 0-0 |
| Opp. Scoring 80+ | 0-0 | 0-0 | 0-0 | 0-0 |
| Opp. Scoring 70-79 | 0-0 | 0-0 | 0-0 | 0-0 |
| Opp. Scoring 60-69 | 0-0 | 1-1 | 0-0 | 1-1 |
| Opp. Scoring 50-59 | 1-0 | 2-1 | 0-0 | 3-1 |
| Opp. Scoring 0-49 | 0-0 | 0-0 | 0-0 | 0-0 |
| FG 50% or Higher | 0-0 | 0-0 | 0-0 | 0-0 |
| FG 40-49.9% | 0-0 | 2-1 | 0-0 | 2-1 |
| FG 39.9% or Lower | 1-0 | 1-1 | 0-0 | 2-1 |
| Opp. FG 50% or Higher | 0-0 | 0-0 | 0-0 | 0-0 |
| Opp. FG 40-49.9% | 0-0 | 1-0 | 0-0 | 1-0 |
| Opp. FG 39.9% or Lower | 1-0 | 3-2 | 0-0 | 4-2 |
| Better FG% than Opp. | 1-0 | 2-1 | 0-0 | 3-1 |
| FG% is Equal | 0-0 | 0-0 | 0-0 | 0-0 |
| Opp. Better FG% | 0-0 | 1-1 | 0-0 | 1-1 |
| FT 80% or Higher | 0-0 | 0-0 | 0-0 | 0-0 |
| FT 70-79.9% | 0-0 | 1-0 | 0-0 | 1-0 |
| FT 69.9% or Lower | 1-0 | 2-2 | 0-0 | 3-2 |
| Opp. FT 80% or Higher | 0-0 | 0-0 | 0-0 | 0-0 |
| Opp. FT 70-79.9% | 0-0 | 0-0 | 0-0 | 0-0 |
| Opp. FT 69.9% or Lower | 1-0 | 3-2 | 0-0 | 4-2 |
| Better FT% than Opp. | 0-0 | 2-0 | 0-0 | 2-0 |
| FT% is Equal | 0-0 | 0-0 | 0-0 | 0-0 |
| Opp. Better FT% | 1-0 | 1-2 | 0-0 | 2-2 |
| Outbounding Opp. | 1-0 | 3-2 | 0-0 | 4-2 |
| Rebounds are Equal | 0-0 | 0-0 | 0-0 | 0-0 |
| Outbounded by Opp. | 0-0 | 0-0 | 0-0 | 0-0 |
| More Assists than Opp. | 0-0 | 1-1 | 0-0 | 1-1 |
| Assists are Equal | 0-0 | 0-0 | 0-0 | 0-0 |
| Fewer Assists than Opp. | 1-0 | 2-1 | 0-0 | 3-1 |
| Fewer TO than Opp. | 0-0 | 1-0 | 0-0 | 1-0 |
| Turnovers are Equal | 0-0 | 0-0 | 0-0 | 0-0 |
| More TO than Opp. | 1-0 | 2-2 | 0-0 | 3-2 |
| 4+ in Double Figures | 0-0 | 0-0 | 0-0 | 0-0 |
| 3 in Double Figures | 0-0 | 2-1 | 0-0 | 2-1 |
| 2 in Double Figures | 1-0 | 1-1 | 0-0 | 2-1 |
| 1 in Double Figures | 0-0 | 0-0 | 0-0 | 0-0 |
| Bench Scores More | 0-0 | 1-2 | 0-0 | 1-2 |
| Bench Points are Equal | 1-0 | 0-0 | 0-0 | 1-0 |
| Opp. Bench Scores More | 0-0 | 2-0 | 0-0 | 2-0 |
| More Fast Break Points | 1-0 | 2-0 | 0-0 | 3-0 |
| Fast Break Points are Equal | 0-0 | 0-0 | 0-0 | 0-0 |
| Fewer Fast Break Points | 0-0 | 1-2 | 0-0 | 1-2 |
| More Points in Paint | 1-0 | 1-2 | 0-0 | 2-2 |
| Points in Paint Equal | 0-0 | 1-0 | 0-0 | 1-0 |
| Fewer Points in Paint | 0-0 | 1-0 | 0-0 | 1-0 |
| Highest Scoring Quarter | | | | |
| 1Q | | 17 / November 18, 2023 at UT Arlington | | |
| 2Q | | 15 / November 18, 2023 at UT Arlington | | |
| 3Q | | 20 / November 6, 2023 at Arizona State | | |
| 4Q | | 30 / November 25, 2023 at Sam Houston | | |
| Lowest Scoring Quarters | | | | |
| 1Q | 10 / November 17, 2023 at Texas A&M-Corpus Christi | | | |
| 2Q | 8 / November 25, 2023 at Sam Houston | | | |
| 3Q | 12 / November 25, 2023 at Sam Houston | | | |
| 4Q | 13 / November 10, 2023 vs New Mexico State | | | |
| Opponent Highest Scoring Quarters | | | | |
| 1Q | 25 / November 6, 2023 at Arizona State | | | |
| 2Q | 24 / November 6, 2023 at Arizona State | | | |
| 3Q | 16 / November 25, 2023 at Sam Houston | | | |
| 4Q | 21 / November 18, 2023 at UT Arlington | | | |
| Opponent Lowest Scoring Quarters | | | | |
| 1Q | 10 / November 18, 2023 at UT Arlington | | | |
| 2Q | 13 / November 20, 2023 at Texas Tech | | | |
| 3Q | 9 / November 10, 2023 vs New Mexico State | | | |
| 4Q | 10 / November 17, 2023 at Texas A&M-Corpus Christi | | | |
| Largest Halftime & Final Score | | | | |
| Half | 32 / November 18, 2023 at UT Arlington | | | |
| Final | 70 / November 18, 2023 at UT Arlington | | | |
| Lowest Halftime & Final Score | | | | |
| Half | 20 / November 17, 2023 at Texas A&M-Corpus Christi | | | |
| Final | 55 / November 6, 2023 at Arizona State | | | |
| Opponent Largest Halftime & Final Score | | | | |
| Half | 49 / November 6, 2023 at Arizona State | | | |
| Final | 70 / November 6, 2023 at Arizona State | | | |
| Opponent Lowest Halftime & Final Score | | | | |
| Half | 28 / November 25, 2023 at Sam Houston | | | |
| Final | 55 / November 10, 2023 vs New Mexico State | | | |

NOTES AND NEWS CONT.

OFF TO A HOT START

- UTSA opened the season going 3-1 and using wins over New Mexico State, Texas A&M-Corpus Christi, and UT Arlington to capture a three-game winning streak
- The last time the Roadrunners started the season 3-1 against NCAA Division I opponents was the 2012-13 campaign
- That squad earned wins over UTRGV, Texas A&M-Corpus Christi and Austin Peay, while falling to Wichita State en route to a 16-14 overall record with a 10-8 mark in conference play

ON THE DOUBLE

- Sophomore Maya Linton recorded UTSA's first double-double of the season on Nov. 18, 2023 against UT Arlington
- She scored a career-high 15 points to go along with 10 rebounds in a 70-66 victory over the Lady Mavs
- Teammate Elyssa Coleman represents the last Roadrunner to accomplish the feat, doing so on March 9, 2023 to the tune of 10 points and 11 rebounds against Rice.

FABULOUS FRESHMAN

- In their first week of collegiate competition, freshmen Idara Udo and Aysia Proctor delivered stellar performances
- Udo lead the AAC in rebounds per game on the first week of competition after averaging 10 rpg despite coming off the bench.
- She first scored 10 points and hauled nine boards in against Arizona State before snagging 11 rebounds in a win against New Mexico State.
- Additionally, she swiped two steals and swatter four shots, including a last-second block to secure a 58-55 victory over the Aggies.
- Proctor shot 75% from the field, scoring 21 points across the games against Arizona State and New Mexico State. In addition to her offensive success, she swiped a steal and hauled in 12 rebounds off the bench.

RUN IT BACK

- 11 Roadrunners are back in Navy and Orange, as the team graduated Queen Ulabo, Kennedy Harrell, and Deborah Nwakamma
- A star-studded cast returns with Jordyn Jenkins, Hailey Atwood, Kyra White, Sidney Love and Elyssa Coleman all slated to be back in action
- Jenkins represents the reigning C-USA Player and Newcomer of the Year, while Love was an All-Freshman team selection and Coleman an All-Defensive pick
- Rounding out the group, Atwood was crowned the C-USA Scholar Athlete of the Year and White an All-Texas Honorable Mention by Dave Campbell Texas Basketball
- Other returnees include sophomores Alexis Parker, Siena Guttadauro, Madison Cockrell, and Maya Linton, along with seniors Kyleigh McGuire and Nissa Sam-Grant

ALL ABOARD THE ASTON EXPRESS

- Five newcomers inked with UTSA ahead of the 2023-24 season; two entering the Alamo City via the portal and three true freshmen
- Notably, sophomore Cheyenne Rowe transferred in from James Madison where she was crowned Sun Belt Champion after appearing in 16 games for the Dukes.
- Also transferring into UTSA, junior Sarai Estupiñan has spent time with both St. Mary's (TX) and Tallahassee CC
- Guards Emma Lucio and Aysia Proctor joins as well, along with forward Idara Udo

INTO THE AMERICAN

- The Roadrunners are set to embark on their inaugural season as a member of the American Athletic Conference
- UTSA went 44-107 in the C-USA era, and last won a championship as a member of the Southland
- The 'Runners were the 2002-03 SLC Regular Season Champs, and won the league again in 2008-09
- The program has won two SLC Tournaments in its history, punching its ticket to the NCAA Tournament in 2008 and 2009

FAST FACTS

#0 - ELYSSA COLEMAN

- 2022-23 C-USA All-Defensive Team selection...appeared in 32 games with 30 starts...averaged 9.3 ppg at a 44.6% shooting clip...logged 26.8 MPG, collecting 6.6 RPG and 57 blocks
- 2021-22: Played in 30 games with 18 starts...averaged 7.9 ppg and 4.9 rpg...led the team in field goals made (99) and blocked shots (38)...named C-USA Freshman of the Week on Nov. 21
- Transferred from the University of Texas...did not play due to injury...part of the Elite Eight team of 2021...in high school, ranked No. 12 forward in the class of 2020, according to ESPNW...played in 132 games and averaged 10.8 points, 8.1 rebounds, 2.1 blocks and 1.1 steals per game...named to the TABC Class 6A All-State Team and the District 22-6A Most Valuable Player in 2020
- Born on Feb. 27, 2002...daughter of Lorna and Quintin Coleman...has one brother, Jacody who played football at Iowa and Lamar...Pursuing a degree in sociology

#1 - HAILEY ATWOOD

- 2022-23: Was named the 2022-23 C-USA Scholar Athlete of the Year...C-USA All-Academic selection...2022-23 Teammate of the Year by Team IMPACT...appeared in 31 games with 20 starts...averaged 21.9 mpg, 4.1 ppg, 3.2 rpg, and 1.2 apg...shot 40.1% from the field
- 2021-22: Played in 27 games with 12 starts...averaged 3.4 points and 4.3 rebounds per game
- Transferred from Blinn College...played in 24 games as a sophomore, with 18.5 points, 7.0 rebounds and 2.7 assists per game...as a freshman earned NJCAA Academic All-America honors...attended Bowie High School
- Born on Dec. 27, 2000...daughter of Jennifer Atwood...has two brother, Trey Thomson and Carter Lewis...has two sisters, Avery and Aubrey Lewis

#2 - ALEXIS PARKER

- 2022-23: Participated in 21 games, averaging 12.7 MPG...posted 43 points at a 38.1% clip...hailed in 27 rebounds, dishing out 14 assists and swiping 10 steals
- Played four years at Brandeis High School...helped the Broncos to three playoff runs, including a fifth-round playoff appearance her sophomore season...three-time first-team all-academic honoree, three-time first-team all-district honoree, first-team all-area member and earned all-state accolades
- Born on Sept. 15, 2003...daughter of Cedrick and Jessica...sister of Cedrick Jr. and London...pursuing a degree in kinesiology, with a minor in biology

#3 - EMMA LUCIO

- Joins the Roadrunners from Robert Vela High School in Edinburg, Texas...named the District Newcomer of the Year, Second Team All-District, and Third Team All-Valley as a freshman...earned First Team All-District and Second Team All-Valley during her sophomore year...named Co-Offensive Player of the Year, First Team All-District, All-Valley Defensive Team, All State Team, and All-City MVP as a junior...two-time district champion
- Daughter of Jessica Ann Lucio and Sergio Lucio Sr...six brothers, Stephen, Charles, Edgar, Eric, Jason, and Sergio Jr...two sisters, Korina and Allison...pursuing a degree in kinesiology with the goal to build her own fitness organization

#4 - SIENA GUTTADAURO

- 2022-23: Logged three starts and 24 appearances in her inaugural season, averaging 12.3 MPG...scored 52 points with 18 assists and 29 rebounds
- Clubbed with the San Jose Cagers, a premier organization that dons a 90 percent winning percentage...helped the Archbishop Mity Monarchs to three WCAL Championships and two CIF Championships...2022 state runners-up...part of the 2020 Northern California Championship team...made 2020 State Finals but the game was canceled due to the COVID-19 pandemic
- Born on Oct. 26, 2003...daughter of Joe and Rosella Guttadauro...has three brothers, Joey, Anthony and Dominic...father played soccer at Santa Clara and brother played football at Linfield...majoring in communications with the goal of becoming a sports broadcaster

#5 - MADISON COCKRELL

- 2022-23: Sixteen appearances with two starts...averaged 11.1 MPG with 3.3 PPG and 1.5 RPG...shot 39.1% from the field, including 33.3% from beyond the arc
- Four-year letter winner in high school, three of which at Bishop Lynch HS under coach Andy Zhilman...received District Defensive Player of the Year during her junior campaign...named First Team All-State in 2021 and All Tournament at the 2021 State Tournament where she helped the Friars to a state championship
- Born on Sept. 8, 2003...daughter of Milton and Daphne Cockrell...has one brother, Dylan...father played football at OSU and her mother played basketball and ran track at Southwestern Christian College...pursuing a degree in criminology with plans to attend law school

#11 - SIDNEY LOVE

- 2022-23: C-USA All-Freshman Team selection...25 games played and 20 starts with 29.5 MPG...logged a team-high 29 three-pointers...shot 42.8% from the field, including 37.0% from beyond the arc...dished out 58 assists...15 double-digit scoring games
- In high school was named named the 2022 Co-District MVP, a McDonald's All-American nominee and the Express-News Player of the Week all in her senior season...four-time academic all-district recipient, named District Defensive MVP her junior year, earned TGCA All-Star accolades and first-team all-district...helped the team become 2020 District Champions and Co-District Champions in 2021
- Born on Sept. 11, 2003...daughter of Kevin and Andrea Love...has two brothers, Kijana and Langston, and two sisters, Endaisia and Camille...her father played football for Texas A&M, her sisters, Endaisia and Camille, played soccer at Trinity and St. Mary's, respectively, and her brothers, Kijana and Langston played basketball at New Hampshire and Baylor...pursuing a degree in business management

#12 - AYSIA PROCTOR

- A local product from Samuel Clemens High School, Proctor was named to the All District First Team as a freshman in 2020...earned Texas Girls Coaches' Association All-State honors and Texas Association of Basketball Coaches All-Region honors in 2021...named to the 2021-22 UIL Girls All-Region Team...named to the All-District First Team in 2022
- Daughter of Bobby and Angela Proctor...father played basketball at the University of Colorado-Colorado Springs pursuing a degree in cyber security

#13 - SARAI ESTUPIÑAN

- Began her collegiate career at St. Mary's where she played in 10 games across the 2021-22 season...She averaged 2.6 ppg for the Rattlers, collecting eight steals and eight rebounds in 14.1 mpg...Estupiñan then transferred to Tallahassee CC where she was named Second-Team All-Panhandle Conference for her performance in the 2022-23 campaign...led TCC in scoring with 13.0 ppg, shooting 33.6% from the field
- Was a two-time First-Team All-District selection and named to the All-State Tournament team for Cedar Park High School...Helped the team win the 5A State Championship also earning Academic All-District honors along the way

#20 - MAYA LINTON

- 2022-23: Appeared in 27 games with 15.7 MPG...averaged 2.3 PPG, sinking shots at a 40.3% clip...hailed in 3.5 RPG
- Four-year letter winner at Duncanville High School...helped the Panthers to a Bi-District and area title...part of the Drive Nation 17U EYBL club team...received Defensive Player of the Year honors...awarded Second Team All-District and All-District Academic honors
- Daughter of Rose Fiomì...four sisters, Malia and McKenna Linton, Miranda Pohlman and Michaela Martinez...majoring in business

#21 - CHEYENNE ROWE

- Transfer from James Madison, Rowe appeared in 16 games as a freshman in the 2022-23 season...As a Duke, she averaged nine minutes and two points per game...She helped lead the team to a successful 26-8 season, winning the Sun Belt Tournament to earn an automatic bid into the NCAA Tournament
- A native of Ajax, Ontario, she played for the Canada U18 National Team at the 2022 FIBA Women's Americas where she won a silver medal...high school career included the 2019 Biosteel Girls Future MVP and Biosteel 2022 Team member...She represented Team Ontario in their U14 and U15 teams from 2017-19...Rowe was named First Team All-Star in U17 Canadian National Championships in 2019...She was also selected for Canadian National Assessment Camp.
- Rowe is the daughter of Waine Rowe and Hilary Chung-Rowe and has one sister, Ciara.

#22 - KYRA WHITE

- 2022-23: Named All-Texas Honorable Mention by Dave Campbell's Texas Basketball...started 28 games for the Roadrunners, averaging 33.2 MPG...led the team with 142 assists and 4.5 APG, the second-most in C-USA...third-most steals (24), blocks (27) and rebounds (160) on the team...averaged 7.9 PPG, shooting 33.7% from the field
- Transferred from the University of Southern California where she played the last three seasons...played in 77 games with 22 starts...scored 138 points, averaging 1.8 per game...also posted 131 rebounds, 49 steals, 25 blocks and 127 assists...a Converse Judson HS graduate where she was named the league MVP as a senior...was a three-time all-state first team honoree, selected 2016 league newcomer of the year and won the 2019 6A state championship...at Judson
- Born on Nov. 30, 2000...daughter of Christopher and Jennifer White...has two brothers, Jarehn and Isaac, and one sister, Cierra...her mother played softball at Texas Tech and her father played football at Texas A&M Commerce and in the Arena Football League for Houston in 2001. Also, her grandfather Rudy White played in the NBA for the Houston Rockets and Seattle Supersonics.

#23 - KYLEIGH MCGUIRE

- 2022-23: Appeared in 21 games averaging 4.4 MPG...scored 15 points with four assists, two blocks and a steal...shot 50% from the field
- 2021-22: Played in two games...named to the Conference USA Commissioner's Honor Roll.
- Named the 2020 District 22-6A Defensive Player of the Year, 2019 Offensive Player of the Year and the 2018 Most Improved Player at Atascocita HS
- Born on Nov. 12, 2001...daughter of Elisabeth Rasheed and Rasheed McGuire...one four brothers, Rasheed Jr., Angel, Christopher and Isaiah...also has two sisters, Kemaini and Jordyn...her stepdad ran track at TCU...biology major.

#23 - IDARA UDO

- Joins the UTSA family from Plano East High School...helped lead the Panthers to district championships in her sophomore and junior years...named Second Team All-District as a freshman and earned First Team honors her sophomore, junior, and senior year...named the Defensive Player of the Year as a sophomore and senior
- Daughter of Ituru Inim and Efrung Udo, one brother, Emem Udo and one sister Sema Udu...studying nursing

#23 - NISSA SAM-GRANT

- 2022-23: Did not appear
- Transferred from Panola College...previous played at Arkansas-Pine Bluff for two seasons...with the Golden Lions, Sam-Grant averaged 2.8 points, 4.6 rebounds and 1.6 blocks per game where she led the team in blocks and finished in the top four in the SWAC as a freshman...with the Ponies, the Toronto, Canada, native averaged 4.0 points, 5.0 rebounds and 1.8 blocks per game.
- Born on Nov. 30, 1999...daughter of Nigel Grant and Lisa Sam...three brothers, Tremaine, J'uel, and Kamal, one sister J'nae...majoring in multidisciplinary Studies

#23 - JORDYN JENKINS

- 2022-23: Conference USA Player of the Year...C-USA Newcomer of the Year...First-Team All-Conference...Became the third player in C-USA history to win all three awards and the first in 10 years...First Roadrunner to earn C-USA Player of the Year, also the first UTSA student-athlete to win four C-USA Player of the Week honors in a single season...awarded All-Texas First-Team by Dave Campbell's Texas Basketball...led the league with 659 points averaging 20.6 PPG at a 49.3% clip...659 points scored serves as the UTSA school record...79.0% free throw shooter...7.5 RPG and 1.3 SPG...posted nine double-doubles...career-high 40 points on Feb. 20 against North Texas, cementing a trilling 68-67 overtime victory on 12-for-20 shooting and a 13-for-16 performance at the charity stripe
- Transferred from the University of Southern California where she played for the last two seasons...played in 41 games with 35 starts after missing eight games during her debut season due to injury...scored 478 points, leading USC in scoring in the 2021-22 season with 384...also posted 236 rebounds, 36 steals, 31 blocks and 41 assists...as a sophomore in 2021-22, Jenkins starred for the Trojans, earning All Pac-12 honors and was tabbed Pac-12 Co-Most Improved Player after averaging a team-leading 14.8 points, 6.7 rebounds and 1.5 assists per game
- Kentridge High School graduate where she was a three-time all-state first-team honoree...helped her team to a 2017 state championship title and was a two-time league MVP...averaged 21.9 points and 9.2 rebounds in her junior season
- Born on Jan. 16, 2002...daughter of Alan and Joya Jenkins...sister of Alan Jenkins III and Taylor...studying multidisciplinary studies

SUPERLATIVES

2023-24 DOUBLE-DOUBLE TRACKER

| Date / Opp. | Who | Stat |
|-------------------------|--------|-------------------------|
| Nov. 18 at UT Arlington | Linton | 15 Points / 10 Rebounds |

2023-24 DOUBLE-DIGIT POINTS

| Date / Opp. | Who | Stat |
|-------------------------|----------------------|-----------|
| Nov. 6 at Arizona State | Udo | 10 Points |
| Nov. 6 at Arizona State | Linton | 10 Points |
| Nov. 10 vs NM State | Proctor | 19 Points |
| Nov. 10 vs NM State | White | 13 Points |
| Nov. 15 at TAMUCC | White ² | 18 Points |
| Nov. 15 at TAMUCC | Coleman | 14 Points |
| Nov. 15 at TAMUCC | Love | 10 Points |
| Nov. 18 at UT Arlington | Love ² | 26 Points |
| Nov. 18 at UT Arlington | Linton ² | 15 Points |
| Nov. 20 at Texas Tech | Love ³ | 18 Points |
| Nov. 20 at Texas Tech | White ³ | 13 Points |
| Nov. 20 at Texas Tech | Proctor ² | 10 Points |
| Nov. 24 at Sam Houston | Coleman ² | 17 Points |
| Nov. 24 at Sam Houston | White ⁴ | 14 Points |
| Nov. 24 at Sam Houston | Love ⁴ | 12 Points |

2023-24 DOUBLE-DIGIT REBOUNDS

| Date / Opp. | Who | Stat |
|-------------------------|--------|-------------|
| Nov. 10 vs NM State | Udo | 11 Rebounds |
| Nov. 18 at UT Arlington | Linton | 10 Rebounds |

2023-24 DOUBLE-DIGIT ASSISTS

| Date / Opp. | Who | Stat |
|-------------|-----|------|
| --- | --- | --- |

GAME-BY-GAME STARTERS

| NOVEMBER | | 1 | 2 | 3 | 4 | 5 |
|---------------------|----------------------|------|---------|-------|--------|---------|
| 6 | AT ARIZONA STATE | LOVE | ATWOOD | WHITE | LINTON | COLEMAN |
| 10 | NEW MEXICO STATE | LOVE | ATWOOD | WHITE | LINTON | COLEMAN |
| 15 | AT TAMUCC | LOVE | PARKER | WHITE | UDO | COLEMAN |
| 18 | AT UT ARLINGTON | LOVE | PARKER | WHITE | LINTON | COLEMAN |
| 20 | AT TEXAS TECH | LOVE | PARKER | WHITE | LINTON | COLEMAN |
| 25 | AT SAM HOUSTON STATE | LOVE | PROCTOR | WHITE | LINTON | COLEMAN |
| 30 | TEXAS STATE | --- | --- | --- | --- | --- |
| DECEMBER | | 1 | 2 | 3 | 4 | 5 |
| 3 | UTEP | --- | --- | --- | --- | --- |
| 14 | HOUSTON | --- | --- | --- | --- | --- |
| 17 | AT OREGON | --- | --- | --- | --- | --- |
| 19 | AT SEATTLE | --- | --- | --- | --- | --- |
| 30 | AT TEMPLE * | --- | --- | --- | --- | --- |
| JANUARY | | 1 | 2 | 3 | 4 | 5 |
| 2 | AT EAST CAROLINA * | --- | --- | --- | --- | --- |
| 6 | WICHITA STATE * | --- | --- | --- | --- | --- |
| 10 | AT FAU * | --- | --- | --- | --- | --- |
| 14 | CHARLOTTE * | --- | --- | --- | --- | --- |
| 16 | USF * | --- | --- | --- | --- | --- |
| 21 | AT UAB * | --- | --- | --- | --- | --- |
| 27 | AT SMU * | --- | --- | --- | --- | --- |
| 31 | NORTH TEXAS * | --- | --- | --- | --- | --- |
| FEBRUARY | | 1 | 2 | 3 | 4 | 5 |
| 4 | TULANE * | --- | --- | --- | --- | --- |
| 11 | UAB * | --- | --- | --- | --- | --- |
| 14 | AT TULSA * | --- | --- | --- | --- | --- |
| 18 | AT NORTH TEXAS * | --- | --- | --- | --- | --- |
| 22 | TEMPLE * | --- | --- | --- | --- | --- |
| 25 | FAU * | --- | --- | --- | --- | --- |
| 28 | AT MEMPHIS * | --- | --- | --- | --- | --- |
| MARCH | | 1 | 2 | 3 | 4 | 5 |
| 2 | AT WICHITA STATE * | --- | --- | --- | --- | --- |
| BREAKDOWN | | 1 | 2 | 3 | 4 | 5 |
| #0 Elyssa Coleman | --- | --- | --- | --- | --- | 6 |
| #1 Hailey Atwood | --- | 2 | --- | --- | --- | --- |
| #2 Alexis Parker | --- | 3 | --- | --- | --- | --- |
| #3 Emma Lucio | --- | --- | --- | --- | --- | --- |
| #4 Siena Guttadauro | --- | --- | --- | --- | --- | --- |
| #5 Madison Cockrell | --- | --- | --- | --- | --- | --- |
| #11 Sidney Love | 6 | --- | --- | --- | --- | --- |
| #12 Aysia Proctor | --- | 1 | --- | --- | --- | --- |
| #13 Sarai Estupiñan | --- | --- | --- | --- | --- | --- |
| #20 Maya Linton | --- | --- | --- | --- | 5 | --- |
| #21 Cheyenne Rowe | --- | --- | --- | --- | --- | --- |
| #22 Kyra White | --- | --- | 6 | --- | --- | --- |
| #23 Kyleigh McGuire | --- | --- | --- | --- | --- | --- |
| #25 Idara Udo | --- | --- | --- | --- | 1 | --- |
| #30 Nissa Sam-Grant | --- | --- | --- | --- | --- | --- |
| #32 Jordyn Jenkins | --- | --- | --- | --- | --- | --- |

THE LAST TIME...

TEAM

PLAYED A RANKED TEAM

vs No. 21 Middle Tennessee (W, 58-53) - 2/4/23

BEAT A RANKED TEAM

vs No. 21 Middle Tennessee (W, 58-53) - 2/4/23

LOST TO A RANKED TEAM AT HOME

at No. 23 Texas A&M (L, 51-77) - 12/20/21

LOST TO A RANKED TEAM ON THE ROAD

at No. 23 Texas A&M (L, 51-77) - 12/20/21

PLAYED AN OVERTIME GAME

at Texas A&M-Corpus Christi (W, 66-59) - 11/15/23

PLAYED A DOUBLE-OVERTIME GAME

vs Nicholls (W, 73-63) - 2/19/11

PLAYED A TRIPLE-OVERTIME GAME

vs FIU (L, 103-107) - 2/6/21

SCORED 100+ POINTS

UTSA: 103, vs FIU - 2/6/21

Opp: 107, vs FIU - 2/6/21

SCORED 90+ POINTS

UTSA: 97 vs Sul Ross State (W, 97-47) - 11/10/17

Opp: 93 at Houston (L, 89-93) - 12/19/22

SCORED LESS THAN 50 POINTS

UTSA: 48, at FIU - 1/21/23

Opp: 37, vs Sul Ross State - 11/25/20

SHOT 50+ PERCENT FROM THE FIELD

UTSA: 50.9% (29-67), at Louisiana Tech- 1/28/23

Opp: 56.1% (32-57), at Florida Atlantic - 2/13/21

SHOT LESS THAN 40 PERCENT FROM THE FIELD

UTSA: 37.5% (24-64), at Texas A&M-Corpus Christi- 11/15/23

Opp: 33.8% (21-62), at Texas Tech- 11/20/23

SHOT LESS THAN 30 PERCENT FROM THE FIELD

UTSA: 28.8% (17-59), at FIU - 1/21/23

Opp: 24.6% (17-69), at Sam Houston - 11/25/23

WON BY 20+ POINTS

UTSA: (21) (80-59), at Charlotte - 3/2/23

Opp: (27) (52-79), at UTEP - 2/11/23

WON BY 35+ POINTS

UTSA: (43) (80-37), vs Sul Ross State - 11/25/20

Opp: (39) (41-80), at Middle Tennessee - 1/5/23

HAD 2+ 20-POINT SCORERS

UTSA: Jordyn Jenkins (25) & Sidney Love (22), at Charlotte

- 3/2/23

Opp: Maya Bokunewicz (26) & Ashlee Austin (21), at Rice -

3/5/22

FORCED 30+ TURNOVERS

UTSA: 30, vs Concordia Texas - 11/6/19

Opp: 31, at Texas Tech- 11/20/23

PLAYER

SCORED 40+ POINTS

UTSA: 40, Jordyn Jenkins, at North Texas - 2/20/237

Opp: 43, Keila Shelton, vs Louisiana Tech - 2/7/13

SCORED 30+ POINTS

UTSA: 33, Jordyn Jenkins, vs FIU - 2/25/23

Opp: 31, Acacia Hayes, at Western Kentucky - 1/7/23

RECORDED A TRIPLE-DOUBLE

UTSA: Monica Gibbs (19 pts, 11 reb, 11 ast), at Texas

A&M-Corpus Christi

Opp: N/A

ONE PLAYER RECORDED A DOUBLE-DOUBLE

UTSA: Maya Linton (15 points & 10 rebounds), at UT Arlington

- 11/18/2023

Opp: Avery Brittingham (13 points & 10 rebounds) at UT

Arlington - 11/19/2023

TWO PLAYERS RECORDED A DOUBLE-DOUBLE

UTSA: Yuliyana Valcheva (25 pts & 15 reb) & Kyleigh McGuire

(12 pts & 13 reb), vs FIU - 2/6/21

Opp: Janeta Rozentale (17 pts & 10 reb) & Iggy Allen (23 pts &

16 reb), at Florida Atlantic - 2/12/21

RECORDED 20+ REBOUNDS

UTSA: 23, Anika Anderson, vs Sam Houston State - 2/21/09

Opp: 20, Briana Wright, vs FIU - 2/13/16

RECORDED 15+ REBOUNDS

UTSA: 15, Yuliyana Valcheva, vs FIU - 2/6/21

Opp: 16, Zakyia Weathersby, UAB - 1/1/22

TWO OR MORE PLAYERS RECORDED DOUBLE-DIGIT REBOUNDS

UTSA: Jordyn Jenkins (16) & Kyra White (13), vs No. 21 Middle

Tennessee - 2/4/23

Opp: Iggy Allen (10) & Brianna Jackson (12), Old Dominion -

1/13/21

RECORDED 20+ POINTS & 20+ REBOUNDS

UTSA: Ashleigh Franklin (22 pts, 22 reb), at Sam Houston

State - 2/20/10

Opp: Jessica Kuster (21 pts, 21 reb), vs Rice - 12/20/11

RECORDED 10+ ASSISTS

UTSA: 10, Karrington Donald, vs Rice - 1/2/21

Opp: 11, Courtney Blakely, at Middle Tennessee - 1/5/23

MADE 8+ 3-POINTERS

UTSA: 8, Terrie Davis, vs Lamar - 1/12/08

Opp: N/A

MADE 7+ 3-POINTERS

UTSA: 7, Ashley Spatletta, vs UT Arlington - 2/9/13

Opp: 7, Katelyn Crosthwait, at Rice - 1/16/23

MADE 6+ 3-POINTERS

UTSA: 6, Carlie Heineman, vs Old Dominion - 1/13/18

Opp: 6, Courtney Whitson, Middle Tennessee - 12/30/21

MADE 15+ FREE THROWS

UTSA: 15, Mikayla Woods, vs Sam Houston State - 12/8/19

Opp: 18, Jennie Simms, at Old Dominion - 2/27/16

MADE 10+ FREE THROWS

UTSA: 10, Jordyn Jenkins, vs Rice -3/9/23

Opp: 11, Destiny Thurman, at UTEP - 1/23/22

RECORDED 5+ BLOCKS

UTSA: 6, Elyssa Coleman, at FIU - 1/21/23

Opp: 5, Tommissha Lampkin, North Texas - 2/5/22

RECORDED 5+ STEALS

UTSA: 5, Kyra White, vs Rice - 3/9/23

Opp: 5, Maria Torres, at FIU - 1/27/22

PLAYED EVERY MINUTE (REGULATIONS)

UTSA: Karrington Donald, at Southern Miss - 1/23/21

Opp: Jamaria Williams, at Florida Atlantic - 2/9/19

TWO PLAYERS PLAYED EVERY MINUTE (REGULATION)

UTSA: Chrystal Chidomere & Loryn Goodwin, vs Rice - 2/16/16

Opp: Courtney Blakely & Jalynn Gregory, at Middle Tennessee

- 1/5/23

PLAYED EVERY MINUTE (+OT)

UTSA: Monica Gibbs, vs Baylor - 3/22/09

Opp: Destinee Rogers, at Central Arkansas - 2/11/09

PLAYED EVERY MINUTE (+2OT)

UTSA: Ashleigh Franklin, vs Nicholls - 2/19/11

Opp: Ricshanda Bickham & KK Babin, vs Nicholls - 2/19/11

FOULED OUT

UTSA: Elyssa Coleman, at Sam Houston- 11/29/23

Opp: Gia Adams, at UT Arlington - 11/18/23

TWO OR MORE PLAYERS FOULED OUT

UTSA: Sidney Love & Idara Udo, at Texas Tech- 11/20/23

Opp: Tommisha Lampkin & Aniyah Johnson, at North Texas

- 1/26/23

5 OR MORE PLAYERS SCORED IN DOUBLE DIGITS

UTSA: Jordyn Jenkins (14), Elyssa Coleman (13), Hailey

Atwood (12), Kyra White (11), Deborah Nwakamma (11), vs

WKU - 2/2/23

Opp: Eric Wilson (22), Sabine Lipe (13), Elina Arike (12), Avery

Crouse (11), Jazion Jackson (10), at UTEP - 2/11/23

NO ONE SCORED IN DOUBLE DIGITS

UTSA: at Florida Atlantic - 1/29/22

Opp: vs Texas A&M-Kingsville - 11/16/16

INTRODUCING HEAD COACH KAREN ASTON



Head Coach

Karen Aston
Third Season
309-190 (24-44 UTSA)

X @CoachKarena

Karen Aston, former head coach at Texas, North Texas and Charlotte, was named the 10th head coach in program history on March 29, 2021.

Throughout her first two seasons at UTSA, Aston has compiled a 20-42 record, going 7-23 (3-14, C-USA) in her inaugural year before collecting a 58-57 overtime win over UTEP at the league's postseason tournament.

She then led the 'Runners to a 13-19 (9-1, C-USA) campaign in the 2022-23. Her squad opened up the C-USA tournament with a thrilling 69-68 win over No. 11 seed Florida Atlantic, before besting No. 3 seed Rice 62-54 to advance to the leagues semifinals where they fell to No. 2 seed Western Kentucky.

Jordyn Jenkins had a fantastic season under Aston's tutelage, taking home 2022-23 C-USA Player of the Year, Newcomer of the Year, and First-Team All-C-USA.

Aston has been consistently recognized as one of the top coaches in the nation. She was one of four finalists for the Naismith Women's College Coach of the Year award in 2017 and was one of 10 semifinalists for the honor in 2018. Aston also earned Big 12 Coach of the Year accolades in 2017.

Aston has a career record of 305-188 [.618] which includes head coaching positions at Charlotte, North Texas and Texas. In her 13 seasons as a head coach, Aston's teams have averaged 22 wins per year and have made a combined 10 postseason appearances.

At the University of Texas, Aston led the Longhorns to a 184-83 [.689] record in eight seasons. In her final seven seasons combined at Texas, Aston's teams averaged 24.6 wins per year, making six NCAA Tournament appearances. From 2015-18, her squads made four consecutive NCAA Sweet 16 showings, marking the first time that had been accomplished at Texas since 1990. Aston also directed the 2015-16 Longhorns to the program's first NCAA Elite Eight appearance since 2003.

Aston, who also spent eight years as an assistant and associate head coach at Texas for Naismith Hall of Fame head coach Jody Conradt, stands as Texas' second-winningest coach all-time behind Conradt's 783 victories.

Three of Aston's Texas players [Nneka Enemkpali, Imani McGee-Stafford and Ariel Atkins] were drafted by WNBA teams with McGee-Stafford [10th] and Atkins [7th] being selected as first-round picks. As a starter, Atkins helped lead the Washington Mystics to the 2019 WNBA Championship and has earned WNBA All-Defensive Team honors in each of her two seasons.

Defense has been a staple of Aston's teams her entire coaching career. Each of her eight teams at Texas ranked in the top-25 nationally in rebounding margin, including three years in the top-five. Her 2017-18 and 2018-19 teams ranked third in the NCAA in rebounding margin. Four of the top-eight single-season team rebounding averages in Texas history came during Aston's tenure, as did five of the top-nine best seasons in field-goal percentage defense.

Aston's prowess as one of the nation's best recruiters is also well known. Five of the classes she recruited to Texas were ranked among the top-11 in the nation according to ESPN.com, including three top-five classes. Recruits Charli Collier and Joyner Holmes were both No. 2 prospects according to ESPN and were listed as the nation's top recruits by some services. Aston brought 14 McDonalds All-Americans to Texas during her eight seasons.

In a season shortened due to COVID-19, the 2019-20 Longhorns posted a 19-11 overall record and finished third in the Big 12 Conference. A season that began with off-season injuries to a number of key contributors featured some impressive accomplishments. Texas defeated three Associated Press Top-25 teams, including knocking off No. 1 Stanford, which marked the program's first win against an AP No. 1 squad since 2004. The Longhorns also won at No. 17 and previously undefeated Tennessee, and earned a road victory against No. 25 TCU. Texas led the nation in double-doubles during the 2019-20 campaign with 31.

Aston mentored Collier, a sophomore center, to First-Team All-Big 12 Conference honors, as she was one of only six players in the league to average a double-double. Collier became the first player in program history to average more than seven defensive rebounds per game in a single season. Freshman guard Celeste Taylor was a Big 12 All-Freshman Team selection and earned three Big 12 Freshman of the Week accolades.

In 2018-19, Aston led Texas to a 23-10 overall record and a third-place showing in the Big 12 Conference with a 12-6 overall mark. The Longhorns advanced to the semifinals of the Big 12 Conference Tournament for the sixth consecutive year. It marked the sixth year in a row that the Longhorns had won 20 or more games.

Under Aston's tutelage, junior point guard Sug Sutton earned First-Team All-Big 12 Conference honors in 2018-19 and was named to the Big 12 All-Tournament Team. She led the Longhorns in scoring [12.7 points per game], assists per game [5.4] and steals per game [1.3]. Sutton scored in double figures 23 times, including four 20-point performances, and her 178 assists on the year marked the seventh-most in a single-season in school history. She was the conference's best all-around point guard as a junior.

In 2017-18, Aston led the Longhorns to a 28-7 overall record and a second-place finish in the Big 12 Conference with a 15-3 overall mark. Texas advanced to the championship game of the Big 12 Conference Tournament for the third time in four years. It marked the fourth year in a row that the Longhorns had won 24 or more games.

For the third time in four seasons, Aston had one of her players selected in the WNBA Draft in 2018. Atkins was chosen with the No. 7 pick by the Washington Mystics, making her the third-highest draft pick in Texas history.

INTRODUCING HEAD COACH KAREN ASTON

The Aston File

HEAD COACHING EXPERIENCE

2021- Present: Head Coach, UTSA
2012-2020: Head Coach, Texas
2011-12: Head Coach, North Texas
2007-11: Head Coach, Charlotte
2006-07: Associate Head Coach, Baylor
2000-06: Associate Head Coach, Texas
1998-00: Assistant Coach, Texas
1996-98: Assistant Coach, North Texas
1994-96: Assistant Coach, Baylor
1993-94: Head Coach, Fort Smith Northside (HS)
1988-93: Head Coach, Vilonia High School

COLLEGIATE HEAD COACHING RECORD

Overall: 309-190 (.620)
UTSA: 24-44 (.348)

Under Aston's direction, Atkins and fellow senior Brooke McCarty concluded their decorated Texas careers in 2017-18. It marked the end of an impressive four-year span that saw the Longhorns post a 108-32 [.771] overall record, four NCAA Tournament appearances, four NCAA Sweet 16 appearances, one NCAA Elite Eight appearance and three Big 12 Conference second-place finishes. Aston was a semifinalist for the Naismith Coach of the Year award.

Aston was named the Big 12 Conference Coach of the Year in 2016-17, as the Longhorns swept the league's annual honors. McCarty was named the Big 12 Player of the Year, Brianna Taylor was selected as the Big 12 Defensive Player of the Year and Holmes earned Big 12 Freshman of the Year accolades. Aston was one of four finalists nationally for the Naismith Coach of the Year honor.

The Longhorns recorded a 25-9 overall record during the 2016-17 campaign. Texas strung together a 19-game winning streak during the course of the season, which ranks tied for the 10th-longest spree in program history. With a rigorous slate that featured 14 top-25 opponents, the Longhorns recorded seven victories against ranked foes. Texas won 14 consecutive games to start Big 12 Conference play, which marked the best start to the Big 12 schedule in school history. The Longhorns charted a 15-3 record in Big 12 play to finish second in the conference for the second consecutive year.

In 2015-16, Aston led Texas to an historic season. The Longhorns posted a 31-5 overall record, which marked the school's most victories since the 1987-88 season, and tied the school record for most Big 12 Conference wins [15] in a single season. Texas hosted the NCAA First and Second Rounds for the first time since 2010 and advanced to the NCAA Elite Eight for the first time since 2003. The Longhorns opened the year with a 16-0 record, marking the third-best start in program history.

McGee-Stafford, a senior center, was named an honorable mention All-America selection from both the Associated Press and the Women's Basketball Coaches Association in 2015-16, and became the first player in program history to reach the combined milestone of 1,000 career points, 1,000 career rebounds and 200 career blocks. McGee-Stafford

was the fourth player in school history to be drafted in the first round of the WNBA Draft, going to the Chicago Sky with the 10th overall pick.

The 2014-15 Longhorns began the season on a 13-game winning streak and capped the year with a run to the NCAA Sweet 16. Texas finished with a 24-11 overall record and advanced to the championship game of the Big 12 Tournament for the first time since 2004. The Longhorns won nine of their last 12 games and posted what were then their most wins in more than a decade. Enemkpali was selected by the Seattle Storm in the third round of the 2015 WNBA Draft.

In 2013-14, Texas began a steady incline that included five wins against ranked opponents, a third-place finish in the Big 12 standings, a 10-win improvement from the previous season, and winning a game in the NCAA Tournament for the first time since 2008. UT's tie for third place in the Big 12 was its highest league finish since 2005.

Aston returned to the Forty Acres in 2012 after five years of experience reviving the women's basketball programs at the University of North Carolina at Charlotte and the University of North Texas.

Aston tripled the Mean Green's victory total in one season, as UNT went 15-16 during the 2011-12 season under her direction after winning just five games the previous year. At Charlotte, Aston led the program to record-breaking heights, with 86 victories in four seasons, including a school-record 27 wins in 2010-11.

Aston led the 49ers to four consecutive postseason appearances and the 2009 Atlantic 10 Tournament Championship en route to the school's second ever NCAA Tournament appearance. In her final season at Charlotte, Aston's squad advanced to the WNIT Final Four.

While on Conradt's Texas staff from 1998-2006, Aston helped the Longhorns post a 173-83 [.676] record during that span, with seven NCAA Tournament appearances, two trips to the Sweet 16 and a march to the 2003 Final Four. The Longhorns also captured the 2003 Big 12 regular-season and tournament titles, and UT shared the 2004 Big 12 regular-season title. Aston was promoted from assistant coach to associate head coach in July of 2000 after serving as an assistant coach for two seasons.

During her time as an assistant on the Forty Acres, Aston spearheaded the signing of 25 nationally-recognized recruits, including seven McDonald's High School All-Americans and seven WBCA/Nike All-Americans. Two of those high school All-Americans - Tiffany Jackson and Erika Arriaran - were named National High School Players of the Year. All eight of the recruiting classes Aston attracted were nationally ranked, including the No. 1 class in the nation in 2005-06.

Aston first came to Austin in 1998 from the University of North Texas, where she served as an assistant coach for two seasons [1996-98]. Prior to joining the North Texas staff, Aston was an assistant coach at Baylor for two seasons [1994-96].

Following Aston's initial stint on the Forty Acres, she was named associate head coach at Baylor during the 2006-07 season. With Aston on board, the Lady Bears won 26 games and reached the second round of the NCAA Tournament.

INTRODUCING HEAD COACH KAREN ASTON

Before entering the collegiate coaching ranks, Aston was recognized as one of the top high school coaches in the nation. She coached five years at Vilonia High School [1988-93] in Vilonia, Ark., and one year at Fort Smith Northside [1993-94] in Fort Smith, Ark. She guided Fort Smith Northside to a 24-10 record and a fifth-place finish in Class 4A. For her efforts, she was named the Arkansas Northwest Region Coach of the Year.

While at Vilonia, Aston was not only the head basketball coach but also the head cross country and track coach. In 1992-93, she was named the Arkansas Basketball Coach of the Year after leading Vilonia to a 36-1 record and a Class 2A State Championship. Aston's cross country teams also claimed back-to-back state titles in 1991 and 1992.

A native of Benton, Ark., Aston was a two-time first-team all-state selection at Bryant High School. She capped her high school career by leading Bryant to the 1982 Arkansas Class 4A State Championship. Aston earned a bachelor of arts degree in physical education from Little Rock in 1987. She played two seasons of basketball at UALR after transferring from Ouachita Baptist.


In 2019, Aston was inducted into the Trojan Athletics Hall of Fame at the University of Arkansas at Little Rock and the Bryant [Ark.] High School Athletic Hall of Honor.



Aston alongside 2022-23 C--USA Player of the Year Jordyn Jenkins



2023-24 UTSA WOMEN'S BASKETBALL ROSTER



0

ELYSSA COLEMAN
R • JR • F • 6-3
HOUSTON, TEXAS




1

HAILEY ATWOOD
GS • G • 5-8
AUSTIN, TEXAS



2

ALEXIS PARKER
SO • G • 5-9
SAN ANTONIO, TEXAS



3

EMMA LUCIO
FR • G • 5-9
EDINBURG, TEXAS



4

SIENA GUTTADAURO
SO • G • 5-6
SAN JOSE, CALIFORNIA



5

MADISON COCKRELL
SO • G • 5-4
DALLAS, TEXAS



11

SIDNEY LOVE
SO • G • 5-8
CIBOLO, TEXAS



12

AYSIA PROCTOR
FR • G • 5-8
SCHERTZ, TEXAS



13

SARAI ESTUPIÑAN
JR • G • 5-5
CEDAR PARK, TEXAS



20

MAYA LINTON
SO • F • 5-11
DUNCANVILLE, TEXAS



21

CHEYENNE ROWE
SO • F • 6-2
AJAX, ONTARIO, CANADA



22

KYRA WHITE
SR • G • 5-9
SAN ANTONIO, TEXAS




23

KYLEIGH MCGUIRE
SR • F • 5-11
HOUSTON, TEXAS



25

IDARA UDO
FR • F • 6-1
PLANO, TEXAS



30

NISSA SAM-GRANT
SR • C • 6-4
TORONTO, ONTARIO, CANADA



32

JORDYN JENKINS
SR • F • 6-0
KENT, WASHINGTON



HC

KAREN
ASTON



AC

JAMIE
CAREY



AC

EMPRESS
DAVENPORT



AC

CAMERON
MILES

ROSTER ANALYSIS

NUMERICAL ROSTER

| # | NAME | POS | HT | YR. | EXP | HOMETOWN / PREVIOUS SCHOOL |
|----|------------------|-----|------|-------|-----|--|
| 0 | Elyssa Coleman | F | 6-3 | R-Jr. | 2L | Houston, Texas/Atascocita HS/Texas |
| 1 | Hailey Atwood | G | 5-8 | GS. | 2L | Austin, Texas/Bowie HS/Blinn CC |
| 2 | Alexis Parker | G | 5-9 | So. | 1L | San Antonio, Texas/Brandeis HS |
| 3 | Emma Lucio | G | 5-9 | Fr. | HS | Edinburg, Texas / Robert Vela HS |
| 4 | Siena Guttadauro | G | 5-6 | So. | 2L | San Jose, Calif./Archbishop Mitty HS |
| 5 | Madison Cockrell | G | 5-4 | So. | 1L | Dallas, Texas/Bishop Lynch HS |
| 11 | Sidney Love | G | 5-8 | So. | 1L | Cibolo, Texas/Steele HS |
| 12 | Aysia Proctor | G | 5-8 | Fr. | HS | Schertz, Texas / Samuel Clemens HS |
| 13 | Sarai Estupiñan | G | 5-5 | Jr. | TR | Cedar Park, Texas / St. Mary's (TX) / Tallahassee CC |
| 20 | Maya Linton | F | 6-0 | So. | 1L | Duncanville, Texas/Duncanville HS |
| 21 | Cheyenne Rowe | F | 6-2 | So. | TR | Ajax, Ontario / Bill Crothers Secondary School / JMU |
| 22 | Kyra White | G | 5-9 | Sr. | 1L | Converse, Texas/Judson HS/Southern California |
| 23 | Kyleigh McGuire | F | 5-10 | Sr. | 3L | Houston, Texas/Atascocita HS |
| 25 | Idara Udo | F | 6-1 | Fr. | HS | Plano, Texas / Plano East HS |
| 30 | Nissa Sam-Grant | C | 6-4 | Sr. | 1L | Marietta, Ga./Wheeler HS/Panola CC |
| 32 | Jordyn Jenkins | F | 6-0 | Sr. | 1L | Kent, Wash./Kentridge HS/Southern California |

ALPHABETICAL ROSTER

| # | NAME | POS | HT | YR. | EXP | HOMETOWN / PREVIOUS SCHOOL |
|----|------------------|-----|------|-------|-----|--|
| 1 | Hailey Atwood | G | 5-8 | GS. | 2L | Austin, Texas/Bowie HS/Blinn CC |
| 5 | Madison Cockrell | G | 5-4 | So. | 1L | Dallas, Texas/Bishop Lynch HS |
| 0 | Elyssa Coleman | F | 6-3 | R-Jr. | 2L | Houston, Texas/Atascocita HS/Texas |
| 13 | Sarai Estupiñan | G | 5-5 | Jr. | TR | Cedar Park, Texas / St. Mary's (TX) / Tallahassee CC |
| 4 | Siena Guttadauro | G | 5-6 | So. | 2L | San Jose, Calif./Archbishop Mitty HS |
| 32 | Jordyn Jenkins | F | 6-0 | Sr. | 1L | Kent, Wash./Kentridge HS/Southern California |
| 20 | Maya Linton | F | 6-0 | So. | 1L | Duncanville, Texas/Duncanville HS |
| 11 | Sidney Love | G | 5-8 | So. | 1L | Cibolo, Texas/Steele HS |
| 3 | Emma Lucio | G | 5-9 | Fr. | HS | Edinburg, Texas / Robert Vela HS |
| 23 | Kyleigh McGuire | F | 5-10 | Sr. | 3L | Houston, Texas/Atascocita HS |
| 2 | Alexis Parker | G | 5-9 | So. | 1L | San Antonio, Texas/Brandeis HS |
| 12 | Aysia Proctor | G | 5-8 | Fr. | HS | Schertz, Texas / Samuel Clemens HS |
| 21 | Cheyenne Rowe | F | 6-2 | So. | TR | Ajax, Ontario / Bill Crothers Secondary School / JMU |
| 30 | Nissa Sam-Grant | C | 6-4 | Sr. | 1L | Marietta, Ga./Wheeler HS/Panola CC |
| 25 | Idara Udo | F | 6-1 | Fr. | HS | Plano, Texas / Plano East HS |
| 22 | Kyra White | G | 5-9 | Sr. | 1L | Converse, Texas/Judson HS/Southern California |

ROSTER BREAKDOWN

| BY CLASS | BY POSITION | BY STATE |
|--|--|--|
| Graduate Student (1) Atwood | Guard (9) Atwood, Parker, Guttadauro, Cockrell, Love, White, Lucio, Proctor, Estupiñan | Texas (12) Atwood, Estupiñan, Love, White, Cockrell, Linton, Lucio, McGuire, Coleman, Udo, Parker, Proctor |
| Senior (4) Jenkins, McGuire, Sam-Grant, White | Forward (6) Coleman, Jenkins, Udo, Rowe, Linton, McGuire | Ontario, Canada (2) Rowe, Sam-Grant |
| Junior (2) Coleman, Estupiñan | Center (1) Sam-Grant | California (1) Guttadauro |
| Sophomore (6) Love, Parker, Guttadauro, Cockrell, Linton, Rowe | | Washington (1) Jenkins |
| Freshman (3) Lucio, Proctor, Udo | | |

PRONUNCIATION GUIDE

| FIRST | LAST |
|--------------------|----------------------------|
| 0 Elyssa Coleman | alyssa |
| 4 Siena Guttadauro | Goo-tuh-DAR (like far)-roh |
| 12 Aysia Proctor | Asia |
| 13 Sarai Estupiñan | eh-stew-pin-yawn |
| 22 Kyra White | KEER-uh |
| 30 Nissa Sam-Grant | NEE-suh |

Visit gouts.com/wbbnames to listen to audio pronunciations

- Head Coach: Karen Aston (Third season • Little Rock, 1987)
- Associate Head Coach: Jamie Carey (Third season • Texas, 2004)
- Assistant Coach: Empress Davenport (Third season • Texas, 2016)
- Assistant Coach: Cameron Miles (Third season • San Diego, 2013)
- Director of Operations: Chantel Govan (First season • UTSA, 2022)
- Athletic Trainer: Tam-Anh Nguyen (First season • Texas, 2019)
- Director of Basketball Performance: Carl Austin III (Third season • UTSA, 2018)
- Player Development Coordinator: Sophia Ramos (First season • San Diego State, 2022)
- Graduate Assistant: Angel Almaguer (First Season • UTSA 2022)

2023-24 COMBINED STATS

Game Records

| Record | Overall | Home | Away | Neutral |
|----------------|---------|------|------|---------|
| ALL GAMES | 4-2 | 1-0 | 3-2 | 0-0 |
| CONFERENCE | 0-0 | 0-0 | 0-0 | 0-0 |
| NON-CONFERENCE | 4-2 | 1-0 | 3-2 | 0-0 |

Score by Periods

| Team | 1st | 2nd | 3rd | 4th | OT | TOT |
|-----------|-----|-----|-----|-----|----|-----|
| UTSA | 82 | 65 | 98 | 112 | 13 | 370 |
| Opponents | 104 | 104 | 73 | 82 | 6 | 369 |

Team Box Score

| No. | Player | Total | | | 3-Point | | | F-Throw | | Rebounds | | | | Other | | | | | | | | |
|------------------|-------------------|----------|-------------|------|----------------|-------------|---------------|-------------|---------------|-------------|-----------|------------|------------|-------------|------------|----------|-----------|------------|-----------|-----------|------------|-------------|
| | | GP-GS | MIN | AVG | FG-FGA | FG% | 3FG-3FGA | 3FG% | FT-FTA | FT% | OFF | DEF | TOT | AVG | PF | DQ | A | TO | BLK | STL | PTS | AVG |
| 11 | LOVE, Sidney | 6-6 | 192:45 | 32.1 | 24-56 | .429 | 3-13 | .231 | 29-33 | .879 | 4 | 17 | 21 | 3.5 | 16 | 1 | 13 | 19 | 2 | 11 | 80 | 13.3 |
| 22 | WHITE, Kyra | 6-6 | 218:00 | 36.3 | 23-72 | .319 | 10-25 | .400 | 15-21 | .714 | 6 | 27 | 33 | 5.5 | 11 | 0 | 22 | 20 | 6 | 7 | 71 | 11.8 |
| 0 | COLEMAN, Elyssa | 6-6 | 151:20 | 25.2 | 23-55 | .418 | 0-2 | .000 | 2-7 | .286 | 11 | 24 | 35 | 5.8 | 21 | 3 | 1 | 17 | 14 | 4 | 48 | 8.0 |
| 12 | PROCTOR, Aysia | 6-1 | 118:17 | 19.7 | 22-36 | .611 | 2-8 | .250 | 2-4 | .500 | 8 | 22 | 30 | 5.0 | 8 | 0 | 5 | 18 | 1 | 3 | 48 | 8.0 |
| 20 | LINTON, Maya | 6-5 | 123:54 | 20.6 | 13-30 | .433 | 0-2 | .000 | 14-23 | .609 | 18 | 19 | 37 | 6.2 | 24 | 3 | 2 | 7 | 0 | 10 | 40 | 6.7 |
| 25 | UDO, Idara | 6-1 | 113:47 | 19.0 | 13-32 | .406 | 0-0 | .000 | 5-15 | .333 | 19 | 23 | 42 | 7.0 | 19 | 2 | 3 | 12 | 8 | 4 | 31 | 5.2 |
| 21 | ROWE, Cheyenne | 6-0 | 57:36 | 9.6 | 5-9 | .556 | 0-0 | .000 | 7-13 | .538 | 11 | 9 | 20 | 3.3 | 7 | 0 | 3 | 1 | 1 | 0 | 17 | 2.8 |
| 4 | GUTTADAURO, Siena | 5-0 | 49:14 | 9.8 | 4-17 | .235 | 3-15 | .200 | 1-2 | .500 | 2 | 1 | 3 | 0.6 | 4 | 0 | 3 | 5 | 0 | 0 | 12 | 2.4 |
| 23 | MCGUIRE, Kyleigh | 1-0 | 07:25 | 7.4 | 1-1 | 1.000 | 0-0 | .000 | 0-0 | .000 | 0 | 1 | 1 | 1.0 | 1 | 0 | 1 | 1 | 0 | 0 | 2 | 2.0 |
| 2 | PARKER, Alexis | 6-3 | 81:00 | 13.5 | 4-15 | .267 | 0-6 | .000 | 3-12 | .250 | 2 | 6 | 8 | 1.3 | 4 | 0 | 5 | 9 | 1 | 4 | 11 | 1.8 |
| 5 | COCKRELL, Madison | 4-0 | 26:25 | 6.6 | 2-8 | .250 | 1-2 | .500 | 1-1 | 1.000 | 2 | 5 | 7 | 1.8 | 3 | 0 | 2 | 4 | 0 | 3 | 6 | 1.5 |
| 30 | SAM-GRANT, Nissa | 4-0 | 10:51 | 2.7 | 1-1 | 1.000 | 0-0 | .000 | 0-0 | .000 | 0 | 1 | 1 | 0.3 | 2 | 0 | 0 | 1 | 2 | 0 | 2 | 0.5 |
| 1 | ATWOOD, Hailey | 6-2 | 63:03 | 10.5 | 0-6 | .000 | 0-1 | .000 | 2-2 | 1.000 | 3 | 6 | 9 | 1.5 | 11 | 0 | 2 | 9 | 1 | 0 | 2 | 0.3 |
| 3 | LUCIO, Emma | 1-0 | 11:22 | 11.4 | 0-1 | .000 | 0-0 | .000 | 0-0 | .000 | 0 | 2 | 2 | 2.0 | 1 | 0 | 0 | 1 | 0 | 0 | 0 | 0.0 |
| Team | | | | | | | | | | | 11 | 19 | 30 | | | | | 6 | | | | |
| Total | | 6 | 1225 | | 135-339 | .398 | 19-74 | .257 | 81-133 | .609 | 97 | 182 | 279 | 46.5 | 132 | 9 | 62 | 130 | 36 | 46 | 370 | 61.7 |
| Opponents | | 6 | 1225 | | 124-356 | .348 | 34-126 | .270 | 87-145 | .600 | 75 | 123 | 198 | 33.0 | 128 | 3 | 70 | 86 | 13 | 62 | 369 | 61.5 |

Team Statistics

| | UTSA | OPP |
|------------------------|----------------|----------------|
| Scoring | 370 | 369 |
| Points per game | 61.7 | 61.5 |
| Scoring margin | +0.2 | - |
| Field goals-att | 135-339 | 124-356 |
| Field goal pct | .398 | .348 |
| 3 point fg-att | 19-74 | 34-126 |
| 3-point FG pct | .257 | .270 |
| 3-pt FG made per game | 3.2 | 5.7 |
| Free throws-att | 81-133 | 87-145 |
| Free throw pct | .609 | .600 |
| F-Throws made per game | 13.5 | 14.5 |
| Rebounds | 279 | 198 |
| Rebounds per game | 46.5 | 33.0 |
| Rebounding margin | +13.5 | - |
| Assists | 62 | 70 |
| Assists per game | 10.3 | 11.7 |
| Turnovers | 130 | 86 |
| Turnovers per game | 21.7 | 14.3 |
| Turnover margin | -7.3 | - |
| Assist/turnover ratio | 0.5 | 0.8 |
| Steals | 46 | 62 |
| Steals per game | 7.7 | 10.3 |
| Blocks | 36 | 13 |
| Blocks per game | 6.0 | 2.2 |
| Winning streak | 1 | - |
| Home win streak | 1 | - |
| Attendance | 712 | 6822 |
| Home games-Avg/Game | 1-712 | 5-1364 |
| Neutral site-Avg/Game | - | 0-0 |

Team Results

| Date | Opponent | Score | Att. |
|------------|-----------------------|-----------|------|
| 11/06/2023 | at Arizona St. | L 55-70 | 821 |
| 11/10/2023 | New Mexico St. | W 58-55 | 712 |
| 11/15/2023 | at A&M-Corpus Christi | Wot 66-59 | 779 |
| 11/18/2023 | at UT Arlington | W 70-66 | 832 |
| 11/20/2023 | at Texas Tech | L 58-63 | 4155 |
| 11/25/2023 | at Sam Houston | W 63-56 | 235 |

2023-24 NCAA RANKING SUMMARY

| Statistic | National Rank | Conference Rank | Value | National Leader | Value | Conference Leader | Value |
|---|---------------|-----------------|-------|-----------------|-------|-------------------|-------|
| Assist/Turnover Ratio (348 ranked) | 328 | 14 | 0.48 | Colorado St. | 2.40 | SMU | 1.10 |
| Assists Per Game (348 ranked) | 291 | 12 | 10.3 | Utah | 27.7 | SMU | 16.0 |
| Bench Points Per Game (348 ranked) | 188 | 10 | 18.8 | Murray St. | 51.5 | Rice | 30.7 |
| Blocks Per Game (348 ranked) | 12 | 1 | 6.0 | South Carolina | 12.4 | UTSA | 6.0 |
| Field Goal Percentage (348 ranked) | 203 | 8 | 39.8 | Utah | 54.1 | SMU | 48.1 |
| Field Goal Percentage Defense (348 ranked) | 53 | 4 | 34.8 | South Carolina | 27.3 | Charlotte | 32.9 |
| Fouls Per Game (348 ranked) | 331 | 12 | 22.0 | Dartmouth | 8.8 | UAB | 14.0 |
| Free Throw Attempts Per Game (348 ranked) | 45 | 5 | 22.17 | North Texas | 29.29 | North Texas | 29.29 |
| Free Throw Percentage (348 ranked) | 319 | 13 | 60.9 | Wyoming | 87.7 | UAB | 81.5 |
| Free Throws Made Per Game (348 ranked) | 112 | 8 | 13.50 | LSU | 22.00 | North Texas | 19.86 |
| Rebound Margin (348 ranked) | 17 | 1 | 13.5 | South Carolina | 23.0 | UTSA | 13.5 |
| Rebounds (Defensive) Per Game (348 ranked) | 32 | 3 | 30.3 | South Carolina | 38.6 | North Texas | 31.1 |
| Rebounds (Offensive) Per Game (348 ranked) | 26 | 3 | 16.2 | Ga. Southern | 21.0 | Memphis | 18.3 |
| Rebounds Per Game (347 ranked) | 16 | 1 | 46.50 | South Carolina | 58.20 | UTSA | 46.50 |
| Scoring Defense (348 ranked) | 140 | 6 | 61.5 | Old Dominion | 44.8 | East Carolina | 54.8 |
| Scoring Margin (348 ranked) | 200 | 12 | 0.2 | South Carolina | 51.6 | North Texas | 20.1 |
| Scoring Offense (348 ranked) | 239 | 13 | 61.7 | Utah | 100.8 | North Texas | 79.1 |
| Steals Per Game (348 ranked) | 204 | 11 | 7.7 | Houston | 18.8 | East Carolina | 15.2 |
| Three Point Attempts Per Game (348 ranked) | 341 | 14 | 12.3 | Utah | 34.3 | Tulsa | 26.3 |
| Three Point Percentage (348 ranked) | 280 | 13 | 25.7 | Michigan St. | 46.1 | SMU | 38.4 |
| Three Point Percentage Defense (348 ranked) | 92 | 8 | 27.0 | Jackson St. | 15.4 | North Texas | 23.0 |
| Three Pointers Per Game (348 ranked) | 337 | 14 | 3.2 | Utah | 14.3 | Tulsa | 8.7 |
| Turnover Margin (348 ranked) | 339 | 14 | -7.33 | Texas | 13.86 | East Carolina | 11.80 |
| Turnovers Forced Per Game (348 ranked) | 300 | 12 | 14.33 | Houston | 30.25 | East Carolina | 29.60 |
| Turnovers Per Game (348 ranked) | 333 | 14 | 21.7 | Colorado St. | 7.0 | Temple | 13.3 |
| Winning Percentage (328 ranked) | 99 | 4 | 66.7 | 26 teams tied | 100.0 | North Texas | 85.7 |

| Statistic | Player | National Rank | Conference Rank | Value | National Leader | Value | Conference Leader | Value |
|---|---|------------------|-----------------|----------------------|---|----------|------------------------------|-------|
| Assist/Turnover Ratio (250 ranked) | | | | | Jenna Anecchiarico, Col. of Charleston | 9.25 | Tamia Jones, SMU | 2.17 |
| Assists (139 ranked) | | | | | Caitlin Clark, Iowa | 60 | Denim DeShields, UAB | 35 |
| Assists Per Game (243 ranked) | Kyra White | 188 | 6 | 3.7 | Jenna Anecchiarico, Col. of Charleston | 9.2 | Denim DeShields, UAB | 5.8 |
| Blocks (107 ranked) | Elyssa Coleman Idara Udo | 22 107 | 1 8 | 14 8 | Josie Hill, Chicago St. | 29 | Elyssa Coleman, UTSA | 14 |
| Blocks Per Game (211 ranked) | Elyssa Coleman Idara Udo Kyra White | 21 126 211 | 1 8 16 | 2.33 1.33 1.00 | Abby Muse, Boise St. | 4.17 | Elyssa Coleman, UTSA | 2.33 |
| Double Doubles (47 ranked) | | | | | 4 players tied | 5 | DesiRay Kernal, North Texas | 3 |
| Field Goal Attempts (139 ranked) | | | | | Caitlin Clark, Iowa | 167 | Temira Poindexter, Tulsa | 135 |
| Field Goal Percentage (250 ranked) | | | | | Lauren Betts, UCLA | 78.0 | Daniela Abies, Wichita St. | 60.0 |
| Field Goals (147 ranked) | | | | | Caitlin Clark, Iowa | 78 | Temira Poindexter, Tulsa | 63 |
| Free Throw Attempts (141 ranked) | Sidney Love | 98 | 8 | 33 | Sedona Prince, TCU | 61 | DesiRay Kernal, North Texas | 49 |
| Free Throw Percentage (247 ranked) | Sidney Love | 65 | 1 | 87.9 | 6 players tied | 100.0 | Sidney Love, UTSA | 87.9 |
| Free Throws (143 ranked) | Sidney Love | 46 | 6 | 29 | Cameron Brink, Stanford Sedona Prince, TCU | 47 47 | DesiRay Kernal, North Texas | 41 |
| Minutes Per Game (150 ranked) | Kyra White | 28 | 2 | 36.33 | Megan McConnell, Duquesne | 39.45 | Mia Moore, UAB | 37.67 |
| Points (196 ranked) | | | | | Caitlin Clark, Iowa | 237 | Temira Poindexter, Tulsa | 163 |
| Points Per Game (246 ranked) | | | | | Caitlin Clark, Iowa | 29.6 | Temira Poindexter, Tulsa | 23.3 |
| Rebounds (146 ranked) | | | | | Lauren Gustin, BYU | 94 | DesiRay Kernal, North Texas | 62 |
| Rebounds (Defensive) Per Game (27 ranked) | | | | | Lauren Gustin, BYU | 11.8 | | |
| Rebounds (Offensive) Per Game (27 ranked) | | | | | Alancia Ramsey, Coastal Carolina | 6.5 | Daniela Abies, Wichita St. | 4.5 |
| Rebounds Per Game (237 ranked) | Idara Udo | 237 | 10 | 7.0 | Lauren Gustin, BYU | 15.7 | Mia Moore, UAB | 9.2 |
| Steals (128 ranked) | | | | | Hannah Hidalgo, Notre Dame | 38 | Danae McNeal, East Carolina | 19 |
| Steals Per Game (236 ranked) | | | | | Hannah Hidalgo, Notre Dame | 6.33 | Danae McNeal, East Carolina | 3.80 |
| Three Point Attempts (146 ranked) | | | | | Caitlin Clark, Iowa | 90 | Vittoria Blasigh, South Fla. | 59 |
| Three Point Percentage (207 ranked) | | | | | DeeDee Hagemann, Michigan St. | 63.2 | Delanie Crawford, Tulsa | 44.7 |
| Three Pointers (120 ranked) | | | | | Caitlin Clark, Iowa | 35 | Vittoria Blasigh, South Fla. | 26 |
| Three Pointers Per Game (221 ranked) | | | | | Madison Conner, TCU | 4.57 | Vittoria Blasigh, South Fla. | 3.25 |
| Triple Doubles (1 ranked) | | | | | 7 players tied | 1 | | |

PLAYER GAME-BY-GAME STATISTICS

0

ELYSSA COLEMAN



Redshirt Junior • Forward • 6-3 • Houston, Texas • Atascocita HS • Texas

Coleman's Career and 2023-24 Game Highs

| Career / Last | Category | 2023-24 / Last |
|--|---------------|---|
| 21/ March 8 2022 vs UTEP | Points | 17 / November 24, 2023 at Sam Houston |
| 12, 2x /November 16, 2022 at TCU | Rebounds | 8 / November 18, 2023 at UT Arlington |
| 3 / December 19, 2022 | Assists | 1 / November 18, 2023 at UT Arlington |
| 2,7x / November 24, 2023 at Sam Houston | Steals | 2 / November 24, 2023 at Sam Houston |
| 6 / January 21, 2023 at FIU | Blocks | 4 / November 10, 2023 vs New Mexico State |
| 10 / March 8 2022 vs UTEP | FG Made | 8 / November 24, 2023 at Sam Houston |
| 18 / March 8 2022 vs UTEP | FG Attempted | 13, 2x / November 24, 2023 at Sam Houston |
| 1, 7x / March 10, 2022 vs Western Kentucky | 3PT Made | N/A |
| 3 / February 5, 2022 vs North Texas | 3PT Attempted | 1, 2x / November 18, 2023 at UT Arlington |
| 7 / March 10, 2022 vs Western Kentucky | FT Made | 1, 2x / November 24, 2023 at Sam Houston |
| 10 / March 10, 2022 vs Western Kentucky | FT Attempted | 4 / November 24, 2023 at Sam Houston |
| 38 / March 10, 2022 vs Western Kentucky | Minutes | 31 / November 24, 2023 at Sam Houston |

#0 COLEMAN, Elyssa

2023-24 STATISTICS

| Opponent | Date | GS | MIN | Total | | 3-Pointers | | Free throws | | Rebounds | | | | PF | A | TO | BLK | STL | PTS | AVG | |
|-----------------------|------------|----|----------|---------------|--------------|-------------|------------|-------------|------------|-------------|-----------|-----------|-----------|------------|-----------|----------|-----------|-----------|----------|-----------|------------|
| | | | | FG-FGA | PCT | 3FG-3FGA | PCT | FT-FTA | PCT | OFF | DEF | TOT | AVG | | | | | | | | |
| at Arizona St. | 11/06/2023 | * | 10:23 | 0-6 | .000 | 0-0 | .000 | 0-0 | .000 | 1 | 1 | 2 | 2.0 | 5 | 0 | 2 | 1 | 0 | 0 | 0.0 | |
| New Mexico St. | 11/10/2023 | * | 26:06 | 3-9 | .333 | 0-1 | .000 | 1-1 | 1.000 | 2 | 5 | 7 | 4.5 | 2 | 0 | 4 | 4 | 1 | 7 | 3.5 | |
| at A&M-Corpus Christi | 11/15/2023 | * | 29:07 | 7-13 | .538 | 0-0 | .000 | 0-0 | .000 | 1 | 3 | 4 | 4.3 | 5 | 0 | 3 | 1 | 1 | 14 | 7.0 | |
| at UT Arlington | 11/18/2023 | * | 26:04 | 2-6 | .333 | 0-1 | .000 | 0-0 | .000 | 2 | 6 | 8 | 5.3 | 2 | 1 | 3 | 2 | 0 | 4 | 6.3 | |
| at Texas Tech | 11/20/2023 | * | 27:45 | 3-8 | .375 | 0-0 | .000 | 0-2 | .000 | 2 | 6 | 8 | 5.8 | 2 | 0 | 4 | 3 | 0 | 6 | 6.2 | |
| at Sam Houston | 11/25/2023 | * | 31:55 | 8-13 | .615 | 0-0 | .000 | 1-4 | .250 | 3 | 3 | 6 | 5.8 | 5 | 0 | 1 | 3 | 2 | 17 | 8.0 | |
| Totals | | | 6 | 151:20 | 23-55 | .418 | 0-2 | .000 | 2-7 | .286 | 11 | 24 | 35 | 5.8 | 21 | 1 | 17 | 14 | 4 | 48 | 8.0 |

Player Averages

| Games Played | Minutes/game | Points/game | FG Pct | 3FG Pct | FT Pct | Rebounds/game | Assists/game | Turnovers/game | Assist/Turnover ratio | Steals/game | Blocks/game |
|--------------|--------------|-------------|--------|---------|--------|---------------|--------------|----------------|-----------------------|-------------|-------------|
| 6 | 25.2 | 8.0 | 41.8 | 0.0 | 28.6 | 5.8 | 0.2 | 2.8 | 0.1 | 0.7 | 2.3 |

PLAYER GAME-BY-GAME STATISTICS

1

HAILEY ATWOOD

Graduate Student • Guard • 5-8 • Austin, Texas • James Bowie HS • Blinn College



Atwood's NCAA Career and 2023-24 Game Highs

| Career / Last | Category | 2023-24 / Last |
|---|---------------|--|
| 13 / February 25, 2023 vs FIU | Points | 2 / November 24, 2023 at Sam Houston |
| 8, 2x / February 17, 2022 vs Southern Miss | Rebounds | 3 / November 24, 2023 at Sam Houston |
| 5 / February 23, 2023 vs Florida Atlantic | Assists | 1, 2x / November 24, 2023 at Sam Houston |
| 3, 2x / February 23, 2023 vs Florida Atlantic | Steals | N/A |
| 1, 11x / November 24, 2023 at Sam Houston | Blocks | 1 / November 24, 2023 at Sam Houston |
| 6 / February 2, 2023 vs Western Kentucky | FG Made | N/A |
| 12 / February 25, 2023 vs FIU | FG Attempted | 2 / November 10, 2023 vs New Mexico State |
| 2, 2x / February 25, 2023 vs FIU | 3PT Made | N/A |
| 5 / February 25, 2023 vs FIU | 3PT Attempted | 1 / November 10, 2023 vs New Mexico State |
| 2, 11x / November 24, 2023 at Sam Houston | FT Made | 2 / November 24, 2023 at Sam Houston |
| 3, 2x / February 23, 2023 vs Florida Atlantic | FT Attempted | 2 / November 24, 2023 at Sam Houston |
| 34 / March 10, 2022 vs Western Kentucky | Minutes | 19 / November 10, 2023 vs New Mexico State |

2023-24 STATISTICS

#1 ATWOOD, Hailey

| Opponent | Date | GS | MIN | Total | | 3-Pointers | | Free throws | | Rebounds | | | | PF | A | TO | BLK | STL | PTS | AVG |
|-----------------------|------------|----|--------------|------------|-------------|------------|-------------|-------------|--------------|----------|----------|----------|------------|-----------|----------|----------|----------|----------|----------|------------|
| | | | | FG-FGA | PCT | 3FG-3FGA | PCT | FT-FTA | PCT | OFF | DEF | TOT | AVG | | | | | | | |
| at Arizona St. | 11/06/2023 | * | 16:39 | 0-2 | .000 | 0-0 | .000 | 0-0 | .000 | 1 | 0 | 1 | 1.0 | 2 | 0 | 3 | 0 | 0 | 0 | 0.0 |
| New Mexico St. | 11/10/2023 | * | 19:46 | 0-2 | .000 | 0-1 | .000 | 0-0 | .000 | 0 | 1 | 1 | 1.0 | 2 | 0 | 2 | 0 | 0 | 0 | 0.0 |
| at A&M-Corpus Christi | 11/15/2023 | | 02:47 | 0-1 | .000 | 0-0 | .000 | 0-0 | .000 | 0 | 0 | 0 | 0.7 | 3 | 0 | 1 | 0 | 0 | 0 | 0.0 |
| at UT Arlington | 11/18/2023 | | 10:11 | 0-0 | .000 | 0-0 | .000 | 0-0 | .000 | 0 | 2 | 2 | 1.0 | 1 | 1 | 0 | 0 | 0 | 0 | 0.0 |
| at Texas Tech | 11/20/2023 | | 03:13 | 0-0 | .000 | 0-0 | .000 | 0-0 | .000 | 0 | 2 | 2 | 1.2 | 0 | 0 | 2 | 0 | 0 | 0 | 0.0 |
| at Sam Houston | 11/25/2023 | | 10:27 | 0-1 | .000 | 0-0 | .000 | 2-2 | 1.000 | 2 | 1 | 3 | 1.5 | 3 | 1 | 1 | 1 | 0 | 2 | 0.3 |
| Totals | | | 63:03 | 0-6 | .000 | 0-1 | .000 | 2-2 | 1.000 | 3 | 6 | 9 | 1.5 | 11 | 2 | 9 | 1 | 0 | 2 | 0.3 |

Player Averages

| Games Played | Minutes/game | Points/game | FG Pct | 3FG Pct | FT Pct | Rebounds/game | Assists/game | Turnovers/game | Assist/Turnover ratio | Steals/game | Blocks/game |
|--------------|--------------|-------------|--------|---------|--------|---------------|--------------|----------------|-----------------------|-------------|-------------|
| 6 | 10.5 | 0.3 | 0.0 | 0.0 | 100.0 | 1.5 | 0.3 | 1.5 | 0.2 | 0.0 | 0.2 |

PLAYER GAME-BY-GAME STATISTICS

2

ALEXIS PARKER



Sophomore • Guard • 5-9 • San Antonio, Texas • Brandeis HS

Parker's Career and 2023-24 Game Highs

| Career / Last | Category | 2023-24 / Last |
|--|--------------------|---|
| 11 / December 19, 2022 at Houston..... | Points | 4 / November 18, 2023 at UT Arlington |
| 5 / February 4, 2023 vs Middle Tennessee..... | Rebounds | 2, 3x / November 24, 2023 at Sam Houston |
| 3, 4x / November 15, 2023 at Texas A&M-Corpus Christi..... | Assists | 3 / November 15, 2023 at Texas A&M-Corpus Christi |
| 3 / December 19, 2022 at Houston..... | Steals | 2 / November 18, 2023 at UT Arlington |
| 1, 2x / November 24, 2023 at Sam Houston..... | Blocks..... | 1 / November 24, 2023 at Sam Houston |
| 4 / December 19, 2022 at Houston..... | FG Made..... | 1, 2x / November 18, 2023 at UT Arlington |
| 7 / December 19, 2022 at Houston..... | FG Attempted..... | 6 / November 18, 2023 at UT Arlington |
| 1, 7x / February 11, 2023 vs UTEP..... | 3PT Made..... | N/A |
| 4 / February 11, 2023 vs UTEP..... | 3PT Attempted..... | 2, 2x / November 18, 2023 at UT Arlington |
| 2, 11x / November 18, 2023 at UT Arlington..... | FT Made..... | 2 / November 18, 2023 at UT Arlington |
| 4, 2x / November 18, 2023 at UT Arlington..... | FT Attempted..... | 4, 2x / November 18, 2023 at UT Arlington |
| 31 / December 10, 2022 vs Idaho..... | Minutes..... | 19, 2x / November 18, 2023 at UT Arlington |

#2 PARKER, Alexis

2023-24 STATISTICS

| Opponent | Date | GS | MIN | Total | | 3-Pointers | | Free throws | | Rebounds | | | | PF | A | TO | BLK | STL | PTS | AVG |
|-----------------------|------------|----------|--------------|-------------|-------------|------------|-------------|-------------|-------------|----------|----------|----------|------------|----------|----------|----------|----------|----------|-----------|------------|
| | | | | FG-FGA | PCT | 3FG-3FGA | PCT | FT-FTA | PCT | OFF | DEF | TOT | AVG | | | | | | | |
| at Arizona St. | 11/06/2023 | | 08:26 | 1-3 | .333 | 0-1 | .000 | 1-4 | .250 | 0 | 0 | 0 | 0.0 | 0 | 0 | 1 | 0 | 0 | 3 | 3.0 |
| New Mexico St. | 11/10/2023 | | 06:30 | 0-0 | .000 | 0-0 | .000 | 0-2 | .000 | 0 | 0 | 0 | 0.0 | 0 | 0 | 0 | 0 | 0 | 0 | 1.5 |
| at A&M-Corpus Christi | 11/15/2023 | * | 19:24 | 0-3 | .000 | 0-2 | .000 | 0-0 | .000 | 0 | 2 | 2 | 0.7 | 1 | 3 | 2 | 0 | 1 | 0 | 1.0 |
| at UT Arlington | 11/18/2023 | * | 19:52 | 1-6 | .167 | 0-2 | .000 | 2-4 | .500 | 1 | 1 | 2 | 1.0 | 2 | 2 | 3 | 0 | 2 | 4 | 1.8 |
| at Texas Tech | 11/20/2023 | * | 19:01 | 2-3 | .667 | 0-1 | .000 | 0-0 | .000 | 0 | 2 | 2 | 1.2 | 1 | 0 | 2 | 0 | 1 | 4 | 2.2 |
| at Sam Houston | 11/25/2023 | | 07:47 | 0-0 | .000 | 0-0 | .000 | 0-2 | .000 | 1 | 1 | 2 | 1.3 | 0 | 0 | 1 | 1 | 0 | 0 | 1.8 |
| Totals | | 3 | 81:00 | 4-15 | .267 | 0-6 | .000 | 3-12 | .250 | 2 | 6 | 8 | 1.3 | 4 | 5 | 9 | 1 | 4 | 11 | 1.8 |


Player Averages

| Games Played | Minutes/ game | Points/ game | FG Pct | 3FG Pct | FT Pct | Rebounds/ game | Assists/ game | Turnovers/ game | Assist/Turnover ratio | Steals/ game | Blocks/ game |
|--------------|---------------|--------------|--------|---------|--------|----------------|---------------|-----------------|-----------------------|--------------|--------------|
| 6 | 13.5 | 1.8 | 26.7 | 0.0 | 25.0 | 1.3 | 0.8 | 1.5 | 0.6 | 0.7 | 0.2 |

PLAYER GAME-BY-GAME STATISTICS

3

EMMA LUCIO



Freshman • Guard • 5-9 • Edinburg, Texas • Robert Vela HS

Lucio's Career and 2023-24 Game Highs

| Career / Last | Category | 2023-24 / Last |
|---------------------------------------|---------------|---------------------------------------|
| N/A | Points | N/A |
| 2 / November 24, 2023 at Sam Houston | Rebounds | 2 / November 24, 2023 at Sam Houston |
| N/A | Assists | N/A |
| N/A | Steals | N/A |
| N/A | Blocks | N/A |
| N/A | FG Made | N/A |
| 1 / November 24, 2023 at Sam Houston | FG Attempted | 1 / November 24, 2023 at Sam Houston |
| N/A | 3PT Made | N/A |
| N/A | 3PT Attempted | N/A |
| N/A | FT Made | N/A |
| N/A | FT Attempted | N/A |
| 11 / November 24, 2023 at Sam Houston | Minutes | 11 / November 24, 2023 at Sam Houston |

#3 LUCIO, Emma

2023-24 STATISTICS

| Opponent | Date | GS | MIN | Total | | 3-Pointers | | Free throws | | Rebounds | | | | PF | A | TO | BLK | STL | PTS | AVG |
|----------------|------------|----------|--------------|------------|-------------|------------|-------------|-------------|-------------|----------|----------|----------|------------|----------|----------|----------|----------|----------|----------|------------|
| | | | | FG-FGA | PCT | 3FG-3FGA | PCT | FT-FTA | PCT | OFF | DEF | TOT | AVG | | | | | | | |
| at Sam Houston | 11/25/2023 | | 11:22 | 0-1 | .000 | 0-0 | .000 | 0-0 | .000 | 0 | 2 | 2 | 2.0 | 1 | 0 | 1 | 0 | 0 | 0 | 0.0 |
| Totals | | 0 | 11:22 | 0-1 | .000 | 0-0 | .000 | 0-0 | .000 | 0 | 2 | 2 | 2.0 | 1 | 0 | 1 | 0 | 0 | 0 | 0.0 |

Player Averages

| Games Played | Minutes/game | Points/game | FG Pct | 3FG Pct | FT Pct | Rebounds/game | Assists/game | Turnovers/game | Assist/Turnover ratio | Steals/game | Blocks/game |
|--------------|--------------|-------------|--------|---------|--------|---------------|--------------|----------------|-----------------------|-------------|-------------|
| 1 | 11.4 | 0.0 | 0.0 | 0.0 | 0.0 | 2.0 | 0.0 | 1.0 | 0.0 | 0.0 | 0.0 |

PLAYER GAME-BY-GAME STATISTICS

4

SIENA GUTTADAURO

Sophomore • Guard • 5-6 • San Jose, California • Archbishop Mitty HS



Guttadauro's Career and 2023-24 Game Highs

| Career / Last | Category | 2023-24 / Last |
|--|---------------|---|
| 11 / November 16, 2022 at TCU | Points | 6 / November 15, 2023 at Texas A&M-Corpus Christi |
| 4 / February 11, 2023 vs UTEP | Rebounds | 2 / November 18, 2023 at UT Arlington |
| 3, 3x / November 6, 2023 at Arizona State | Assists | 3 / November 6, 2023 at Arizona State |
| 1, 9x / February 23 at Florida Atlantic | Steals | N/A |
| 1 / February 2, 2023 vs Western Kentucky | Blocks | N/A |
| 4 / November 16, 2022 at TCU | FG Made | 2 / November 15, 2023 at Texas A&M-Corpus Christi |
| 8 / February 11, 2023 vs UTEP | FG Attempted | 6 / November 6, 2023 at Arizona State |
| 3, 2x / December 31, 2022 vs UAB | 3PT Made | 2 / November 15, 2023 at Texas A&M-Corpus Christi |
| 6, 3x / February 2, 2023 vs Western Kentucky | 3PT Attempted | 6 / November 6, 2023 at Arizona State |
| 2, 3x March 2, 2023 at Charlotte | FT Made | 1 / November 6, 2023 at Arizona State |
| 3 2x / February 4, 2023 vs. Middle Tennessee | FT Attempted | 2 / November 6, 2023 at Arizona State |
| 24 / December 10, 2022 vs Idaho | Minutes | 14 / November 6, 2023 at Arizona State |

2023-24 STATISTICS

#4 GUTTADAURO, Siena

| Opponent | Date | GS | MIN | Total | | 3-Pointers | | Free throws | | Rebounds | | | | PF | A | TO | BLK | STL | PTS | AVG |
|-----------------------|------------|----------|--------------|-------------|-------------|-------------|-------------|-------------|-------------|----------|----------|----------|------------|----------|----------|----------|----------|----------|-----------|------------|
| | | | | FG-FGA | PCT | 3FG-3FGA | PCT | FT-FTA | PCT | OFF | DEF | TOT | AVG | | | | | | | |
| at Arizona St. | 11/06/2023 | | 14:01 | 1-6 | .167 | 1-6 | .167 | 1-2 | .500 | 0 | 0 | 0 | 0.0 | 2 | 3 | 1 | 0 | 0 | 4 | 4.0 |
| at A&M-Corpus Christi | 11/15/2023 | | 13:45 | 2-4 | .500 | 2-4 | .500 | 0-0 | .000 | 0 | 0 | 0 | 0.0 | 1 | 0 | 1 | 0 | 0 | 6 | 5.0 |
| at UT Arlington | 11/18/2023 | | 10:26 | 1-5 | .200 | 0-3 | .000 | 0-0 | .000 | 2 | 0 | 2 | 0.7 | 1 | 0 | 0 | 0 | 0 | 2 | 4.0 |
| at Texas Tech | 11/20/2023 | | 08:37 | 0-2 | .000 | 0-2 | .000 | 0-0 | .000 | 0 | 0 | 0 | 0.5 | 0 | 0 | 2 | 0 | 0 | 0 | 3.0 |
| at Sam Houston | 11/25/2023 | | 02:25 | 0-0 | .000 | 0-0 | .000 | 0-0 | .000 | 0 | 1 | 1 | 0.6 | 0 | 0 | 1 | 0 | 0 | 0 | 2.4 |
| Totals | | 0 | 49:14 | 4-17 | .235 | 3-15 | .200 | 1-2 | .500 | 2 | 1 | 3 | 0.6 | 4 | 3 | 5 | 0 | 0 | 12 | 2.4 |

Player Averages

| Games Played | Minutes/game | Points/game | FG Pct | 3FG Pct | FT Pct | Rebounds/game | Assists/game | Turnovers/game | Assist/Turnover ratio | Steals/game | Blocks/game |
|--------------|--------------|-------------|--------|---------|--------|---------------|--------------|----------------|-----------------------|-------------|-------------|
| 5 | 9.8 | 2.4 | 23.5 | 20.0 | 50.0 | 0.6 | 0.6 | 1.0 | 0.6 | 0.0 | 0.0 |

PLAYER GAME-BY-GAME STATISTICS

5

MADISON COCKRELL

Sophomore • Guard • 5-4 • Dallas, Texas • Bishop Lynch HS



Cockrell's Career and 2023-24 Game Highs

| Career / Last | Category | 2023-24 / Last |
|--|---------------|---|
| 10 / January 19, 2023 at Florida Atlantic | Points | 3, 2x / November 18, 2023 at UT Arlington |
| 4, 3x / November 6, 2023 at Arizona State | Rebounds | 4 / November 6, 2023 at Arizona State |
| 3, 2x / January 21, 2023 at FIU | Assists | 1, 2x / November 18, 2023 at UT Arlington |
| 2, 4x / November 6, 2023 at Arizona State | Steals | 2 / November 6, 2023 at Arizona State |
| N/A | Blocks | N/A |
| 4, 2x / January 19, 2023 at Florida Atlantic | FG Made | 1, 2x / November 18, 2023 at UT Arlington |
| 8, 2x / January 19, 2023 at Florida Atlantic | FG Attempted | 4 / November 6, 2023 at Arizona State |
| 3 / January 14, 2023 at Charlotte | 3PT Made | N/A |
| 4 / December 10, 2022 vs Idaho | 3PT Attempted | 1 / November 6, 2023 at Arizona State |
| 3 / November 30, 2022 at Texas State | FT Made | 1 / November 6, 2023 at Arizona State |
| 4 / November 30, 2022 at Texas State | FT Attempted | 1 / November 6, 2023 at Arizona State |
| 20, 2x / January 21, 2023 at FIU | Minutes | 7 / November 6, 2023 at Arizona State |

#5 COCKRELL, Madison

2023-24 STATISTICS

| Opponent | Date | GS | MIN | Total | | 3-Pointers | | Free throws | | Rebounds | | | | PF | A | TO | BLK | STL | PTS | AVG |
|-----------------------|------------|----------|--------------|------------|-------------|------------|-------------|-------------|--------------|----------|----------|----------|------------|----------|----------|----------|----------|----------|----------|------------|
| | | | | FG-FGA | PCT | 3FG-3FGA | PCT | FT-FTA | PCT | OFF | DEF | TOT | AVG | | | | | | | |
| at Arizona St. | 11/06/2023 | | 07:43 | 1-4 | .250 | 0-1 | .000 | 1-1 | 1.000 | 1 | 3 | 4 | 4.0 | 0 | 1 | 1 | 0 | 2 | 3 | 3.0 |
| New Mexico St. | 11/10/2023 | | 03:42 | 0-1 | .000 | 0-0 | .000 | 0-0 | .000 | 0 | 0 | 0 | 2.0 | 1 | 0 | 1 | 0 | 0 | 0 | 1.5 |
| at A&M-Corpus Christi | 11/15/2023 | | 07:24 | 0-1 | .000 | 0-0 | .000 | 0-0 | .000 | 1 | 1 | 2 | 2.0 | 1 | 0 | 1 | 0 | 0 | 0 | 1.0 |
| at UT Arlington | 11/18/2023 | | 07:36 | 1-2 | .500 | 1-1 | 1.000 | 0-0 | .000 | 0 | 1 | 1 | 1.8 | 1 | 1 | 1 | 0 | 1 | 3 | 1.5 |
| Totals | | 0 | 26:25 | 2-8 | .250 | 1-2 | .500 | 1-1 | 1.000 | 2 | 5 | 7 | 1.8 | 3 | 2 | 4 | 0 | 3 | 6 | 1.5 |

Player Averages

| Games Played | Minutes/ game | Points/ game | FG Pct | 3FG Pct | FT Pct | Rebounds/ game | Assists/ game | Turnovers/ game | Assist/Turnover ratio | Steals/ game | Blocks/ game |
|--------------|---------------|--------------|--------|---------|--------|----------------|---------------|-----------------|-----------------------|--------------|--------------|
| 4 | 6.6 | 1.5 | 25.0 | 50.0 | 100.0 | 1.8 | 0.5 | 1.0 | 0.5 | 0.8 | 0.0 |

PLAYER GAME-BY-GAME STATISTICS

11

SIDNEY LOVE



Sophomore • Guard • 5-8 • Cibolo, Texas. • Steele HS

Love's Career and 2023-24 Game Highs

| Career / Last | Category | 2023-24 / Last |
|--|---------------|--|
| 26 / November 18, 2023 at UT Arlington | Points | 26 / November 18, 2023 at UT Arlington |
| 10 / January 21, 2023 at FIU | Rebounds | 7 / November 24, 2023 at Sam Houston |
| 7 / Match 8, 2023 vs Florida Atlantic | Assists | 5 / November 15, 2023 at Texas A&M-Corpus Christi |
| 4 / January 16, 2023 at Rice | Steals | 3, 2x / November 24, 2023 at Sam Houston |
| 1, 6x / November 24, 2023 at Sam Houston | Blocks | 1, 2x / November 24, 2023 at Sam Houston |
| 9 / December 31, 2022 vs UAB | FG Made | 7 / November 20, 2023 at Texas Tech |
| 17 / March 10, 2023 vs Western Kentucky | FG Attempted | 14 / November 20, 2023 at Texas Tech |
| 5 / 23 / December 31, 2022 vs UAB | 3PT Made | 1, 3x / November 24, 2023 at Sam Houston |
| 9 / 23 / December 31, 2022 vs UAB | 3PT Attempted | 4 / November 10, 2023 vs New Mexico State |
| 13 / November 18, 2023 at UT Arlington | FT Made | 13 / November 18, 2023 at UT Arlington |
| 15 / November 18, 2023 at UT Arlington | FT Attempted | 15 / November 18, 2023 at UT Arlington |
| 38 / Match 8, 2023 vs Florida Atlantic | Minutes | 37 / November 15, 2023 at Texas A&M-Corpus Christi |

#11 LOVE, Sidney

2023-24 STATISTICS

| Opponent | Date | GS | MIN | Total | | 3-Pointers | | Free throws | | Rebounds | | | | PF | A | TO | BLK | STL | PTS | AVG |
|-----------------------|------------|----------|---------------|--------------|-------------|-------------|-------------|--------------|-------------|----------|-----------|-----------|------------|-----------|-----------|-----------|----------|-----------|-----------|-------------|
| | | | | FG-FGA | PCT | 3FG-3FGA | PCT | FT-FTA | PCT | OFF | DEF | TOT | AVG | | | | | | | |
| at Arizona St. | 11/06/2023 | * | 22:47 | 2-6 | .333 | 0-1 | .000 | 3-4 | .750 | 1 | 1 | 2 | 2.0 | 2 | 1 | 4 | 0 | 1 | 7 | 7.0 |
| New Mexico St. | 11/10/2023 | * | 36:21 | 3-11 | .273 | 0-4 | .000 | 1-1 | 1.000 | 0 | 3 | 3 | 2.5 | 2 | 3 | 3 | 0 | 2 | 7 | 7.0 |
| at A&M-Corpus Christi | 11/15/2023 | * | 37:06 | 3-8 | .375 | 0-2 | .000 | 4-4 | 1.000 | 1 | 3 | 4 | 3.0 | 3 | 5 | 4 | 0 | 3 | 10 | 8.0 |
| at UT Arlington | 11/18/2023 | * | 33:10 | 6-10 | .600 | 1-2 | .500 | 13-15 | .867 | 0 | 2 | 2 | 2.8 | 2 | 2 | 2 | 1 | 0 | 26 | 12.5 |
| at Texas Tech | 11/20/2023 | * | 29:20 | 7-14 | .500 | 1-3 | .333 | 3-3 | 1.000 | 1 | 2 | 3 | 2.8 | 5 | 1 | 2 | 0 | 2 | 18 | 13.6 |
| at Sam Houston | 11/25/2023 | * | 34:01 | 3-7 | .429 | 1-1 | 1.000 | 5-6 | .833 | 1 | 6 | 7 | 3.5 | 2 | 1 | 4 | 1 | 3 | 12 | 13.3 |
| Totals | | 6 | 192:45 | 24-56 | .429 | 3-13 | .231 | 29-33 | .879 | 4 | 17 | 21 | 3.5 | 16 | 13 | 19 | 2 | 11 | 80 | 13.3 |

Player Averages

| Games Played | Minutes/game | Points/game | FG Pct | 3FG Pct | FT Pct | Rebounds/game | Assists/game | Turnovers/game | Assist/Turnover ratio | Steals/game | Blocks/game |
|--------------|--------------|-------------|--------|---------|--------|---------------|--------------|----------------|-----------------------|-------------|-------------|
| 6 | 32.1 | 13.3 | 42.9 | 23.1 | 87.9 | 3.5 | 2.2 | 3.2 | 0.7 | 1.8 | 0.3 |

PLAYER GAME-BY-GAME STATISTICS

12

AYSIA PROCTOR

Freshman • Guard • 5-8 • Schertz, Texas • Samuel Clemens HS



Proctors' Career and 2023-24 Game Highs

| Career / Last | Category | 2023-24 / Last |
|---|---------------|---|
| 19 / November 10, 2023 vs New Mexico State | Points | 19 / November 10, 2023 vs New Mexico State |
| 8 / November 24, 2023 at Sam Houston | Rebounds | 8 / November 24, 2023 at Sam Houston |
| 3 / November 24, 2023 at Sam Houston | Assists | 3 / November 24, 2023 at Sam Houston |
| 1, 3x / November 20, 2023 at Texas Tech | Steals | 1, 3x / November 20, 2023 at Texas Tech |
| 1 / November 15, 2023 at Texas A&M-Corpus Christi | Blocks | 1 / November 15, 2023 at Texas A&M-Corpus Christi |
| 8 / November 10, 2023 vs New Mexico State | FG Made | 8 / November 10, 2023 vs New Mexico State |
| 9, 2x / November 15, 2023 at Texas A&M-Corpus Christi | FG Attempted | 9, 2x / November 15, 2023 at Texas A&M-Corpus Christi |
| 2 / November 10, 2023 vs New Mexico State | 3PT Made | 2 / November 10, 2023 vs New Mexico State |
| 3, 2x / November 15, 2023 at Texas A&M-Corpus Christi | 3PT Attempted | 3, 2x / November 15, 2023 at Texas A&M-Corpus Christi |
| 1, 2x / November 15, 2023 at Texas A&M-Corpus Christi | FT Made | 1, 2x / November 15, 2023 at Texas A&M-Corpus Christi |
| 2, 2x / November 15, 2023 at Texas A&M-Corpus Christi | FT Attempted | 2, 2x / November 15, 2023 at Texas A&M-Corpus Christi |
| 26, 2x / November 24, 2023 at Sam Houston | Minutes | 26, 2x / November 24, 2023 at Sam Houston |

#12 PROCTOR, Aysia

2023-24 STATISTICS

| Opponent | Date | GS | MIN | Total | | 3-Pointers | | Free throws | | Rebounds | | | | PF | A | TO | BLK | STL | PTS | AVG |
|-----------------------|------------|----------|---------------|--------------|-------------|------------|-------------|-------------|-------------|----------|-----------|-----------|------------|----------|----------|-----------|----------|----------|-----------|------------|
| | | | | FG-FGA | PCT | 3FG-3FGA | PCT | FT-FTA | PCT | OFF | DEF | TOT | AVG | | | | | | | |
| at Arizona St. | 11/06/2023 | | 13:43 | 1-3 | .333 | 0-2 | .000 | 0-0 | .000 | 3 | 4 | 7 | 7.0 | 0 | 0 | 2 | 0 | 0 | 2 | 2.0 |
| New Mexico St. | 11/10/2023 | | 22:19 | 8-9 | .889 | 2-3 | .667 | 1-2 | .500 | 1 | 4 | 5 | 6.0 | 1 | 1 | 2 | 0 | 1 | 19 | 10.5 |
| at A&M-Corpus Christi | 11/15/2023 | | 26:21 | 3-9 | .333 | 0-3 | .000 | 1-2 | .500 | 1 | 4 | 5 | 5.7 | 2 | 1 | 3 | 1 | 1 | 7 | 9.3 |
| at UT Arlington | 11/18/2023 | | 03:57 | 1-1 | 1.000 | 0-0 | .000 | 0-0 | .000 | 0 | 0 | 0 | 4.3 | 1 | 0 | 1 | 0 | 0 | 2 | 7.5 |
| at Texas Tech | 11/20/2023 | | 25:19 | 5-7 | .714 | 0-0 | .000 | 0-0 | .000 | 2 | 3 | 5 | 4.4 | 3 | 0 | 6 | 0 | 1 | 10 | 8.0 |
| at Sam Houston | 11/25/2023 | * | 26:38 | 4-7 | .571 | 0-0 | .000 | 0-0 | .000 | 1 | 7 | 8 | 5.0 | 1 | 3 | 4 | 0 | 0 | 8 | 8.0 |
| Totals | | 1 | 118:17 | 22-36 | .611 | 2-8 | .250 | 2-4 | .500 | 8 | 22 | 30 | 5.0 | 8 | 5 | 18 | 1 | 3 | 48 | 8.0 |

Player Averages

| Games Played | Minutes/game | Points/game | FG Pct | 3FG Pct | FT Pct | Rebounds/game | Assists/game | Turnovers/game | Assist/Turnover ratio | Steals/game | Blocks/game |
|--------------|--------------|-------------|--------|---------|--------|---------------|--------------|----------------|-----------------------|-------------|-------------|
| 6 | 19.7 | 8.0 | 61.1 | 25.0 | 50.0 | 5.0 | 0.8 | 3.0 | 0.3 | 0.5 | 0.2 |

PLAYER GAME-BY-GAME STATISTICS

13

SARAI ESTUPINAN

Junior • Guard • 5-5 • Cedar Park, Texas • Cedar Park HS • St. Mary's (TX) • Tallahassee CC



Estupinan's NCAA Career and 2023-24 Game Highs (* at St. Mary's)

| Career / Last | Category | 2023-24 / Last |
|--|---------------|----------------|
| 11 / November 20, 2021 vs Lander* | Points | N/A |
| 6 / December 13, 2021 at Angelo State* | Rebounds | N/A |
| 9 / January 8, 2022 at Midwestern State* | Assists | N/A |
| 3 / February 3, 2022 at Texas A&M-International* | Steals | N/A |
| N/A | Blocks | N/A |
| 4 / November 20, 2021 vs Lander* | FG Made | N/A |
| 9 / November 20, 2021 vs Lander* | FG Attempted | N/A |
| 3 / November 20, 2021 vs Lander* | 3PT Made | N/A |
| 7 / November 20, 2021 vs Lander* | 3PT Attempted | N/A |
| 4 / January 8, 2022 at Midwestern State* | FT Made | N/A |
| 6 / January 8, 2022 at Midwestern State* | FT Attempted | N/A |
| 20 / February 21, 2021 vs West Texas A&M* | Minutes | N/A |

HAS YET TO APPEAR IN THE 2023-24 SEASON

PLAYER GAME-BY-GAME STATISTICS

20

MAYA LINTON



Sophomore • Forward • 6-0 • Duncanville, Texas • Duncanville HS

Linton's Career and 2023-24 Game Highs

| Career / Last | Category | 2023-24 / Last |
|---|---------------|---|
| 15 / November 18, 2023 at UT Arlington | Points | 15 / November 18, 2023 at UT Arlington |
| 10 / November 18, 2023 at UT Arlington | Rebounds | 10 / November 18, 2023 at UT Arlington |
| 2 / January 25, 2023 at FIU | Assists | 1, 2x / November 24, 2023 at Sam Houston |
| 3 / February 18, 2023 at UAB | Steals | 3 / November 6, 2023 at Arizona State |
| 2 / March 10, 2023 vs Western Kentucky | Blocks | N/A |
| 6 / November 18, 2023 at UT Arlington | FG Made | 6 / November 18, 2023 at UT Arlington |
| 11 / November 18, 2023 at UT Arlington | FG Attempted | 11 / November 18, 2023 at UT Arlington |
| N/A | 3PT Made | N/A |
| 1, 3x / November 15, 2023 at Texas A&M-Corpus Christi | 3PT Attempted | 1, 2x / November 15, 2023 at Texas A&M-Corpus Christi |
| 4 / November 24, 2023 at Sam Houston | FT Made | 4 / November 24, 2023 at Sam Houston |
| 8 / November 24, 2023 at Sam Houston | FT Attempted | 8 / November 24, 2023 at Sam Houston |
| 26 / November 18, 2023 at UT Arlington | Minutes | 26 / November 18, 2023 at UT Arlington |

2023-24 STATISTICS

#20 LINTON, Maya

| Opponent | Date | GS | MIN | Total | | 3-Pointers | | Free throws | | Rebounds | | | | PF | A | TO | BLK | STL | PTS | AVG | |
|-----------------------|------------|----|----------|---------------|--------------|-------------|------------|-------------|--------------|-------------|-----------|-----------|-----------|------------|-----------|----------|----------|----------|-----------|-----------|------------|
| | | | | FG-FGA | PCT | 3FG-3FGA | PCT | FT-FTA | PCT | OFF | DEF | TOT | AVG | | | | | | | | |
| at Arizona St. | 11/06/2023 | * | 20:22 | 4-7 | .571 | 0-0 | .000 | 2-2 | 1.000 | 1 | 3 | 4 | 4.0 | 5 | 0 | 0 | 0 | 3 | 10 | 10.0 | |
| New Mexico St. | 11/10/2023 | * | 20:49 | 3-6 | .500 | 0-1 | .000 | 3-3 | 1.000 | 5 | 1 | 6 | 5.0 | 5 | 0 | 2 | 0 | 1 | 9 | 9.5 | |
| at A&M-Corpus Christi | 11/15/2023 | | 18:35 | 0-3 | .000 | 0-1 | .000 | 0-0 | .000 | 3 | 4 | 7 | 5.7 | 3 | 0 | 2 | 0 | 2 | 0 | 6.3 | |
| at UT Arlington | 11/18/2023 | * | 26:41 | 6-11 | .545 | 0-0 | .000 | 3-6 | .500 | 3 | 7 | 10 | 6.8 | 5 | 0 | 1 | 0 | 2 | 15 | 8.5 | |
| at Texas Tech | 11/20/2023 | * | 23:04 | 0-1 | .000 | 0-0 | .000 | 2-4 | .500 | 4 | 0 | 4 | 6.2 | 4 | 1 | 2 | 0 | 2 | 2 | 7.2 | |
| at Sam Houston | 11/25/2023 | * | 14:23 | 0-2 | .000 | 0-0 | .000 | 4-8 | .500 | 2 | 4 | 6 | 6.2 | 2 | 1 | 0 | 0 | 0 | 4 | 6.7 | |
| Totals | | | 5 | 123:54 | 13-30 | .433 | 0-2 | .000 | 14-23 | .609 | 18 | 19 | 37 | 6.2 | 24 | 2 | 7 | 0 | 10 | 40 | 6.7 |

Player Averages

| Games Played | Minutes/game | Points/game | FG Pct | 3FG Pct | FT Pct | Rebounds/game | Assists/game | Turnovers/game | Assist/Turnover ratio | Steals/game | Blocks/game |
|--------------|--------------|-------------|--------|---------|--------|---------------|--------------|----------------|-----------------------|-------------|-------------|
| 6 | 20.6 | 6.7 | 43.3 | 0.0 | 60.9 | 6.2 | 0.3 | 1.2 | 0.3 | 1.7 | 0.0 |

PLAYER GAME-BY-GAME STATISTICS

21

CHEYENNE ROWE

Sophomore • Forward • 6-2 • Ajax, Ontario, Canada • Bill Crothers Secondary School • James Madison



Rowe's Career and 2023-24 Game Highs (* at James Madison)

| Career / Last | Category | 2023-24 / Last |
|---|---------------|---|
| 11 / December 4, 2022 vs UMES* | Points | 7 / November 15, 2023 at Texas A&M-Corpus Christi |
| 9 / November 6, 2023 at Arizona State | Rebounds | 9 / November 6, 2023 at Arizona State |
| 1, 5x / November 20, 2023 at Texas Tech | Assists | 1, 3x / November 20, 2023 at Texas Tech |
| 1, 2x / December 29, 2022 vs Coastal Carolina* | Steals | N/A |
| 2, 2x / December 17, 2022 at Hampton* | Blocks | 1 / November 20, 2023 at Texas Tech |
| 5 / December 4, 2022 vs UMES* | FG Made | 2, 2x / November 15, 2023 at Texas A&M-Corpus Christi |
| 5 / December 4, 2022 vs UMES* | FG Attempted | 4 / November 6, 2023 at Arizona State |
| N/A | 3PT Made | N/A |
| N/A | 3PT Attempted | N/A |
| 3 / November 15, 2023 at Texas A&M-Corpus Christi | FT Made | 3 / November 15, 2023 at Texas A&M-Corpus Christi |
| 4, 3x / November 15, 2023 at Texas A&M-Corpus Christi | FT Attempted | 4, 2x / November 15, 2023 at Texas A&M-Corpus Christi |
| 17, 2x / November 6, 2023 at Arizona State | Minutes | 17, 2x / November 6, 2023 at Arizona State |

#21 ROWE, Cheyenne

2023-24 STATISTICS

| Opponent | Date | GS | MIN | Total | | 3-Pointers | | Free throws | | Rebounds | | | | PF | A | TO | BLK | STL | PTS | AVG |
|-----------------------|------------|----------|--------------|------------|-------------|------------|-------------|-------------|-------------|-----------|----------|-----------|------------|----------|----------|----------|----------|----------|-----------|------------|
| | | | | FG-FGA | PCT | 3FG-3FGA | PCT | FT-FTA | PCT | OFF | DEF | TOT | AVG | | | | | | | |
| at Arizona St. | 11/06/2023 | | 17:13 | 2-4 | .500 | 0-0 | .000 | 2-3 | .667 | 5 | 4 | 9 | 9.0 | 2 | 1 | 0 | 0 | 0 | 6 | 6.0 |
| New Mexico St. | 11/10/2023 | | 07:25 | 0-0 | .000 | 0-0 | .000 | 1-2 | .500 | 1 | 0 | 1 | 5.0 | 1 | 0 | 0 | 0 | 0 | 1 | 3.5 |
| at A&M-Corpus Christi | 11/15/2023 | | 13:41 | 2-3 | .667 | 0-0 | .000 | 3-4 | .750 | 4 | 3 | 7 | 5.7 | 1 | 0 | 0 | 0 | 0 | 7 | 4.7 |
| at UT Arlington | 11/18/2023 | | 06:03 | 0-1 | .000 | 0-0 | .000 | 0-0 | .000 | 0 | 1 | 1 | 4.5 | 1 | 1 | 1 | 0 | 0 | 0 | 3.5 |
| at Texas Tech | 11/20/2023 | | 09:30 | 1-1 | 1.000 | 0-0 | .000 | 0-2 | .000 | 1 | 0 | 1 | 3.8 | 1 | 1 | 0 | 1 | 0 | 2 | 3.2 |
| at Sam Houston | 11/25/2023 | | 03:44 | 0-0 | .000 | 0-0 | .000 | 1-2 | .500 | 0 | 1 | 1 | 3.3 | 1 | 0 | 0 | 0 | 0 | 1 | 2.8 |
| Totals | | 0 | 57:36 | 5-9 | .556 | 0-0 | .000 | 7-13 | .538 | 11 | 9 | 20 | 3.3 | 7 | 3 | 1 | 1 | 0 | 17 | 2.8 |

Player Averages

| Games Played | Minutes/game | Points/game | FG Pct | 3FG Pct | FT Pct | Rebounds/game | Assists/game | Turnovers/game | Assist/Turnover ratio | Steals/game | Blocks/game |
|--------------|--------------|-------------|--------|---------|--------|---------------|--------------|----------------|-----------------------|-------------|-------------|
| 6 | 9.6 | 2.8 | 55.6 | 0.0 | 53.8 | 3.3 | 0.5 | 0.2 | 3.0 | 0.0 | 0.2 |

PLAYER GAME-BY-GAME STATISTICS

22

KYRA WHITE



Senior • Guard • 5-9 • Converse, Texas • Judson HS • Southern California

White's Career and 2023-24 Game Highs

| Career / Last | Category | 2023-24 / Last |
|--|---------------|---|
| 22 / January 25, 2023 at FIU | Points | 18 / November 15, 2023 at Texas A&M-Corpus Christi |
| 13 / January 4, 2023 at Middle Tennessee | Rebounds | 8, 2x / November 20, 2023 at Texas Tech |
| 9, 2x / February 2, 2023 at Western Kentucky | Assists | 6 / November 18, 2023 at UT Arlington |
| 5 / March 9, 2023 vs Rice | Steals | 3 / November 10, 2023 vs New Mexico State |
| 3, 4x / November 6, 2023 at Arizona State | Blocks | 3 / November 6, 2023 at Arizona State |
| 10 / January 25, 2023 at FIU | FG Made | 5, 2x / November 24, 2023 at Sam Houston |
| 16 / January 25, 2023 at FIU | FG Attempted | 17 / November 10, 2023 vs New Mexico State |
| 3, 5x / November 20, 2023 at Texas Tech | 3PT Made | 3, 2x / November 20, 2023 at Texas Tech |
| 8, 3x / November 10, 2023 vs New Mexico State | 3PT Attempted | 8 / November 10, 2023 vs New Mexico State |
| 5 / November 15, 2023 at Texas A&M-Corpus Christi | FT Made | 5 / November 15, 2023 at Texas A&M-Corpus Christi |
| 6, 2x / November 15, 2023 at Texas A&M-Corpus Christi | FT Attempted | 6, 2x / November 15, 2023 at Texas A&M-Corpus Christi |
| 42, 2x / November 15, 2023 at Texas A&M-Corpus Christi | Minutes | 42 / November 15, 2023 at Texas A&M-Corpus Christi |

2023-24 STATISTICS

| Opponent | Date | GS | MIN | Total | | 3-Pointers | | Free throws | | Rebounds | | | | PF | A | TO | BLK | STL | PTS | AVG |
|-----------------------|------------|----|-----------------|--------------|-------------|--------------|-------------|--------------|-------------|----------|-----------|-----------|------------|-----------|-----------|-----------|----------|----------|-----------|-------------|
| | | | | FG-FGA | PCT | 3FG-3FGA | PCT | FT-FTA | PCT | OFF | DEF | TOT | AVG | | | | | | | |
| at Arizona St. | 11/06/2023 | * | 36:41 | 3-9 | .333 | 1-2 | .500 | 1-2 | .500 | 0 | 2 | 2 | 2.0 | 2 | 4 | 3 | 3 | 1 | 8 | 8.0 |
| New Mexico St. | 11/10/2023 | * | 32:48 | 4-17 | .235 | 2-8 | .250 | 3-6 | .500 | 2 | 6 | 8 | 5.0 | 1 | 3 | 2 | 0 | 3 | 13 | 10.5 |
| at A&M-Corpus Christi | 11/15/2023 | * | 42:41 | 5-13 | .385 | 3-6 | .500 | 5-6 | .833 | 3 | 3 | 6 | 5.3 | 1 | 5 | 1 | 1 | 1 | 18 | 13.0 |
| at UT Arlington | 11/18/2023 | * | 34:57 | 2-6 | .333 | 0-1 | .000 | 1-2 | .500 | 1 | 5 | 6 | 5.5 | 2 | 6 | 2 | 0 | 0 | 5 | 11.0 |
| at Texas Tech | 11/20/2023 | * | 34:49 | 4-11 | .364 | 3-5 | .600 | 2-2 | 1.000 | 0 | 8 | 8 | 6.0 | 3 | 3 | 6 | 1 | 0 | 13 | 11.4 |
| at Sam Houston | 11/25/2023 | * | 36:04 | 5-16 | .313 | 1-3 | .333 | 3-3 | 1.000 | 0 | 3 | 3 | 5.5 | 2 | 1 | 6 | 1 | 2 | 14 | 11.8 |
| Totals | | | 6 218:00 | 23-72 | .319 | 10-25 | .400 | 15-21 | .714 | 6 | 27 | 33 | 5.5 | 11 | 22 | 20 | 6 | 7 | 71 | 11.8 |

Player Averages

| Games Played | Minutes/game | Points/game | FG Pct | 3FG Pct | FT Pct | Rebounds/game | Assists/game | Turnovers/game | Assist/Turnover ratio | Steals/game | Blocks/game |
|--------------|--------------|-------------|--------|---------|--------|---------------|--------------|----------------|-----------------------|-------------|-------------|
| 6 | 36.3 | 11.8 | 31.9 | 40.0 | 71.4 | 5.5 | 3.7 | 3.3 | 1.1 | 1.2 | 1.0 |

PLAYER GAME-BY-GAME STATISTICS

23

KYLEIGH MCGUIRE

Senior • Forward • 5-11 • Houston, Texas • Atascocita HS



McGuire's Career and 2023-24 Game Highs

| Career / Last | Category | 2023-24 / Last |
|--|---------------|---------------------------------------|
| 12 / February 6, 2021 vs FIU | Points | 2 / November 6, 2023 at Arizona State |
| 13 / February 6, 2021 vs FIU | Rebounds | 1 / November 6, 2023 at Arizona State |
| 1, 7x / March 2, 2023 at Charlotte | Assists | 3 / November 6, 2023 at Arizona State |
| 1, 6x / March 2, 2023 at Charlotte | Steals | N/A |
| 1, 3x / January 19, 2023 vs Florida Atlantic | Blocks | N/A |
| 4 / February 6, 2021 vs FIU | FG Made | 1 / November 6, 2023 at Arizona State |
| 8 / February 6, 2021 vs FIU | FG Attempted | 1 / November 6, 2023 at Arizona State |
| N/A | 3PT Made | N/A |
| N/A | 3PT Attempted | N/A |
| 5 / November 30, 2020 | FT Made | N/A |
| 8 / February 6, 2021 vs FIU | FT Attempted | N/A |
| 45 / February 6, 2021 vs FIU | Minutes | 7 / November 6, 2023 at Arizona State |

#23 MCGUIRE, Kyleigh

2023-24 STATISTICS

| Opponent | Date | GS | MIN | Total | | 3-Pointers | | Free throws | | Rebounds | | | | PF | A | TO | BLK | STL | PTS | AVG |
|----------------|------------|----------|--------------|------------|--------------|------------|-------------|-------------|-------------|----------|----------|----------|------------|----------|----------|----------|----------|----------|----------|------------|
| | | | | FG-FGA | PCT | 3FG-3FGA | PCT | FT-FTA | PCT | OFF | DEF | TOT | AVG | | | | | | | |
| at Arizona St. | 11/06/2023 | | 07:25 | 1-1 | 1.000 | 0-0 | .000 | 0-0 | .000 | 0 | 1 | 1 | 1.0 | 1 | 1 | 1 | 0 | 0 | 2 | 2.0 |
| Totals | | 0 | 07:25 | 1-1 | 1.000 | 0-0 | .000 | 0-0 | .000 | 0 | 1 | 1 | 1.0 | 1 | 1 | 1 | 0 | 0 | 2 | 2.0 |

Player Averages

| Games Played | Minutes/game | Points/game | FG Pct | 3FG Pct | FT Pct | Rebounds/game | Assists/game | Turnovers/game | Assist/Turnover ratio | Steals/game | Blocks/game |
|--------------|--------------|-------------|--------|---------|--------|---------------|--------------|----------------|-----------------------|-------------|-------------|
| 1 | 7.4 | 2.0 | 100.0 | 0.0 | 0.0 | 1.0 | 1.0 | 1.0 | 1.0 | 0.0 | 0.0 |

PLAYER GAME-BY-GAME STATISTICS

25

IDARA UDO



Freshman • Forward • 6-1 • Plano, Texas • Plano East HS

Udo's Career and 2023-24 Game Highs

| Career / Last | Category | 2023-24 / Last |
|--|---------------|--|
| 10 / November 6, 2023 at Arizona State | Points | 10 / November 6, 2023 at Arizona State |
| 11 / November 10, 2023 vs New Mexico State | Rebounds | 11 / November 10, 2023 vs New Mexico State |
| 1, 3x / November 18, 2023 at UT Arlington | Assists | 1, 3x / November 18, 2023 at UT Arlington |
| 1, 4x / November 24, 2023 at Sam Houston | Steals | 1, 4x / November 24, 2023 at Sam Houston |
| 2, 3x / November 20, 2023 at Texas Tech | Blocks | 2, 3x / November 20, 2023 at Texas Tech |
| 4, 2x / November 18, 2023 at UT Arlington | FG Made | 4, 2x / November 18, 2023 at UT Arlington |
| 9 / November 18, 2023 at UT Arlington | FG Attempted | 9 / November 18, 2023 at UT Arlington |
| N/A | 3PT Made | N/A |
| N/A | 3PT Attempted | N/A |
| 2 / November 6, 2023 at Arizona State | FT Made | 2 / November 6, 2023 at Arizona State |
| 6 / November 6, 2023 at Arizona State | FT Attempted | 6 / November 6, 2023 at Arizona State |
| 24 / November 10, 2023 vs New Mexico State | Minutes | 24 / November 10, 2023 vs New Mexico State |

2023-24 STATISTICS

| Opponent | Date | GS | MIN | Total | | 3-Pointers | | Free throws | | Rebounds | | | | PF | A | TO | BLK | STL | PTS | AVG |
|-----------------------|------------|----------|---------------|--------------|-------------|------------|-------------|-------------|-------------|-----------|-----------|-----------|------------|-----------|----------|-----------|----------|----------|-----------|------------|
| | | | | FG-FGA | PCT | 3FG-3FGA | PCT | FT-FTA | PCT | OFF | DEF | TOT | AVG | | | | | | | |
| at Arizona St. | 11/06/2023 | | 23:19 | 4-7 | .571 | 0-0 | .000 | 2-6 | .333 | 4 | 5 | 9 | 9.0 | 4 | 0 | 2 | 2 | 1 | 10 | 10.0 |
| New Mexico St. | 11/10/2023 | | 24:14 | 1-3 | .333 | 0-0 | .000 | 0-2 | .000 | 4 | 7 | 11 | 10.0 | 1 | 1 | 0 | 2 | 1 | 2 | 6.0 |
| at A&M-Corpus Christi | 11/15/2023 | * | 11:00 | 1-5 | .200 | 0-0 | .000 | 0-2 | .000 | 2 | 4 | 6 | 8.7 | 5 | 1 | 2 | 1 | 0 | 2 | 4.7 |
| at UT Arlington | 11/18/2023 | | 21:03 | 4-9 | .444 | 0-0 | .000 | 1-2 | .500 | 4 | 3 | 7 | 8.3 | 2 | 1 | 3 | 0 | 1 | 9 | 5.8 |
| at Texas Tech | 11/20/2023 | | 14:45 | 1-4 | .250 | 0-0 | .000 | 1-1 | 1.000 | 2 | 2 | 4 | 7.4 | 5 | 0 | 4 | 2 | 0 | 3 | 5.2 |
| at Sam Houston | 11/25/2023 | | 19:26 | 2-4 | .500 | 0-0 | .000 | 1-2 | .500 | 3 | 2 | 5 | 7.0 | 2 | 0 | 1 | 1 | 1 | 5 | 5.2 |
| Totals | | 1 | 113:47 | 13-32 | .406 | 0-0 | .000 | 5-15 | .333 | 19 | 23 | 42 | 7.0 | 19 | 3 | 12 | 8 | 4 | 31 | 5.2 |

Player Averages

| Games Played | Minutes/game | Points/game | FG Pct | 3FG Pct | FT Pct | Rebounds/game | Assists/game | Turnovers/game | Assist/Turnover ratio | Steals/game | Blocks/game |
|--------------|--------------|-------------|--------|---------|--------|---------------|--------------|----------------|-----------------------|-------------|-------------|
| 6 | 19.0 | 5.2 | 40.6 | 0.0 | 33.3 | 7.0 | 0.5 | 2.0 | 0.3 | 0.7 | 1.3 |

PLAYER GAME-BY-GAME STATISTICS

30

NISSA SAM-GRANT

Senior • Center • 6-4 • Toronto, Ontario Canada • Wheeler HS • Arkansas-Pine Bluff • Panola College



Sam-Grant's NCAA Career and 2023-24 Game Highs (* at Arkansas-Pine Bluff)

| Career / Last | Category | 2023-24 / Last |
|--|---------------|---|
| 10 / November 21, 2019 at Illinois* | Points | 2 / November 15, 2023 at Texas A&M-Corpus Christi |
| 12 / January 27, 2020 at Texas Southern* | Rebounds | 1 / November 15, 2023 at Texas A&M-Corpus Christi |
| 3 / February 23, 2021 at Prairie View A&M* | Assists | N/A |
| 2 / December 17, 2020 vs New Mexico* | Steals | N/A |
| 8 / January 11, 2021 vs Alabama A&M* | Blocks | 1, 2x / November 24, 2023 at Sam Houston |
| 4 / November 21, 2019 at Illinois* | FG Made | 1 / November 15, 2023 at Texas A&M-Corpus Christi |
| 7 / November 29, 2019 at Iowa State* | FG Attempted | 1 / November 15, 2023 at Texas A&M-Corpus Christi |
| 1, 2x / December 21, 202 at Arkansas* | 3PT Made | N/A |
| 2 / December 20, 2019 at Texas Tech* | 3PT Attempted | N/A |
| 4 / January 25, 2020 at Prairie View A&M* | FT Made | N/A |
| 5 / December 29, 2020 at Oklahoma* | FT Attempted | N/A |
| 28 / December 29, 2020 at Oklahoma* | Minutes | 3 / November 15, 2023 at Texas A&M-Corpus Christi |

2023-24 STATISTICS

#30 SAM-GRANT, Nissa

| Opponent | Date | GS | MIN | Total | | 3-Pointers | | Free throws | | Rebounds | | | | PF | A | TO | BLK | STL | PTS | AVG |
|-----------------------|------------|----------|--------------|------------|--------------|------------|-------------|-------------|-------------|----------|----------|----------|------------|----------|----------|----------|----------|----------|----------|------------|
| | | | | FG-FGA | PCT | 3FG-3FGA | PCT | FT-FTA | PCT | OFF | DEF | TOT | AVG | | | | | | | |
| at Arizona St. | 11/06/2023 | | 01:18 | 0-0 | .000 | 0-0 | .000 | 0-0 | .000 | 0 | 0 | 0 | 0.0 | 0 | 0 | 0 | 0 | 0 | 0 | 0.0 |
| at A&M-Corpus Christi | 11/15/2023 | | 03:09 | 1-1 | 1.000 | 0-0 | .000 | 0-0 | .000 | 0 | 1 | 1 | 0.5 | 2 | 0 | 0 | 1 | 0 | 2 | 1.0 |
| at Texas Tech | 11/20/2023 | | 04:37 | 0-0 | .000 | 0-0 | .000 | 0-0 | .000 | 0 | 0 | 0 | 0.3 | 0 | 0 | 0 | 0 | 0 | 0 | 0.7 |
| at Sam Houston | 11/25/2023 | | 01:47 | 0-0 | .000 | 0-0 | .000 | 0-0 | .000 | 0 | 0 | 0 | 0.3 | 0 | 0 | 1 | 1 | 0 | 0 | 0.5 |
| Totals | | 0 | 10:51 | 1-1 | 1.000 | 0-0 | .000 | 0-0 | .000 | 0 | 1 | 1 | 0.3 | 2 | 0 | 1 | 2 | 0 | 2 | 0.5 |

Player Averages

| Games Played | Minutes/game | Points/game | FG Pct | 3FG Pct | FT Pct | Rebounds/game | Assists/game | Turnovers/game | Assist/Turnover ratio | Steals/game | Blocks/game |
|--------------|--------------|-------------|--------|---------|--------|---------------|--------------|----------------|-----------------------|-------------|-------------|
| 4 | 2.7 | 0.5 | 100.0 | 0.0 | 0.0 | 0.3 | 0.0 | 0.3 | 0.0 | 0.0 | 0.5 |

PLAYER GAME-BY-GAME STATISTICS

32

JORDYN JENKINS

Senior • Forward • 6-0 • Kent, Washington • Kentridge HS • Southern California



Jenkins' Career and 2023-24 Game Highs (* at USC)

| Career / Last | Category | 2023-24 / Last |
|--|---------------|----------------|
| 40 / February 20, 2023 at North Texas | Points | N/A |
| 16 / January 4, 2023 vs Middle Tennessee | Rebounds | N/A |
| 5 / January 16, 2022 vs Washington* | Assists | N/A |
| 4 / November 26, 2022 vs St. John's | Steals | N/A |
| 4 / November 30, 2022 at Texas State | Blocks | N/A |
| 15 / January 11, 2023 vs UTEP | FG Made | N/A |
| 22 / January 11, 2023 vs UTEP | FG Attempted | N/A |
| 3, 4x / February 20, 2023 at North Texas | 3PT Made | N/A |
| 6 / March 8, 2023 vs Florida Atlantic | 3PT Attempted | N/A |
| 13 / February 20, 2023 at North Texas | FT Made | N/A |
| 16 / February 20, 2023 at North Texas | FT Attempted | N/A |
| 39 / February 20, 2023 at North Texas | Minutes | N/A |

HAS YET TO APPEAR IN THE 2023-24 SEASON

2023-24 ROADRUNNER WOMEN'S BASKETBALL STATS



PLAYER SEASON / CAREER STATISTICS



Summary

| Player | Season Statistics | | | | | | | | | | Career Statistics | | | | | | | | | |
|-------------------|-------------------|-------|-------|------|-------|-----|-----|-----|-----|-------|-------------------|-------|-------|------|------|-----|-----|-----|-----|-------|
| | GP-GS | MIN/G | FG% | 3FG% | FT% | R/G | A/G | STL | BLK | PTS/G | GP-GS | MIN/G | FG% | 3FG% | FT% | R/G | A/G | STL | BLK | PTS/G |
| ATWOOD, Hailey | 6-2 | 10.5 | .000 | .000 | 1.000 | 1.5 | 0.3 | 0 | 1 | 0.3 | 64-34 | 20.8 | .320 | .160 | .609 | 3.5 | 0.9 | 27 | 11 | 3.5 |
| COCKRELL, Madison | 4-0 | 6.6 | .250 | .500 | 1.000 | 1.8 | 0.5 | 3 | 0 | 1.5 | 21-2 | 10.4 | .350 | .333 | .647 | 1.5 | 0.8 | 13 | 0 | 2.9 |
| COLEMAN, Elyssa | 6-6 | 25.2 | .418 | .000 | .286 | 5.8 | 0.2 | 4 | 14 | 8.0 | 68-54 | 24.1 | .421 | .184 | .648 | 5.8 | 0.5 | 33 | 109 | 8.6 |
| GUTTADAURO, Siena | 5-0 | 9.8 | .235 | .200 | .500 | 0.6 | 0.6 | 0 | 0 | 2.4 | 33-3 | 11.7 | .265 | .262 | .583 | 1.1 | 0.7 | 9 | 1 | 2.5 |
| LINTON, Maya | 6-5 | 20.6 | .433 | .000 | .609 | 6.2 | 0.3 | 10 | 0 | 6.7 | 37-6 | 16.2 | .415 | .000 | .636 | 4.0 | 0.4 | 23 | 8 | 2.9 |
| LOVE, Sidney | 6-6 | 32.1 | .429 | .231 | .879 | 3.5 | 2.2 | 11 | 2 | 13.3 | 35-30 | 29.4 | .426 | .330 | .833 | 3.6 | 2.3 | 48 | 6 | 10.6 |
| LUCIO, Emma | 1-0 | 11.4 | .000 | .000 | .000 | 2.0 | 0.0 | 0 | 0 | 0.0 | 1-0 | 11.4 | .000 | .000 | .000 | 2.0 | 0.0 | 0 | 0 | 0.0 |
| MCGUIRE, Kyleigh | 1-0 | 7.4 | 1.000 | .000 | .000 | 1.0 | 1.0 | 0 | 0 | 2.0 | 43-7 | 9.6 | .379 | .000 | .558 | 2.0 | 0.2 | 6 | 3 | 1.6 |
| PARKER, Alexis | 6-3 | 13.5 | .267 | .000 | .250 | 1.3 | 0.8 | 4 | 1 | 1.8 | 30-4 | 12.8 | .354 | .219 | .308 | 1.2 | 0.8 | 15 | 2 | 2.0 |
| PROCTOR, Aysia | 6-1 | 19.7 | .611 | .250 | .500 | 5.0 | 0.8 | 3 | 1 | 8.0 | 6-1 | 19.7 | .611 | .250 | .500 | 5.0 | 0.8 | 3 | 1 | 8.0 |
| ROWE, Cheyenne | 6-0 | 9.6 | .556 | .000 | .538 | 3.3 | 0.5 | 0 | 1 | 2.8 | 22-0 | 9.1 | .645 | .000 | .556 | 2.7 | 0.2 | 2 | 5 | 2.5 |
| SAM-GRANT, Nissa | 4-0 | 2.7 | 1.000 | .000 | .000 | 0.3 | 0.0 | 0 | 2 | 0.5 | 4-0 | 2.7 | 1.000 | .000 | .000 | 0.3 | 0.0 | 0 | 2 | 0.5 |
| UDO, Idara | 6-1 | 19.0 | .406 | .000 | .333 | 7.0 | 0.5 | 4 | 8 | 5.2 | 6-1 | 19.0 | .406 | .000 | .333 | 7.0 | 0.5 | 4 | 8 | 5.2 |
| WHITE, Kyra | 6-6 | 36.3 | .319 | .400 | .714 | 5.5 | 3.7 | 7 | 6 | 11.8 | 115-60 | 22.9 | .355 | .288 | .685 | 2.8 | 2.5 | 90 | 58 | 4.0 |

Scoring

| Player | Season Statistics | | | | | | | | Career Statistics | | | | | | | |
|-------------------|-------------------|-------|----------|------|--------|-------|-----|-------|-------------------|-------|----------|------|--------|------|-----|-------|
| | FG-FGA | FG% | 3FG-3FGA | 3FG% | FT-FTA | FT% | PTS | PTS/G | FG-FGA | FG% | 3FG-3FGA | 3FG% | FT-FTA | FT% | PTS | PTS/G |
| ATWOOD, Hailey | 0-6 | .000 | 0-1 | .000 | 2-2 | 1.000 | 2 | 0.3 | 90-281 | .320 | 13-81 | .160 | 28-46 | .609 | 221 | 3.5 |
| COCKRELL, Madison | 2-8 | .250 | 1-2 | .500 | 1-1 | 1.000 | 6 | 1.5 | 21-60 | .350 | 8-24 | .333 | 11-17 | .647 | 61 | 2.9 |
| COLEMAN, Elyssa | 23-55 | .418 | 0-2 | .000 | 2-7 | .286 | 48 | 8.0 | 243-577 | .421 | 7-38 | .184 | 92-142 | .648 | 585 | 8.6 |
| GUTTADAURO, Siena | 4-17 | .235 | 3-15 | .200 | 1-2 | .500 | 12 | 2.4 | 27-102 | .265 | 22-84 | .262 | 7-12 | .583 | 83 | 2.5 |
| LINTON, Maya | 13-30 | .433 | 0-2 | .000 | 14-23 | .609 | 40 | 6.7 | 39-94 | .415 | 0-3 | .000 | 28-44 | .636 | 106 | 2.9 |
| LOVE, Sidney | 24-56 | .429 | 3-13 | .231 | 29-33 | .879 | 80 | 13.3 | 132-310 | .426 | 32-97 | .330 | 75-90 | .833 | 371 | 10.6 |
| LUCIO, Emma | 0-1 | .000 | 0-0 | .000 | 0-0 | .000 | 0 | 0.0 | 0-1 | .000 | 0-0 | .000 | 0-0 | .000 | 0 | 0.0 |
| MCGUIRE, Kyleigh | 1-1 | 1.000 | 0-0 | .000 | 0-0 | .000 | 2 | 2.0 | 22-58 | .379 | 0-0 | .000 | 24-43 | .558 | 68 | 1.6 |
| PARKER, Alexis | 4-15 | .267 | 0-6 | .000 | 3-12 | .250 | 11 | 1.8 | 23-65 | .354 | 7-32 | .219 | 8-26 | .308 | 61 | 2.0 |
| PROCTOR, Aysia | 22-36 | .611 | 2-8 | .250 | 2-4 | .500 | 48 | 8.0 | 22-36 | .611 | 2-8 | .250 | 2-4 | .500 | 48 | 8.0 |
| ROWE, Cheyenne | 5-9 | .556 | 0-0 | .000 | 7-13 | .538 | 17 | 2.8 | 20-31 | .645 | 0-0 | .000 | 15-27 | .556 | 55 | 2.5 |
| SAM-GRANT, Nissa | 1-1 | 1.000 | 0-0 | .000 | 0-0 | .000 | 2 | 0.5 | 1-1 | 1.000 | 0-0 | .000 | 0-0 | .000 | 2 | 0.5 |
| UDO, Idara | 13-32 | .406 | 0-0 | .000 | 5-15 | .333 | 31 | 5.2 | 13-32 | .406 | 0-0 | .000 | 5-15 | .333 | 31 | 5.2 |
| WHITE, Kyra | 23-72 | .319 | 10-25 | .400 | 15-21 | .714 | 71 | 11.8 | 175-493 | .355 | 47-163 | .288 | 61-89 | .685 | 458 | 4.0 |

Totals

| Player | Season Statistics | | | | | | | | | Career Statistics | | | | | | | | |
|-------------------|-------------------|-------|-------|----|----|----|----|------|-------|-------------------|-------|-----|----|-----|-----|------|--|--|
| | O-REB | D-REB | TOTAL | PF | FO | A | TO | A/TO | O-REB | D-REB | TOTAL | PF | FO | A | TO | A/TO | | |
| ATWOOD, Hailey | 3 | 6 | 9 | 11 | 0 | 2 | 9 | 0.2 | 86 | 138 | 224 | 118 | 0 | 57 | 100 | 0.6 | | |
| COCKRELL, Madison | 2 | 5 | 7 | 3 | 0 | 2 | 4 | 0.5 | 9 | 23 | 32 | 27 | 1 | 17 | 24 | 0.7 | | |
| COLEMAN, Elyssa | 11 | 24 | 35 | 21 | 3 | 1 | 17 | 0.1 | 160 | 233 | 393 | 202 | 11 | 32 | 130 | 0.2 | | |
| GUTTADAURO, Siena | 2 | 1 | 3 | 4 | 0 | 3 | 5 | 0.6 | 11 | 24 | 35 | 15 | 0 | 23 | 24 | 1.0 | | |
| LINTON, Maya | 18 | 19 | 37 | 24 | 3 | 2 | 7 | 0.3 | 68 | 79 | 147 | 109 | 4 | 15 | 44 | 0.3 | | |
| LOVE, Sidney | 4 | 17 | 21 | 16 | 1 | 13 | 19 | 0.7 | 35 | 92 | 127 | 93 | 1 | 80 | 100 | 0.8 | | |
| LUCIO, Emma | 0 | 2 | 2 | 1 | 0 | 0 | 1 | 0.0 | 0 | 2 | 2 | 1 | 0 | 0 | 1 | 0.0 | | |
| MCGUIRE, Kyleigh | 0 | 1 | 1 | 1 | 0 | 1 | 1 | 1.0 | 38 | 48 | 86 | 75 | 3 | 8 | 24 | 0.3 | | |
| PARKER, Alexis | 2 | 6 | 8 | 4 | 0 | 5 | 9 | 0.6 | 10 | 26 | 36 | 33 | 0 | 23 | 25 | 0.9 | | |
| PROCTOR, Aysia | 8 | 22 | 30 | 8 | 0 | 5 | 18 | 0.3 | 8 | 22 | 30 | 8 | 0 | 5 | 18 | 0.3 | | |
| ROWE, Cheyenne | 11 | 9 | 20 | 7 | 0 | 3 | 1 | 3.0 | 34 | 25 | 59 | 31 | 1 | 5 | 9 | 0.6 | | |
| SAM-GRANT, Nissa | 0 | 1 | 1 | 2 | 0 | 0 | 1 | 0.0 | 0 | 1 | 1 | 2 | 0 | 0 | 1 | 0.0 | | |
| UDO, Idara | 19 | 23 | 42 | 19 | 2 | 3 | 12 | 0.3 | 19 | 23 | 42 | 19 | 2 | 3 | 12 | 0.3 | | |
| WHITE, Kyra | 6 | 27 | 33 | 11 | 0 | 22 | 20 | 1.1 | 46 | 278 | 324 | 184 | 3 | 292 | 234 | 1.2 | | |

2023-24 ROADRUNNER WOMEN'S BASKETBALL STATS



TEAM AND OPPONENTS STATISTICS



| | UTSA | OPP |
|------------------------|----------------|----------------|
| Scoring | 370 | 369 |
| Points per game | 61.7 | 61.5 |
| Scoring margin | +0.2 | - |
| Field goals-att | 135-339 | 124-356 |
| Field goal pct | .398 | .348 |
| 3 point fg-att | 19-74 | 34-126 |
| 3-point FG pct | .257 | .270 |
| 3-pt FG made per game | 3.2 | 5.7 |
| Free throws-att | 81-133 | 87-145 |
| Free throw pct | .609 | .600 |
| F-Throws made per game | 13.5 | 14.5 |
| Rebounds | 279 | 198 |
| Rebounds per game | 46.5 | 33.0 |
| Rebounding margin | +13.5 | - |
| Assists | 62 | 70 |
| Assists per game | 10.3 | 11.7 |
| Turnovers | 130 | 86 |
| Turnovers per game | 21.7 | 14.3 |
| Turnover margin | -7.3 | - |
| Assist/turnover ratio | 0.5 | 0.8 |
| Steals | 46 | 62 |
| Steals per game | 7.7 | 10.3 |
| Blocks | 36 | 13 |
| Blocks per game | 6.0 | 2.2 |
| Winning streak | 1 | - |
| Home win streak | 1 | - |
| Attendance | 712 | 6822 |
| Home games-Avg/Game | 1-712 | 5-1364 |
| Neutral site-Avg/Game | - | 0-0 |

Score by Periods

| Team | 1st | 2nd | 3rd | 4th | OT | TOT |
|-----------|-----|-----|-----|-----|----|-----|
| UTSA | 82 | 65 | 98 | 112 | 13 | 370 |
| Opponents | 104 | 104 | 73 | 82 | 6 | 369 |

2023-24 ROADRUNNER WOMEN'S BASKETBALL STATS



INDIVIDUAL GAME HIGHS



| | | | |
|---|-------|-------|---|
| POINTS | 26 | | Sidney Love at UT Arlington (11/18/2023) |
| | 19 | | Aysia Proctor vs New Mexico St. (11/10/2023) |
| | 18 | | Sidney Love at Texas Tech (11/20/2023) |
| | 18 | | Kyra White at A&M-Corpus Christi (11/15/2023) |
| | 17 | | Elyssa Coleman at Sam Houston (11/25/2023) |
| FIELD GOALS MADE | 8 | | Elyssa Coleman at Sam Houston (11/25/2023) |
| | 8 | | Aysia Proctor vs New Mexico St. (11/10/2023) |
| FIELD GOAL ATTEMPTS | 17 | | Kyra White vs New Mexico St. (11/10/2023) |
| | 16 | | Kyra White at Sam Houston (11/25/2023) |
| FIELD GOAL PERCENTAGE (min 5 made) | .889 | (8-9) | Aysia Proctor vs New Mexico St. (11/10/2023) |
| | .714 | (5-7) | Aysia Proctor at Texas Tech (11/20/2023) |
| 3 PT FG MADE | 3 | | Kyra White at Texas Tech (11/20/2023) |
| | 3 | | Kyra White at A&M-Corpus Christi (11/15/2023) |
| 3 PT FG ATTEMPTS | 8 | | Kyra White vs New Mexico St. (11/10/2023) |
| | 6 | | Kyra White at A&M-Corpus Christi (11/15/2023) |
| | 6 | | Siena Guttadauro at Arizona St. (11/06/2023) |
| 3 PT FG PERCENTAGE (min 2 made) | .667 | (2-3) | Aysia Proctor vs New Mexico St. (11/10/2023) |
| | .600 | (3-5) | Kyra White at Texas Tech (11/20/2023) |
| FREE THROWS MADE | 13 | | Sidney Love at UT Arlington (11/18/2023) |
| | 5 | | Sidney Love at Sam Houston (11/25/2023) |
| | 5 | | Kyra White at A&M-Corpus Christi (11/15/2023) |
| FREE THROW ATTEMPTS | 15 | | Sidney Love at UT Arlington (11/18/2023) |
| | 8 | | Maya Linton at Sam Houston (11/25/2023) |
| FREE THROW PERCENTAGE (min 3 made) | 1.000 | (4-4) | Sidney Love at A&M-Corpus Christi (11/15/2023) |
| | 1.000 | (3-3) | Kyra White at Sam Houston (11/25/2023) |
| | 1.000 | (3-3) | Sidney Love at Texas Tech (11/20/2023) |
| | 1.000 | (3-3) | Maya Linton vs New Mexico St. (11/10/2023) |
| REBOUNDS | 11 | | Idara Udo vs New Mexico St. (11/10/2023) |
| | 10 | | Maya Linton at UT Arlington (11/18/2023) |
| ASSISTS | 6 | | Kyra White at UT Arlington (11/18/2023) |
| | 5 | | Kyra White at A&M-Corpus Christi (11/15/2023) |
| | 5 | | Sidney Love at A&M-Corpus Christi (11/15/2023) |
| STEALS | 3 | | Sidney Love at Sam Houston (11/25/2023) |
| | 3 | | Sidney Love at A&M-Corpus Christi (11/15/2023) |
| | 3 | | Kyra White vs New Mexico St. (11/10/2023) |
| | 3 | | Maya Linton at Arizona St. (11/06/2023) |
| BLOCKED SHOTS | 4 | | Elyssa Coleman vs New Mexico St. (11/10/2023) |
| | 3 | | Elyssa Coleman at Sam Houston (11/25/2023) |
| | 3 | | Elyssa Coleman at Texas Tech (11/20/2023) |
| | 3 | | Kyra White at Arizona St. (11/06/2023) |
| TURNOVERS | 6 | | Kyra White at Sam Houston (11/25/2023) |
| | 6 | | Kyra White at Texas Tech (11/20/2023) |
| | 6 | | Aysia Proctor at Texas Tech (11/20/2023) |
| FOULS | 5 | | Elyssa Coleman at Sam Houston (11/25/2023) |
| | 5 | | Idara Udo at Texas Tech (11/20/2023) |
| | 5 | | Sidney Love at Texas Tech (11/20/2023) |
| | 5 | | Maya Linton at UT Arlington (11/18/2023) |
| | 5 | | Elyssa Coleman at A&M-Corpus Christi (11/15/2023) |
| | 5 | | Idara Udo at A&M-Corpus Christi (11/15/2023) |
| | 5 | | Maya Linton vs New Mexico St. (11/10/2023) |
| | 5 | | Elyssa Coleman at Arizona St. (11/06/2023) |
| | 5 | | Maya Linton at Arizona St. (11/06/2023) |

2023-24 ROADRUNNER WOMEN'S BASKETBALL STATS



OPPONENTS INDIVIDUAL GAME HIGHS



| | | | |
|---|------|---------|--|
| POINTS | 18 | | Bailey Maupin at Texas Tech (11/20/2023) |
| | 17 | | Alecia Westbrook at A&M-Corpus Christi (11/15/2023) |
| | 17 | | Tylie Jones vs New Mexico St. (11/10/2023) |
| | 17 | | Jaddan Simmons at Arizona St. (11/06/2023) |
| | 16 | | Jalyn Brown at Arizona St. (11/06/2023) |
| FIELD GOALS MADE | 6 | | Tylie Jones vs New Mexico St. (11/10/2023) |
| | 5 | | Raanee Smith at Sam Houston (11/25/2023) |
| | 5 | | Jasmine Shavers at Texas Tech (11/20/2023) |
| | 5 | | Avery Brittingham at UT Arlington (11/18/2023) |
| | 5 | | Taliyah Clark at UT Arlington (11/18/2023) |
| | 5 | | Alecia Westbrook at A&M-Corpus Christi (11/15/2023) |
| | 5 | | Mireia Aguado at A&M-Corpus Christi (11/15/2023) |
| | 5 | | Paige Allen at A&M-Corpus Christi (11/15/2023) |
| | 5 | | Sabou Gueye vs New Mexico St. (11/10/2023) |
| | 5 | | Jalyn Brown at Arizona St. (11/06/2023) |
| FIELD GOAL ATTEMPTS | 17 | | Sydnee Kemp at Sam Houston (11/25/2023) |
| | 15 | | Jordyn Merritt at Texas Tech (11/20/2023) |
| FIELD GOAL PERCENTAGE (min 5 made) | .714 | (5-7) | Mireia Aguado at A&M-Corpus Christi (11/15/2023) |
| | .556 | (5-9) | Raanee Smith at Sam Houston (11/25/2023) |
| 3 PT FG MADE | 4 | | Tylie Jones vs New Mexico St. (11/10/2023) |
| | 3 | | Bailey Maupin at Texas Tech (11/20/2023) |
| | 3 | | Jalyn Brown at Arizona St. (11/06/2023) |
| | 3 | | Maggie Besselink at Arizona St. (11/06/2023) |
| 3 PT FG ATTEMPTS | 9 | | Sydnee Kemp at Sam Houston (11/25/2023) |
| | 7 | | Bailey Maupin at Texas Tech (11/20/2023) |
| | 7 | | Trayanna Crisp at Arizona St. (11/06/2023) |
| | 7 | | Jalyn Brown at Arizona St. (11/06/2023) |
| 3 PT FG PERCENTAGE (min 2 made) | .800 | (4-5) | Tylie Jones vs New Mexico St. (11/10/2023) |
| | .750 | (3-4) | Maggie Besselink at Arizona St. (11/06/2023) |
| FREE THROWS MADE | 10 | | Jaddan Simmons at Arizona St. (11/06/2023) |
| | 7 | | Bailey Maupin at Texas Tech (11/20/2023) |
| | 7 | | Alecia Westbrook at A&M-Corpus Christi (11/15/2023) |
| FREE THROW ATTEMPTS | 12 | | Jaddan Simmons at Arizona St. (11/06/2023) |
| | 11 | | Alecia Westbrook at A&M-Corpus Christi (11/15/2023) |
| FREE THROW PERCENTAGE (min 3 made) | .875 | (7-8) | Bailey Maupin at Texas Tech (11/20/2023) |
| | .833 | (10-12) | Jaddan Simmons at Arizona St. (11/06/2023) |
| REBOUNDS | 10 | | Avery Brittingham at UT Arlington (11/18/2023) |
| | 9 | | Kaylee Jefferson at Sam Houston (11/25/2023) |
| | 9 | | Ene Adams vs New Mexico St. (11/10/2023) |
| ASSISTS | 5 | | Avery Brittingham at UT Arlington (11/18/2023) |
| | 5 | | Alecia Westbrook at A&M-Corpus Christi (11/15/2023) |
| STEALS | 4 | | Jordyn Merritt at Texas Tech (11/20/2023) |
| | 4 | | Sabou Gueye vs New Mexico St. (11/10/2023) |
| | 4 | | Jaddan Simmons at Arizona St. (11/06/2023) |
| BLOCKED SHOTS | 4 | | Nabaweeyah McGill at A&M-Corpus Christi (11/15/2023) |
| | 2 | | Jordyn Merritt at Texas Tech (11/20/2023) |
| | 2 | | Alecia Westbrook at A&M-Corpus Christi (11/15/2023) |
| TURNOVERS | 6 | | Mireia Aguado at A&M-Corpus Christi (11/15/2023) |
| | 5 | | Adela Valkova at UT Arlington (11/18/2023) |
| | 5 | | Jalyn Brown at Arizona St. (11/06/2023) |
| FOULS | 5 | | Diana Rosenthal at Sam Houston (11/25/2023) |
| | 5 | | Gia Adams at UT Arlington (11/18/2023) |
| | 5 | | Nabaweeyah McGill at A&M-Corpus Christi (11/15/2023) |

2023-24 ROADRUNNER WOMEN'S BASKETBALL STATS



STATISTICAL LEADERS



Points

| ## | Player | G | Pts | Pts/G |
|----|-------------------|---|-----|-------|
| 11 | Love, Sidney | 6 | 80 | 13.3 |
| 22 | White, Kyra | 6 | 71 | 11.8 |
| 0 | Coleman, Elyssa | 6 | 48 | 8.0 |
| 12 | Proctor, Aysia | 6 | 48 | 8.0 |
| 20 | Linton, Maya | 6 | 40 | 6.7 |
| 25 | Udo, Idara | 6 | 31 | 5.2 |
| 21 | Rowe, Cheyenne | 6 | 17 | 2.8 |
| 4 | Guttadauro, Siena | 5 | 12 | 2.4 |
| 2 | Parker, Alexis | 6 | 11 | 1.8 |
| 5 | Cockrell, Madison | 4 | 6 | 1.5 |
| 23 | McGuire, Kyleigh | 1 | 2 | 2.0 |
| 30 | Sam-Grant, Nissa | 4 | 2 | 0.5 |
| 1 | Atwood, Hailey | 6 | 2 | 0.3 |

Scoring Average

| ## | Player | G | Pts | Pts/G |
|----|-------------------|---|-----|-------|
| 11 | Love, Sidney | 6 | 80 | 13.3 |
| 22 | White, Kyra | 6 | 71 | 11.8 |
| 0 | Coleman, Elyssa | 6 | 48 | 8.0 |
| 12 | Proctor, Aysia | 6 | 48 | 8.0 |
| 20 | Linton, Maya | 6 | 40 | 6.7 |
| 25 | Udo, Idara | 6 | 31 | 5.2 |
| 21 | Rowe, Cheyenne | 6 | 17 | 2.8 |
| 4 | Guttadauro, Siena | 5 | 12 | 2.4 |
| 23 | McGuire, Kyleigh | 1 | 2 | 2.0 |
| 2 | Parker, Alexis | 6 | 11 | 1.8 |
| 5 | Cockrell, Madison | 4 | 6 | 1.5 |
| 30 | Sam-Grant, Nissa | 4 | 2 | 0.5 |
| 1 | Atwood, Hailey | 6 | 2 | 0.3 |

Field Goal Percentage

| ## | Player | FG | Att | Pct |
|----|-------------------|----|-----|-------|
| 23 | McGuire, Kyleigh | 1 | 1 | 1.000 |
| 30 | Sam-Grant, Nissa | 1 | 1 | 1.000 |
| 12 | Proctor, Aysia | 22 | 36 | .611 |
| 21 | Rowe, Cheyenne | 5 | 9 | .556 |
| 20 | Linton, Maya | 13 | 30 | .433 |
| 11 | Love, Sidney | 24 | 56 | .429 |
| 0 | Coleman, Elyssa | 23 | 55 | .418 |
| 25 | Udo, Idara | 13 | 32 | .406 |
| 22 | White, Kyra | 23 | 72 | .319 |
| 2 | Parker, Alexis | 4 | 15 | .267 |
| 5 | Cockrell, Madison | 2 | 8 | .250 |
| 4 | Guttadauro, Siena | 4 | 17 | .235 |

Field Goal Attempts

| ## | Player | G | Att | Att/G |
|----|-----------------|---|-----|-------|
| 22 | White, Kyra | 6 | 72 | 12.0 |
| 11 | Love, Sidney | 6 | 56 | 9.3 |
| 0 | Coleman, Elyssa | 6 | 55 | 9.2 |
| 12 | Proctor, Aysia | 6 | 36 | 6.0 |
| 25 | Udo, Idara | 6 | 32 | 5.3 |

Field Goals Made

| ## | Player | G | Made | Made/G |
|----|-----------------|---|------|--------|
| 11 | Love, Sidney | 6 | 24 | 4.0 |
| 22 | White, Kyra | 6 | 23 | 3.8 |
| 0 | Coleman, Elyssa | 6 | 23 | 3.8 |
| 12 | Proctor, Aysia | 6 | 22 | 3.7 |
| 20 | Linton, Maya | 6 | 13 | 2.2 |

3-Point FG Percentage

| ## | Player | 3FG | Att | Pct |
|----|-------------------|-----|-----|------|
| 5 | Cockrell, Madison | 1 | 2 | .500 |
| 22 | White, Kyra | 10 | 25 | .400 |
| 12 | Proctor, Aysia | 2 | 8 | .250 |
| 11 | Love, Sidney | 3 | 13 | .231 |
| 4 | Guttadauro, Siena | 3 | 15 | .200 |

3-Point FG Attempts

| ## | Player | G | Att | Att/G |
|----|-------------------|---|-----|-------|
| 22 | White, Kyra | 6 | 25 | 4.2 |
| 4 | Guttadauro, Siena | 5 | 15 | 3.0 |
| 11 | Love, Sidney | 6 | 13 | 2.2 |
| 12 | Proctor, Aysia | 6 | 8 | 1.3 |
| 2 | Parker, Alexis | 6 | 6 | 1.0 |

3-Point FG Made

| ## | Player | G | Made | Made/G |
|----|-------------------|---|------|--------|
| 22 | White, Kyra | 6 | 10 | 1.7 |
| 11 | Love, Sidney | 6 | 3 | 0.5 |
| 4 | Guttadauro, Siena | 5 | 3 | 0.6 |
| 12 | Proctor, Aysia | 6 | 2 | 0.3 |
| 5 | Cockrell, Madison | 4 | 1 | 0.3 |

2023-24 ROADRUNNER WOMEN'S BASKETBALL STATS



STATISTICAL LEADERS CONT.



Free Throw Percentage

| ## | Player | Made | Att | Pct |
|----|-------------------|------|-----|-------|
| 5 | Cockrell, Madison | 1 | 1 | 1.000 |
| 1 | Atwood, Hailey | 2 | 2 | 1.000 |
| 11 | Love, Sidney | 29 | 33 | .879 |
| 22 | White, Kyra | 15 | 21 | .714 |
| 20 | Linton, Maya | 14 | 23 | .609 |
| 21 | Rowe, Cheyenne | 7 | 13 | .538 |
| 12 | Proctor, Aysia | 2 | 4 | .500 |
| 4 | Guttadauro, Siena | 1 | 2 | .500 |
| 25 | Udo, Idara | 5 | 15 | .333 |
| 0 | Coleman, Elyssa | 2 | 7 | .286 |
| 2 | Parker, Alexis | 3 | 12 | .250 |

Free Throw Attempts

| ## | Player | G | Att | Att/G |
|----|----------------|---|-----|-------|
| 11 | Love, Sidney | 6 | 33 | 5.5 |
| 20 | Linton, Maya | 6 | 23 | 3.8 |
| 22 | White, Kyra | 6 | 21 | 3.5 |
| 25 | Udo, Idara | 6 | 15 | 2.5 |
| 21 | Rowe, Cheyenne | 6 | 13 | 2.2 |

Free Throws Made

| ## | Player | G | Made | Made/G |
|----|----------------|---|------|--------|
| 11 | Love, Sidney | 6 | 29 | 4.8 |
| 22 | White, Kyra | 6 | 15 | 2.5 |
| 20 | Linton, Maya | 6 | 14 | 2.3 |
| 21 | Rowe, Cheyenne | 6 | 7 | 1.2 |
| 25 | Udo, Idara | 6 | 5 | 0.8 |

Rebounds

| ## | Player | G | Reb | Reb/G |
|----|-----------------|---|-----|-------|
| 25 | Udo, Idara | 6 | 42 | 7.0 |
| 20 | Linton, Maya | 6 | 37 | 6.2 |
| 0 | Coleman, Elyssa | 6 | 35 | 5.8 |
| 22 | White, Kyra | 6 | 33 | 5.5 |
| 12 | Proctor, Aysia | 6 | 30 | 5.0 |

Assists

| ## | Player | G | Ast | Ast/G |
|----|----------------|---|-----|-------|
| 22 | White, Kyra | 6 | 22 | 3.7 |
| 11 | Love, Sidney | 6 | 13 | 2.2 |
| 12 | Proctor, Aysia | 6 | 5 | 0.8 |
| 2 | Parker, Alexis | 6 | 5 | 0.8 |
| 25 | Udo, Idara | 6 | 3 | 0.5 |

Rebounds Average

| ## | Player | G | Reb | Reb/G |
|----|-----------------|---|-----|-------|
| 25 | Udo, Idara | 6 | 42 | 7.0 |
| 20 | Linton, Maya | 6 | 37 | 6.2 |
| 0 | Coleman, Elyssa | 6 | 35 | 5.8 |
| 22 | White, Kyra | 6 | 33 | 5.5 |
| 12 | Proctor, Aysia | 6 | 30 | 5.0 |

Steals

| ## | Player | G | Stl | Stl/G |
|----|-----------------|---|-----|-------|
| 11 | Love, Sidney | 6 | 11 | 1.8 |
| 20 | Linton, Maya | 6 | 10 | 1.7 |
| 22 | White, Kyra | 6 | 7 | 1.2 |
| 0 | Coleman, Elyssa | 6 | 4 | 0.7 |
| 25 | Udo, Idara | 6 | 4 | 0.7 |

Offensive Rebounds

| ## | Player | G | OReb | OReb/G |
|----|-----------------|---|------|--------|
| 25 | Udo, Idara | 6 | 19 | 3.2 |
| 20 | Linton, Maya | 6 | 18 | 3.0 |
| 0 | Coleman, Elyssa | 6 | 11 | 1.8 |
| 21 | Rowe, Cheyenne | 6 | 11 | 1.8 |
| 12 | Proctor, Aysia | 6 | 8 | 1.3 |

Blocked Shots

| ## | Player | G | Blk | Blk/G |
|----|------------------|---|-----|-------|
| 0 | Coleman, Elyssa | 6 | 14 | 2.3 |
| 25 | Udo, Idara | 6 | 8 | 1.3 |
| 22 | White, Kyra | 6 | 6 | 1.0 |
| 11 | Love, Sidney | 6 | 2 | 0.3 |
| 30 | Sam-Grant, Nissa | 4 | 2 | 0.5 |

Defensive Rebounds

| ## | Player | G | DReb | DReb/G |
|----|-----------------|---|------|--------|
| 22 | White, Kyra | 6 | 27 | 4.5 |
| 0 | Coleman, Elyssa | 6 | 24 | 4.0 |
| 25 | Udo, Idara | 6 | 23 | 3.8 |
| 12 | Proctor, Aysia | 6 | 22 | 3.7 |
| 20 | Linton, Maya | 6 | 19 | 3.2 |

Minutes

| ## | Player | G | Min | Min/G |
|----|-----------------|---|-----|-------|
| 22 | White, Kyra | 6 | 218 | 36:20 |
| 11 | Love, Sidney | 6 | 193 | 32:08 |
| 0 | Coleman, Elyssa | 6 | 151 | 25:13 |
| 20 | Linton, Maya | 6 | 124 | 20:39 |
| 12 | Proctor, Aysia | 6 | 118 | 19:43 |

2023-24 ROADRUNNER WOMEN'S BASKETBALL STATS



STATISTICAL LEADERS CONT.



Fouls

| ## | Player | G | PF | PF/G |
|----|-----------------|---|----|------|
| 20 | Linton, Maya | 6 | 24 | 4.0 |
| 0 | Coleman, Elyssa | 6 | 21 | 3.5 |
| 25 | Udo, Idara | 6 | 19 | 3.2 |
| 11 | Love, Sidney | 6 | 16 | 2.7 |
| 22 | White, Kyra | 6 | 11 | 1.8 |

Turnovers

| ## | Player | G | TO | TO/G |
|----|-----------------|---|----|------|
| 22 | White, Kyra | 6 | 20 | 3.3 |
| 11 | Love, Sidney | 6 | 19 | 3.2 |
| 12 | Proctor, Aysia | 6 | 18 | 3.0 |
| 0 | Coleman, Elyssa | 6 | 17 | 2.8 |
| 25 | Udo, Idara | 6 | 12 | 2.0 |

Foul Outs

| ## | Player | G | FO |
|----|-----------------|---|----|
| 0 | Coleman, Elyssa | 6 | 3 |
| 20 | Linton, Maya | 6 | 3 |
| 25 | Udo, Idara | 6 | 2 |
| 11 | Love, Sidney | 6 | 1 |

2023-24 ROADRUNNER WOMEN'S BASKETBALL STATS



TEAM GAME-BY-GAME



Game Records

| Record | Overall | Home | Away | Neutral |
|----------------|---------|------|------|---------|
| ALL GAMES | 4-2 | 1-0 | 3-2 | 0-0 |
| CONFERENCE | 0-0 | 0-0 | 0-0 | 0-0 |
| NON-CONFERENCE | 4-2 | 1-0 | 3-2 | 0-0 |

Team Results

| Date | Opponent | Score | Att. | High Points | High Rebounds |
|------------|---------------------------|-------|------|--------------------------------------|--|
| 11/06/2023 | at Arizona St. L | 55-70 | 821 | (10) LINTON, Maya (10) UDO, Idara | (9) ROWE, Cheyenne (9) UDO, Idara |
| 11/10/2023 | New Mexico St. W | 58-55 | 712 | (19) PROCTOR, Aysia | (11) UDO, Idara |
| 11/15/2023 | at A&M-Corpus Christi Wot | 66-59 | 779 | (18) WHITE, Kyra | (7) LINTON, Maya (7) ROWE, Cheyenne |
| 11/18/2023 | at UT Arlington W | 70-66 | 832 | (26) LOVE, Sidney | (10) LINTON, Maya |
| 11/20/2023 | at Texas Tech L | 58-63 | 4155 | (18) LOVE, Sidney | (8) WHITE, Kyra (8) COLEMAN, Elyssa |
| 11/25/2023 | at Sam Houston W | 63-56 | 235 | (17) COLEMAN, Elyssa | (8) PROCTOR, Aysia |

Attendance Summary

| | Games | Attend | Avg/Game |
|--------------|----------|-------------|-------------|
| Home | 1 | 712 | 712 |
| Away | 5 | 6822 | 1364 |
| Neutral | 0 | 0 | 0 |
| Total | 6 | 7534 | 1256 |

2023-24 ROADRUNNER WOMEN'S BASKETBALL STATS



TEAM GAME HIGHS



| | | |
|------------------------------|--------------|------------------------------------|
| POINTS | 70 | at UT Arlington (11/18/2023) |
| | 66 | at A&M-Corpus Christi (11/15/2023) |
| | 63 | at Sam Houston (11/25/2023) |
| | 58 | at Texas Tech (11/20/2023) |
| | 58 | New Mexico St. (11/10/2023) |
| FIELD GOALS MADE | 24 | at UT Arlington (11/18/2023) |
| | 24 | at A&M-Corpus Christi (11/15/2023) |
| FIELD GOAL ATTEMPTS | 64 | at A&M-Corpus Christi (11/15/2023) |
| | 58 | New Mexico St. (11/10/2023) |
| | 58 | at Arizona St. (11/06/2023) |
| FIELD GOAL PERCENTAGE | .451 (23-51) | at Texas Tech (11/20/2023) |
| | .431 (22-51) | at Sam Houston (11/25/2023) |
| 3 PT FG MADE | 5 | at A&M-Corpus Christi (11/15/2023) |
| | 4 | at Texas Tech (11/20/2023) |
| | 4 | New Mexico St. (11/10/2023) |
| 3 PT FG ATTEMPTS | 18 | at A&M-Corpus Christi (11/15/2023) |
| | 18 | New Mexico St. (11/10/2023) |
| 3 PT FG PERCENTAGE | .500 (2-4) | at Sam Houston (11/25/2023) |
| | .364 (4-11) | at Texas Tech (11/20/2023) |
| FREE THROWS MADE | 20 | at UT Arlington (11/18/2023) |
| | 17 | at Sam Houston (11/25/2023) |
| FREE THROW ATTEMPTS | 29 | at Sam Houston (11/25/2023) |
| | 29 | at UT Arlington (11/18/2023) |
| FREE THROW PERCENTAGE | .722 (13-18) | at A&M-Corpus Christi (11/15/2023) |
| | .690 (20-29) | at UT Arlington (11/18/2023) |
| REBOUNDS | 53 | at Sam Houston (11/25/2023) |
| | 48 | at A&M-Corpus Christi (11/15/2023) |
| ASSISTS | 15 | at UT Arlington (11/18/2023) |
| | 15 | at A&M-Corpus Christi (11/15/2023) |
| STEALS | 9 | at A&M-Corpus Christi (11/15/2023) |
| | 9 | New Mexico St. (11/10/2023) |
| BLOCKED SHOTS | 9 | at Sam Houston (11/25/2023) |
| | 7 | at Texas Tech (11/20/2023) |
| TURNOVERS | 31 | at Texas Tech (11/20/2023) |
| | 23 | at Sam Houston (11/25/2023) |
| FOULS | 28 | at A&M-Corpus Christi (11/15/2023) |
| | 25 | at Arizona St. (11/06/2023) |

2023-24 ROADRUNNER WOMEN'S BASKETBALL STATS



OPPONENT GAME HIGHS



| | | |
|------------------------------|--------------|------------------------------------|
| POINTS | 70 | at Arizona St. (11/06/2023) |
| | 66 | at UT Arlington (11/18/2023) |
| | 63 | at Texas Tech (11/20/2023) |
| | 59 | at A&M-Corpus Christi (11/15/2023) |
| | 56 | at Sam Houston (11/25/2023) |
| FIELD GOALS MADE | 25 | at UT Arlington (11/18/2023) |
| | 22 | at Arizona St. (11/06/2023) |
| FIELD GOAL ATTEMPTS | 69 | at Sam Houston (11/25/2023) |
| | 62 | at Texas Tech (11/20/2023) |
| | 62 | at UT Arlington (11/18/2023) |
| FIELD GOAL PERCENTAGE | .403 (25-62) | at UT Arlington (11/18/2023) |
| | .392 (20-51) | at A&M-Corpus Christi (11/15/2023) |
| 3 PT FG MADE | 9 | at Arizona St. (11/06/2023) |
| | 7 | at Texas Tech (11/20/2023) |
| 3 PT FG ATTEMPTS | 26 | at Arizona St. (11/06/2023) |
| | 24 | at Sam Houston (11/25/2023) |
| | 24 | at Texas Tech (11/20/2023) |
| 3 PT FG PERCENTAGE | .353 (6-17) | New Mexico St. (11/10/2023) |
| | .346 (9-26) | at Arizona St. (11/06/2023) |
| FREE THROWS MADE | 18 | at Sam Houston (11/25/2023) |
| | 17 | at Arizona St. (11/06/2023) |
| FREE THROW ATTEMPTS | 32 | at A&M-Corpus Christi (11/15/2023) |
| | 28 | at Arizona St. (11/06/2023) |
| FREE THROW PERCENTAGE | .692 (18-26) | at Sam Houston (11/25/2023) |
| | .667 (14-21) | at Texas Tech (11/20/2023) |
| REBOUNDS | 37 | at Sam Houston (11/25/2023) |
| | 36 | at Arizona St. (11/06/2023) |
| ASSISTS | 19 | at UT Arlington (11/18/2023) |
| | 12 | at A&M-Corpus Christi (11/15/2023) |
| STEALS | 16 | at Texas Tech (11/20/2023) |
| | 12 | at Sam Houston (11/25/2023) |
| | 12 | at Arizona St. (11/06/2023) |
| BLOCKED SHOTS | 6 | at A&M-Corpus Christi (11/15/2023) |
| | 3 | at Texas Tech (11/20/2023) |
| TURNOVERS | 17 | at A&M-Corpus Christi (11/15/2023) |
| | 15 | at UT Arlington (11/18/2023) |
| FOULS | 25 | at Sam Houston (11/25/2023) |
| | 25 | at Arizona St. (11/06/2023) |

2023-24 ROADRUNNER WOMEN'S BASKETBALL STATS



TEAM GAME LOWS



| | | |
|------------------------------|--------------|------------------------------------|
| POINTS | 55 | at Arizona St. (11/06/2023) |
| | 58 | at Texas Tech (11/20/2023) |
| | 58 | New Mexico St. (11/10/2023) |
| | 63 | at Sam Houston (11/25/2023) |
| | 66 | at A&M-Corpus Christi (11/15/2023) |
| FIELD GOALS MADE | 20 | at Arizona St. (11/06/2023) |
| | 22 | at Sam Houston (11/25/2023) |
| | 22 | New Mexico St. (11/10/2023) |
| FIELD GOAL ATTEMPTS | 51 | at Sam Houston (11/25/2023) |
| | 51 | at Texas Tech (11/20/2023) |
| FIELD GOAL PERCENTAGE | .345 (20-58) | at Arizona St. (11/06/2023) |
| | .375 (24-64) | at A&M-Corpus Christi (11/15/2023) |
| 3 PT FG MADE | 2 | at Sam Houston (11/25/2023) |
| | 2 | at UT Arlington (11/18/2023) |
| | 2 | at Arizona St. (11/06/2023) |
| 3 PT FG ATTEMPTS | 4 | at Sam Houston (11/25/2023) |
| | 10 | at UT Arlington (11/18/2023) |
| 3 PT FG PERCENTAGE | .154 (2-13) | at Arizona St. (11/06/2023) |
| | .200 (2-10) | at UT Arlington (11/18/2023) |
| FREE THROWS MADE | 8 | at Texas Tech (11/20/2023) |
| | 10 | New Mexico St. (11/10/2023) |
| FREE THROW ATTEMPTS | 14 | at Texas Tech (11/20/2023) |
| | 18 | at A&M-Corpus Christi (11/15/2023) |
| FREE THROW PERCENTAGE | .526 (10-19) | New Mexico St. (11/10/2023) |
| | .542 (13-24) | at Arizona St. (11/06/2023) |
| REBOUNDS | 43 | at Texas Tech (11/20/2023) |
| | 43 | New Mexico St. (11/10/2023) |
| ASSISTS | 6 | at Texas Tech (11/20/2023) |
| | 7 | at Sam Houston (11/25/2023) |
| STEALS | 6 | at Texas Tech (11/20/2023) |
| | 6 | at UT Arlington (11/18/2023) |
| BLOCKED SHOTS | 3 | at UT Arlington (11/18/2023) |
| | 5 | at A&M-Corpus Christi (11/15/2023) |
| TURNOVERS | 17 | New Mexico St. (11/10/2023) |
| | 19 | at UT Arlington (11/18/2023) |
| FOULS | 16 | New Mexico St. (11/10/2023) |
| | 19 | at Sam Houston (11/25/2023) |

2023-24 ROADRUNNER WOMEN'S BASKETBALL STATS



OPPONENT GAME LOWS



| | | | |
|------------------------------|------|---------|------------------------------------|
| POINTS | 55 | | New Mexico St. (11/10/2023) |
| | 56 | | at Sam Houston (11/25/2023) |
| | 59 | | at A&M-Corpus Christi (11/15/2023) |
| | 63 | | at Texas Tech (11/20/2023) |
| | 66 | | at UT Arlington (11/18/2023) |
| FIELD GOALS MADE | 17 | | at Sam Houston (11/25/2023) |
| | 19 | | New Mexico St. (11/10/2023) |
| FIELD GOAL ATTEMPTS | 51 | | at A&M-Corpus Christi (11/15/2023) |
| | 54 | | New Mexico St. (11/10/2023) |
| FIELD GOAL PERCENTAGE | .246 | (17-69) | at Sam Houston (11/25/2023) |
| | .339 | (21-62) | at Texas Tech (11/20/2023) |
| 3 PT FG MADE | 3 | | at A&M-Corpus Christi (11/15/2023) |
| | 4 | | at Sam Houston (11/25/2023) |
| 3 PT FG ATTEMPTS | 14 | | at A&M-Corpus Christi (11/15/2023) |
| | 17 | | New Mexico St. (11/10/2023) |
| 3 PT FG PERCENTAGE | .167 | (4-24) | at Sam Houston (11/25/2023) |
| | .214 | (3-14) | at A&M-Corpus Christi (11/15/2023) |
| FREE THROWS MADE | 11 | | at UT Arlington (11/18/2023) |
| | 11 | | New Mexico St. (11/10/2023) |
| FREE THROW ATTEMPTS | 18 | | at UT Arlington (11/18/2023) |
| | 20 | | New Mexico St. (11/10/2023) |
| FREE THROW PERCENTAGE | .500 | (16-32) | at A&M-Corpus Christi (11/15/2023) |
| | .550 | (11-20) | New Mexico St. (11/10/2023) |
| REBOUNDS | 30 | | at Texas Tech (11/20/2023) |
| | 30 | | at UT Arlington (11/18/2023) |
| ASSISTS | 9 | | New Mexico St. (11/10/2023) |
| | 10 | | at Sam Houston (11/25/2023) |
| | 10 | | at Texas Tech (11/20/2023) |
| | 10 | | at Arizona St. (11/06/2023) |
| STEALS | 7 | | at UT Arlington (11/18/2023) |
| | 7 | | New Mexico St. (11/10/2023) |
| BLOCKED SHOTS | 0 | | at Sam Houston (11/25/2023) |
| | 1 | | New Mexico St. (11/10/2023) |
| | 1 | | at Arizona St. (11/06/2023) |
| TURNOVERS | 12 | | at Sam Houston (11/25/2023) |
| | 14 | | at Texas Tech (11/20/2023) |
| | 14 | | New Mexico St. (11/10/2023) |
| | 14 | | at Arizona St. (11/06/2023) |
| FOULS | 16 | | at Texas Tech (11/20/2023) |
| | 19 | | at A&M-Corpus Christi (11/15/2023) |

AROUND THE AMERICAN

2023-24 AAC WEEKLY WBB SCHEDULE ALL TIMES ET

Thursday, November 30
 South Florida vs Charleston Southern 11 a.m.
UTSA vs Texas State 6 p.m.
 SMU vs 13/16 Baylor 8 p.m.

Friday, December 1
 Tulsa at Missouri State 7 p.m.
 Wichita State vs Saint Louis 7 p.m.
 Temple vs Xavier 7 p.m.
 Tulsa at TCU 7:30 p.m.
 North Texas vs Pepepridine 7:30 p.m.

Saturday, December 2
 Charlotte at VCU 1 p.m.
 Rice at A&M-Corpus Christi 2 p.m.
 East Carolina vs Coppin State 2 p.m.
 Memphis vs Troy 3 p.m.
 Temple vs Pacific 4 p.m.

Sunday, December 3
UTSA vs UTEP 1 p.m.
 UAB vs Auburn 3:30 p.m.

For the complete schedule, visit theamerican.org



AMERICAN
ATHLETIC CONFERENCE

2023-24 AAC WEEKLY AWARDS

November 13
 Player of the Week: Delanie Crawford, Jr., G, Tulsa
 Freshman of the Week: Karina Gordon, Fr., G, East Carolina

November 20
 Player of the Week: Tiara Young, Gr., G, SMU
 Freshman of the Week: Vittoria Blasigh, Fr., G, South Florida

November 27
 Player of the Week: Temira Poindexter, Jr., F, Tulsa
 Freshman of the Week: Salese Blow, Fr., G, Wichita State

December 4
 Player of the Week:
 Freshman of the Week:

December 11
 Player of the Week:
 Freshman of the Week:

December 18
 Player of the Week:
 Freshman of the Week:

December 25
 Player of the Week:
 Freshman of the Week:

January 1
 Player of the Week:
 Freshman of the Week:

January 8
 Player of the Week:
 Freshman of the Week:

January 15
 Player of the Week:
 Freshman of the Week:

January 22
 Player of the Week:
 Freshman of the Week:

January 29
 Player of the Week:
 Freshman of the Week:

February 5
 Player of the Week:
 Freshman of the Week:

February 12
 Player of the Week:
 Freshman of the Week:

February 19
 Player of the Week:
 Freshman of the Week:

February 26
 Player of the Week:
 Freshman of the Week:

March 4
 Player of the Week:
 Freshman of the Week:

AP Poll • Nov. 26, 2023

| # | School | W-L | Pts. | Prev. |
|-----|---------------------|-----|------|-------|
| 1 | South Carolina (36) | 5-0 | 900 | 1 |
| 2 | UCLA | 6-0 | 855 | 2 |
| 3 | Stanford | 7-0 | 803 | 4 |
| 4 | Iowa | 7-1 | 745 | 5 |
| 5 | NC State | 7-0 | 740 | 10 |
| 6 | Southern California | 5-0 | 643 | 8 |
| T-7 | LSU | 7-1 | 625 | 7 |
| T-7 | Colorado | 6-1 | 625 | 3 |
| 9 | Virginia Tech | 5-1 | 585 | 9 |
| 10 | Texas | 7-0 | 560 | 12 |
| 11 | UConn | 4-2 | 541 | 6 |
| 12 | Utah | 5-1 | 517 | 10 |
| 13 | Baylor | 5-0 | 495 | 14 |
| 14 | Kansas State | 6-1 | 413 | 16 |
| 15 | Florida State | 5-1 | 409 | 13 |
| 16 | Ohio State | 5-1 | 406 | 15 |
| 17 | Indiana | 5-1 | 372 | 21 |
| 18 | Notre Dame | 5-1 | 367 | 17 |
| 19 | Ole Miss | 6-1 | 192 | 24 |
| 20 | Tennessee | 4-2 | 186 | 19 |
| 21 | Mississippi State | 8-0 | 181 | 25 |
| 22 | Louisville | 6-1 | 155 | 20 |
| 23 | Marquette | 6-0 | 76 | NR |
| 24 | North Carolina | 5-2 | 74 | 18 |
| 25 | Princeton | 4-2 | 58 | NR |

2023-24 AAC Standings

| School | Div. | Pct. | AAC | Pct. | Ovr. |
|------------------|------------|-------------|------------|-------------|-----------|
| North Texas | 0-0 | .000 | 6-1 | .857 | W4 |
| UAB | 0-0 | .000 | 5-1 | .833 | W3 |
| Tulsa | 0-0 | .000 | 5-2 | .714 | L1 |
| UTSA | 0-0 | .000 | 4-2 | .667 | W1 |
| South Florida | 0-0 | .000 | 5-3 | .625 | L2 |
| Florida Atlantic | 0-0 | .000 | 3-2 | .600 | L1 |
| Charlotte | 0-0 | .000 | 4-3 | .571 | W1 |
| Rice | 0-0 | .000 | 3-3 | .500 | L1 |
| SMU | 0-0 | .000 | 3-3 | .500 | L3 |
| Tulane | 0-0 | .000 | 3-3 | .500 | L2 |
| Wichita State | 0-0 | .000 | 3-4 | .429 | L2 |
| East Carolina | 0-0 | .000 | 2-3 | .400 | L3 |
| Memphis | 0-0 | .000 | 2-4 | .333 | L1 |
| Temple | 0-0 | .000 | 2-4 | .333 | L3 |

WBCA Coaches Poll • Nov. 28, 2023

| # | School (Record) | Pts. | Prev. | 1st |
|----|----------------------------|------|-------|-----|
| 1 | South Carolina (5-0) | 800 | 1 | 32 |
| 2 | UCLA (6-0) | 761 | 2 | 0 |
| 3 | Stanford (7-0) | 737 | 3 | 0 |
| 4 | Iowa (7-1) | 669 | 6 | 0 |
| 5 | LSU (7-1) | 604 | 5 | 0 |
| 6 | Utah (5-1) | 582 | 8 | 0 |
| 7 | Colorado (6-1) | 563 | 4 | 0 |
| 8 | Southern California (5-0) | 561 | 10 | 0 |
| 9 | Virginia Tech (5-1) | 555 | 9 | 0 |
| 10 | North Carolina State (7-0) | 539 | 16 | 0 |
| 11 | Texas (7-0) | 499 | 11 | 0 |
| 12 | Connecticut (4-2) | 459 | 7 | 0 |
| 13 | Ohio State (5-1) | 432 | 12 | 0 |
| 14 | Notre Dame (5-1) | 367 | 14 | 0 |
| 15 | Florida State (5-1) | 353 | 13 | 0 |
| 16 | Baylor (5-0) | 338 | 18 | 0 |
| 17 | Indiana (5-1) | 286 | 19 | 0 |
| 18 | Kansas State (6-1) | 234 | 22 | 0 |
| 19 | Louisville (6-1) | 193 | 15 | 0 |
| 20 | Mississippi (6-1) | 181 | 23 | 0 |
| 21 | Mississippi State (8-0) | 131 | NR | 0 |
| 22 | Tennessee (4-2) | 128 | 21 | 0 |
| 23 | Marquette (6-0) | 77 | NR | 0 |
| 24 | North Carolina (5-2) | 64 | 17 | 0 |
| 25 | Creighton (5-1) | 38 | NR | 0 |

RV (In AAC): N/A

RV (In AAC): N/A

AROUND THE AMERICAN



CONFERENCE TEAM RANKINGS



| Team | Offense | | | | Defense | | | |
|---------------|---------|--------|---------|----------|---------|--------|---------|----------|
| | Scoring | FG Pct | 3FG Pct | Rebounds | Scoring | FG Pct | 3FG Pct | Rebounds |
| Charlotte | 12 | 9 | 6 | 10 | 2 | 1 | 4 | 3 |
| East Carolina | 7 | 7 | 2 | 14 | 1 | 11 | 10 | 6 |
| Fla. Atlantic | 11 | 6 | 12 | 5 | 5 | 3 | 7 | 12 |
| Memphis | 9 | 13 | 5 | 3 | 11 | 10 | 2 | 13 |
| North Texas | 1 | 2 | 7 | 2 | 3 | 2 | 1 | 9 |
| Rice | 10 | 14 | 8 | 6 | 7 | 6 | 9 | 8 |
| SMU | 3 | 1 | 1 | 12 | 10 | 8 | 6 | 2 |
| South Fla. | 14 | 11 | 9 | 4 | 3 | 5 | 13 | 5 |
| Temple | 5 | 10 | 10 | 7 | 12 | 13 | 14 | 7 |
| Tulane | 8 | 12 | 4 | 11 | 9 | 9 | 11 | 4 |
| Tulsa | 2 | 3 | 3 | 9 | 14 | 12 | 12 | 10 |
| UAB | 4 | 4 | 11 | 8 | 8 | 7 | 5 | 11 |
| UTSA | 13 | 8 | 13 | 1 | 6 | 4 | 8 | 1 |
| Wichita St. | 6 | 5 | 14 | 13 | 13 | 14 | 3 | 14 |

| Team | FT Pct. | 3FGs | Blocks | Steals | Assists | Scoring Margin | Rebound Margin | Turnover Margin | Ast/TO Ratio |
|---------------|---------|------|--------|--------|---------|----------------|----------------|-----------------|--------------|
| Charlotte | 3 | 11 | 4 | 4 | 9 | 5 | 4 | 9 | 11 |
| East Carolina | 10 | 7 | 11 | 1 | 8 | 2 | 13 | 1 | 10 |
| Fla. Atlantic | 11 | 12 | 10 | 12 | 13 | 6 | 11 | 11 | 12 |
| Memphis | 14 | 6 | 2 | 2 | 14 | 13 | 12 | 5 | 13 |
| North Texas | 9 | 10 | 4 | 7 | 2 | 1 | 2 | 7 | 6 |
| Rice | 4 | 4 | 12 | 10 | 10 | 8 | 5 | 4 | 7 |
| SMU | 8 | 8 | 9 | 8 | 1 | 3 | 7 | 6 | 1 |
| South Fla. | 5 | 5 | 3 | 14 | 7 | 11 | 3 | 13 | 9 |
| Temple | 6 | 3 | 6 | 3 | 6 | 7 | 6 | 2 | 3 |
| Tulane | 2 | 2 | 13 | 9 | 5 | 10 | 10 | 10 | 5 |
| Tulsa | 7 | 1 | 8 | 13 | 4 | 9 | 9 | 12 | 4 |
| UAB | 1 | 9 | 6 | 6 | 3 | 4 | 8 | 8 | 2 |
| UTSA | 13 | 14 | 1 | 11 | 12 | 12 | 1 | 14 | 14 |
| Wichita St. | 12 | 13 | 14 | 5 | 11 | 14 | 14 | 3 | 8 |

AROUND THE AMERICAN



CONFERENCE INDIVIDUAL LEADERS



To be ranked, a player must appear in at least 75.0% of their team's games.

Scoring

| | Player | G | FG | 3FG | FT | Pts | AVG |
|-----|-----------------------------|---|----|-----|----|-----|-------|
| 1. | Poindexter, Temira - Tulsa | 7 | 63 | 17 | 20 | 163 | 23.29 |
| 2. | Young, Tiara - SMU | 6 | 46 | 3 | 31 | 126 | 21.00 |
| 3. | Moore, Mia - UAB | 6 | 46 | 7 | 26 | 125 | 20.83 |
| 4. | Hubbard, Aniya - FAU | 5 | 35 | 5 | 26 | 101 | 20.20 |
| 5. | Crawford, Delanie - Tulsa | 7 | 45 | 17 | 31 | 138 | 19.71 |
| 6. | McNeal, Danae - ECU | 5 | 33 | 10 | 9 | 85 | 17.00 |
| 7. | Whittington, Kyren - Tulane | 6 | 30 | 6 | 34 | 100 | 16.67 |
| 8. | Lawrence, Dazia - CLT | 7 | 37 | 6 | 36 | 116 | 16.57 |
| 9. | Kernal, DesiRay - UNT | 7 | 31 | 6 | 41 | 109 | 15.57 |
| 10. | Griggs, Madison - Mem | 6 | 30 | 19 | 7 | 86 | 14.33 |
| 11. | Moore, Jaaucklyn - UNT | 7 | 34 | 14 | 18 | 100 | 14.29 |
| 12. | Blasigh, Vittoria - USF | 8 | 39 | 26 | 10 | 114 | 14.25 |
| 13. | Pratt, Hannah - Tulane | 6 | 29 | 17 | 8 | 83 | 13.83 |
| 14. | Jobe, Tre'Zure - WSU | 6 | 32 | 7 | 11 | 82 | 13.67 |
| 15. | Love, Sidney - UTSA | 6 | 24 | 3 | 29 | 80 | 13.33 |
| 16. | Carter, Kai - Mem | 6 | 34 | 4 | 7 | 79 | 13.17 |
| 17. | Joyner, Amiya - ECU | 5 | 23 | 0 | 19 | 65 | 13.00 |
| 18. | Abies, Daniela - WSU | 6 | 30 | 0 | 16 | 76 | 12.67 |
| 19. | Lampkin, Tommisha - UNT | 7 | 34 | 0 | 20 | 88 | 12.57 |
| 20. | Moore, Jada - FAU | 4 | 18 | 0 | 13 | 49 | 12.25 |

Rebounding

| | Player | G | Off | Def | Total | AVG |
|-----|---------------------------|---|-----|-----|-------|------|
| 1. | Moore, Mia - UAB | 6 | 18 | 37 | 55 | 9.17 |
| 2. | Kernal, DesiRay - UNT | 7 | 16 | 46 | 62 | 8.86 |
| 3. | Periman, Hadley - Tulsa | 7 | 16 | 43 | 59 | 8.43 |
| 4. | Rozentale, Janeta - FAU | 5 | 15 | 27 | 42 | 8.40 |
| 5. | Joyner, Amiya - ECU | 5 | 20 | 19 | 39 | 7.80 |
| 6. | Brito, Carla - USF | 8 | 16 | 44 | 60 | 7.50 |
| 7. | Lampkin, Tommisha - UNT | 7 | 22 | 29 | 51 | 7.29 |
| 8. | Moore, Jada - FAU | 4 | 11 | 18 | 29 | 7.25 |
| 9. | Abies, Daniela - WSU | 6 | 27 | 16 | 43 | 7.17 |
| 10. | Udo, Idara - UTSA | 6 | 19 | 23 | 42 | 7.00 |
| 11. | Hubbard, Aniya - FAU | 5 | 9 | 24 | 33 | 6.60 |
| 12. | Embry, Chantae - SMU | 6 | 11 | 28 | 39 | 6.50 |
| 13. | Parau, Irina - Tulane | 6 | 7 | 31 | 38 | 6.33 |
| 14. | Crawford, Delanie - Tulsa | 7 | 7 | 37 | 44 | 6.29 |
| 15. | Tucker, Rayne - Temple | 6 | 17 | 20 | 37 | 6.17 |
| | Weathersby, Jade - UAB | 6 | 13 | 24 | 37 | 6.17 |
| | Smith, Alasia - Mem | 6 | 19 | 18 | 37 | 6.17 |
| | Fisher, Malia - Rice | 6 | 10 | 27 | 37 | 6.17 |
| | Piper, Ines - Temple | 6 | 20 | 17 | 37 | 6.17 |
| | Linton, Maya - UTSA | 6 | 18 | 19 | 37 | 6.17 |

Field Goal Percentage (Minimum 5 FGM/G average)

| | Player | G | FGM | FGA | Pct. |
|-----|-----------------------------|---|-----|-----|------|
| 1. | Abies, Daniela - WSU | 6 | 30 | 50 | .600 |
| 2. | Moore, Mia - UAB | 6 | 46 | 83 | .554 |
| 3. | Young, Tiara - SMU | 6 | 46 | 84 | .548 |
| 4. | Crawford, Delanie - Tulsa | 7 | 45 | 85 | .529 |
| 5. | Lawrence, Dazia - CLT | 7 | 37 | 76 | .487 |
| 6. | Hubbard, Aniya - FAU | 5 | 35 | 75 | .467 |
| | Poindexter, Temira - Tulsa | 7 | 63 | 135 | .467 |
| 8. | Whittington, Kyren - Tulane | 6 | 30 | 66 | .455 |
| 9. | Carter, Kai - Mem | 6 | 34 | 87 | .391 |
| 10. | Griggs, Madison - Mem | 6 | 30 | 78 | .385 |
| 11. | McNeal, Danae - ECU | 5 | 33 | 90 | .367 |
| 12. | Jobe, Tre'Zure - WSU | 6 | 32 | 99 | .323 |

Assists

| | Player | G | No. | AVG |
|-----|----------------------------|---|-----|------|
| 1. | DeShields, Denim - UAB | 6 | 35 | 5.83 |
| 2. | Nelson, Aleah - Temple | 6 | 26 | 4.33 |
| | Jones, Tamia - SMU | 6 | 26 | 4.33 |
| 4. | Rainey, Kaylah - Tulane | 6 | 24 | 4.00 |
| 5. | Wilson, Aerial - USF | 8 | 31 | 3.88 |
| 6. | Bradley, Reagan - SMU | 6 | 22 | 3.67 |
| | White, Kyra - UTSA | 6 | 22 | 3.67 |
| 8. | Gallegos, Katia - Tulsa | 7 | 25 | 3.57 |
| 9. | Hardaway, Ereauna - UNT | 7 | 22 | 3.14 |
| 10. | Moore, Mia - UAB | 6 | 18 | 3.00 |
| 11. | Porter, Olivia - CLT | 7 | 20 | 2.86 |
| | Poindexter, Temira - Tulsa | 7 | 20 | 2.86 |
| | Wooten, Desiree - UNT | 7 | 20 | 2.86 |
| 14. | Scott, Devyn - FAU | 5 | 14 | 2.80 |
| 15. | Dennis, Micah - ECU | 5 | 13 | 2.60 |

AROUND THE AMERICAN



CONFERENCE INDIVIDUAL LEADERS CONT.



Free Throw Percentage (Minimum 2.5 FTM/G average)

| | Player | G | FTM | FTA | Pct. |
|-----|-----------------------------|---|-----|-----|------|
| 1. | Love, Sidney - UTSA | 6 | 29 | 33 | .879 |
| 2. | Lawrence, Dazia - CLT | 7 | 36 | 41 | .878 |
| 3. | Moore, Mia - UAB | 6 | 26 | 30 | .867 |
| 4. | Crawford, Delanie - Tulsa | 7 | 31 | 36 | .861 |
| 5. | Kernal, DesiRay - UNT | 7 | 41 | 49 | .837 |
| 6. | Whittington, Kyren - Tulane | 6 | 34 | 41 | .829 |
| 7. | Weathersby, Jade - UAB | 6 | 24 | 29 | .828 |
| 8. | Moore, Jada - FAU | 4 | 13 | 16 | .813 |
| 9. | Mabry, Amira - Tulane | 6 | 21 | 26 | .808 |
| 10. | Moore, Jaaucklyn - UNT | 7 | 18 | 23 | .783 |
| 11. | Parau, Irina - Tulane | 6 | 16 | 21 | .762 |
| 12. | Galic, Marta - Tulane | 6 | 17 | 23 | .739 |
| 13. | Blow, Salese - WSU | 6 | 19 | 26 | .731 |
| 14. | Hueston, Tracey - CLT | 7 | 21 | 29 | .724 |
| 15. | Hubbard, Aniya - FAU | 5 | 26 | 36 | .722 |

Steals

| | Player | G | No. | AVG |
|-----|-----------------------------|---|-----|------|
| 1. | McNeal, Danae - ECU | 5 | 19 | 3.80 |
| 2. | Whittington, Kyren - Tulane | 6 | 18 | 3.00 |
| 3. | Jones, Tamia - SMU | 6 | 17 | 2.83 |
| 4. | Jobe, Tre'Zure - WSU | 6 | 15 | 2.50 |
| | Moore, Mia - UAB | 6 | 15 | 2.50 |
| | DeShields, Denim - UAB | 6 | 15 | 2.50 |
| 7. | Joyner, Amiya - ECU | 5 | 12 | 2.40 |
| 8. | Taylor, Tristen - Temple | 6 | 12 | 2.00 |
| | Brown, Shelbee - Mem | 6 | 12 | 2.00 |
| | Hubbard, Aniya - FAU | 5 | 10 | 2.00 |
| 11. | Smith, Imani - CLT | 7 | 13 | 1.86 |
| 12. | Jackson, Destiny - Rice | 6 | 11 | 1.83 |
| | Love, Sidney - UTSA | 6 | 11 | 1.83 |
| 14. | Johnson, Synia - ECU | 5 | 9 | 1.80 |
| 15. | Moore, Jada - FAU | 4 | 7 | 1.75 |

3-Point FG Percentage (Minimum 1 3FG/G average)

| | Player | G | 3FG | 3FGA | Pct. |
|-----|-----------------------------|---|-----|------|------|
| 1. | Busick, Jacee - CLT | 7 | 9 | 14 | .643 |
| 2. | Cain, Ki'Ari - Mem | 6 | 8 | 16 | .500 |
| | Embry, Chantae - SMU | 6 | 9 | 18 | .500 |
| 4. | Taylor, Tristen - Temple | 6 | 7 | 15 | .467 |
| | Moore, Mia - UAB | 6 | 7 | 15 | .467 |
| 6. | Crawford, Delanie - Tulsa | 7 | 17 | 38 | .447 |
| 7. | Blasigh, Vittoria - USF | 8 | 26 | 59 | .441 |
| 8. | Cartwright, Mady - Tulsa | 7 | 13 | 30 | .433 |
| 9. | Bokunewicz, Maya - Rice | 6 | 12 | 28 | .429 |
| 10. | Moore, Jaaucklyn - UNT | 7 | 14 | 33 | .424 |
| 11. | Griggs, Madison - Mem | 6 | 19 | 46 | .413 |
| 12. | White, Kyra - UTSA | 6 | 10 | 25 | .400 |
| 13. | Jones, Tamia - SMU | 6 | 7 | 18 | .389 |
| 14. | McNeal, Danae - ECU | 5 | 10 | 26 | .385 |
| 15. | Bershers, Tracey - UAB | 6 | 11 | 29 | .379 |
| 16. | Whittington, Kyren - Tulane | 6 | 6 | 17 | .353 |
| 17. | Perry, Mya - FAU | 5 | 8 | 24 | .333 |
| | Dennis, Micah - ECU | 5 | 5 | 15 | .333 |
| | Pratt, Hannah - Tulane | 6 | 17 | 51 | .333 |
| 20. | Hubbard, Aniya - FAU | 5 | 5 | 16 | .313 |
| 21. | Ennis, Dominique - Rice | 6 | 11 | 36 | .306 |
| 22. | Poindexter, Temira - Tulsa | 7 | 17 | 56 | .304 |

3-Point FG Made

| | Player | G | 3FG | Avg |
|-----|----------------------------|---|-----|------|
| 1. | Blasigh, Vittoria - USF | 8 | 26 | 3.25 |
| 2. | Griggs, Madison - Mem | 6 | 19 | 3.17 |
| 3. | Pratt, Hannah - Tulane | 6 | 17 | 2.83 |
| 4. | Poindexter, Temira - Tulsa | 7 | 17 | 2.43 |
| | Crawford, Delanie - Tulsa | 7 | 17 | 2.43 |
| 6. | Moore, Jaaucklyn - UNT | 7 | 14 | 2.00 |
| | Bokunewicz, Maya - Rice | 6 | 12 | 2.00 |
| | McNeal, Danae - ECU | 5 | 10 | 2.00 |
| 9. | Cartwright, Mady - Tulsa | 7 | 13 | 1.86 |
| 10. | Ennis, Dominique - Rice | 6 | 11 | 1.83 |
| | Bershers, Tracey - UAB | 6 | 11 | 1.83 |
| 12. | White, Kyra - UTSA | 6 | 10 | 1.67 |
| | Galic, Marta - Tulane | 6 | 10 | 1.67 |
| 14. | Perry, Mya - FAU | 5 | 8 | 1.60 |
| 15. | Embry, Chantae - SMU | 6 | 9 | 1.50 |

AROUND THE AMERICAN



CONFERENCE INDIVIDUAL LEADERS CONT.



Blocked Shots

| | Player | G | No. | AVG |
|-----|---------------------------|---|-----|------|
| 1. | Coleman, Elyssa - UTSA | 6 | 14 | 2.33 |
| 2. | Abdur-Rahim, Amirah - SMU | 6 | 12 | 2.00 |
| 3. | Joyner, Amiya - ECU | 5 | 9 | 1.80 |
| 4. | Hanna, Dyllan - FAU | 5 | 8 | 1.60 |
| 5. | Piper, Ines - Temple | 6 | 9 | 1.50 |
| 6. | Johansson, Emma - USF | 7 | 10 | 1.43 |
| | Lampkin, Tommisha - UNT | 7 | 10 | 1.43 |
| 8. | Udo, Idara - UTSA | 6 | 8 | 1.33 |
| 9. | Periman, Hadley - Tulsa | 7 | 9 | 1.29 |
| 10. | Adams, Hailey - Rice | 6 | 7 | 1.17 |
| | Green, Aliyah - Mem | 6 | 7 | 1.17 |
| | Tucker, Rayne - Temple | 6 | 7 | 1.17 |
| | Weathersby, Jade - UAB | 6 | 7 | 1.17 |
| 14. | Perea, Caranda - Tulsa | 7 | 8 | 1.14 |
| | Hueston, Tracey - CLT | 7 | 8 | 1.14 |

Assist/Turnover Ratio (Minimum 3 AST/G average)

| | Player | G | Ast. | T/O | Ratio |
|-----|-------------------------|---|------|-----|-------|
| 1. | Jones, Tamia - SMU | 6 | 26 | 12 | 2.17 |
| 2. | Nelson, Aleah - Temple | 6 | 26 | 13 | 2.00 |
| 3. | Wilson, Aerial - USF | 8 | 31 | 18 | 1.72 |
| 4. | DeShields, Denim - UAB | 6 | 35 | 21 | 1.67 |
| 5. | Moore, Mia - UAB | 6 | 18 | 11 | 1.64 |
| 6. | Rainey, Kaylah - Tulane | 6 | 24 | 15 | 1.60 |
| 7. | Hardaway, Ereauna - UNT | 7 | 22 | 14 | 1.57 |
| 8. | Gallegos, Katia - Tulsa | 7 | 25 | 17 | 1.47 |
| 9. | Bradley, Reagan - SMU | 6 | 22 | 16 | 1.38 |
| 10. | White, Kyra - UTSA | 6 | 22 | 20 | 1.10 |

Offensive Rebounds

| | Player | G | No. | AVG |
|-----|--------------------------------|---|-----|------|
| 1. | Abies, Daniela - WSU | 6 | 27 | 4.50 |
| 2. | Joyner, Amiya - ECU | 5 | 20 | 4.00 |
| 3. | Piper, Ines - Temple | 6 | 20 | 3.33 |
| 4. | Udo, Idara - UTSA | 6 | 19 | 3.17 |
| | Smith, Alasia - Mem | 6 | 19 | 3.17 |
| 6. | Lampkin, Tommisha - UNT | 7 | 22 | 3.14 |
| 7. | Moore, Mia - UAB | 6 | 18 | 3.00 |
| | Linton, Maya - UTSA | 6 | 18 | 3.00 |
| | Rozentale, Janeta - FAU | 5 | 15 | 3.00 |
| 10. | Tucker, Rayne - Temple | 6 | 17 | 2.83 |
| 11. | Moore, Jada - FAU | 4 | 11 | 2.75 |
| 12. | Molina, Jaleesa - Temple | 6 | 15 | 2.50 |
| 13. | Wyche, Tatyana - ECU | 5 | 12 | 2.40 |
| 14. | Lutje Schipholt, Evelien - USF | 8 | 19 | 2.38 |
| 15. | Hayes, Shelby - Rice | 6 | 14 | 2.33 |

Defensive Rebounds

| | Player | G | No. | AVG |
|-----|---------------------------|---|-----|------|
| 1. | Kernal, DesiRay - UNT | 7 | 46 | 6.57 |
| 2. | Moore, Mia - UAB | 6 | 37 | 6.17 |
| 3. | Periman, Hadley - Tulsa | 7 | 43 | 6.14 |
| 4. | Brito, Carla - USF | 8 | 44 | 5.50 |
| 5. | Rozentale, Janeta - FAU | 5 | 27 | 5.40 |
| 6. | Crawford, Delanie - Tulsa | 7 | 37 | 5.29 |
| 7. | Parau, Irina - Tulane | 6 | 31 | 5.17 |
| 8. | Hubbard, Aniya - FAU | 5 | 24 | 4.80 |
| 9. | Embry, Chantae - SMU | 6 | 28 | 4.67 |
| 10. | Busick, Jacee - CLT | 7 | 32 | 4.57 |
| 11. | White, Kyra - UTSA | 6 | 27 | 4.50 |
| | Fisher, Malia - Rice | 6 | 27 | 4.50 |
| | Abdur-Rahim, Amirah - SMU | 6 | 27 | 4.50 |
| | Moore, Jada - FAU | 4 | 18 | 4.50 |
| 15. | Pratt, Hannah - Tulane | 6 | 26 | 4.33 |

AROUND THE AMERICAN



CONFERENCE INDIVIDUAL LEADERS CONT.



Minutes Played

| | Player | G | No. | AVG |
|-----|-----------------------------|---|-----|-------|
| 1. | Moore, Mia - UAB | 6 | 226 | 37.67 |
| 2. | White, Kyra - UTSA | 6 | 218 | 36.33 |
| 3. | DeShields, Denim - UAB | 6 | 206 | 34.33 |
| 4. | Galic, Marta - Tulane | 6 | 199 | 33.25 |
| 5. | Jones, Tamia - SMU | 6 | 197 | 32.88 |
| 6. | Young, Tiara - SMU | 6 | 197 | 32.86 |
| 7. | Bradley, Reagan - SMU | 6 | 196 | 32.65 |
| 8. | Griggs, Madison - Mem | 6 | 196 | 32.59 |
| 9. | Love, Sidney - UTSA | 6 | 193 | 32.13 |
| 10. | Jobe, Tre'Zure - WSU | 6 | 193 | 32.12 |
| 11. | Walsh, Maddie - UAB | 6 | 191 | 31.88 |
| 12. | Poindexter, Temira - Tulsa | 7 | 223 | 31.87 |
| 13. | McNeal, Danae - ECU | 5 | 159 | 31.79 |
| 14. | Johnson, Synia - ECU | 5 | 156 | 31.24 |
| 15. | Whittington, Kyren - Tulane | 6 | 187 | 31.23 |

Team Identification

| Team | Team ID |
|---------------|---------|
| Charlotte | CLT |
| East Carolina | ECU |
| Fla. Atlantic | FAU |
| Memphis | Mem |
| North Texas | UNT |
| Rice | Rice |
| SMU | SMU |
| South Fla. | USF |
| Temple | Temple |
| Tulane | Tulane |
| Tulsa | Tulsa |
| UAB | UAB |
| UTSA | UTSA |
| Wichita St. | WSU |

AROUND THE AMERICAN



CONFERENCE TEAM HIGHS



| | | |
|------------------------------|--------------|--|
| POINTS | 117 | North Texas vs North Texas-Dallas (11/06/2023) |
| | 109 | Temple vs Delaware St. (11/06/2023) |
| FIELD GOALS MADE | 43 | Temple vs Delaware St. (11/06/2023) |
| | 39 | North Texas vs North Texas-Dallas (11/06/2023) |
| FIELD GOAL ATTEMPTS | 80 | Memphis at Tennessee (11/13/2023) |
| | 80 | Temple vs Delaware St. (11/06/2023) |
| FIELD GOAL PERCENTAGE | .596 (28-47) | UAB vs Valparaiso (11/25/2023) |
| | .582 (39-67) | North Texas vs North Texas-Dallas (11/06/2023) |
| 3 PT FG MADE | 13 | Charlotte vs Gardner-Webb (11/17/2023) |
| | 12 | Rice vs Saint Mary's (CA) (11/19/2023) |
| | 12 | Tulane vs Prairie View (11/14/2023) |
| | 12 | Temple vs Delaware St. (11/06/2023) |
| 3 PT FG ATTEMPTS | 32 | Tulsa vs Clemson (N) (11/25/2023) |
| | 32 | East Carolina at Elon (11/06/2023) |
| 3 PT FG PERCENTAGE | .636 (7-11) | SMU vs Alabama St. (11/11/2023) |
| | .529 (9-17) | East Carolina vs USC Upstate (11/09/2023) |
| FREE THROWS MADE | 36 | North Texas vs North Texas-Dallas (11/06/2023) |
| | 33 | North Texas vs Grambling (11/09/2023) |
| FREE THROW ATTEMPTS | 49 | North Texas vs North Texas-Dallas (11/06/2023) |
| | 45 | North Texas vs Grambling (11/09/2023) |
| FREE THROW PERCENTAGE | .889 (8-9) | Temple vs Saint Joseph's (11/22/2023) |
| | .885 (23-26) | UAB vs Jacksonville St. (11/27/2023) |
| REBOUNDS | 57 | Rice vs Houston Christian (11/06/2023) |
| | 54 | North Texas at SFA (11/16/2023) |
| | 54 | North Texas vs North Texas-Dallas (11/06/2023) |
| ASSISTS | 26 | Temple vs Delaware St. (11/06/2023) |
| | 24 | SMU vs Alabama St. (11/11/2023) |
| STEALS | 32 | East Carolina vs USC Upstate (11/09/2023) |
| | 21 | North Texas vs North Texas-Dallas (11/06/2023) |
| BLOCKED SHOTS | 9 | UTSA at Sam Houston (11/25/2023) |
| | 9 | Memphis vs Howard (N) (11/19/2023) |
| | 9 | South Fla. vs UT Arlington (11/06/2023) |
| TURNOVERS | 31 | UTSA at Texas Tech (11/20/2023) |
| | 30 | Charlotte vs West Virginia (N) (11/24/2023) |
| FOULS | 28 | Wichita St. vs Omaha (11/20/2023) |
| | 28 | Memphis vs Middle Tenn. (N) (11/20/2023) |
| | 28 | Temple at Villanova (11/19/2023) |
| | 28 | UTSA at A&M-Corpus Christi (11/15/2023) |
| | 28 | South Fla. vs Grambling (11/13/2023) |