

• 2023-24 UTSA ROADRUNNERS WOMEN'S BASKETBALL •

| UTSA vs Houston | December 14, 2023 | The Convo | Hoops for the Holidays |

#CASHIN • #BIRDSUP • #LETSGO210

GOUTSA.COM



2023-24 SCHEDULE AND RESULTS

THE MATCHUP

HEAD-TO-HEAD

NOVEMBER

6	at Arizona State	L, 55-70
10	New Mexico State	W, 58-55
15	at A&M-Corpus Christi	W, 66-59 (OT)
18	at UT Arlington	W, 70-66
20	at Texas Tech	L, 58-63
25	at Sam Houston State	W, 63-56
30	Texas State	L, 57-65 (OT)

DECEMBER

3	UTEP	W, 90-66
14	Houston	6 p.m.
17	at Oregon	2 p.m.
19	at Seattle	2 p.m.
30	at Temple *	12 p.m.

JANUARY

2	at East Carolina *	5 p.m.
6	Wichita State *	2 p.m.
10	at FAU *	6 p.m.
14	Charlotte *	2 p.m.
16	USF *	6:30 p.m.
21	at UAB *	1 p.m.
27	at SMU *	2 p.m.
31	North Texas *	6:30 p.m.

FEBRUARY

4	Tulane *	2 p.m.
11	UAB *	1 p.m.
14	at Tulsa *	6:30 p.m.
18	at North Texas *	2 p.m.
22	Temple *	6:30 p.m.
25	FAU *	1 p.m.
28	at Memphis *	7 p.m.

MARCH

5	Rice *	6:30 p.m.
9-13	AAC Championships	TBD

• The UTSA Women's Basketball team is set to host the University of Houston on Thursday at 6 p.m. as the squad celebrates Hoops for the Holidays inside the Convocation Center

• After a week's hiatus, the Roadrunners (5-3, 0-0 AAC) are back in action, last dominating UTEP 90-66 inside the Convo.

• The Cougars (7-1, 0-0 Big 12) have been red-hot early in the year, falling only to Middle Tennessee and riding a three-game winning streak.

• Following an 89-42 victory over Texas Southern, Houston now serves as the national leader with a superb 15.8 steals per game.

• They also sit second in turnovers forced at 26.9 per game and boast a stellar 10.4 turnover margin.

• The Cougars collect the third-most offensive rebounds in the country, averaging 19.4 per game, and their 39.2 bench points per game sit second in the NCAA.

• Laila Blair has been one of Houston's top performers, ranking eight across the NCAA with 24 steals.

• She also leads UH with 15.3 ppg, as Maliyah Johnson, N'Yah Boyd, and Bria Patterson join her in the double-digit point club.

• Patterson paces the squad with 6.1 rpg and nine blocks, while Boyd's 30 assists represent the most of any Cougar.



Sunday, Dec. 14 | 6 p.m. CT
San Antonio, Texas
UTSA vs Houston



64.6	POINTS PER GAME	86.0
62.5	OPP. POINTS PER GAME	62.3
45.8	REBOUNDING PER GAME	47.4
+12.0	REBOUNDING MARGIN	+6.0
41.4	FIELD GOAL PCT.	41.2
28.4	3-POINT PCT.	29.1
62.5	FREE THROW PCT.	73.3
12.0	ASSISTS PER GAME	13.7
20.0	TURNOVERS PER GAME	17.0
6.1	STEALS PER GAME	16.0
6.6	BLOCKED SHOTS PER GAME	5.3

UTSA Roadrunners


Overall Record	5-3
American Athletics Conference Record	0-0
Home Record	2-1
Away Record	3-2
Neutral Record	0-0
2022-23 Record / C-USA Finish	13-19, 9-11 / 6th

Houston Cougars

Overall Record	7-1
Big 12 Record	0-0
Home Record	6-1
Away Record	1-0
Neutral Record	0-0
UTSA All-Time vs Houston	1-21
at UTSA	1-8
at Houston	0-11
Current Streak	L4

WHERE TO WATCH: ESPN+	GAME COVERAGE	WHERE TO LISTEN: THE BULL 93.3
www.goutsa.com/wbblive	Stats: goutsa.com/wbbstats	www.goutsa.com/wbbradio
Karl Schoening (play-by-play)	X (Twitter): @UTSAWBB	Neal Raphael (play-by-play)
Carlie Heineman (analyst)	Instagram: @UTSA_WBB	The iHeartRadio app

PREVIOUS STARTERS: 90-66 WIN VS UTEP



All Times Central | Home Games in Bold | AAC Games *

WE ARE UTSA

When referencing University of Texas at San Antonio Athletics, please use the acronym UTSA and the nickname ROADRUNNERS. Please refrain from using UT-San Antonio, Texas-San Antonio, UT-SA, Lady Roadrunners or any other variation.

QUICK FACTS

Institution Name..... The University of Texas at San Antonio (UTSA)
 Location.....San Antonio, Texas
 Founded..... 1969
 Enrollment..... 34,864
 Nickname..... Roadrunners
 School Colors Navy Blue (PMS 289), Orange (PMS 1665), White
 Arena (Capacity)..... Convocation Center (2,650)
 Year Opened..... 1975
 Conference..... American Athletic Conference
 President..... T. Taylor Eighmy, Ph.D. (Tufts, 1980)
 Vice President/Athletics Director..... Lisa Campos (Colorado State)
 Athletic Department Phone..... 210.458.4161
 Ticket Office Phone..... 210.458.UTSA (8872)

TEAM INFORMATION

2022-23 Overall Record..... 13-19
 Home / Away / Neutral..... 8-4/ 3-12 / 2-3
 Conference Record/Finish (Conference USA)..... 9-11/6th
 Letterwinners Returning/Lost..... 11/3
 Starters Returning/Lost..... 5/0
 Newcomers..... 5

HISTORY

First Year of Basketball..... 1981-82
 All-Time Record (pct.)..... 545-623 (.466)
 All-Time AAC Record (pct.)..... 0-0 (.000)
 Conference Regular Season Championships..... 2
 2002-03 (Southland Conference) • 2008-09 (Southland Conference)
 Conference Tournament Championships..... 2
 2008 (Southland) • 2009 (Southland)
 NCAA Tournament Appearances/Record..... 2/0-2 (.000)
 2008 • 2009
 Last NCAA Postseason Opponent/Result..... 2009
 Lost to No. 2 seed Baylor, 87-82 OT (March 22, 2009)

COACHING STAFF

Head Coach..... Karen Aston (Third season - Little Rock, 1987)
 Record at UTSA (Years)..... 25-45 (Third season)
 Career Record (Years)..... 310-191 (16th season)
 Assoc. Head Coach..... Jamie Carey (third season - Texas, 2004)
 Assistant Coaches..... Empress Davenport (third season - Texas, 2016)
 Cameron Miles (third season - San Diego, 2004)
 Dir./WBB Operations..... Chantel Govan (First season - UTSA, 2022)
 Player Development..... Sophia Ramos (First Season - San Diego St., 2022)
 Graduate Assistant..... Angel Almaguer (First season - UTSA , 2022)

ATHLETICS COMMUNICATIONS

Associate Athletics Director/Communications..... Kyle Stephens
 Associate Director [MBB Contact]..... Michael Stambaugh
 Assistant Director [WBB Contact]..... Ryan Smith
 Assistant Director..... Alma Solis
 Smith's Email Address..... ryan.smith2@utsa.edu
 Smith's Cell Phone..... 361.442.9600
 Website..... goutsa.com
 General Athletics X (Twitter)..... @UTSAathletics
 Women's Basketball X (Twitter)..... @UTSAWBB
 Women's Basketball Instagram..... @UTSA_WBB

ROADRUNNER NOTES AND NEWS

LAST TIME OUT

• The Roadrunners (5-3, 0-0 AAC) are back in action, last dominating UTEP 90-66 inside the Convo. • The win represented the first time the 'Runners have scored at least 90 points since a 97-47 win over Sul Ross State on Nov. 10, 2017.
 • The 24-point win was the largest margin of victory in the Karen Aston era at UTSA, as redshirt junior Elyssa Coleman led the way, logging a career-high 23 points and going 11-for-13 from the field

'RUNNERS IN THE RANKINGS

• As of 12/13, UTSA ranks seventh nationally in blocks per game, swatting 6.6 of the opponent's shots each time out.
 • UTSA also ranks first on the American Athletic Conference leader board with a plus-12 rebound margin and 45.9 rpg.
 • Senior Elyssa Coleman's 2.12 bpg benchmark individually ranks 24th across the NCAA and atop the AAC.
 • Joining her as a conference leader, senior Kyra White plays a league-high 35.2 minutes.

90'S KIDS

• The Roadrunners scored 90 points on Dec. 3, 2023 in a victory over UTEP, marking the first time a UTSA squad has reached the benchmark since accomplishing the feat since a 97-47 win against Sul Ross State on Nov. 10, 2017
 • The 24-point win represents the largest margin of victory in the Karen Aston era at UTSA.
 • Senior Elyssa Coleman was an incredibly efficient 11-for-13, scoring a career-high 23 points and helping the team shoot 58% from the field.
 • The squad also sunk eight three-pointers for their highest total of the season.
 • Along with Coleman, sophomore Sidney Love posted 16 points, marking her sixth straight game achieving the feat, while classmate Siena Guttadauro and senior Kyra White each charted 12.

2023-24 WOMEN'S BASKETBALL ROSTER

#	Name	Pos	Ht	Yr.	Hometown • High School / Previous School
0	Elyssa Coleman	F	6-3	R-Jr.-2L	Houston, Texas/Atascocita HS/Texas
1	Hailey Atwood	G	5-8	GS.-2L	Austin, Texas/Bowie HS/Blinn CC
2	Alexis Parker	G	5-9	So.-1L	San Antonio, Texas/Brandeis HS
3	Emma Lucio	G	5-9	Fr.-HS	Edinburg, Texas / Robert Vela HS
4	Siena Guttadauro	G	5-6	So.-2L	San Jose, Calif./Archbishop Mitty HS
5	Madison Cockrell	G	5-4	So.-1L	Dallas, Texas/Bishop Lynch HS
11	Sidney Love	G	5-8	So.-1L	Cibolo, Texas/Steele HS
12	Aysia Proctor	G	5-8	Fr.-HS	Schertz, Texas / Samuel Clemens HS
13	Sarai Estupiñan	G	5-5	Jr.-TR	Cedar Park, Texas / St. Mary's (TX) / Tallahassee CC
20	Maya Linton	F	6-0	So.-1L	Duncanville, Texas/Duncanville HS
21	Cheyenne Rowe	F	6-2	So.-TR	Ajax, Ontatio / Bill Crothers Secondary School / JMU
22	Kyra White	G	5-9	Sr.-1L	Converse, Texas/Judson HS/Southern California
23	Kyleigh McGuire	F	5-10	Sr.-1L	Houston, Texas/Atascocita HS
25	Idara Udo	F	6-1	Fr.-HS	Plano, Texas / Plano East HS
30	Nissa Sam-Grant	C	6-4	Sr.-1L	Marietta, Ga./Wheeler HS/Panola CC
32	Jordyn Jenkins	F	6-0	Sr.-1L	Kent, Wash./Kentridge HS/Southern California

UTSA RECORD WHEN...

Category	H	R	N	O
Overall	2-1	3-2	0-0	5-3
Conference	0-0	0-0	0-0	0-0
Non-Conference	2-1	3-2	0-0	5-3
Overtime	0-1	1-0	0-0	1-1
Top-10 Opponents	0-0	0-0	0-0	0-0
Top-25 Opponents	0-0	0-0	0-0	0-0
Receiving Votes	0-0	0-0	0-0	0-0
Wear White	2-1	0-0	0-0	2-1
Wear Orange	0-0	2-0	0-0	2-0
Wear Navy	0-0	1-2	0-0	1-2
In November	1-1	3-2	0-0	4-3
In December	1-0	0-0	0-0	1-0
In January	0-0	0-0	0-0	0-0
In February	0-0	0-0	0-0	0-0
In March	0-0	0-0	0-0	0-0
Lead at Half	1-0	0-0	0-0	1-0
Trail at Half	1-1	2-2	0-0	3-3
Tied at Half	0-0	1-0	0-0	1-0
Decided by 1-4 Points	1-0	0-0	0-0	1-0
Decided by 5-9 Points	0-1	3-1	0-0	3-2
Decided by 10+ Points	1-0	0-1	0-0	1-1
Scoring 80+	1-0	0-0	0-0	1-0
Scoring 70-79	0-0	1-0	0-0	1-0
Scoring 60-69	0-0	2-0	0-0	2-0
Scoring 50-59	1-1	0-2	0-0	1-3
Scoring 0-49	0-0	0-0	0-0	0-0
Opp. Scoring 80+	0-0	0-0	0-0	0-0
Opp. Scoring 70-79	0-0	1-0	0-0	1-0
Opp. Scoring 60-69	1-1	0-1	0-0	1-2
Opp. Scoring 50-59	1-0	2-1	0-0	3-1
Opp. Scoring 0-49	0-0	0-0	0-0	0-0
FG 50% or Higher	1-0	0-0	0-0	1-0
FG 40-49.9%	0-0	2-1	0-0	2-1
FG 39.9% or Lower	1-1	1-1	0-0	2-2
Opp. FG 50% or Higher	0-0	0-0	0-0	0-0
Opp. FG 40-49.9%	0-0	1-0	0-0	1-0
Opp. FG 39.9% or Lower	2-1	3-2	0-0	5-3
Better FG% than Opp.	2-1	2-1	0-0	4-2
FG% is Equal	0-0	0-0	0-0	0-0
Opp. Better FG%	0-0	1-1	0-0	1-1
FT 80% or Higher	1-0	0-0	0-0	1-0
FT 70-79.9%	0-0	1-0	0-0	1-0
FT 69.9% or Lower	1-1	2-2	0-0	3-3
Opp. FT 80% or Higher	1-0	0-0	0-0	1-0
Opp. FT 70-79.9%	0-0	0-0	0-0	0-0
Opp. FT 69.9% or Lower	1-1	3-2	0-0	4-3
Better FT% than Opp.	0-0	2-0	0-0	2-0
FT% is Equal	0-0	0-0	0-0	0-0
Opp. Better FT%	2-1	1-2	0-0	3-3
Outbounding Opp.	2-0	3-2	0-0	5-2
Rebounds are Equal	0-0	0-0	0-0	0-0
Outbounded by Opp.	0-1	0-0	0-0	0-1
More Assists than Opp.	1-0	1-1	0-0	2-1
Assists are Equal	0-0	0-0	0-0	0-0
Fewer Assists than Opp.	1-1	2-1	0-0	3-2
Fewer TO than Opp.	0-0	1-0	0-0	1-0
Turnovers are Equal	0-0	0-0	0-0	0-0
More TO than Opp.	2-1	2-2	0-0	4-3
4+ in Double Figures	1-0	0-0	0-0	1-0
3 in Double Figures	0-1	2-1	0-0	2-2
2 in Double Figures	1-0	1-1	0-0	2-1
1 in Double Figures	0-0	0-0	0-0	0-0
Bench Scores More	0-1	1-2	0-0	1-3
Bench Points are Equal	1-0	0-0	0-0	1-0
Opp. Bench Scores More	1-0	2-0	0-0	3-0
More Fast Break Points	2-0	2-0	0-0	4-0
Fast Break Points are Equal	0-0	0-0	0-0	0-0
Fewer Fast Break Points	0-0	1-2	0-0	1-2
More Points in Paint	2-0	1-2	0-0	3-2
Points in Paint Equal	0-0	1-0	0-0	1-0
Fewer Points in Paint	0-1	1-0	0-0	1-1
Highest Scoring Quarter	10 / December 3, 2023 vs UTEP			
20	22 / December 3, 2023 vs UTEP			
30	20 / November 6, 2023 at Arizona State			
40	30 / November 25, 2023 at Sam Houston			
Lowest Scoring Quarters	8 / November 30, 2023 vs Texas State			
20	8 / November 25, 2023 at Sam Houston			
30	12 / November 25, 2023 at Sam Houston			
40	13 / November 10, 2023 vs New Mexico State			
Opponent Highest Scoring Quarters	25 / November 6, 2023 at Arizona State			
20	24 / November 6, 2023 at Arizona State			
30	16 / November 25, 2023 at Sam Houston			
40	21 / November 18, 2023 at UT Arlington			
Opponent Lowest Scoring Quarters	10 / November 18, 2023 at UT Arlington			
20	13 / November 20, 2023 at Texas Tech			
30	9 / November 10, 2023 vs New Mexico State			
40	10, 2x / November 30, 2023 vs Texas State			
Largest Halftime & Final Score	48 / December 3, 2023 vs UTEP			
Half	90 / December 3, 2023 vs UTEP			
Final				
Lowest Halftime & Final Score	20 / November 17, 2023 at Texas A&M-Corpus Christi			
Half	55 / November 6, 2023 at Arizona State			
Final				
Opponent Largest Halftime & Final Score	49 / November 6, 2023 at Arizona State			
Half	70 / November 6, 2023 at Arizona State			
Final				
Opponent Lowest Halftime & Final Score	28, 2x / November 30, 2023 vs Texas State			
Half	55 / November 10, 2023 vs New Mexico State			
Final				

NOTES AND NEWS CONT.

WELCOME TO THE BLOCK PARTY

- The Roadrunners recorded the sixth-most blocks per game in the NCAA through the first month of the season, recording 6.9
- Senior Elyssa Coleman heavily aided that figure, with 16 swats leading the American Athletic Conference and ranking 21st across the NCAA
- Not far behind, freshman Idara Udo ranked third in the American with 12 blocks and senior Kyra White sixth, logging 10.

SHE'S ON A ROLL

- Senior Kyra White and Sophomore Sidney Love have now each been selected for the American Athletic Conference's Weekly Honor Roll
- White was recognized on 11/20 after delivering a pair of solid performances in road victories against Texas A&M-Corpus Christi and UT Arlington.
- First, White dropped 18 points to go with six rebounds and five assists while propelling the squad to a 15-point come-from-behind victory over the Islanders.
- Later in the week, she added five more points to her total, hauling in six boards and dishing off six assists in a 70-66 win against the Lady Mavs.
- On the week, she swatted a shot and swiped a steal, all while averaging the most assists per game in the league at 5.50.
- Love was chosen on 11/27 after leading the Roadrunners in scoring on the week, first dropping 18 points at a .500 clip against Texas Tech.
- She then scored 12 more in a victory over Sam Houston, allowing her to average 15.0 ppg, to go along with 10 rebounds, and two assists.
- Love shot an efficient 47.6% from the field and went 8-for-9 from the charity stripe.
- Defensively, she boasted a block and swiped five steals.

IT'S A LOVE STORY

- Sidney Love has recorded double-digit scoring performances in six consecutive contests dating back to 11/15/23
- She first scored 10 points in a matchup with Texas A&M-Corpus Christi, before working a career-high 26 points against UT Arlington, dropping 18 on Texas Tech and 12 on Sam Houston
- Love then added 11 against Texas State and 16 against UTEP increasing her streak to six
- Love is the 'Runners leading scorer, with 13.4 ppg through eight games in 2023

OFF TO A HOT START

- UTSA opened the season going 3-1 and using wins over New Mexico State, Texas A&M-Corpus Christi, and UT Arlington to capture a three-game winning streak
- The last time the Roadrunners started the season 3-1 against NCAA Division I opponents was the 2012-13 campaign
- That squad earned wins over UTRGV, Texas A&M-Corpus Christi and Austin Peay, while falling to Wichita State en route to a 16-14 overall record with a 10-8 mark in conference play

NOTES AND NEWS CONT.

ON THE DOUBLE

- Sophomore Maya Linton recorded UTSA's first double-double of the season on Nov. 18, 2023 against UT Arlington
- She scored a career-high 15 points to go along with 10 rebounds in a 70-66 victory over the Lady Mavs
- Teammate Elyssa Coleman represents the last Roadrunner to accomplish the feat, doing so on March 9, 2023 to the tune of 10 points and 11 rebounds against Rice.

FABULOUS FRESHMEN

- In their first week of collegiate competition, freshmen Idara Udo and Aysia Proctor delivered stellar performances
- Udo lead the AAC in rebounds per game on the first week of competition after averaging 10 rpg despite coming off the bench.
- She first scored 10 points and hauled nine boards in against Arizona State before snagging 11 rebounds in a win against New Mexico State.
- Additionally, she swiped two steals and swatter four shots, including a last-second block to secure a 58-55 victory over the Aggies.
- Proctor shot 75% from the field, scoring 21 points across the games against Arizona State and New Mexico State. In addition to her offensive success, she swiped a steal and hauled in 12 rebounds off the bench.

RUN IT BACK

- 11 Roadrunners are back in Navy and Orange, as the team graduated Queen Ulabo, Kennedy Harrell, and Deborah Nwakamma
- A star-studded cast returns with Jordyn Jenkins, Hailey Atwood, Kyra White, Sidney Love and Elyssa Coleman all slated to be back in action
- Jenkins represents the reigning C-USA Player and Newcomer of the Year, while Love was an All-Freshman team selection and Coleman an All-Defensive pick
- Rounding out the group, Atwood was crowned the C-USA Scholar Athlete of the Year and White an All-Texas Honorable Mention by Dave Campbell Texas Basketball
- Other returnees include sophomores Alexis Parker, Siena Guttadauro, Madison Cockrell, and Maya Linton, along with seniors Kyleigh McGuire and Nissa Sam-Grant

ALL ABOARD THE ASTON EXPRESS

- Five newcomers inked with UTSA ahead of the 2023-24 season; two entering the Alamo City via the portal and three true freshmen
- Notably, sophomore Cheyenne Rowe transferred in from James Madison where she was crowned Sun Belt Champion after appearing in 16 games for the Dukes.
- Also transferring into UTSA, junior Sarai Estupiñan has spent time with both St. Mary's (TX) and Tallahassee CC
- Guards Emma Lucio and Aysia Proctor joins as well, along with forward Idara Udo

INTO THE AMERICAN

- The Roadrunners are set to embark on their inaugural season as a member of the American Athletic Conference
- UTSA went 44-107 in the C-USA era, and last won a championship as a member of the Southland
- The 'Runners were the 2002-03 SLC Regular Season Champs, and won the league again in 2008-09
- The program has won two SLC Tournaments in its history, punching its ticket to the NCAA Tournament in 2008 and 2009

FAST FACTS

#0 - ELYSSA COLEMAN

- 2022-23 C-USA All-Defensive Team selection...appeared in 32 games with 30 starts...averaged 9.3 ppg at a 44.6% shooting clip...logged 26.8 MPG, collecting 6.6 RPG and 57 blocks
- 2021-22: Played in 30 games with 18 starts...averaged 7.9 ppg and 4.9 rpg...led the team in field goals made (99) and blocked shots (38)...named C-USA Freshman of the Week on Nov. 21
- Transferred from the University of Texas...did not play due to injury...part of the Elite Eight team of 2021...in high school, ranked No. 12 forward in the class of 2020, according to ESPNW...played in 132 games and averaged 10.8 points, 8.1 rebounds, 2.1 blocks and 1.1 steals per game...named to the TABC Class 6A All-State Team and the District 22-6A Most Valuable Player in 2020
- Born on Feb. 27, 2002...daughter of Lorna and Quintin Coleman...has one brother, Jacody who played football at Iowa and Lamar...Pursuing a degree in sociology

#1 - HAILEY ATWOOD

- 2022-23: Was named the 2022-23 C-USA Scholar Athlete of the Year...C-USA All-Academic selection...2022-23 Teammate of the Year by Team IMPACT...appeared in 31 games with 20 starts...averaged 21.9 mpg, 4.1 ppg, 3.2 rpg, and 1.2 apg...shot 40.1% from the field
- 2021-22: Played in 27 games with 12 starts...averaged 3.4 points and 4.3 rebounds per game
- Transferred from Blinn College...played in 24 games as a sophomore, with 18.5 points, 7.0 rebounds and 2.7 assists per game...as a freshman earned NJCAA Academic All-America honors...attended Bowie High School
- Born on Dec. 27, 2000...daughter of Jennifer Atwood...has two brother, Trey Thomson and Carter Lewis...has two sisters, Avery and Aubrey Lewis

#2 - ALEXIS PARKER

- 2022-23: Participated in 21 games, averaging 12.7 MPG...posted 43 points at a 38.1% clip...hailed in 27 rebounds, dishing out 14 assists and swiping 10 steals
- Played four years at Brandeis High School...helped the Broncos to three playoff runs, including a fifth-round playoff appearance her sophomore season...three-time first-team all-academic honoree, three-time first-team all-district honoree, first-team all-area member and earned all-state accolades
- Born on Sept. 15, 2003...daughter of Cedrick and Jessica...sister of Cedrick Jr. and London...pursuing a degree in kinesiology, with a minor in biology

#3 - EMMA LUCIO

- Joins the Roadrunners from Robert Vela High School in Edinburg, Texas...named the District Newcomer of the Year, Second Team All-District, and Third Team All-Valley as a freshman...earned First Team All-District and Second Team All-Valley during her sophomore year...named Co-Offensive Player of the Year, First Team All-District, All-Valley Defensive Team, All State Team, and All-City MVP as a junior...two-time district champion
- Daughter of Jessica Ann Lucio and Sergio Lucio Sr...six brothers, Stephen, Charles, Edgar, Eric, Jason, and Sergio Jr...two sisters, Korina and Allison...pursuing a degree in kinesiology with the goal to build her own fitness organization

#4 - SIENA GUTTADAURO

- 2022-23: Logged three starts and 24 appearances in her inaugural season, averaging 12.3 MPG...scored 52 points with 18 assists and 29 rebounds
- Clubbed with the San Jose Cagers, a premier organization that dons a 90 percent winning percentage...helped the Archbishop Mity Monarchs to three WCAL Championships and two CIF Championships...2022 state runners-up...part of the 2020 Northern California Championship team...made 2020 State Finals but the game was canceled due to the COVID-19 pandemic
- Born on Oct. 26, 2003...daughter of Joe and Rosella Guttadauro...has three brothers, Joey, Anthony and Dominic...father played soccer at Santa Clara and brother played football at Linfield...majoring in communications with the goal of becoming a sports broadcaster

#5 - MADISON COCKRELL

- 2022-23: Sixteen appearances with two starts...averaged 11.1 MPG with 3.3 PPG and 1.5 RPG...shot 39.1% from the field, including 33.3% from beyond the arc
- Four-year letter winner in high school, three of which at Bishop Lynch HS under coach Andy Zhilman...received District Defensive Player of the Year during her junior campaign...named First Team All-State in 2021 and All Tournament at the 2021 State Tournament where she helped the Friars to a state championship
- Born on Sept. 8, 2003...daughter of Milton and Daphne Cockrell...has one brother, Dylan...father played football at OSU and her mother played basketball and ran track at Southwestern Christian College...pursuing a degree in criminology with plans to attend law school

#11 - SIDNEY LOVE

- 2022-23: C-USA All-Freshman Team selection...25 games played and 20 starts with 29.5 MPG...logged a team-high 29 three-pointers...shot 42.8% from the field, including 37.0% from beyond the arc...dished out 58 assists...15 double-digit scoring games
- In high school was named the 2022 Co-District MVP, a McDonald's All-American nominee and the Express-News Player of the Week all in her senior season...four-time academic all-district recipient, named District Defensive MVP her junior year, earned TGCA All-Star accolades and first-team all-district...helped the team become 2020 District Champions and Co-District Champions in 2021
- Born on Sept. 11, 2003...daughter of Kevin and Andrea Love...has two brothers, Kijana and Langston, and two sisters, Endaisia and Camille...her father played football for Texas A&M, her sisters, Endaisia and Camille, played soccer at Trinity and St. Mary's, respectively, and her brothers, Kijana and Langston played basketball at New Hampshire and Baylor...pursuing a degree in business management

#12 - AYSIA PROCTOR

- A local product from Samuel Clemens High School, Proctor was named to the All District First Team as a freshman in 2020...earned Texas Girls Coaches' Association All-State honors and Texas Association of Basketball Coaches All-Region honors in 2021...named to the 2021-22 UIL Girls All-Region Team...named to the All-District First Team in 2022
- Daughter of Bobby and Angela Proctor...father played basketball at the University of Colorado-Colorado Springs pursuing a degree in cyber security

#13 - SARAI ESTUPIÑAN

- Began her collegiate career at St. Mary's where she played in 10 games across the 2021-22 season...She averaged 2.6 ppg for the Rattlers, collecting eight steals and eight rebounds in 14.1 mpg...Estupiñan then transferred to Tallahassee CC where she was named Second-Team All-Panhandle Conference for her performance in the 2022-23 campaign...led TCC in scoring with 13.0 ppg, shooting 33.6% from the field
- Was a two-time First-Team All-District selection and named to the All-State Tournament team for Cedar Park High School...Helped the team win the 5A State Championship also earning Academic All-District honors along the way

#20 - MAYA LINTON

- 2022-23: Appeared in 27 games with 15.7 MPG...averaged 2.3 PPG, sinking shots at a 40.3% clip...hailed in 3.5 RPG
- Four-year letter winner at Duncanville High School...helped the Panthers to a Bi-District and area title...part of the Drive Nation 17U EYBL club team...received Defensive Player of the Year honors...awarded Second Team All-District and All-District Academic honors
- Daughter of Rose Fiomì...four sisters, Malia and McKenna Linton, Miranda Pohlman and Michaela Martinez...majoring in business

#21 - CHEYENNE ROWE

- Transfer from James Madison, Rowe appeared in 16 games as a freshman in the 2022-23 season...As a Duke, she averaged nine minutes and two points per game...She helped lead the team to a successful 26-8 season, winning the Sun Belt Tournament to earn an automatic bid into the NCAA Tournament
- A native of Ajax, Ontario, she played for the Canada U18 National Team at the 2022 FIBA Women's Americas where she won a silver medal...high school career included the 2019 Biosteel Girls Future MVP and Biosteel 2022 Team member...She represented Team Ontario in their U14 and U15 teams from 2017-19...Rowe was named First Team All-Star in U17 Canadian National Championships in 2019...She was also selected for Canadian National Assessment Camp.
- Rowe is the daughter of Waine Rowe and Hilary Chung-Rowe and has one sister, Ciara.

#22 - KYRA WHITE

- 2022-23: Named All-Texas Honorable Mention by Dave Campbell's Texas Basketball...started 28 games for the Roadrunners, averaging 33.2 MPG...led the team with 142 assists and 4.5 APG, the second-most in C-USA...third-most steals (24), blocks (27) and rebounds (160) on the team...averaged 7.9 PPG, shooting 33.7% from the field
- Transferred from the University of Southern California where she played the last three seasons...played in 77 games with 22 starts...scored 138 points, averaging 1.8 per game...also posted 131 rebounds, 49 steals, 25 blocks and 127 assists...a Converse Judson HS graduate where she was named the league MVP as a senior...was a three-time all-state first team honoree, selected 2016 league newcomer of the year and won the 2019 6A state championship...at Judson
- Born on Nov. 30, 2000...daughter of Christopher and Jennifer White...has two brothers, Jarehn and Isaac, and one sister, Cierra...her mother played softball at Texas Tech and her father played football at Texas A&M Commerce and in the Arena Football League for Houston in 2001. Also, her grandfather Rudy White played in the NBA for the Houston Rockets and Seattle Supersonics.

#23 - KYLEIGH MCGUIRE

- 2022-23: Appeared in 21 games averaging 4.4 MPG...scored 15 points with four assists, two blocks and a steal...shot 50% from the field
- 2021-22: Played in two games...named to the Conference USA Commissioner's Honor Roll.
- Named the 2020 District 22-6A Defensive Player of the Year, 2019 Offensive Player of the Year and the 2018 Most Improved Player at Atascocita HS
- Born on Nov. 12, 2001...daughter of Elisabeth Rasheed and Rasheed McGuire...one four brothers, Rasheed Jr., Angel, Christopher and Isaiah...also has two sisters, Kemaini and Jordyn...her stepdad ran track at TCU...biology major.

#23 - IDARA UDO

- Joins the UTSA family from Plano East High School...helped lead the Panthers to district championships in her sophomore and junior years...named Second Team All-District as a freshman and earned First Team honors her sophomore, junior, and senior year...named the Defensive Player of the Year as a sophomore and senior
- Daughter of Ituru Inim and Efrung Udo, one brother, Emem Udo and one sister Sema Udu...studying nursing

#23 - NISSA SAM-GRANT

- 2022-23: Did not appear
- Transferred from Panola College...previous played at Arkansas-Pine Bluff for two seasons...with the Golden Lions, Sam-Grant averaged 2.8 points, 4.6 rebounds and 1.6 blocks per game where she led the team in blocks and finished in the top four in the SWAC as a freshman...with the Ponies, the Toronto, Canada, native averaged 4.0 points, 5.0 rebounds and 1.8 blocks per game.
- Born on Nov. 30, 1999...daughter of Nigel Grant and Lisa Sam...three brothers, Tremaine, J'uel, and Kamal, one sister J'nae...majoring in multidisciplinary Studies

#23 - JORDYN JENKINS

- 2022-23: Conference USA Player of the Year...C-USA Newcomer of the Year...First-Team All-Conference...Became the third player in C-USA history to win all three awards and the first in 10 years...First Roadrunner to earn C-USA Player of the Year, also the first UTSA student-athlete to win four C-USA Player of the Week honors in a single season...awarded All-Texas First-Team by Dave Campbell's Texas Basketball...led the league with 659 points averaging 20.6 PPG at a 49.3% clip...659 points scored serves as the UTSA school record...79.0% free throw shooter...7.5 RPG and 1.3 SPG...posted nine double-doubles...career-high 40 points on Feb. 20 against North Texas, cementing a trilling 68-67 overtime victory on 12-for-20 shooting and a 13-for-16 performance at the charity stripe
- Transferred from the University of Southern California where she played for the last two seasons...played in 41 games with 35 starts after missing eight games during her debut season due to injury...scored 478 points, leading USC in scoring in the 2021-22 season with 384...also posted 236 rebounds, 36 steals, 31 blocks and 41 assists...as a sophomore in 2021-22, Jenkins starred for the Trojans, earning All Pac-12 honors and was tabbed Pac-12 Co-Most Improved Player after averaging a team-leading 14.8 points, 6.7 rebounds and 1.5 assists per game
- Kentridge High School graduate where she was a three-time all-state first-team honoree...helped her team to a 2017 state championship title and was a two-time league MVP...averaged 21.9 points and 9.2 rebounds in her junior season
- Born on Jan. 16, 2002...daughter of Alan and Joya Jenkins...sister of Alan Jenkins III and Taylor...studying multidisciplinary studies

SUPERLATIVES

2023-24 DOUBLE-DOUBLE TRACKER

Date / Opp.	Who	Stat
Nov. 18 at UT Arlington	Linton	15 Points / 10 Rebounds

2023-24 DOUBLE-DIGIT POINTS

Date / Opp.	Who	Stat
Nov. 6 at Arizona State	Udo	10 Points
Nov. 6 at Arizona State	Linton	10 Points
Nov. 10 vs NM State	Proctor	19 Points
Nov. 10 vs NM State	White	13 Points
Nov. 15 at TAMUCC	White ²	18 Points
Nov. 15 at TAMUCC	Coleman	14 Points
Nov. 15 at TAMUCC	Love	10 Points
Nov. 18 at UT Arlington	Love ²	26 Points
Nov. 18 at UT Arlington	Linton ²	15 Points
Nov. 20 at Texas Tech	Love ³	18 Points
Nov. 20 at Texas Tech	White ³	13 Points
Nov. 20 at Texas Tech	Proctor ²	10 Points
Nov. 24 at Sam Houston	Coleman ²	17 Points
Nov. 24 at Sam Houston	White ⁴	14 Points
Nov. 24 at Sam Houston	Love ⁴	12 Points
Nov. 30 vs Texas State	Love ⁵	11 Points
Nov. 30 vs Texas State	Coleman ³	11 Points
Nov. 30 vs Texas State	Guttadauro	11 Points
Dec. 3 vs UTEP	Coleman ⁴	23 Points
Dec. 3 vs UTEP	Love ⁶	16 Points
Dec. 3 vs UTEP	White ⁵	12 Points
Dec. 3 vs UTEP	Guttadauro ²	12 Points

2023-24 DOUBLE-DIGIT REBOUNDS

Date / Opp.	Who	Stat
Nov. 10 vs NM State	Udo	11 Rebounds
Nov. 18 at UT Arlington	Linton	10 Rebounds

2023-24 DOUBLE-DIGIT ASSISTS

Date / Opp.	Who	Stat
---	---	---

GAME-BY-GAME STARTERS

NOVEMBER		1	2	3	4	5
6	AT ARIZONA STATE	LOVE	ATWOOD	WHITE	LINTON	COLEMAN
10	NEW MEXICO STATE	LOVE	ATWOOD	WHITE	LINTON	COLEMAN
15	AT TAMUCC	LOVE	PARKER	WHITE	UDO	COLEMAN
18	AT UT ARLINGTON	LOVE	PARKER	WHITE	LINTON	COLEMAN
20	AT TEXAS TECH	LOVE	PARKER	WHITE	LINTON	COLEMAN
25	AT SAM HOUSTON STATE	LOVE	PROCTOR	WHITE	LINTON	COLEMAN
30	TEXAS STATE	LOVE	PROCTOR	WHITE	LINTON	COLEMAN
DECEMBER		1	2	3	4	5
3	UTEP	LOVE	ATWOOD	WHITE	UDO	COLEMAN
14	HOUSTON	---	---	---	---	---
17	AT OREGON	---	---	---	---	---
19	AT SEATTLE	---	---	---	---	---
30	AT TEMPLE *	---	---	---	---	---
JANUARY		1	2	3	4	5
2	AT EAST CAROLINA *	---	---	---	---	---
6	WICHITA STATE *	---	---	---	---	---
10	AT FAU *	---	---	---	---	---
14	CHARLOTTE *	---	---	---	---	---
16	USF *	---	---	---	---	---
21	AT UAB *	---	---	---	---	---
27	AT SMU *	---	---	---	---	---
31	NORTH TEXAS *	---	---	---	---	---
FEBRUARY		1	2	3	4	5
4	TULANE *	---	---	---	---	---
11	UAB *	---	---	---	---	---
14	AT TULSA *	---	---	---	---	---
18	AT NORTH TEXAS *	---	---	---	---	---
22	TEMPLE *	---	---	---	---	---
25	FAU *	---	---	---	---	---
28	AT MEMPHIS *	---	---	---	---	---
MARCH		1	2	3	4	5
2	AT WICHITA STATE *	---	---	---	---	---
BREAKDOWN		1	2	3	4	5
#0 Elyssa Coleman	---	---	---	---	---	8
#1 Hailey Atwood	---	3	---	---	---	---
#2 Alexis Parker	---	3	---	---	---	---
#3 Emma Lucio	---	---	---	---	---	---
#4 Siena Guttadauro	---	---	---	---	---	---
#5 Madison Cockrell	---	---	---	---	---	---
#11 Sidney Love	8	---	---	---	---	---
#12 Aysia Proctor	---	2	---	---	---	---
#13 Sarai Estupiñan	---	---	---	---	---	---
#20 Maya Linton	---	---	---	---	6	---
#21 Cheyenne Rowe	---	---	---	---	---	---
#22 Kyra White	---	---	8	---	---	---
#23 Kyleigh McGuire	---	---	---	---	---	---
#25 Idara Udo	---	---	---	---	2	---
#30 Nissa Sam-Grant	---	---	---	---	---	---
#32 Jordyn Jenkins	---	---	---	---	---	---

THE LAST TIME...

TEAM

PLAYED A RANKED TEAM

vs No. 21 Middle Tennessee (W, 58-53) - 2/4/23

BEAT A RANKED TEAM

vs No. 21 Middle Tennessee (W, 58-53) - 2/4/23

LOST TO A RANKED TEAM AT HOME

at No. 23 Texas A&M (L, 51-77) - 12/20/21

LOST TO A RANKED TEAM ON THE ROAD

at No. 23 Texas A&M (L, 51-77) - 12/20/21

PLAYED AN OVERTIME GAME

vs Texas State (L, 65-57) - 11/30/23

PLAYED A DOUBLE-OVERTIME GAME

vs Nicholls (W, 73-63) - 2/19/11

PLAYED A TRIPLE-OVERTIME GAME

vs FIU (L, 103-107) - 2/6/21

SCORED 100+ POINTS

UTSA: 103, vs FIU - 2/6/21

Opp: 107, vs FIU - 2/6/21

SCORED 90+ POINTS

UTSA: 90 vs UTEP (W, 90-66) - 12/3/23

Opp: 93 at Houston (L, 89-93) - 12/19/22

SCORED LESS THAN 50 POINTS

UTSA: 48, at FIU - 1/21/23

Opp: 37, vs Sul Ross State - 11/25/20

SHOT 50+ PERCENT FROM THE FIELD

UTSA: 58.3% (35-60), vs UTEP (W, 90-66) - 12/3/23

Opp: 56.1% (32-57), at Florida Atlantic - 2/13/21

SHOT LESS THAN 40 PERCENT FROM THE FIELD

UTSA: 34.3% (23-67), vs Texas State - 11/30/23

Opp: 38.1% (24-63), vs UTEP (W, 90-66) - 12/3/23

SHOT LESS THAN 30 PERCENT FROM THE FIELD

UTSA: 28.8% (17-59), at FIU - 1/21/23

Opp: 24.6% (17-69), at Sam Houston - 11/25/23

WON BY 20+ POINTS

UTSA: (24) (90-66), vs UTEP - 12/3/23

Opp: (27) (52-79), at UTEP - 2/11/23

WON BY 35+ POINTS

UTSA: (43) (80-37), vs Sul Ross State - 11/25/20

Opp: (39) (41-80), at Middle Tennessee - 1/5/23

HAD 2+ 20-POINT SCORERS

UTSA: Jordyn Jenkins (25) & Sidney Love (22), at Charlotte - 3/2/23

Opp: Maya Bokunewicz (26) & Ashlee Austin (21), at Rice - 3/5/22

FORCED 30+ TURNOVERS

UTSA: 30, vs Concordia Texas - 11/6/19

Opp: 31, at Texas Tech- 11/20/23

PLAYER

SCORED 40+ POINTS

UTSA: 40, Jordyn Jenkins, at North Texas - 2/20/237

Opp: 43, Keila Shelton, vs Louisiana Tech - 2/7/13

SCORED 30+ POINTS

UTSA: 33, Jordyn Jenkins, vs FIU - 2/25/23

Opp: 31, Acacia Hayes, at Western Kentucky - 1/7/23

RECORDED A TRIPLE-DOUBLE

UTSA: Monica Gibbs (19 pts, 11 reb, 11 ast), at Texas A&M-Corpus Christi

Opp: N/A

ONE PLAYER RECORDED A DOUBLE-DOUBLE

UTSA: Maya Linton (15 points & 10 rebounds), at UT Arlington - 11/18/2023

Opp: Avery Brittingham (13 points & 10 rebounds) at UT Arlington - 11/19/2023

TWO PLAYERS RECORDED A DOUBLE-DOUBLE

UTSA: Yuliyana Valcheva (25 pts & 15 reb) & Kyleigh McGuire (12 pts & 13 reb), vs FIU - 2/6/21

Opp: Janeta Rozentale (17 pts & 10 reb) & Iggy Allen (23 pts & 16 reb), at Florida Atlantic - 2/12/21

RECORDED 20+ REBOUNDS

UTSA: 23, Anika Anderson, vs Sam Houston State - 2/21/09

Opp: 20, Briana Wright, vs FIU - 2/13/16

RECORDED 15+ REBOUNDS

UTSA: 15, Yuliyana Valcheva, vs FIU - 2/6/21

Opp: 16, Zakyia Weathersby, UAB - 1/1/22

TWO OR MORE PLAYERS RECORDED DOUBLE-DIGIT REBOUNDS

UTSA: Jordyn Jenkins (16) & Kyra White (13), vs No. 21 Middle Tennessee - 2/4/23

Opp: Iggy Allen (10) & Brianna Jackson (12), Old Dominion - 1/13/21

RECORDED 20+ POINTS & 20+ REBOUNDS

UTSA: Ashleigh Franklin (22 pts, 22 reb), at Sam Houston State - 2/20/10

Opp: Jessica Kuster (21 pts, 21 reb), vs Rice - 12/20/11

RECORDED 10+ ASSISTS

UTSA: 10, Karrington Donald, vs Rice - 1/2/21

Opp: 11, Courtney Blakely, at Middle Tennessee - 1/5/23

MADE 8+ 3-POINTERS

UTSA: 8, Terrie Davis, vs Lamar - 1/12/08

Opp: N/A

MADE 7+ 3-POINTERS

UTSA: 7, Ashley Spatletta, vs UT Arlington - 2/9/13

Opp: 7, Katelyn Crosthwait, at Rice - 1/16/23

MADE 6+ 3-POINTERS

UTSA: 6, Carlie Heineman, vs Old Dominion - 1/13/18

Opp: 6, Courtney Whitson, Middle Tennessee - 12/30/21

MADE 15+ FREE THROWS

UTSA: 15, Mikayla Woods, vs Sam Houston State - 12/8/19

Opp: 18, Jennie Simms, at Old Dominion - 2/27/16

MADE 10+ FREE THROWS

UTSA: 10, Jordyn Jenkins, vs Rice - 3/9/23

Opp: 11, Destiny Thurman, at UTEP - 1/23/22

RECORDED 5+ BLOCKS

UTSA: 6, Elyssa Coleman, at FIU - 1/21/23

Opp: 5, Tommissha Lampkin, North Texas - 2/5/22

RECORDED 5+ STEALS

UTSA: 5, Kyra White, vs Rice - 3/9/23

Opp: 5, Maria Torres, at FIU - 1/27/22

PLAYED EVERY MINUTE (REGULATIONS)

UTSA: Karrington Donald, at Southern Miss - 1/23/21

Opp: Jamaría Williams, at Florida Atlantic - 2/9/19

TWO PLAYERS PLAYED EVERY MINUTE (REGULATION)

UTSA: Chrystal Chidomere & Loryn Goodwin, vs Rice - 2/16/16

Opp: Courtney Blakely & Jalynn Gregory, at Middle Tennessee - 1/5/23

PLAYED EVERY MINUTE (+OT)

UTSA: Monica Gibbs, vs Baylor - 3/22/09

Opp: Destinee Rogers, at Central Arkansas - 2/11/09

PLAYED EVERY MINUTE (+2OT)

UTSA: Ashleigh Franklin, vs Nicholls - 2/19/11

Opp: Richshanda Bickham & KK Babin, vs Nicholls - 2/19/11

FOULED OUT

UTSA: Aysia Proctor, vs Texas State - 11/30/23

Opp: Tiffany Tullis, vs Texas State - 11/30/23

TWO OR MORE PLAYERS FOULED OUT

UTSA: Sidney Love & Idara Udo, at Texas Tech- 11/20/23

Opp: Tommisha Lampkin & Aniyah Johnson, at North Texas - 1/26/23

5 OR MORE PLAYERS SCORED IN DOUBLE DIGITS

UTSA: Jordyn Jenkins (14), Elyssa Coleman (13), Hailey Atwood (12), Kyra White (11), Deborah Nwakamma (11), vs WKU - 2/2/23

Opp: Eric Wilson (22), Sabine Lipe (13), Elina Arike (12), Avery Crouse (11), Jazion Jackson (10), at UTEP - 2/11/23

NO ONE SCORED IN DOUBLE DIGITS

UTSA: at Florida Atlantic - 1/29/22

Opp: vs Texas A&M-Kingsville - 11/16/16

INTRODUCING HEAD COACH KAREN ASTON



Head Coach

Karen Aston
Third Season
310-191 (25-45 UTSA)

X @CoachKarena

Karen Aston, former head coach at Texas, North Texas and Charlotte, was named the 10th head coach in program history on March 29, 2021.

Throughout her first two seasons at UTSA, Aston has compiled a 20-42 record, going 7-23 (3-14, C-USA) in her inaugural year before collecting a 58-57 overtime win over UTEP at the league's postseason tournament.

She then led the 'Runners to a 13-19 (9-1, C-USA) campaign in the 2022-23. Her squad opened up the C-USA tournament with a thrilling 69-68 win over No. 11 seed Florida Atlantic, before besting No. 3 seed Rice 62-54 to advance to the leagues semifinals where they fell to No. 2 seed Western Kentucky.

Jordyn Jenkins had a fantastic season under Aston's tutelage, taking home 2022-23 C-USA Player of the Year, Newcomer of the Year, and First-Team All-C-USA.

Aston has been consistently recognized as one of the top coaches in the nation. She was one of four finalists for the Naismith Women's College Coach of the Year award in 2017 and was one of 10 semifinalists for the honor in 2018. Aston also earned Big 12 Coach of the Year accolades in 2017.

Aston has a career record of 305-188 [.618] which includes head coaching positions at Charlotte, North Texas and Texas. In her 13 seasons as a head coach, Aston's teams have averaged 22 wins per year and have made a combined 10 postseason appearances.

At the University of Texas, Aston led the Longhorns to a 184-83 [.689] record in eight seasons. In her final seven seasons combined at Texas, Aston's teams averaged 24.6 wins per year, making six NCAA Tournament appearances. From 2015-18, her squads made four consecutive NCAA Sweet 16 showings, marking the first time that had been accomplished at Texas since 1990. Aston also directed the 2015-16 Longhorns to the program's first NCAA Elite Eight appearance since 2003.

Aston, who also spent eight years as an assistant and associate head coach at Texas for Naismith Hall of Fame head coach Jody Conradt, stands as Texas' second-winningest coach all-time behind Conradt's 783 victories.

Three of Aston's Texas players [Nneka Enemkpali, Imani McGee-Stafford and Ariel Atkins] were drafted by WNBA teams with McGee-Stafford [10th] and Atkins [7th] being selected as first-round picks. As a starter, Atkins helped lead the Washington Mystics to the 2019 WNBA Championship and has earned WNBA All-Defensive Team honors in each of her two seasons.

Defense has been a staple of Aston's teams her entire coaching career. Each of her eight teams at Texas ranked in the top-25 nationally in rebounding margin, including three years in the top-five. Her 2017-18 and 2018-19 teams ranked third in the NCAA in rebounding margin. Four of the top-eight single-season team rebounding averages in Texas history came during Aston's tenure, as did five of the top-nine best seasons in field-goal percentage defense.

Aston's prowess as one of the nation's best recruiters is also well known. Five of the classes she recruited to Texas were ranked among the top-11 in the nation according to ESPN.com, including three top-five classes. Recruits Charli Collier and Joyner Holmes were both No. 2 prospects according to ESPN and were listed as the nation's top recruits by some services. Aston brought 14 McDonalds All-Americans to Texas during her eight seasons.

In a season shortened due to COVID-19, the 2019-20 Longhorns posted a 19-11 overall record and finished third in the Big 12 Conference. A season that began with off-season injuries to a number of key contributors featured some impressive accomplishments. Texas defeated three Associated Press Top-25 teams, including knocking off No. 1 Stanford, which marked the program's first win against an AP No. 1 squad since 2004. The Longhorns also won at No. 17 and previously undefeated Tennessee, and earned a road victory against No. 25 TCU. Texas led the nation in double-doubles during the 2019-20 campaign with 31.

Aston mentored Collier, a sophomore center, to First-Team All-Big 12 Conference honors, as she was one of only six players in the league to average a double-double. Collier became the first player in program history to average more than seven defensive rebounds per game in a single season. Freshman guard Celeste Taylor was a Big 12 All-Freshman Team selection and earned three Big 12 Freshman of the Week accolades.

In 2018-19, Aston led Texas to a 23-10 overall record and a third-place showing in the Big 12 Conference with a 12-6 overall mark. The Longhorns advanced to the semifinals of the Big 12 Conference Tournament for the sixth consecutive year. It marked the sixth year in a row that the Longhorns had won 20 or more games.

Under Aston's tutelage, junior point guard Sug Sutton earned First-Team All-Big 12 Conference honors in 2018-19 and was named to the Big 12 All-Tournament Team. She led the Longhorns in scoring [12.7 points per game], assists per game [5.4] and steals per game [1.3]. Sutton scored in double figures 23 times, including four 20-point performances, and her 178 assists on the year marked the seventh-most in a single-season in school history. She was the conference's best all-around point guard as a junior.

In 2017-18, Aston led the Longhorns to a 28-7 overall record and a second-place finish in the Big 12 Conference with a 15-3 overall mark. Texas advanced to the championship game of the Big 12 Conference Tournament for the third time in four years. It marked the fourth year in a row that the Longhorns had won 24 or more games.

For the third time in four seasons, Aston had one of her players selected in the WNBA Draft in 2018. Atkins was chosen with the No. 7 pick by the Washington Mystics, making her the third-highest draft pick in Texas history.

INTRODUCING HEAD COACH KAREN ASTON

The Aston File

HEAD COACHING EXPERIENCE

2021- Present: Head Coach, UTSA
2012-2020: Head Coach, Texas
2011-12: Head Coach, North Texas
2007-11: Head Coach, Charlotte
2006-07: Associate Head Coach, Baylor
2000-06: Associate Head Coach, Texas
1998-00: Assistant Coach, Texas
1996-98: Assistant Coach, North Texas
1994-96: Assistant Coach, Baylor
1993-94: Head Coach, Fort Smith Northside (HS)
1988-93: Head Coach, Vilonia High School

COLLEGIATE HEAD COACHING RECORD

Overall: 309-191 (.618)
UTSA: 24-45 (.348)

Under Aston's direction, Atkins and fellow senior Brooke McCarty concluded their decorated Texas careers in 2017-18. It marked the end of an impressive four-year span that saw the Longhorns post a 108-32 [.771] overall record, four NCAA Tournament appearances, four NCAA Sweet 16 appearances, one NCAA Elite Eight appearance and three Big 12 Conference second-place finishes. Aston was a semifinalist for the Naismith Coach of the Year award.

Aston was named the Big 12 Conference Coach of the Year in 2016-17, as the Longhorns swept the league's annual honors. McCarty was named the Big 12 Player of the Year, Brianna Taylor was selected as the Big 12 Defensive Player of the Year and Holmes earned Big 12 Freshman of the Year accolades. Aston was one of four finalists nationally for the Naismith Coach of the Year honor.

The Longhorns recorded a 25-9 overall record during the 2016-17 campaign. Texas strung together a 19-game winning streak during the course of the season, which ranks tied for the 10th-longest spree in program history. With a rigorous slate that featured 14 top-25 opponents, the Longhorns recorded seven victories against ranked foes. Texas won 14 consecutive games to start Big 12 Conference play, which marked the best start to the Big 12 schedule in school history. The Longhorns charted a 15-3 record in Big 12 play to finish second in the conference for the second consecutive year.

In 2015-16, Aston led Texas to an historic season. The Longhorns posted a 31-5 overall record, which marked the school's most victories since the 1987-88 season, and tied the school record for most Big 12 Conference wins [15] in a single season. Texas hosted the NCAA First and Second Rounds for the first time since 2010 and advanced to the NCAA Elite Eight for the first time since 2003. The Longhorns opened the year with a 16-0 record, marking the third-best start in program history.

McGee-Stafford, a senior center, was named an honorable mention All-America selection from both the Associated Press and the Women's Basketball Coaches Association in 2015-16, and became the first player in program history to reach the combined milestone of 1,000 career points, 1,000 career rebounds and 200 career blocks. McGee-Stafford

was the fourth player in school history to be drafted in the first round of the WNBA Draft, going to the Chicago Sky with the 10th overall pick.

The 2014-15 Longhorns began the season on a 13-game winning streak and capped the year with a run to the NCAA Sweet 16. Texas finished with a 24-11 overall record and advanced to the championship game of the Big 12 Tournament for the first time since 2004. The Longhorns won nine of their last 12 games and posted what were then their most wins in more than a decade. Enemkpali was selected by the Seattle Storm in the third round of the 2015 WNBA Draft.

In 2013-14, Texas began a steady incline that included five wins against ranked opponents, a third-place finish in the Big 12 standings, a 10-win improvement from the previous season, and winning a game in the NCAA Tournament for the first time since 2008. UT's tie for third place in the Big 12 was its highest league finish since 2005.

Aston returned to the Forty Acres in 2012 after five years of experience reviving the women's basketball programs at the University of North Carolina at Charlotte and the University of North Texas.

Aston tripled the Mean Green's victory total in one season, as UNT went 15-16 during the 2011-12 season under her direction after winning just five games the previous year. At Charlotte, Aston led the program to record-breaking heights, with 86 victories in four seasons, including a school-record 27 wins in 2010-11.

Aston led the 49ers to four consecutive postseason appearances and the 2009 Atlantic 10 Tournament Championship en route to the school's second ever NCAA Tournament appearance. In her final season at Charlotte, Aston's squad advanced to the WNIT Final Four.

While on Conradt's Texas staff from 1998-2006, Aston helped the Longhorns post a 173-83 [.676] record during that span, with seven NCAA Tournament appearances, two trips to the Sweet 16 and a march to the 2003 Final Four. The Longhorns also captured the 2003 Big 12 regular-season and tournament titles, and UT shared the 2004 Big 12 regular-season title. Aston was promoted from assistant coach to associate head coach in July of 2000 after serving as an assistant coach for two seasons.

During her time as an assistant on the Forty Acres, Aston spearheaded the signing of 25 nationally-recognized recruits, including seven McDonald's High School All-Americans and seven WBCA/Nike All-Americans. Two of those high school All-Americans - Tiffany Jackson and Erika Arriaran - were named National High School Players of the Year. All eight of the recruiting classes Aston attracted were nationally ranked, including the No. 1 class in the nation in 2005-06.

Aston first came to Austin in 1998 from the University of North Texas, where she served as an assistant coach for two seasons [1996-98]. Prior to joining the North Texas staff, Aston was an assistant coach at Baylor for two seasons [1994-96].

Following Aston's initial stint on the Forty Acres, she was named associate head coach at Baylor during the 2006-07 season. With Aston on board, the Lady Bears won 26 games and reached the second round of the NCAA Tournament.

INTRODUCING HEAD COACH KAREN ASTON

Before entering the collegiate coaching ranks, Aston was recognized as one of the top high school coaches in the nation. She coached five years at Vilonia High School [1988-93] in Vilonia, Ark., and one year at Fort Smith Northside [1993-94] in Fort Smith, Ark. She guided Fort Smith Northside to a 24-10 record and a fifth-place finish in Class 4A. For her efforts, she was named the Arkansas Northwest Region Coach of the Year.

While at Vilonia, Aston was not only the head basketball coach but also the head cross country and track coach. In 1992-93, she was named the Arkansas Basketball Coach of the Year after leading Vilonia to a 36-1 record and a Class 2A State Championship. Aston's cross country teams also claimed back-to-back state titles in 1991 and 1992.

A native of Benton, Ark., Aston was a two-time first-team all-state selection at Bryant High School. She capped her high school career by leading Bryant to the 1982 Arkansas Class 4A State Championship. Aston earned a bachelor of arts degree in physical education from Little Rock in 1987. She played two seasons of basketball at UALR after transferring from Ouachita Baptist.


In 2019, Aston was inducted into the Trojan Athletics Hall of Fame at the University of Arkansas at Little Rock and the Bryant [Ark.] High School Athletic Hall of Honor.



Aston alongside 2022-23 C--USA Player of the Year Jordyn Jenkins



2023-24 UTSA WOMEN'S BASKETBALL ROSTER



0

ELYSSA COLEMAN
R • JR • F • 6-3
HOUSTON, TEXAS



1

HAILEY ATWOOD
GS • G • 5-8
AUSTIN, TEXAS




2

ALEXIS PARKER
SO • G • 5-9
SAN ANTONIO, TEXAS



3

EMMA LUCIO
FR • G • 5-9
EDINBURG, TEXAS



4

SIENA GUTTADAURO
SO • G • 5-6
SAN JOSE, CALIFORNIA



5

MADISON COCKRELL
SO • G • 5-4
DALLAS, TEXAS



11

SIDNEY LOVE
SO • G • 5-8
CIBOLO, TEXAS



12

AYSIA PROCTOR
FR • G • 5-8
SCHERTZ, TEXAS




13

SARAI ESTUPIÑAN
JR • G • 5-5
CEDAR PARK, TEXAS



20

MAYA LINTON
SO • F • 5-11
DUNCANVILLE, TEXAS



21

CHEYENNE ROWE
SO • F • 6-2
AJAX, ONTARIO, CANADA



22

KYRA WHITE
SR • G • 5-9
SAN ANTONIO, TEXAS




23

KYLEIGH MCGUIRE
SR • F • 5-11
HOUSTON, TEXAS



25

IDARA UDO
FR • F • 6-1
PLANO, TEXAS



30

NISSA SAM-GRANT
SR • C • 6-4
TORONTO, ONTARIO, CANADA



32

JORDYN JENKINS
SR • F • 6-0
KENT, WASHINGTON



HC

KAREN ASTON



AC

JAMIE CAREY



AC

EMPRESS DAVENPORT



AC

CAMERON MILES

ROSTER ANALYSIS

NUMERICAL ROSTER

#	NAME	POS	HT	YR.	EXP	HOMETOWN / PREVIOUS SCHOOL
0	Elyssa Coleman	F	6-3	R-Jr.	2L	Houston, Texas/Atascocita HS/Texas
1	Hailey Atwood	G	5-8	GS.	2L	Austin, Texas/Bowie HS/Blinn CC
2	Alexis Parker	G	5-9	So.	1L	San Antonio, Texas/Brandeis HS
3	Emma Lucio	G	5-9	Fr.	HS	Edinburg, Texas / Robert Vela HS
4	Siena Guttadauro	G	5-6	So.	2L	San Jose, Calif./Archbishop Mitty HS
5	Madison Cockrell	G	5-4	So.	1L	Dallas, Texas/Bishop Lynch HS
11	Sidney Love	G	5-8	So.	1L	Cibolo, Texas/Steele HS
12	Aysia Proctor	G	5-8	Fr.	HS	Schertz, Texas / Samuel Clemens HS
13	Sarai Estupiñan	G	5-5	Jr.	TR	Cedar Park, Texas / St. Mary's (TX) / Tallahassee CC
20	Maya Linton	F	6-0	So.	1L	Duncanville, Texas/Duncanville HS
21	Cheyenne Rowe	F	6-2	So.	TR	Ajax, Ontatio / Bill Crothers Secondary School / JMU
22	Kyra White	G	5-9	Sr.	1L	Converse, Texas/Judson HS/Southern California
23	Kyleigh McGuire	F	5-10	Sr.	3L	Houston, Texas/Atascocita HS
25	Idara Udo	F	6-1	Fr.	HS	Plano, Texas / Plano East HS
30	Nissa Sam-Grant	C	6-4	Sr.	1L	Marietta, Ga./Wheeler HS/Panola CC
32	Jordyn Jenkins	F	6-0	Sr.	1L	Kent, Wash./Kentridge HS/Southern California

ALPHABETICAL ROSTER

#	NAME	POS	HT	YR.	EXP	HOMETOWN / PREVIOUS SCHOOL
1	Hailey Atwood	G	5-8	GS.	2L	Austin, Texas/Bowie HS/Blinn CC
5	Madison Cockrell	G	5-4	So.	1L	Dallas, Texas/Bishop Lynch HS
0	Elyssa Coleman	F	6-3	R-Jr.	2L	Houston, Texas/Atascocita HS/Texas
13	Sarai Estupiñan	G	5-5	Jr.	TR	Cedar Park, Texas / St. Mary's (TX) / Tallahassee CC
4	Siena Guttadauro	G	5-6	So.	2L	San Jose, Calif./Archbishop Mitty HS
32	Jordyn Jenkins	F	6-0	Sr.	1L	Kent, Wash./Kentridge HS/Southern California
20	Maya Linton	F	6-0	So.	1L	Duncanville, Texas/Duncanville HS
11	Sidney Love	G	5-8	So.	1L	Cibolo, Texas/Steele HS
3	Emma Lucio	G	5-9	Fr.	HS	Edinburg, Texas / Robert Vela HS
23	Kyleigh McGuire	F	5-10	Sr.	3L	Houston, Texas/Atascocita HS
2	Alexis Parker	G	5-9	So.	1L	San Antonio, Texas/Brandeis HS
12	Aysia Proctor	G	5-8	Fr.	HS	Schertz, Texas / Samuel Clemens HS
21	Cheyenne Rowe	F	6-2	So.	TR	Ajax, Ontatio / Bill Crothers Secondary School / JMU
30	Nissa Sam-Grant	C	6-4	Sr.	1L	Marietta, Ga./Wheeler HS/Panola CC
25	Idara Udo	F	6-1	Fr.	HS	Plano, Texas / Plano East HS
22	Kyra White	G	5-9	Sr.	1L	Converse, Texas/Judson HS/Southern California

ROSTER BREAKDOWN

BY CLASS	BY POSITION	BY STATE
Graduate Student (1) Atwood	Guard (9) Atwood, Parker, Guttadauro, Cockrell, Love, White, Lucio, Proctor, Estupiñan	Texas (12) Atwood, Estupiñan, Love, White, Cockrell, Linton, Lucio, McGuire, Coleman, Udo, Parker, Proctor
Senior (4) Jenkins, McGuire, Sam-Grant, White	Forward (6) Coleman, Jenkins, Udo, Rowe, Linton, McGuire	Ontario, Canada (2) Rowe, Sam-Grant
Junior (2) Coleman, Estupiñan	Center (1) Sam-Grant	California (1) Guttadauro
Sophomore (6) Love, Parker, Guttadauro, Cockrell, Linton, Rowe		Washington (1) Jenkins
Freshman (3) Lucio, Proctor, Udo		

PRONUNCIATION GUIDE

FIRST	LAST
0 Elyssa Coleman	alyssa
4 Siena Guttadauro	Goo-tuh-DAR (like far)-roh
12 Aysia Proctor	Asia
13 Sarai Estupiñan	eh-stew-pin-yawn
22 Kyra White	KEER-uh
30 Nissa Sam-Grant	NEE-suh

Visit gouts.com/wbbnames to listen to audio pronunciations

- Head Coach: Karen Aston (Third season • Little Rock, 1987)
- Associate Head Coach: Jamie Carey (Third season • Texas, 2004)
- Assistant Coach: Empress Davenport (Third season • Texas, 2016)
- Assistant Coach: Cameron Miles (Third season • San Diego, 2013)
- Director of Operations: Chantel Govan (First season • UTSA, 2022)
- Athletic Trainer: Tam-Anh Nguyen (First season • Texas, 2019)
- Director of Basketball Performance: Carl Austin III (Third season • UTSA, 2018)
- Player Development Coordinator: Sophia Ramos (First season • San Diego State, 2022)
- Graduate Assistant: Angel Almaguer (First Season • UTSA 2022)

2023-24 COMBINED STATS

Game Records

Record	Overall	Home	Away	Neutral
ALL GAMES	5-3	2-1	3-2	0-0
CONFERENCE	0-0	0-0	0-0	0-0
NON-CONFERENCE	5-3	2-1	3-2	0-0

Score by Periods

Team	1st	2nd	3rd	4th	OT	TOT
UTSA	116	104	129	150	18	517
Opponents	132	135	102	112	19	500

Team Box Score

No.	Player	Overall			Total		3-Point		F-Throw		Rebounds				Other				PTS	AVG		
		GP-GS	MIN	AVG	FG-FGA	FG%	3FG-3FGA	3FG%	FT-FTA	FT%	OFF	DEF	TOT	AVG	PF	DQ	A	TO			BLK	STL
11	LOVE, Sidney	8-8	254:15	31.8	35-77	.455	5-20	.250	32-37	.865	4	24	28	3.5	20	1	23	24	2	12	107	13.4
22	WHITE, Kyra	8-8	281:23	35.2	30-91	.330	10-32	.313	20-30	.667	6	33	39	4.9	15	0	34	26	10	8	90	11.3
0	COLEMAN, Elyssa	8-8	209:32	26.2	38-81	.469	1-3	.333	5-11	.455	15	37	52	6.5	26	3	2	21	17	4	82	10.3
12	PROCTOR, Aysia	8-2	167:11	20.9	25-50	.500	2-12	.167	2-4	.500	11	32	43	5.4	15	1	7	20	3	3	54	6.8
20	LINTON, Maya	7-6	142:29	20.4	13-34	.382	0-3	.000	14-23	.609	19	23	42	6.0	26	3	3	8	0	10	40	5.7
25	UDO, Idara	8-2	146:47	18.3	16-38	.421	0-0	.000	11-23	.478	21	29	50	6.3	22	2	3	12	12	4	43	5.4
4	GUTTADAURO, Siena	7-0	86:50	12.4	12-29	.414	10-26	.385	1-2	.500	2	4	6	0.9	4	0	5	8	0	0	35	5.0
21	ROWE, Cheyenne	8-0	89:19	11.2	9-19	.474	0-0	.000	7-13	.538	16	15	31	3.9	8	0	4	3	2	1	25	3.1
23	MCGUIRE, Kyleigh	2-0	15:03	7.5	2-2	1.000	0-0	.000	2-2	1.000	1	4	5	2.5	2	0	2	2	0	0	6	3.0
5	COCKRELL, Madison	6-0	30:54	5.1	4-10	.400	2-3	.667	1-1	1.000	2	5	7	1.2	3	0	2	5	0	3	11	1.8
3	LUCIO, Emma	2-0	17:04	8.5	1-3	.333	1-2	.500	0-0	.000	0	2	2	1.0	1	0	0	2	0	0	3	1.5
2	PARKER, Alexis	8-3	96:38	12.1	4-20	.200	0-7	.000	3-12	.250	5	6	11	1.4	7	0	5	11	1	4	11	1.4
30	SAM-GRANT, Nissa	5-0	25:08	5.0	3-4	.750	0-0	.000	0-0	.000	0	4	4	0.8	3	0	1	1	5	0	6	1.2
1	ATWOOD, Hailey	8-3	87:26	10.9	1-8	.125	0-1	.000	2-2	1.000	3	8	11	1.4	13	0	5	11	1	0	4	0.5
Team											12	24	36					6				
Total		8	1650		193-466	.414	31-109	.284	100-160	.625	117	250	367	45.9	165	10	96	160	53	49	517	64.6
Opponents		8	1650		171-488	.350	44-160	.275	114-184	.620	98	173	271	33.9	154	4	94	105	18	77	500	62.5

Team Statistics

	UTSA	OPP
Scoring	517	500
Points per game	64.6	62.5
Scoring margin	+2.1	-
Field goals-att	193-466	171-488
Field goal pct	.414	.350
3 point fg-att	31-109	44-160
3-point FG pct	.284	.275
3-pt FG made per game	3.9	5.5
Free throws-att	100-160	114-184
Free throw pct	.625	.620
F-Throws made per game	12.5	14.3
Rebounds	367	271
Rebounds per game	45.9	33.9
Rebounding margin	+12.0	-
Assists	96	94
Assists per game	12.0	11.8
Turnovers	160	105
Turnovers per game	20.0	13.1
Turnover margin	-6.9	-
Assist/turnover ratio	0.6	0.9
Steals	49	77
Steals per game	6.1	9.6
Blocks	53	18
Blocks per game	6.6	2.3
Winning streak	1	-
Home win streak	1	-
Attendance	3173	6822
Home games-Avg/Game	3-1058	5-1364
Neutral site-Avg/Game	-	0-0

Team Results

Date	Opponent	Score	Att.
11/06/2023	at Arizona St.	L 55-70	821
11/10/2023	New Mexico St.	W 58-55	712
11/15/2023	at A&M-Corpus Christi	Wot 66-59	779
11/18/2023	at UT Arlington	W 70-66	832
11/20/2023	at Texas Tech	L 58-63	4155
11/25/2023	at Sam Houston	W 63-56	235
11/30/2023	Texas St.	Lot 57-65	1535
12/03/2023	UTEP	W 90-66	926

2023-24 NCAA RANKING SUMMARY

Statistic	National Rank	Conference Rank	Value	National Leader	Value	Conference Leader	Value
Assist/Turnover Ratio (348 ranked)	285	13	0.60	Colorado St.	2.16	SMU	1.06
Assists Per Game (348 ranked)	230	10	12.0	Utah	25.0	SMU	15.5
Bench Points Per Game (348 ranked)	141	10	21.1	Murray St.	45.4	South Fla.	30.0
Blocks Per Game (348 ranked)	7	1	6.6	South Carolina	9.6	UTSA	6.6
Field Goal Percentage (348 ranked)	153	5	41.4	Utah	53.9	North Texas	46.6
Field Goal Percentage Defense (348 ranked)	38	3	35.0	South Carolina	30.0	Charlotte	34.6
Fouls Per Game (348 ranked)	322	13	20.6	Dartmouth	9.8	UAB	14.1
Free Throw Attempts Per Game (348 ranked)	66	6	20.00	North Texas	30.20	North Texas	30.20
Free Throw Percentage (348 ranked)	318	14	62.5	Wyoming	84.5	UAB	81.6
Free Throws Made Per Game (348 ranked)	138	10	12.50	LSU	22.00	North Texas	20.20
Rebound Margin (347 ranked)	18	1	12.0	UCLA	22.8	UTSA	12.0
Rebounds (Defensive) Per Game (348 ranked)	16	1	31.2	South Carolina	36.0	UTSA	31.2
Rebounds (Offensive) Per Game (348 ranked)	53	4	14.6	Houston	20.6	Temple	16.8
Rebounds Per Game (348 ranked)	14	1	45.88	Ga. Southern	51.78	UTSA	45.88
Scoring Defense (348 ranked)	150	7	62.5	Old Dominion	46.1	East Carolina	54.6
Scoring Margin (348 ranked)	187	11	2.1	South Carolina	39.6	North Texas	19.9
Scoring Offense (348 ranked)	202	11	64.6	Murray St.	94.4	North Texas	78.5
Steals Per Game (348 ranked)	297	12	6.1	Houston	16.0	East Carolina	14.4
Three Point Attempts Per Game (348 ranked)	329	14	13.6	Marshall	31.2	Tulsa	27.0
Three Point Percentage (348 ranked)	230	11	28.4	Utah	42.3	SMU	39.1
Three Point Percentage Defense (348 ranked)	85	5	27.5	Old Dominion	18.6	Charlotte	23.0
Three Pointers Per Game (347 ranked)	321	13	3.9	Utah	13.0	Tulsa	8.4
Turnover Margin (348 ranked)	344	14	-6.88	Texas	12.50	East Carolina	11.25
Turnovers Forced Per Game (348 ranked)	327	13	13.12	East Carolina	28.38	East Carolina	28.38
Turnovers Per Game (348 ranked)	316	14	20.0	Colorado St.	7.6	Temple	13.6
Winning Percentage (341 ranked)	124	5	62.5	18 teams tied	100.0	North Texas	90.0

Statistic	Player	National Rank	Conference Rank	Value	National Leader	Value	Conference Leader	Value
Assist/Turnover Ratio (249 ranked)	Kyra White	218	8	1.31	Rori Harmon, Texas	7.40	Aleah Nelson, Temple	2.37
Assists (143 ranked)					Caitlin Clark, Iowa	81	Denim DeShields, UAB	54
Assists Per Game (250 ranked)	Kyra White	105	3	4.2	McKenna Hofschild, Colorado St.	8.8	Denim DeShields, UAB	6.0
Blocks (132 ranked)	Elyssa Coleman	35	1	17	Lucy Cochrane, Portland	48	Elyssa Coleman, UTSA	17
Blocks Per Game (250 ranked)	Elyssa Coleman	23	1	2.12	Lucy Cochrane, Portland	4.36	Elyssa Coleman, UTSA	2.12
	Idara Udo	79	4	1.50				
	Kyra White	138	8	1.25				
Double Doubles (28 ranked)					Lauren Gustin, BYU	8	DesiRay Kernal, North Texas	5
					Phillipina Kyei, Oregon	8		
Field Goal Attempts (146 ranked)					Caitlin Clark, Iowa	237	Temira Poindexter, Tulsa	185
Field Goal Percentage (250 ranked)					Lauren Betts, UCLA	77.4	Tommisha Lampkin, North Texas	60.0
Field Goals (150 ranked)					Caitlin Clark, Iowa	111	Temira Poindexter, Tulsa	81
Free Throw Attempts (140 ranked)					DesiRay Kernal, North Texas	79	DesiRay Kernal, North Texas	79
Free Throw Percentage (250 ranked)	Sidney Love	67	2	86.5	Hannah McKay, Murray St.	100.0	Dazia Lawrence, Charlotte	87.9
Free Throws (132 ranked)	Sidney Love	132	9	32	DesiRay Kernal, North Texas	64	DesiRay Kernal, North Texas	64
Minutes Per Game (150 ranked)	Kyra White	44	1	35.17	Megan McConnell, Duquesne	41.00	Kyra White, UTSA	35.17
Points (188 ranked)					Caitlin Clark, Iowa	324	Temira Poindexter, Tulsa	221
Points Per Game (247 ranked)					Caitlin Clark, Iowa	29.5	Temira Poindexter, Tulsa	22.1
Rebounds (145 ranked)					Lauren Gustin, BYU	155	DesiRay Kernal, North Texas	93
Rebounds (Defensive) Per Game (29 ranked)					Lauren Gustin, BYU	11.3		
Rebounds (Offensive) Per Game (30 ranked)					Christina Dalce, Villanova	6.5	Amiya Joyner, East Carolina	4.2
Rebounds Per Game (249 ranked)					Lauren Gustin, BYU	15.5	Mia Moore, UAB	9.7
Steals (135 ranked)					Hannah Hidalgo, Notre Dame	48	Danae McNeal, East Carolina	35
Steals Per Game (241 ranked)					Hannah Hidalgo, Notre Dame	6.00	Danae McNeal, East Carolina	4.38
Three Point Attempts (140 ranked)					Caitlin Clark, Iowa	125	Madison Griggs, Memphis	87
Three Point Percentage (194 ranked)					Bailey Tabeling, Ohio	60.9	Tracey Bershers, UAB	45.1
Three Pointers (124 ranked)					Madison Conner, TCU	52	Madison Griggs, Memphis	33
Three Pointers Per Game (244 ranked)					Madison Conner, TCU	5.20	Madison Griggs, Memphis	3.30
Triple Doubles (3 ranked)					Zaay Green, Ark.-Pine Bluff	2		
					Bella Earle, Abilene Christian	2		

2023-24 ROADRUNNER TRACKER

CAREER TRACKER

UTSA RECORDS

1500 POINTS		100 STEALS		POINTS		CAREER POINTS		SEASON	
Jordyn Jenkins*	1,137 (659 at UTSA)	Kyra White*	91 (42 at UTSA)	1. Starlite Williams, 1983-87	1,607	1. Jordyn Jenkins 2022-23	659		
		Jordyn Jenkins*	77 (41 at UTSA)	2. Angel Singleton, 1994-98	1,565	2. Tammy Rogers, 1990-91	583		
1000 POINTS		50 STEALS		3. Margaret Martinovich, 1981-85	1,480	3. Starlite Williams, 1986-87	538		
Hailey Atwood*	975 (223 at UTSA)	Sidney Love	49	4. Monica Gibbs, 2005-09	1,460	4. Loryn Goodwin, 2016-17	525		
Elyssa Coleman	619	Elyssa Coleman	33	5. Tisha Boldt, 1986-91	1,379	5. Monica Gibbs, 2008-09	514		
500 POINTS		Hailey Atwood*	90 (27 at UTSA)	6. Kamra King, 2011-15	1,367	6. Starlite Williams, 1984-85	493		
Kyra White*	477 (339 at UTSA)	Nissa Sam-Grant*	25 (0 at UTSA)	7. Tammy Rogers, 1987-91	1,343	7. Vivian Ewalefo, 2006-07	480		
Sidney Love	398	Maya Linton	23	8. Michelle Martin, 1989-93	1,192	8. Margaret Martinovich, 1982-83	469		
Sarai Estupiñan*	396 (0 at UTSA)	Alexis Parker	15	9. Sharon Wilson, 1985-89	1,173	9. Valerie Wells, 1983-84	452		
Nissa Sam-Grant*	258 (6 at UTSA)	Madison Cockrell	13	10. Tesha Smith, 2013-17	1,169	10. Margaret Martinovich, 1984-85	451		
Siena Guttadauro	106	Sarai Estupiñan*	44 (0 at UTSA)	REBOUNDS		CAREER REBOUNDS		SEASON	
Maya Linton	106	Siena Guttadauro		1. Monica Gibbs, 2005-09	990	1. Onika Anderson, 2008-09	351		
100 POINTS		Kyleigh McGuire		2. Tesha Smith, 2013-17	800	2. Monica Gibbs, 2008-09	309		
Kyleigh McGuire	72	Idara Udo		3. Margaret Martinovich, 1981-85	778	3. Ryba Pawlaczyk, 2008-09	297		
Madison Cockrell	66	Aysia Proctor	3	4. Angel Singleton, 1993-98	730	4. Marie Benson, 2018-19	289		
Cheyenne Rowe*	63 (35 at UTSA)	Cheyenne Rowe*	3 (1 at UTSA)	5. Marie Benson, 2016-19	680	5. Cindy Pavell, 1981-82	271		
Alexis Parker	61	250 BLOCKS		6. Tisha Boldt, 1986-91	675	6. Ashleigh Franklin, 2009-10	268		
Aysia Proctor	54	Elyssa Coleman	112	7. Starlite Williams, 83-87	636	7. Tisha Boldt, 1987-88	262		
Idara Udo	43	Nissa Sam-Grant*	131 (5 at UTSA)	8. Akunna Elonu, 2012-15	607	8. Marie Benson, 2017-18	249		
Emma Lucio	3	100 BLOCKS		9. Michelle Martin, 1989-93	590	9. Margaret Martinovich, 1982-83	247		
1000 REBOUNDS		Jordyn Jenkins*	67 (36 at UTSA)	10. Onika Anderson, 2007-09	579	10. Monica Gibbs, 2007-08	246		
Hailey Atwood*	531 (226 at UTSA)	Kyra White*	62 (37 at UTSA)	ASSISTS		CAREER ASSISTS		SEASON	
500 REBOUNDS		50 BLOCKS		1. Monica Gibbs, 2005-09	693	1. Monica Gibbs, 2008-09	221		
Jordyn Jenkins*	476 (240 at UTSA)	Hailey Atwood*	31 (11 at UTSA)	2. Tammy Rogers, 1987-91	377	2. Joyce Howard, 1997-98	201		
Elyssa Coleman	410	Idara Udo	12	3. Rhonda Hoffman, 1983-87	375	3. Monica Gibbs, 2007-08	195		
Nissa Sam-Grant*	396 (4 at UTSA)	10 BLOCKS		4. Sharon Wilson, 1985-89	355	4. Tammy Rogers, 1990-91	188		
Kyra White*	330 (199 at UTSA)	Maya Linton	8	5. Joyce Howard, 1996-98	333	5. Shelley Seale, 1982-83	173		
Maya Linton	152	Sidney Love	6	6. Shelley Seale, 1981-83	296	6. Kyra White, 2022-23	143		
Sidney Love	134	Cheyenne Rowe*	6 (2 at UTSA)	7. Kim Reed, 2001-05	272	7. Monica Gibbs, 2006-07	139		
100 REBOUNDS		Aysia Proctor	3	8. Karen Kroen, 1983-87	263	8. Monica Gibbs, 2005-06	138		
Sarai Estupiñan*	99 (0 at UTSA)	Kyleigh McGuire	3	9. Kim Maxwell, 1981-84	259	9. Loryn Goodwin, 2016-17	134		
Kyleigh McGuire	90	Alexis Parker	1	10. Karrington Donald, 2017-21	252	10. Joyce Howard, 1996-97	132		
Cheyenne Rowe*	70 (31 at UTSA)	Siena Guttadauro		STEALS		CAREER STEALS		SEASON	
Idara Udo	50	* Includes totals from previous schools		1. Starlite Williams, 1983-87	281	1. Loryn Goodwin, 2016-17	94		
Aysia Proctor	43			2. Kamra King, 2011-15	240	2. Starlite Williams, 1986-87	92		
Alexis Parker	39			3. Michelle Martin, 1989-93	227	3. Jady Pimentel, 2021-22	83		
Siena Guttadauro	38			4. Sharon Wilson, 1985-89	223	4. Joyce Howard, 1997-98	79		
Madison Cockrell	32			5. Rhonda Hoffman, 1983-87	222	5. Michelle Martin, 1991-92	76		
Emma Lucio	2			6. Monica Gibbs, 2005-09	207	6. Michelle Martin, 1992-93	76		
250 ASSISTS				7. Terrie Davis, 2004-08	173	7. Tammy Rogers, 1990-91	74		
Kyra White*	304 (177 at UTSA)			8. Tammy Rogers, 1987-91	165	8. Sharon Wilson, 1988-89	71		
Hailey Atwood*	218 (60 at UTSA)			9. Ashley Spaletta, 2011-15	153	9. Starlite Williams, 1983-84	70		
Sarai Estupiñan*	137 (0 at UTSA)			10. Crystal Chidomere, 2014-18	150	10. Valerie Wells, 1983-84	69		
100 ASSISTS						Amber Prose, 2000-01	69		
Sidney Love	90			BLOCKS		CAREER BLOCKS		SEASON	
Jordyn Jenkins*	90 (49 at UTSA)			1. Elyssa Coleman, 2021-Pres.	112	1. Alysse Davis, 2010-11	78		
Nissa Sam-Grant*	47 (1 at UTSA)			2. Whitney Wright, 2009-13	105	2. Kim Duncan, 1984-85	57		
Elyssa Coleman	33			3. Alysse Davis, 2008-11	98	3. Elyssa Coleman, 2022-23	57		
Madison Cockrell	32			4. Marie Benson, 2016-19	94	4. Ryba Pawlaczyk, 2008-09	56		
Siena Guttadauro	25			5. Kim Duncan, 1983-85	93	5. Mantha Emory, 1994-95	50		
Alexis Parker	23			6. Starlite Williams, 1983-87	88	6. Whitney Wright, 2011-12	48		
Maya Linton	16			7. Timea Toth, 2016-20	87	7. Timea Toth, 2019-20	44		
Kyleigh McGuire	9			8. Mantha Emory, 1993-95	81	8. Keelah Wilson, 1999-00	41		
Aysia Proctor	7			9. Tesha Smith, 2013-17	72	9. Whitney Wright, 2012-13	39		
Cheyenne Rowe*	6 (4 at UTSA)			10. Lacy Mingee, 2001-06	70	10. Elyssa Coleman, 2021-22	38		
Idara Udo	3								

PLAYER GAME-BY-GAME STATISTICS



0

ELYSSA COLEMAN

Redshirt Junior • Forward • 6-3 • Houston, Texas • Atascocita HS • Texas

Coleman's Career and 2023-24 Game Highs

Career / Last	Category	2023-24 / Last
23 / December 3, 2023 vs UTEP.....	Points	23 / December 3, 2023 vs UTEP
12, 2x / November 16, 2022 at TCU.....	Rebounds	9 / November 30, 2023 vs Texas State
3 / December 19, 2022	Assists	1, 2x / November 30, 2023 vs Texas State
2, 7x / November 24, 2023 at Sam Houston.....	Steals	2 / November 24, 2023 at Sam Houston
6 / January 21, 2023 at FIU.....	Blocks.....	4 / November 10, 2023 vs New Mexico State
11 / December 3, 2023 vs UTEP	FG Made	11 / December 3, 2023 vs UTEP
18 / March 8 2022 vs UTEP.....	FG Attempted	13, 4x / December 3, 2023 vs UTEP
1, 8x / December 3, 2023 vs UTEP	3PT Made	1 / December 3, 2023 vs UTEP
3 / February 5, 2022 vs North Texas	3PT Attempted	1, 3x / December 3, 2023 vs UTEP
7 / March 10, 2022 vs Western Kentucky.....	FT Made	3 / November 30, 2023 vs Texas State
10 / March 10, 2022 vs Western Kentucky.....	FT Attempted	4, 2x / November 30, 2023 vs Texas State
38 / March 10, 2022 vs Western Kentucky.....	Minutes.....	33 / November 30, 2023 vs Texas State

#0 COLEMAN, Elyssa

2023-24 STATISTICS

Opponent	Date	GS	MIN	Total		3-Pointers		Free throws		Rebounds				PF	A	TO	BLK	STL	PTS	AVG	
				FG-FGA	PCT	3FG-3FGA	PCT	FT-FTA	PCT	OFF	DEF	TOT	AVG								
at Arizona St.	11/06/2023	*	10:23	0-6	.000	0-0	.000	0-0	.000	1	1	2	2.0	5	0	2	1	0	0	0.0	
New Mexico St.	11/10/2023	*	26:06	3-9	.333	0-1	.000	1-1	1.000	2	5	7	4.5	2	0	4	4	1	7	3.5	
at A&M-Corpus Christi	11/15/2023	*	29:07	7-13	.538	0-0	.000	0-0	.000	1	3	4	4.3	5	0	3	1	1	14	7.0	
at UT Arlington	11/18/2023	*	26:04	2-6	.333	0-1	.000	0-0	.000	2	6	8	5.3	2	1	3	2	0	4	6.3	
at Texas Tech	11/20/2023	*	27:45	3-8	.375	0-0	.000	0-2	.000	2	6	8	5.8	2	0	4	3	0	6	6.2	
at Sam Houston	11/25/2023	*	31:55	8-13	.615	0-0	.000	1-4	.250	3	3	6	5.8	5	0	1	3	2	17	8.0	
Texas St.	11/30/2023	*	33:11	4-13	.308	0-0	.000	3-4	.750	2	7	9	6.3	2	1	1	2	0	11	8.4	
UTEP	12/03/2023	*	25:01	11-13	.846	1-1	1.000	0-0	.000	2	6	8	6.5	3	0	3	1	0	23	10.3	
Totals			8	209:32	38-81	.469	1-3	.333	5-11	.455	15	37	52	6.5	26	2	21	17	4	82	10.3

Player Averages

Games Played	Minutes/game	Points/game	FG Pct	3FG Pct	FT Pct	Rebounds/game	Assists/game	Turnovers/game	Assist/Turnover ratio	Steals/game	Blocks/game
8	26.2	10.3	46.9	33.3	45.5	6.5	0.3	2.6	0.1	0.5	2.1

PLAYER GAME-BY-GAME STATISTICS

1

HAILEY ATWOOD

Graduate Student • Guard • 5-8 • Austin, Texas • James Bowie HS • Blinn College



Atwood's NCAA Career and 2023-24 Game Highs

Career / Last	Category	2023-24 / Last
13 / February 25, 2023 vs FIU	Points	2 / November 24, 2023 at Sam Houston
8, 2x / February 17, 2022 vs Southern Miss	Rebounds	3 / November 24, 2023 at Sam Houston
5 / February 23, 2023 vs Florida Atlantic	Assists	1, 3x / November 30, 2023 vs Texas State
3, 2x / February 23, 2023 vs Florida Atlantic	Steals	N/A
1, 11x / November 24, 2023 at Sam Houston	Blocks	1 / November 24, 2023 at Sam Houston
6 / February 2, 2023 vs Western Kentucky	FG Made	N/A
12 / February 25, 2023 vs FIU	FG Attempted	2 / November 10, 2023 vs New Mexico State
2, 2x / February 25, 2023 vs FIU	3PT Made	N/A
5 / February 25, 2023 vs FIU	3PT Attempted	1 / November 10, 2023 vs New Mexico State
2, 11x / November 24, 2023 at Sam Houston	FT Made	2 / November 24, 2023 at Sam Houston
3, 2x / February 23, 2023 vs Florida Atlantic	FT Attempted	2 / November 24, 2023 at Sam Houston
34 / March 10, 2022 vs Western Kentucky	Minutes	19 / November 10, 2023 vs New Mexico State

2023-24 STATISTICS

#1 ATWOOD, Hailey

Opponent	Date	GS	MIN	Total		3-Pointers		Free throws		Rebounds				PF	A	TO	BLK	STL	PTS	AVG	
				FG-FGA	PCT	3FG-3FGA	PCT	FT-FTA	PCT	OFF	DEF	TOT	AVG								
at Arizona St.	11/06/2023	*	16:39	0-2	.000	0-0	.000	0-0	.000	1	0	1	1.0	2	0	3	0	0	0	0.0	
New Mexico St.	11/10/2023	*	19:46	0-2	.000	0-1	.000	0-0	.000	0	1	1	1.0	2	0	2	0	0	0	0.0	
at A&M-Corpus Christi	11/15/2023		02:47	0-1	.000	0-0	.000	0-0	.000	0	0	0	0.7	3	0	1	0	0	0	0.0	
at UT Arlington	11/18/2023		10:11	0-0	.000	0-0	.000	0-0	.000	0	2	2	1.0	1	1	0	0	0	0	0.0	
at Texas Tech	11/20/2023		03:13	0-0	.000	0-0	.000	0-0	.000	0	2	2	1.2	0	0	2	0	0	0	0.0	
at Sam Houston	11/25/2023		10:27	0-1	.000	0-0	.000	2-2	1.000	2	1	3	1.5	3	1	1	1	0	2	0.3	
Texas St.	11/30/2023		06:02	0-0	.000	0-0	.000	0-0	.000	0	1	1	1.4	1	1	0	0	0	0	0.3	
UTEP	12/03/2023	*	18:22	1-2	.500	0-0	.000	0-0	.000	0	1	1	1.4	1	2	2	0	0	2	0.5	
Totals			3	87:26	1-8	.125	0-1	.000	2-2	1.000	3	8	11	1.4	13	5	11	1	0	4	0.5

Player Averages

Games Played	Minutes/ game	Points/ game	FG Pct	3FG Pct	FT Pct	Rebounds/ game	Assists/ game	Turnovers/ game	Assist/Turnover ratio	Steals/ game	Blocks/ game
8	10.9	0.5	12.5	0.0	100.0	1.4	0.6	1.4	0.5	0.0	0.1

PLAYER GAME-BY-GAME STATISTICS

2

ALEXIS PARKER



Sophomore • Guard • 5-9 • San Antonio, Texas • Brandeis HS

Parker's Career and 2023-24 Game Highs

Career / Last	Category	2023-24 / Last
11 / December 19, 2022 at Houston	Points	4 / November 18, 2023 at UT Arlington
5 / February 4, 2023 vs Middle Tennessee	Rebounds	2, 4x / December 3, 2023 vs UTEP
3, 4x / November 15, 2023 at Texas A&M-Corpus Christi	Assists	3 / November 15, 2023 at Texas A&M-Corpus Christi
3 / December 19, 2022 at Houston	Steals	2 / November 18, 2023 at UT Arlington
1, 2x / November 24, 2023 at Sam Houston	Blocks	1 / November 24, 2023 at Sam Houston
4 / December 19, 2022 at Houston	FG Made	1, 2x / November 18, 2023 at UT Arlington
7 / December 19, 2022 at Houston	FG Attempted	6 / November 18, 2023 at UT Arlington
1, 7x / February 11, 2023 vs UTEP	3PT Made	N/A
4 / February 11, 2023 vs UTEP	3PT Attempted	2, 2x / November 18, 2023 at UT Arlington
2, 11x / November 18, 2023 at UT Arlington	FT Made	2 / November 18, 2023 at UT Arlington
4, 2x / November 18, 2023 at UT Arlington	FT Attempted	4, 2x / November 18, 2023 at UT Arlington
31 / December 10, 2022 vs Idaho	Minutes	19, 2x / November 18, 2023 at UT Arlington

#2 PARKER, Alexis

2023-24 STATISTICS

Opponent	Date	GS	MIN	Total		3-Pointers		Free throws		Rebounds				PF	A	TO	BLK	STL	PTS	AVG
				FG-FGA	PCT	3FG-3FGA	PCT	FT-FTA	PCT	OFF	DEF	TOT	AVG							
at Arizona St.	11/06/2023		08:26	1-3	.333	0-1	.000	1-4	.250	0	0	0	0.0	0	0	1	0	0	3	3.0
New Mexico St.	11/10/2023		06:30	0-0	.000	0-0	.000	0-2	.000	0	0	0	0.0	0	0	0	0	0	0	1.5
at A&M-Corpus Christi	11/15/2023	*	19:24	0-3	.000	0-2	.000	0-0	.000	0	2	2	0.7	1	3	2	0	1	0	1.0
at UT Arlington	11/18/2023	*	19:52	1-6	.167	0-2	.000	2-4	.500	1	1	2	1.0	2	2	3	0	2	4	1.8
at Texas Tech	11/20/2023	*	19:01	2-3	.667	0-1	.000	0-0	.000	0	2	2	1.2	1	0	2	0	1	4	2.2
at Sam Houston	11/25/2023		07:47	0-0	.000	0-0	.000	0-2	.000	1	1	2	1.3	0	0	1	1	0	0	1.8
Texas St.	11/30/2023		12:21	0-3	.000	0-1	.000	0-0	.000	1	0	1	1.3	2	0	1	0	0	0	1.6
UTEP	12/03/2023		03:17	0-2	.000	0-0	.000	0-0	.000	2	0	2	1.4	1	0	1	0	0	0	1.4
Totals		3	96:38	4-20	.200	0-7	.000	3-12	.250	5	6	11	1.4	7	5	11	1	4	11	1.4


Player Averages

Games Played	Minutes/game	Points/game	FG Pct	3FG Pct	FT Pct	Rebounds/game	Assists/game	Turnovers/game	Assist/Turnover ratio	Steals/game	Blocks/game
8	12.1	1.4	20.0	0.0	25.0	1.4	0.6	1.4	0.5	0.5	0.1

PLAYER GAME-BY-GAME STATISTICS

3

EMMA LUCIO



Freshman • Guard • 5-9 • Edinburg, Texas • Robert Vela HS

Lucio's Career and 2023-24 Game Highs

Career / Last	Category	2023-24 / Last
3 / December 3, 2023 vs UTEP	Points	3 / December 3, 2023 vs UTEP
2 / November 24, 2023 at Sam Houston	Rebounds	2 / November 24, 2023 at Sam Houston
N/A	Assists	N/A
N/A	Steals	N/A
N/A	Blocks	N/A
1 / December 3, 2023 vs UTEP	FG Made	1 / December 3, 2023 vs UTEP
2 / December 3, 2023 vs UTEP	FG Attempted	2 / December 3, 2023 vs UTEP
1 / December 3, 2023 vs UTEP	3PT Made	1 / December 3, 2023 vs UTEP
2 / December 3, 2023 vs UTEP	3PT Attempted	2 / December 3, 2023 vs UTEP
N/A	FT Made	N/A
N/A	FT Attempted	N/A
11 / November 24, 2023 at Sam Houston	Minutes	11 / November 24, 2023 at Sam Houston

#3 LUCIO, Emma

2023-24 STATISTICS

Opponent	Date	GS	MIN	Total		3-Pointers		Free throws		Rebounds				PF	A	TO	BLK	STL	PTS	AVG
				FG-FGA	PCT	3FG-3FGA	PCT	FT-FTA	PCT	OFF	DEF	TOT	AVG							
at Sam Houston	11/25/2023		11:22	0-1	.000	0-0	.000	0-0	.000	0	2	2	2.0	1	0	1	0	0	0	0.0
UTEP	12/03/2023		05:42	1-2	.500	1-2	.500	0-0	.000	0	0	0	1.0	0	0	1	0	0	3	1.5
Totals		0	17:04	1-3	.333	1-2	.500	0-0	.000	0	2	2	1.0	1	0	2	0	0	3	1.5

Player Averages

Games Played	Minutes/game	Points/game	FG Pct	3FG Pct	FT Pct	Rebounds/game	Assists/game	Turnovers/game	Assist/Turnover ratio	Steals/game	Blocks/game
2	8.5	1.5	33.3	50.0	0.0	1.0	0.0	1.0	0.0	0.0	0.0

PLAYER GAME-BY-GAME STATISTICS

4

SIENA GUTTADAURO



Sophomore • Guard • 5-6 • San Jose, California • Archbishop Mitty HS

Guttadauro's Career and 2023-24 Game Highs

Career / Last	Category	2023-24 / Last
12 / December 3, 2023 vs UTEP	Points	12 / December 3, 2023 vs UTEP
4 / February 11, 2023 vs UTEP	Rebounds	2, 2x / December 3, 2023 vs UTEP
3, 3x / November 6, 2023 at Arizona State	Assists	3 / November 6, 2023 at Arizona State
1, 9x / February 23 at Florida Atlantic	Steals	N/A
1 / February 2, 2023 vs Western Kentucky	Blocks	N/A
4, 3x / December 3, 2023 vs UTEP	FG Made	4, 2x / December 3, 2023 vs UTEP
8 / February 11, 2023 vs UTEP	FG Attempted	7 / November 30, 2023 vs Texas State
4 / December 3, 2023 vs UTEP	3PT Made	4 / December 3, 2023 vs UTEP
6, 4x / November 30, 2023 vs Texas State	3PT Attempted	6, 2x / November 30, 2023 vs Texas State
2, 3x March 2, 2023 at Charlotte	FT Made	1 / November 6, 2023 at Arizona State
3 2x / February 4, 2023 vs. Middle Tennessee	FT Attempted	2 / November 6, 2023 at Arizona State
24 / December 10, 2022 vs Idaho	Minutes	19 / November 30, 2023 vs Texas State

2023-24 STATISTICS

#4 GUTTADAURO, Siena

Opponent	Date	GS	MIN	Total		3-Pointers		Free throws		Rebounds				PF	A	TO	BLK	STL	PTS	AVG
				FG-FGA	PCT	3FG-3FGA	PCT	FT-FTA	PCT	OFF	DEF	TOT	AVG							
at Arizona St.	11/06/2023		14:01	1-6	.167	1-6	.167	1-2	.500	0	0	0	0.0	2	3	1	0	0	4	4.0
at A&M-Corpus Christi	11/15/2023		13:45	2-4	.500	2-4	.500	0-0	.000	0	0	0	0.0	1	0	1	0	0	6	5.0
at UT Arlington	11/18/2023		10:26	1-5	.200	0-3	.000	0-0	.000	2	0	2	0.7	1	0	0	0	2	4.0	
at Texas Tech	11/20/2023		08:37	0-2	.000	0-2	.000	0-0	.000	0	0	0	0.5	0	0	2	0	0	0	3.0
at Sam Houston	11/25/2023		02:25	0-0	.000	0-0	.000	0-0	.000	0	1	1	0.6	0	0	1	0	0	0	2.4
Texas St.	11/30/2023		19:01	4-7	.571	3-6	.500	0-0	.000	0	1	1	0.7	0	1	0	0	0	11	3.8
UTEP	12/03/2023		18:35	4-5	.800	4-5	.800	0-0	.000	0	2	2	0.9	0	1	3	0	0	12	5.0
Totals		0	86:50	12-29	.414	10-26	.385	1-2	.500	2	4	6	0.9	4	5	8	0	0	35	5.0

Player Averages

Games Played	Minutes/game	Points/game	FG Pct	3FG Pct	FT Pct	Rebounds/game	Assists/game	Turnovers/game	Assist/Turnover ratio	Steals/game	Blocks/game
7	12.4	5.0	41.4	38.5	50.0	0.9	0.7	1.1	0.6	0.0	0.0

PLAYER GAME-BY-GAME STATISTICS

5

MADISON COCKRELL

Sophomore • Guard • 5-4 • Dallas, Texas • Bishop Lynch HS



Cockrell's Career and 2023-24 Game Highs

Career / Last	Category	2023-24 / Last
10 / January 19, 2023 at Florida Atlantic	Points	3, 3x / December 3, 2023 vs UTEP
4, 3x / November 6, 2023 at Arizona State	Rebounds	4 / November 6, 2023 at Arizona State
3, 2x / January 21, 2023 at FIU	Assists	1, 2x / November 18, 2023 at UT Arlington
2, 4x / November 6, 2023 at Arizona State	Steals	2 / November 6, 2023 at Arizona State
N/A	Blocks	N/A
4, 2x / January 19, 2023 at Florida Atlantic	FG Made	1, 4x / December 3, 2023 vs UTEP
8, 2x / January 19, 2023 at Florida Atlantic	FG Attempted	4 / November 6, 2023 at Arizona State
3 / January 14, 2023 at Charlotte	3PT Made	1 / December 3, 2023 vs UTEP
4 / December 10, 2022 vs Idaho	3PT Attempted	1, 2x / December 3, 2023 vs UTEP
3 / November 30, 2022 at Texas State	FT Made	1 / November 6, 2023 at Arizona State
4 / November 30, 2022 at Texas State	FT Attempted	1 / November 6, 2023 at Arizona State
20, 2x / January 21, 2023 at FIU	Minutes	7 / November 6, 2023 at Arizona State

#5 COCKRELL, Madison

2023-24 STATISTICS

Opponent	Date	GS	MIN	Total		3-Pointers		Free throws		Rebounds				PF	A	TO	BLK	STL	PTS	AVG
				FG-FGA	PCT	3FG-3FGA	PCT	FT-FTA	PCT	OFF	DEF	TOT	AVG							
at Arizona St.	11/06/2023		07:43	1-4	.250	0-1	.000	1-1	1.000	1	3	4	4.0	0	1	1	0	2	3	3.0
New Mexico St.	11/10/2023		03:42	0-1	.000	0-0	.000	0-0	.000	0	0	0	2.0	1	0	1	0	0	0	1.5
at A&M-Corpus Christi	11/15/2023		07:24	0-1	.000	0-0	.000	0-0	.000	1	1	2	2.0	1	0	1	0	0	0	1.0
at UT Arlington	11/18/2023		07:36	1-2	.500	1-1	1.000	0-0	.000	0	1	1	1.8	1	1	1	0	1	3	1.5
Texas St.	11/30/2023		02:06	1-1	1.000	0-0	.000	0-0	.000	0	0	0	1.4	0	0	0	0	0	2	1.6
UTEP	12/03/2023		02:23	1-1	1.000	1-1	1.000	0-0	.000	0	0	0	1.2	0	0	1	0	0	3	1.8
Totals		0	30:54	4-10	.400	2-3	.667	1-1	1.000	2	5	7	1.2	3	2	5	0	3	11	1.8

Player Averages

Games Played	Minutes/game	Points/game	FG Pct	3FG Pct	FT Pct	Rebounds/game	Assists/game	Turnovers/game	Assist/Turnover ratio	Steals/game	Blocks/game
6	5.1	1.8	40.0	66.7	100.0	1.2	0.3	0.8	0.4	0.5	0.0

PLAYER GAME-BY-GAME STATISTICS

11

SIDNEY LOVE



Sophomore • Guard • 5-8 • Cibolo, Texas. • Steele HS

Love's Career and 2023-24 Game Highs

Career / Last	Category	2023-24 / Last
26 / November 18, 2023 at UT Arlington	Points	26 / November 18, 2023 at UT Arlington
10 / January 21, 2023 at FIU	Rebounds	7 / November 24, 2023 at Sam Houston
7, 2x / December 3, 2023 vs UTEP	Assists	7 / December 3, 2023 vs UTEP
4 / January 16, 2023 at Rice	Steals	3, 2x / November 24, 2023 at Sam Houston
1, 6x / November 24, 2023 at Sam Houston	Blocks	1, 2x / November 24, 2023 at Sam Houston
9 / December 31, 2022 vs UAB	FG Made	7 / November 20, 2023 at Texas Tech
17 / March 10, 2023 vs Western Kentucky	FG Attempted	14 / November 20, 2023 at Texas Tech
5 / 23 / December 31, 2022 vs UAB	3PT Made	1, 5x / December 3, 2023 vs UTEP
9 / 23 / December 31, 2022 vs UAB	3PT Attempted	4, 2x / November 30, 2023 vs Texas State
13 / November 18, 2023 at UT Arlington	FT Made	13 / November 18, 2023 at UT Arlington
15 / November 18, 2023 at UT Arlington	FT Attempted	15 / November 18, 2023 at UT Arlington
38 / Match 8, 2023 vs Florida Atlantic	Minutes	37 / November 15, 2023 at Texas A&M-Corpus Christi

#11 LOVE, Sidney

2023-24 STATISTICS

Opponent	Date	GS	MIN	Total		3-Pointers		Free throws		Rebounds				PF	A	TO	BLK	STL	PTS	AVG	
				FG-FGA	PCT	3FG-3FGA	PCT	FT-FTA	PCT	OFF	DEF	TOT	AVG								
at Arizona St.	11/06/2023	*	22:47	2-6	.333	0-1	.000	3-4	.750	1	1	2	2.0	2	1	4	0	1	7	7.0	
New Mexico St.	11/10/2023	*	36:21	3-11	.273	0-4	.000	1-1	1.000	0	3	3	2.5	2	3	3	0	2	7	7.0	
at A&M-Corpus Christi	11/15/2023	*	37:06	3-8	.375	0-2	.000	4-4	1.000	1	3	4	3.0	3	5	4	0	3	10	8.0	
at UT Arlington	11/18/2023	*	33:10	6-10	.600	1-2	.500	13-15	.867	0	2	2	2.8	2	2	2	1	0	26	12.5	
at Texas Tech	11/20/2023	*	29:20	7-14	.500	1-3	.333	3-3	1.000	1	2	3	2.8	5	1	2	0	2	18	13.6	
at Sam Houston	11/25/2023	*	34:01	3-7	.429	1-1	1.000	5-6	.833	1	6	7	3.5	2	1	4	1	3	12	13.3	
Texas St.	11/30/2023	*	35:30	5-10	.500	1-4	.250	0-0	.000	0	2	2	3.3	3	3	4	0	1	11	13.0	
UTEP	12/03/2023	*	26:00	6-11	.545	1-3	.333	3-4	.750	0	5	5	3.5	1	7	1	0	0	16	13.4	
Totals			8	254:15	35-77	.455	5-20	.250	32-37	.865	4	24	28	3.5	20	23	24	2	12	107	13.4

Player Averages

Games Played	Minutes/game	Points/game	FG Pct	3FG Pct	FT Pct	Rebounds/game	Assists/game	Turnovers/game	Assist/Turnover ratio	Steals/game	Blocks/game
8	31.8	13.4	45.5	25.0	86.5	3.5	2.9	3.0	1.0	1.5	0.3

PLAYER GAME-BY-GAME STATISTICS

12

AYSIA PROCTOR

Freshman • Guard • 5-8 • Schertz, Texas • Samuel Clemens HS



Proctors' Career and 2023-24 Game Highs

Career / Last	Category	2023-24 / Last
19 / November 10, 2023 vs New Mexico State	Points	19 / November 10, 2023 vs New Mexico State
8 / November 24, 2023 at Sam Houston	Rebounds	8 / November 24, 2023 at Sam Houston
3 / November 24, 2023 at Sam Houston	Assists	3 / November 24, 2023 at Sam Houston
1, 3x / November 20, 2023 at Texas Tech	Steals	1, 3x / November 20, 2023 at Texas Tech
1, 3x / December 3, 2023 vs UTEP	Blocks	1, 3x / December 3, 2023 vs UTEP
8 / November 10, 2023 vs New Mexico State	FG Made	8 / November 10, 2023 vs New Mexico State
10 / November 30, 2023 vs Texas State	FG Attempted	10 / November 30, 2023 vs Texas State
2 / November 10, 2023 vs New Mexico State	3PT Made	2 / November 10, 2023 vs New Mexico State
3, 2x / November 15, 2023 at Texas A&M-Corpus Christi	3PT Attempted	3, 2x / November 15, 2023 at Texas A&M-Corpus Christi
1, 2x / November 15, 2023 at Texas A&M-Corpus Christi	FT Made	1, 2x / November 15, 2023 at Texas A&M-Corpus Christi
2, 2x / November 15, 2023 at Texas A&M-Corpus Christi	FT Attempted	2, 2x / November 15, 2023 at Texas A&M-Corpus Christi
29 / November 30, 2023 vs Texas State	Minutes	29 / November 30, 2023 vs Texas State

#12 PROCTOR, Aysia

2023-24 STATISTICS

Opponent	Date	GS	MIN	Total		3-Pointers		Free throws		Rebounds				PF	A	TO	BLK	STL	PTS	AVG
				FG-FGA	PCT	3FG-3FGA	PCT	FT-FTA	PCT	OFF	DEF	TOT	AVG							
at Arizona St.	11/06/2023		13:43	1-3	.333	0-2	.000	0-0	.000	3	4	7	7.0	0	0	2	0	0	2	2.0
New Mexico St.	11/10/2023		22:19	8-9	.889	2-3	.667	1-2	.500	1	4	5	6.0	1	1	2	0	1	19	10.5
at A&M-Corpus Christi	11/15/2023		26:21	3-9	.333	0-3	.000	1-2	.500	1	4	5	5.7	2	1	3	1	1	7	9.3
at UT Arlington	11/18/2023		03:57	1-1	1.000	0-0	.000	0-0	.000	0	0	0	4.3	1	0	1	0	0	2	7.5
at Texas Tech	11/20/2023		25:19	5-7	.714	0-0	.000	0-0	.000	2	3	5	4.4	3	0	6	0	1	10	8.0
at Sam Houston	11/25/2023	*	26:38	4-7	.571	0-0	.000	0-0	.000	1	7	8	5.0	1	3	4	0	0	8	8.0
Texas St.	11/30/2023	*	29:42	2-10	.200	0-2	.000	0-0	.000	2	5	7	5.3	5	0	1	1	0	4	7.4
UTEP	12/03/2023		19:11	1-4	.250	0-2	.000	0-0	.000	1	5	6	5.4	2	2	1	1	0	2	6.8
Totals		2	167:11	25-50	.500	2-12	.167	2-4	.500	11	32	43	5.4	15	7	20	3	3	54	6.8

Player Averages

Games Played	Minutes/game	Points/game	FG Pct	3FG Pct	FT Pct	Rebounds/game	Assists/game	Turnovers/game	Assist/Turnover ratio	Steals/game	Blocks/game
8	20.9	6.8	50.0	16.7	50.0	5.4	0.9	2.5	0.4	0.4	0.4

PLAYER GAME-BY-GAME STATISTICS

13

SARAI ESTUPINAN

Junior • Guard • 5-5 • Cedar Park, Texas • Cedar Park HS • St. Mary's (TX) • Tallahassee CC



Estupinan's NCAA Career and 2023-24 Game Highs (* at St. Mary's)

Career / Last	Category	2023-24 / Last
11 / November 20, 2021 vs Lander*	Points	N/A
6 / December 13, 2021 at Angelo State*	Rebounds	N/A
9 / January 8, 2022 at Midwestern State*	Assists	N/A
3 / February 3, 2022 at Texas A&M-International*	Steals	N/A
N/A	Blocks	N/A
4 / November 20, 2021 vs Lander*	FG Made	N/A
9 / November 20, 2021 vs Lander*	FG Attempted	N/A
3 / November 20, 2021 vs Lander*	3PT Made	N/A
7 / November 20, 2021 vs Lander*	3PT Attempted	N/A
4 / January 8, 2022 at Midwestern State*	FT Made	N/A
6 / January 8, 2022 at Midwestern State*	FT Attempted	N/A
20 / February 21, 2021 vs West Texas A&M*	Minutes	N/A

HAS YET TO APPEAR IN THE 2023-24 SEASON

PLAYER GAME-BY-GAME STATISTICS

20

MAYA LINTON



Sophomore • Forward • 6-0 • Duncanville, Texas • Duncanville HS

Linton's Career and 2023-24 Game Highs

Career / Last	Category	2023-24 / Last
15 / November 18, 2023 at UT Arlington	Points	15 / November 18, 2023 at UT Arlington
10 / November 18, 2023 at UT Arlington	Rebounds	10 / November 18, 2023 at UT Arlington
2 / January 25, 2023 at FIU	Assists	1, 3x / November 30, 2023 vs Texas State
3 / February 18, 2023 at UAB	Steals	3 / November 6, 2023 at Arizona State
2 / March 10, 2023 vs Western Kentucky	Blocks	N/A
6 / November 18, 2023 at UT Arlington	FG Made	6 / November 18, 2023 at UT Arlington
11 / November 18, 2023 at UT Arlington	FG Attempted	11 / November 18, 2023 at UT Arlington
N/A	3PT Made	N/A
1, 4x / November 30, 2023 vs Texas State	3PT Attempted	1, 3x / November 30, 2023 vs Texas State
4 / November 24, 2023 at Sam Houston	FT Made	4 / November 24, 2023 at Sam Houston
8 / November 24, 2023 at Sam Houston	FT Attempted	8 / November 24, 2023 at Sam Houston
26 / November 18, 2023 at UT Arlington	Minutes	26 / November 18, 2023 at UT Arlington

2023-24 STATISTICS

Opponent	Date	GS	MIN	Total		3-Pointers		Free throws		Rebounds				PF	A	TO	BLK	STL	PTS	AVG	
				FG-FGA	PCT	3FG-3FGA	PCT	FT-FTA	PCT	OFF	DEF	TOT	AVG								
at Arizona St.	11/06/2023	*	20:22	4-7	.571	0-0	.000	2-2	1.000	1	3	4	4.0	5	0	0	0	3	10	10.0	
New Mexico St.	11/10/2023	*	20:49	3-6	.500	0-1	.000	3-3	1.000	5	1	6	5.0	5	0	2	0	1	9	9.5	
at A&M-Corpus Christi	11/15/2023		18:35	0-3	.000	0-1	.000	0-0	.000	3	4	7	5.7	3	0	2	0	2	0	6.3	
at UT Arlington	11/18/2023	*	26:41	6-11	.545	0-0	.000	3-6	.500	3	7	10	6.8	5	0	1	0	2	15	8.5	
at Texas Tech	11/20/2023	*	23:04	0-1	.000	0-0	.000	2-4	.500	4	0	4	6.2	4	1	2	0	2	2	7.2	
at Sam Houston	11/25/2023	*	14:23	0-2	.000	0-0	.000	4-8	.500	2	4	6	6.2	2	1	0	0	0	4	6.7	
Texas St.	11/30/2023	*	18:35	0-4	.000	0-1	.000	0-0	.000	1	4	5	6.0	2	1	1	0	0	0	5.7	
Totals			6	142:29	13-34	.382	0-3	.000	14-23	.609	19	23	42	6.0	26	3	8	0	10	40	5.7

Player Averages

Games Played	Minutes/game	Points/game	FG Pct	3FG Pct	FT Pct	Rebounds/game	Assists/game	Turnovers/game	Assist/Turnover ratio	Steals/game	Blocks/game
7	20.4	5.7	38.2	0.0	60.9	6.0	0.4	1.1	0.4	1.4	0.0

PLAYER GAME-BY-GAME STATISTICS

21

CHEYENNE ROWE

Sophomore • Forward • 6-2 • Ajax, Ontario, Canada • Bill Crothers Secondary School • James Madison



Rowe's Career and 2023-24 Game Highs (* at James Madison)

Career / Last	Category	2023-24 / Last
11 / December 4, 2022 vs UMES*	Points	7 / November 15, 2023 at Texas A&M-Corpus Christi
9 / November 6, 2023 at Arizona State	Rebounds	9 / November 6, 2023 at Arizona State
1, 6x / December 3, 2023 vs UTEP	Assists	1, 4x / December 3, 2023 vs UTEP
1, 4x / December 3, 2023 vs UTEP	Steals	1, 2x / December 3, 2023 vs UTEP
2, 2x / December 17, 2022 at Hampton*	Blocks	1 / November 20, 2023 at Texas Tech
5 / December 4, 2022 vs UMES*	FG Made	2, 4x / December 3, 2023 vs UTEP
5, 3x / December 3, 2023 vs UTEP	FG Attempted	5 / December 3, 2023 vs UTEP
N/A	3PT Made	N/A
N/A	3PT Attempted	N/A
3 / November 15, 2023 at Texas A&M-Corpus Christi	FT Made	3 / November 15, 2023 at Texas A&M-Corpus Christi
4, 3x / November 15, 2023 at Texas A&M-Corpus Christi	FT Attempted	4, 2x / November 15, 2023 at Texas A&M-Corpus Christi
17, 3x / December 3, 2023 vs UTEP	Minutes	17, 2x / December 3, 2023 vs UTEP

#21 ROWE, Cheyenne

2023-24 STATISTICS

Opponent	Date	GS	MIN	Total		3-Pointers		Free throws		Rebounds				PF	A	TO	BLK	STL	PTS	AVG
				FG-FGA	PCT	3FG-3FGA	PCT	FT-FTA	PCT	OFF	DEF	TOT	AVG							
at Arizona St.	11/06/2023		17:13	2-4	.500	0-0	.000	2-3	.667	5	4	9	9.0	2	1	0	0	0	6	6.0
New Mexico St.	11/10/2023		07:25	0-0	.000	0-0	.000	1-2	.500	1	0	1	5.0	1	0	0	0	0	1	3.5
at A&M-Corpus Christi	11/15/2023		13:41	2-3	.667	0-0	.000	3-4	.750	4	3	7	5.7	1	0	0	0	0	7	4.7
at UT Arlington	11/18/2023		06:03	0-1	.000	0-0	.000	0-0	.000	0	1	1	4.5	1	1	1	0	0	0	3.5
at Texas Tech	11/20/2023		09:30	1-1	1.000	0-0	.000	0-2	.000	1	0	1	3.8	1	1	0	1	0	2	3.2
at Sam Houston	11/25/2023		03:44	0-0	.000	0-0	.000	1-2	.500	0	1	1	3.3	1	0	0	0	0	1	2.8
Texas St.	11/30/2023		14:11	2-5	.400	0-0	.000	0-0	.000	4	3	7	3.9	1	0	1	0	1	4	3.0
UTEP	12/03/2023		17:32	2-5	.400	0-0	.000	0-0	.000	1	3	4	3.9	0	1	1	1	0	4	3.1
Totals			0 89:19	9-19	.474	0-0	.000	7-13	.538	16	15	31	3.9	8	4	3	2	1	25	3.1

Player Averages

Games Played	Minutes/game	Points/game	FG Pct	3FG Pct	FT Pct	Rebounds/game	Assists/game	Turnovers/game	Assist/Turnover ratio	Steals/game	Blocks/game
8	11.2	3.1	47.4	0.0	53.8	3.9	0.5	0.4	1.3	0.1	0.3

PLAYER GAME-BY-GAME STATISTICS

22

KYRA WHITE



Senior • Guard • 5-9 • Converse, Texas • Judson HS • Southern California

White's Career and 2023-24 Game Highs

Career / Last	Category	2023-24 / Last
22 / January 25, 2023 at FIU	Points	18 / November 15, 2023 at Texas A&M-Corpus Christi
13 / January 4, 2023 at Middle Tennessee	Rebounds	8, 2x / November 20, 2023 at Texas Tech
9, 2x / February 2, 2023 at Western Kentucky	Assists	7 / December 3, 2023 vs UTEP
5 / March 9, 2023 vs Rice	Steals	3 / November 10, 2023 vs New Mexico State
4 / November 30, 2023 vs Texas State	Blocks	4 / November 30, 2023 vs Texas State
10 / January 25, 2023 at FIU	FG Made	5, 2x / November 24, 2023 at Sam Houston
16 / January 25, 2023 at FIU	FG Attempted	17 / November 10, 2023 vs New Mexico State
3, 5x / November 20, 2023 at Texas Tech	3PT Made	3, 2x / November 20, 2023 at Texas Tech
8, 3x / November 10, 2023 vs New Mexico State	3PT Attempted	8 / November 10, 2023 vs New Mexico State
5 / November 15, 2023 at Texas A&M-Corpus Christi	FT Made	5 / November 15, 2023 at Texas A&M-Corpus Christi
6, 2x / November 15, 2023 at Texas A&M-Corpus Christi	FT Attempted	6, 2x / November 15, 2023 at Texas A&M-Corpus Christi
42, 2x / November 15, 2023 at Texas A&M-Corpus Christi	Minutes	42 / November 15, 2023 at Texas A&M-Corpus Christi

2023-24 STATISTICS

#22 WHITE, Kyra

Opponent	Date	GS	MIN	Total		3-Pointers		Free throws		Rebounds				PF	A	TO	BLK	STL	PTS	AVG	
				FG-FGA	PCT	3FG-3FGA	PCT	FT-FTA	PCT	OFF	DEF	TOT	AVG								
at Arizona St.	11/06/2023	*	36:41	3-9	.333	1-2	.500	1-2	.500	0	2	2	2.0	2	4	3	3	1	8	8.0	
New Mexico St.	11/10/2023	*	32:48	4-17	.235	2-8	.250	3-6	.500	2	6	8	5.0	1	3	2	0	3	13	10.5	
at A&M-Corpus Christi	11/15/2023	*	42:41	5-13	.385	3-6	.500	5-6	.833	3	3	6	5.3	1	5	1	1	1	18	13.0	
at UT Arlington	11/18/2023	*	34:57	2-6	.333	0-1	.000	1-2	.500	1	5	6	5.5	2	6	2	0	0	5	11.0	
at Texas Tech	11/20/2023	*	34:49	4-11	.364	3-5	.600	2-2	1.000	0	8	8	6.0	3	3	6	1	0	13	11.4	
at Sam Houston	11/25/2023	*	36:04	5-16	.313	1-3	.333	3-3	1.000	0	3	3	5.5	2	1	6	1	2	14	11.8	
Texas St.	11/30/2023	*	36:53	3-9	.333	0-3	.000	1-4	.250	0	3	3	5.1	3	5	3	4	0	7	11.1	
UTEP	12/03/2023	*	26:30	4-10	.400	0-4	.000	4-5	.800	0	3	3	4.9	1	7	3	0	1	12	11.3	
Totals			8	281:23	30-91	.330	10-32	.313	20-30	.667	6	33	39	4.9	15	34	26	10	8	90	11.3

Player Averages

Games Played	Minutes/game	Points/game	FG Pct	3FG Pct	FT Pct	Rebounds/game	Assists/game	Turnovers/game	Assist/Turnover ratio	Steals/game	Blocks/game
8	35.2	11.3	33.0	31.3	66.7	4.9	4.3	3.3	1.3	1.0	1.3

PLAYER GAME-BY-GAME STATISTICS

23

KYLEIGH MCGUIRE

Senior • Forward • 5-11 • Houston, Texas • Atascocita HS



McGuire's Career and 2023-24 Game Highs

Career / Last	Category	2023-24 / Last
12 / February 6, 2021 vs FIU	Points	4 / December 3, 2023 vs UTEP
13 / February 6, 2021 vs FIU	Rebounds	4 / December 3, 2023 vs UTEP
1, 8x / December 3, 2023 vs UTEP	Assists	1, 2x / December 3, 2023 vs UTEP
1, 6x / March 2, 2023 at Charlotte	Steals	N/A
1, 3x / January 19, 2023 vs Florida Atlantic	Blocks	N/A
4 / February 6, 2021 vs FIU	FG Made	1, 2x / December 3, 2023 vs UTEP
8 / February 6, 2021 vs FIU	FG Attempted	1, 2x / December 3, 2023 vs UTEP
N/A	3PT Made	N/A
N/A	3PT Attempted	N/A
5 / November 30, 2020	FT Made	2 / December 3, 2023 vs UTEP
8 / February 6, 2021 vs FIU	FT Attempted	2 / December 3, 2023 vs UTEP
45 / February 6, 2021 vs FIU	Minutes	7, 2x / December 3, 2023 vs UTEP

#23 MCGUIRE, Kyleigh

2023-24 STATISTICS

Opponent	Date	GS	MIN	Total		3-Pointers		Free throws		Rebounds				PF	A	TO	BLK	STL	PTS	AVG
				FG-FGA	PCT	3FG-3FGA	PCT	FT-FTA	PCT	OFF	DEF	TOT	AVG							
at Arizona St.	11/06/2023		07:25	1-1	1.000	0-0	.000	0-0	.000	0	1	1	1.0	1	1	1	0	0	2	2.0
UTEP	12/03/2023		07:38	1-1	1.000	0-0	.000	2-2	1.000	1	3	4	2.5	1	1	1	0	0	4	3.0
Totals		0	15:03	2-2	1.000	0-0	.000	2-2	1.000	1	4	5	2.5	2	2	2	0	0	6	3.0

Player Averages

Games Played	Minutes/ game	Points/ game	FG Pct	3FG Pct	FT Pct	Rebounds/ game	Assists/ game	Turnovers/ game	Assist/Turnover ratio	Steals/ game	Blocks/ game
2	7.5	3.0	100.0	0.0	100.0	2.5	1.0	1.0	1.0	0.0	0.0

PLAYER GAME-BY-GAME STATISTICS

25

IDARA UDO

Freshman • Forward • 6-1 • Plano, Texas • Plano East HS



Udo's Career and 2023-24 Game Highs

Career / Last	Category	2023-24 / Last
10 / November 6, 2023 at Arizona State.....	Points.....	10 / November 6, 2023 at Arizona State
11 / November 10, 2023 vs New Mexico State.....	Rebounds.....	11 / November 10, 2023 vs New Mexico State
1, 3x / November 18, 2023 at UT Arlington.....	Assists.....	1, 3x / November 18, 2023 at UT Arlington
1, 4x / November 24, 2023 at Sam Houston.....	Steals.....	1, 4x / November 24, 2023 at Sam Houston
4 / November 30, 2023 vs Texas State.....	Blocks.....	4 / November 30, 2023 vs Texas State
4, 2x / November 18, 2023 at UT Arlington.....	FG Made.....	4, 2x / November 18, 2023 at UT Arlington
9 / November 18, 2023 at UT Arlington.....	FG Attempted.....	9 / November 18, 2023 at UT Arlington
N/A.....	3PT Made.....	N/A
N/A.....	3PT Attempted.....	N/A
3 / November 30, 2023 vs Texas State.....	FT Made.....	3 / November 30, 2023 vs Texas State
6 / November 6, 2023 at Arizona State.....	FT Attempted.....	6 / November 6, 2023 at Arizona State
24 / November 10, 2023 vs New Mexico State.....	Minutes.....	24 / November 10, 2023 vs New Mexico State

2023-24 STATISTICS

Opponent	Date	GS	MIN	Total		3-Pointers		Free throws		Rebounds				PF	A	TO	BLK	STL	PTS	AVG
				FG-FGA	PCT	3FG-3FGA	PCT	FT-FTA	PCT	OFF	DEF	TOT	AVG							
at Arizona St.	11/06/2023		23:19	4-7	.571	0-0	.000	2-6	.333	4	5	9	9.0	4	0	2	2	1	10	10.0
New Mexico St.	11/10/2023		24:14	1-3	.333	0-0	.000	0-2	.000	4	7	11	10.0	1	1	0	2	1	2	6.0
at A&M-Corpus Christi	11/15/2023	*	11:00	1-5	.200	0-0	.000	0-2	.000	2	4	6	8.7	5	1	2	1	0	2	4.7
at UT Arlington	11/18/2023		21:03	4-9	.444	0-0	.000	1-2	.500	4	3	7	8.3	2	1	3	0	1	9	5.8
at Texas Tech	11/20/2023		14:45	1-4	.250	0-0	.000	1-1	1.000	2	2	4	7.4	5	0	4	2	0	3	5.2
at Sam Houston	11/25/2023		19:26	2-4	.500	0-0	.000	1-2	.500	3	2	5	7.0	2	0	1	1	1	5	5.2
Texas St.	11/30/2023		17:29	2-5	.400	0-0	.000	3-4	.750	1	5	6	6.9	1	0	0	4	0	7	5.4
UTEP	12/03/2023	*	15:32	1-1	1.000	0-0	.000	3-4	.750	1	1	2	6.3	2	0	0	0	0	5	5.4
Totals		2	146:47	16-38	.421	0-0	.000	11-23	.478	21	29	50	6.3	22	3	12	12	4	43	5.4

Player Averages

Games Played	Minutes/game	Points/game	FG Pct	3FG Pct	FT Pct	Rebounds/game	Assists/game	Turnovers/game	Assist/Turnover ratio	Steals/game	Blocks/game
8	18.3	5.4	42.1	0.0	47.8	6.3	0.4	1.5	0.3	0.5	1.5

PLAYER GAME-BY-GAME STATISTICS

30

NISSA SAM-GRANT

Senior • Center • 6-4 • Toronto, Ontario Canada • Wheeler HS • Arkansas-Pine Bluff • Panola College



Sam-Grant's NCAA Career and 2023-24 Game Highs (* at Arkansas-Pine Bluff)

Career / Last	Category	2023-24 / Last
10 / November 21, 2019 at Illinois*	Points	4 / December 3, 2023 vs UTEP
12 / January 27, 2020 at Texas Southern*	Rebounds	3 / December 3, 2023 vs UTEP
3 / February 23, 2021 at Prairie View A&M*	Assists	1 / December 3, 2023 vs UTEP
2 / December 17, 2020 vs New Mexico*	Steals	N/A
8 / January 11, 2021 vs Alabama A&M*	Blocks	3 / December 3, 2023 vs UTEP
4 / November 21, 2019 at Illinois*	FG Made	2 / December 3, 2023 vs UTEP
7 / November 29, 2019 at Iowa State*	FG Attempted	3 / December 3, 2023 vs UTEP
1, 2x / December 21, 202 at Arkansas*	3PT Made	N/A
2 / December 20, 2019 at Texas Tech*	3PT Attempted	N/A
4 / January 25, 2020 at Prairie View A&M*	FT Made	N/A
5 / December 29, 2020 at Oklahoma*	FT Attempted	N/A
28 / December 29, 2020 at Oklahoma*	Minutes	14 / December 3, 2023 vs UTEP

2023-24 STATISTICS

#30 SAM-GRANT, Nissa

Opponent	Date	GS	MIN	Total		3-Pointers		Free throws		Rebounds				PF	A	TO	BLK	STL	PTS	AVG
				FG-FGA	PCT	3FG-3FGA	PCT	FT-FTA	PCT	OFF	DEF	TOT	AVG							
at Arizona St.	11/06/2023		01:18	0-0	.000	0-0	.000	0-0	.000	0	0	0	0.0	0	0	0	0	0	0	0.0
at A&M-Corpus Christi	11/15/2023		03:09	1-1	1.000	0-0	.000	0-0	.000	0	1	1	0.5	2	0	0	1	0	2	1.0
at Texas Tech	11/20/2023		04:37	0-0	.000	0-0	.000	0-0	.000	0	0	0	0.3	0	0	0	0	0	0	0.7
at Sam Houston	11/25/2023		01:47	0-0	.000	0-0	.000	0-0	.000	0	0	0	0.3	0	0	1	1	0	0	0.5
UTEP	12/03/2023		14:17	2-3	.667	0-0	.000	0-0	.000	0	3	3	0.8	1	1	0	3	0	4	1.2
Totals		0	25:08	3-4	.750	0-0	.000	0-0	.000	0	4	4	0.8	3	1	1	5	0	6	1.2

Player Averages

Games Played	Minutes/game	Points/game	FG Pct	3FG Pct	FT Pct	Rebounds/game	Assists/game	Turnovers/game	Assist/Turnover ratio	Steals/game	Blocks/game
5	5.0	1.2	75.0	0.0	0.0	0.8	0.2	0.2	1.0	0.0	1.0

PLAYER GAME-BY-GAME STATISTICS

32

JORDYN JENKINS

Senior • Forward • 6-0 • Kent, Washington • Kentridge HS • Southern California



Jenkins' Career and 2023-24 Game Highs (* at USC)

Career / Last	Category	2023-24 / Last
40 / February 20, 2023 at North Texas	Points	N/A
16 / January 4, 2023 vs Middle Tennessee	Rebounds	N/A
5 / January 16, 2022 vs Washington*	Assists	N/A
4 / November 26, 2022 vs St. John's	Steals	N/A
4 / November 30, 2022 at Texas State	Blocks	N/A
15 / January 11, 2023 vs UTEP	FG Made	N/A
22 / January 11, 2023 vs UTEP	FG Attempted	N/A
3, 4x / February 20, 2023 at North Texas	3PT Made	N/A
6 / March 8, 2023 vs Florida Atlantic	3PT Attempted	N/A
13 / February 20, 2023 at North Texas	FT Made	N/A
16 / February 20, 2023 at North Texas	FT Attempted	N/A
39 / February 20, 2023 at North Texas	Minutes	N/A

HAS YET TO APPEAR IN THE 2023-24 SEASON

2023-24 ROADRUNNER WOMEN'S BASKETBALL STATS



PLAYER SEASON / CAREER STATISTICS



Summary

Player	Season Statistics										Career Statistics									
	GP-GS	MIN/G	FG%	3FG%	FT%	R/G	A/G	STL	BLK	PTS/G	GP-GS	MIN/G	FG%	3FG%	FT%	R/G	A/G	STL	BLK	PTS/G
ATWOOD, Hailey	8-3	10.9	.125	.000	1.000	1.4	0.6	0	1	0.5	66-35	20.6	.322	.160	.609	3.4	0.9	27	11	3.4
COCKRELL, Madison	6-0	5.1	.400	.667	1.000	1.2	0.3	3	0	1.8	23-2	9.7	.371	.360	.647	1.4	0.7	13	0	2.9
COLEMAN, Elyssa	8-8	26.2	.469	.333	.455	6.5	0.3	4	17	10.3	70-56	24.3	.428	.205	.651	5.9	0.5	33	112	8.8
GUTTADAURO, Siena	7-0	12.4	.414	.385	.500	0.9	0.7	0	0	5.0	35-3	12.1	.307	.305	.583	1.1	0.7	9	1	3.0
LINTON, Maya	7-6	20.4	.382	.000	.609	6.0	0.4	10	0	5.7	38-7	16.2	.398	.000	.636	4.0	0.4	23	8	2.8
LOVE, Sidney	8-8	31.8	.455	.250	.865	3.5	2.9	12	2	13.4	37-32	29.4	.432	.327	.830	3.6	2.4	49	6	10.8
LUCIO, Emma	2-0	8.5	.333	.500	.000	1.0	0.0	0	0	1.5	2-0	8.5	.333	.500	.000	1.0	0.0	0	0	1.5
MCGUIRE, Kyleigh	2-0	7.5	1.000	.000	1.000	2.5	1.0	0	0	3.0	44-7	9.6	.390	.000	.578	2.0	0.2	6	3	1.6
PARKER, Alexis	8-3	12.1	.200	.000	.250	1.4	0.6	4	1	1.4	32-4	12.5	.329	.212	.308	1.2	0.7	15	2	1.9
PROCTOR, Aysia	8-2	20.9	.500	.167	.500	5.4	0.9	3	3	6.8	8-2	20.9	.500	.167	.500	5.4	0.9	3	3	6.8
ROWE, Cheyenne	8-0	11.2	.474	.000	.538	3.9	0.5	1	2	3.1	24-0	9.7	.585	.000	.556	2.9	0.3	3	6	2.6
SAM-GRANT, Nissa	5-0	5.0	.750	.000	.000	0.8	0.2	0	5	1.2	5-0	5.0	.750	.000	.000	0.8	0.2	0	5	1.2
UDO, Idara	8-2	18.3	.421	.000	.478	6.3	0.4	4	12	5.4	8-2	18.3	.421	.000	.478	6.3	0.4	4	12	5.4
WHITE, Kyra	8-8	35.2	.330	.313	.667	4.9	4.3	8	10	11.3	117-62	23.0	.355	.276	.673	2.8	2.6	91	62	4.1

Scoring

Player	Season Statistics								Career Statistics							
	FG-FGA	FG%	3FG-3FGA	3FG%	FT-FTA	FT%	PTS	PTS/G	FG-FGA	FG%	3FG-3FGA	3FG%	FT-FTA	FT%	PTS	PTS/G
ATWOOD, Hailey	1-8	.125	0-1	.000	2-2	1.000	4	0.5	91-283	.322	13-81	.160	28-46	.609	223	3.4
COCKRELL, Madison	4-10	.400	2-3	.667	1-1	1.000	11	1.8	23-62	.371	9-25	.360	11-17	.647	66	2.9
COLEMAN, Elyssa	38-81	.469	1-3	.333	5-11	.455	82	10.3	258-603	.428	8-39	.205	95-146	.651	619	8.8
GUTTADAURO, Siena	12-29	.414	10-26	.385	1-2	.500	35	5.0	35-114	.307	29-95	.305	7-12	.583	106	3.0
LINTON, Maya	13-34	.382	0-3	.000	14-23	.609	40	5.7	39-98	.398	0-4	.000	28-44	.636	106	2.8
LOVE, Sidney	35-77	.455	5-20	.250	32-37	.865	107	13.4	143-331	.432	34-104	.327	78-94	.830	398	10.8
LUCIO, Emma	1-3	.333	1-2	.500	0-0	.000	3	1.5	1-3	.333	1-2	.500	0-0	.000	3	1.5
MCGUIRE, Kyleigh	2-2	1.000	0-0	.000	2-2	1.000	6	3.0	23-59	.390	0-0	.000	26-45	.578	72	1.6
PARKER, Alexis	4-20	.200	0-7	.000	3-12	.250	11	1.4	23-70	.329	7-33	.212	8-26	.308	61	1.9
PROCTOR, Aysia	25-50	.500	2-12	.167	2-4	.500	54	6.8	25-50	.500	2-12	.167	2-4	.500	54	6.8
ROWE, Cheyenne	9-19	.474	0-0	.000	7-13	.538	25	3.1	24-41	.585	0-0	.000	15-27	.556	63	2.6
SAM-GRANT, Nissa	3-4	.750	0-0	.000	0-0	.000	6	1.2	3-4	.750	0-0	.000	0-0	.000	6	1.2
UDO, Idara	16-38	.421	0-0	.000	11-23	.478	43	5.4	16-38	.421	0-0	.000	11-23	.478	43	5.4
WHITE, Kyra	30-91	.330	10-32	.313	20-30	.667	90	11.3	182-512	.355	47-170	.276	66-98	.673	477	4.1

Totals

Player	Season Statistics										Career Statistics									
	O-REB	D-REB	TOTAL	PF	FO	A	TO	A/TO	O-REB	D-REB	TOTAL	PF	FO	A	TO	A/TO				
ATWOOD, Hailey	3	8	11	13	0	5	11	0.5	86	140	226	120	0	60	102	0.6				
COCKRELL, Madison	2	5	7	3	0	2	5	0.4	9	23	32	27	1	17	25	0.7				
COLEMAN, Elyssa	15	37	52	26	3	2	21	0.1	164	246	410	207	11	33	134	0.2				
GUTTADAURO, Siena	2	4	6	4	0	5	8	0.6	11	27	38	15	0	25	27	0.9				
LINTON, Maya	19	23	42	26	3	3	8	0.4	69	83	152	111	4	16	45	0.4				
LOVE, Sidney	4	24	28	20	1	23	24	1.0	35	99	134	97	1	90	105	0.9				
LUCIO, Emma	0	2	2	1	0	0	2	0.0	0	2	2	1	0	0	2	0.0				
MCGUIRE, Kyleigh	1	4	5	2	0	2	2	1.0	39	51	90	76	3	9	25	0.4				
PARKER, Alexis	5	6	11	7	0	5	11	0.5	13	26	39	36	0	23	27	0.9				
PROCTOR, Aysia	11	32	43	15	1	7	20	0.4	11	32	43	15	1	7	20	0.4				
ROWE, Cheyenne	16	15	31	8	0	4	3	1.3	39	31	70	32	1	6	11	0.5				
SAM-GRANT, Nissa	0	4	4	3	0	1	1	1.0	0	4	4	3	0	1	1	1.0				
UDO, Idara	21	29	50	22	2	3	12	0.3	21	29	50	22	2	3	12	0.3				
WHITE, Kyra	6	33	39	15	0	34	26	1.3	46	284	330	188	3	304	240	1.3				

2023-24 ROADRUNNER WOMEN'S BASKETBALL STATS



TEAM AND OPPONENTS STATISTICS



	UTSA	OPP
Scoring	517	500
Points per game	64.6	62.5
Scoring margin	+2.1	-
Field goals-att	193-466	171-488
Field goal pct	.414	.350
3 point fg-att	31-109	44-160
3-point FG pct	.284	.275
3-pt FG made per game	3.9	5.5
Free throws-att	100-160	114-184
Free throw pct	.625	.620
F-Throws made per game	12.5	14.3
Rebounds	367	271
Rebounds per game	45.9	33.9
Rebounding margin	+12.0	-
Assists	96	94
Assists per game	12.0	11.8
Turnovers	160	105
Turnovers per game	20.0	13.1
Turnover margin	-6.9	-
Assist/turnover ratio	0.6	0.9
Steals	49	77
Steals per game	6.1	9.6
Blocks	53	18
Blocks per game	6.6	2.3
Winning streak	1	-
Home win streak	1	-
Attendance	3173	6822
Home games-Avg/Game	3-1058	5-1364
Neutral site-Avg/Game	-	0-0

Score by Periods

Team	1st	2nd	3rd	4th	OT	TOT
UTSA	116	104	129	150	18	517
Opponents	132	135	102	112	19	500

2023-24 ROADRUNNER WOMEN'S BASKETBALL STATS



INDIVIDUAL GAME HIGHS



POINTS	26		Sidney Love at UT Arlington (11/18/2023)
	23		Elyssa Coleman vs UTEP (12/03/2023)
	19		Aysia Proctor vs New Mexico St. (11/10/2023)
	18		Sidney Love at Texas Tech (11/20/2023)
	18		Kyra White at A&M-Corpus Christi (11/15/2023)
FIELD GOALS MADE	11		Elyssa Coleman vs UTEP (12/03/2023)
	8		Elyssa Coleman at Sam Houston (11/25/2023)
	8		Aysia Proctor vs New Mexico St. (11/10/2023)
FIELD GOAL ATTEMPTS	17		Kyra White vs New Mexico St. (11/10/2023)
	16		Kyra White at Sam Houston (11/25/2023)
FIELD GOAL PERCENTAGE (min 5 made)	.889	(8-9)	Aysia Proctor vs New Mexico St. (11/10/2023)
	.846	(11-13)	Elyssa Coleman vs UTEP (12/03/2023)
3 PT FG MADE	4		Siena Guttadauro vs UTEP (12/03/2023)
	3		Siena Guttadauro vs Texas St. (11/30/2023)
	3		Kyra White at Texas Tech (11/20/2023)
	3		Kyra White at A&M-Corpus Christi (11/15/2023)
3 PT FG ATTEMPTS	8		Kyra White vs New Mexico St. (11/10/2023)
	6		Siena Guttadauro vs Texas St. (11/30/2023)
	6		Kyra White at A&M-Corpus Christi (11/15/2023)
	6		Siena Guttadauro at Arizona St. (11/06/2023)
3 PT FG PERCENTAGE (min 2 made)	.800	(4-5)	Siena Guttadauro vs UTEP (12/03/2023)
	.667	(2-3)	Aysia Proctor vs New Mexico St. (11/10/2023)
FREE THROWS MADE	13		Sidney Love at UT Arlington (11/18/2023)
	5		Sidney Love at Sam Houston (11/25/2023)
	5		Kyra White at A&M-Corpus Christi (11/15/2023)
FREE THROW ATTEMPTS	15		Sidney Love at UT Arlington (11/18/2023)
	8		Maya Linton at Sam Houston (11/25/2023)
FREE THROW PERCENTAGE (min 3 made)	1.000	(4-4)	Sidney Love at A&M-Corpus Christi (11/15/2023)
	1.000	(3-3)	Kyra White at Sam Houston (11/25/2023)
	1.000	(3-3)	Sidney Love at Texas Tech (11/20/2023)
	1.000	(3-3)	Maya Linton vs New Mexico St. (11/10/2023)
REBOUNDS	11		Idara Udo vs New Mexico St. (11/10/2023)
	10		Maya Linton at UT Arlington (11/18/2023)
ASSISTS	7		Kyra White vs UTEP (12/03/2023)
	7		Sidney Love vs UTEP (12/03/2023)
STEALS	3		Sidney Love at Sam Houston (11/25/2023)
	3		Sidney Love at A&M-Corpus Christi (11/15/2023)
	3		Kyra White vs New Mexico St. (11/10/2023)
	3		Maya Linton at Arizona St. (11/06/2023)
BLOCKED SHOTS	4		Kyra White vs Texas St. (11/30/2023)
	4		Idara Udo vs Texas St. (11/30/2023)
	4		Elyssa Coleman vs New Mexico St. (11/10/2023)
TURNOVERS	6		Kyra White at Sam Houston (11/25/2023)
	6		Kyra White at Texas Tech (11/20/2023)
	6		Aysia Proctor at Texas Tech (11/20/2023)
FOULS	5		Aysia Proctor vs Texas St. (11/30/2023)
	5		Elyssa Coleman at Sam Houston (11/25/2023)
	5		Idara Udo at Texas Tech (11/20/2023)
	5		Sidney Love at Texas Tech (11/20/2023)
	5		Maya Linton at UT Arlington (11/18/2023)
	5		Elyssa Coleman at A&M-Corpus Christi (11/15/2023)
	5		Idara Udo at A&M-Corpus Christi (11/15/2023)
	5		Maya Linton vs New Mexico St. (11/10/2023)
	5		Elyssa Coleman at Arizona St. (11/06/2023)
	5		Maya Linton at Arizona St. (11/06/2023)

2023-24 ROADRUNNER WOMEN'S BASKETBALL STATS



OPPONENTS INDIVIDUAL GAME HIGHS



POINTS	18		Bailey Maupin at Texas Tech (11/20/2023)
	17		Aaliyah Stanton vs UTEP (12/03/2023)
	17		Alecia Westbrook at A&M-Corpus Christi (11/15/2023)
	17		Tylie Jones vs New Mexico St. (11/10/2023)
	17		Jaddan Simmons at Arizona St. (11/06/2023)
FIELD GOALS MADE	7		Aaliyah Stanton vs UTEP (12/03/2023)
	6		Tylie Jones vs New Mexico St. (11/10/2023)
FIELD GOAL ATTEMPTS	17		Sydnee Kemp at Sam Houston (11/25/2023)
	15		Jordyn Merritt at Texas Tech (11/20/2023)
FIELD GOAL PERCENTAGE (min 5 made)	.714	(5-7)	Mireia Aguado at A&M-Corpus Christi (11/15/2023)
	.583	(7-12)	Aaliyah Stanton vs UTEP (12/03/2023)
3 PT FG MADE	4		Tylie Jones vs New Mexico St. (11/10/2023)
	3		Aaliyah Stanton vs UTEP (12/03/2023)
	3		Bailey Maupin at Texas Tech (11/20/2023)
	3		Jalyn Brown at Arizona St. (11/06/2023)
	3		Maggie Besselink at Arizona St. (11/06/2023)
3 PT FG ATTEMPTS	9		Sydnee Kemp at Sam Houston (11/25/2023)
	7		Bailey Maupin at Texas Tech (11/20/2023)
	7		Trayanna Crisp at Arizona St. (11/06/2023)
	7		Jalyn Brown at Arizona St. (11/06/2023)
3 PT FG PERCENTAGE (min 2 made)	.800	(4-5)	Tylie Jones vs New Mexico St. (11/10/2023)
	.750	(3-4)	Maggie Besselink at Arizona St. (11/06/2023)
FREE THROWS MADE	10		Jaddan Simmons at Arizona St. (11/06/2023)
	8		Erin Wilson vs UTEP (12/03/2023)
FREE THROW ATTEMPTS	12		Jaddan Simmons at Arizona St. (11/06/2023)
	11		Alecia Westbrook at A&M-Corpus Christi (11/15/2023)
FREE THROW PERCENTAGE (min 3 made)	1.000	(8-8)	Erin Wilson vs UTEP (12/03/2023)
	.875	(7-8)	Bailey Maupin at Texas Tech (11/20/2023)
REBOUNDS	11		Jaylin Foster vs Texas St. (11/30/2023)
	10		Avery Brittingham at UT Arlington (11/18/2023)
ASSISTS	5		Avery Brittingham at UT Arlington (11/18/2023)
	5		Alecia Westbrook at A&M-Corpus Christi (11/15/2023)
STEALS	4		Jane Asinde vs UTEP (12/03/2023)
	4		Jordyn Merritt at Texas Tech (11/20/2023)
	4		Sabou Gueye vs New Mexico St. (11/10/2023)
	4		Jaddan Simmons at Arizona St. (11/06/2023)
BLOCKED SHOTS	4		Nabaweeyah McGill at A&M-Corpus Christi (11/15/2023)
	2		Jordyn Merritt at Texas Tech (11/20/2023)
	2		Alecia Westbrook at A&M-Corpus Christi (11/15/2023)
TURNOVERS	6		Mireia Aguado at A&M-Corpus Christi (11/15/2023)
	5		Adela Valkova at UT Arlington (11/18/2023)
	5		Jalyn Brown at Arizona St. (11/06/2023)
FOULS	5		Tiffany Tullis vs Texas St. (11/30/2023)
	5		Diana Rosenthal at Sam Houston (11/25/2023)
	5		Gia Adams at UT Arlington (11/18/2023)
	5		Nabaweeyah McGill at A&M-Corpus Christi (11/15/2023)

2023-24 ROADRUNNER WOMEN'S BASKETBALL STATS



STATISTICAL LEADERS



Points

##	Player	G	Pts	Pts/G
11	Love, Sidney	8	107	13.4
22	White, Kyra	8	90	11.3
0	Coleman, Elyssa	8	82	10.3
12	Proctor, Aysia	8	54	6.8
25	Udo, Idara	8	43	5.4
20	Linton, Maya	7	40	5.7
4	Guttadauro, Siena	7	35	5.0
21	Rowe, Cheyenne	8	25	3.1
5	Cockrell, Madison	6	11	1.8
2	Parker, Alexis	8	11	1.4
23	McGuire, Kyleigh	2	6	3.0
30	Sam-Grant, Nissa	5	6	1.2
1	Atwood, Hailey	8	4	0.5
3	Lucio, Emma	2	3	1.5

Scoring Average

##	Player	G	Pts	Pts/G
11	Love, Sidney	8	107	13.4
22	White, Kyra	8	90	11.3
0	Coleman, Elyssa	8	82	10.3
12	Proctor, Aysia	8	54	6.8
20	Linton, Maya	7	40	5.7
25	Udo, Idara	8	43	5.4
4	Guttadauro, Siena	7	35	5.0
21	Rowe, Cheyenne	8	25	3.1
23	McGuire, Kyleigh	2	6	3.0
5	Cockrell, Madison	6	11	1.8
3	Lucio, Emma	2	3	1.5
2	Parker, Alexis	8	11	1.4
30	Sam-Grant, Nissa	5	6	1.2
1	Atwood, Hailey	8	4	0.5

Field Goal Percentage

##	Player	FG	Att	Pct
23	McGuire, Kyleigh	2	2	1.000
30	Sam-Grant, Nissa	3	4	.750
12	Proctor, Aysia	25	50	.500
21	Rowe, Cheyenne	9	19	.474
0	Coleman, Elyssa	38	81	.469
11	Love, Sidney	35	77	.455
25	Udo, Idara	16	38	.421
4	Guttadauro, Siena	12	29	.414
5	Cockrell, Madison	4	10	.400
20	Linton, Maya	13	34	.382
3	Lucio, Emma	1	3	.333
22	White, Kyra	30	91	.330
2	Parker, Alexis	4	20	.200
1	Atwood, Hailey	1	8	.125

Field Goal Attempts

##	Player	G	Att	Att/G
22	White, Kyra	8	91	11.4
0	Coleman, Elyssa	8	81	10.1
11	Love, Sidney	8	77	9.6
12	Proctor, Aysia	8	50	6.3
25	Udo, Idara	8	38	4.8

Field Goals Made

##	Player	G	Made	Made/G
0	Coleman, Elyssa	8	38	4.8
11	Love, Sidney	8	35	4.4
22	White, Kyra	8	30	3.8
12	Proctor, Aysia	8	25	3.1
25	Udo, Idara	8	16	2.0

2023-24 ROADRUNNER WOMEN'S BASKETBALL STATS



STATISTICAL LEADERS CONT.



3-Point FG Percentage

##	Player	3FG	Att	Pct
5	Cockrell, Madison	2	3	.667
3	Lucio, Emma	1	2	.500
4	Guttadauro, Siena	10	26	.385
0	Coleman, Elyssa	1	3	.333
22	White, Kyra	10	32	.313
11	Love, Sidney	5	20	.250
12	Proctor, Aysia	2	12	.167

3-Point FG Attempts

##	Player	G	Att	Att/G
22	White, Kyra	8	32	4.0
4	Guttadauro, Siena	7	26	3.7
11	Love, Sidney	8	20	2.5
12	Proctor, Aysia	8	12	1.5
2	Parker, Alexis	8	7	0.9

3-Point FG Made

##	Player	G	Made	Made/G
22	White, Kyra	8	10	1.3
4	Guttadauro, Siena	7	10	1.4
11	Love, Sidney	8	5	0.6
12	Proctor, Aysia	8	2	0.3
5	Cockrell, Madison	6	2	0.3

Free Throw Percentage

##	Player	Made	Att	Pct
23	McGuire, Kyleigh	2	2	1.000
5	Cockrell, Madison	1	1	1.000
1	Atwood, Hailey	2	2	1.000
11	Love, Sidney	32	37	.865
22	White, Kyra	20	30	.667
20	Linton, Maya	14	23	.609
21	Rowe, Cheyenne	7	13	.538
12	Proctor, Aysia	2	4	.500
4	Guttadauro, Siena	1	2	.500
25	Udo, Idara	11	23	.478
0	Coleman, Elyssa	5	11	.455
2	Parker, Alexis	3	12	.250

Free Throw Attempts

##	Player	G	Att	Att/G
11	Love, Sidney	8	37	4.6
22	White, Kyra	8	30	3.8
20	Linton, Maya	7	23	3.3
25	Udo, Idara	8	23	2.9
21	Rowe, Cheyenne	8	13	1.6

Free Throws Made

##	Player	G	Made	Made/G
11	Love, Sidney	8	32	4.0
22	White, Kyra	8	20	2.5
20	Linton, Maya	7	14	2.0
25	Udo, Idara	8	11	1.4
21	Rowe, Cheyenne	8	7	0.9

Rebounds

##	Player	G	Reb	Reb/G
0	Coleman, Elyssa	8	52	6.5
25	Udo, Idara	8	50	6.3
12	Proctor, Aysia	8	43	5.4
20	Linton, Maya	7	42	6.0
22	White, Kyra	8	39	4.9

Assists

##	Player	G	Ast	Ast/G
22	White, Kyra	8	34	4.3
11	Love, Sidney	8	23	2.9
12	Proctor, Aysia	8	7	0.9
4	Guttadauro, Siena	7	5	0.7
2	Parker, Alexis	8	5	0.6

Rebounds Average

##	Player	G	Reb	Reb/G
0	Coleman, Elyssa	8	52	6.5
25	Udo, Idara	8	50	6.3
20	Linton, Maya	7	42	6.0
12	Proctor, Aysia	8	43	5.4
22	White, Kyra	8	39	4.9

Steals

##	Player	G	Stl	Stl/G
11	Love, Sidney	8	12	1.5
20	Linton, Maya	7	10	1.4
22	White, Kyra	8	8	1.0
0	Coleman, Elyssa	8	4	0.5
25	Udo, Idara	8	4	0.5

2023-24 ROADRUNNER WOMEN'S BASKETBALL STATS



STATISTICAL LEADERS CONT.



Offensive Rebounds

##	Player	G	OReb	OReb/G
25	Udo, Idara	8	21	2.6
20	Linton, Maya	7	19	2.7
21	Rowe, Cheyenne	8	16	2.0
0	Coleman, Elyssa	8	15	1.9
12	Proctor, Aysia	8	11	1.4

Blocked Shots

##	Player	G	Blk	Blk/G
0	Coleman, Elyssa	8	17	2.1
25	Udo, Idara	8	12	1.5
22	White, Kyra	8	10	1.3
30	Sam-Grant, Nissa	5	5	1.0
12	Proctor, Aysia	8	3	0.4

Defensive Rebounds

##	Player	G	DReb	DReb/G
0	Coleman, Elyssa	8	37	4.6
22	White, Kyra	8	33	4.1
12	Proctor, Aysia	8	32	4.0
25	Udo, Idara	8	29	3.6
11	Love, Sidney	8	24	3.0

Minutes

##	Player	G	Min	Min/G
22	White, Kyra	8	281	35:10
11	Love, Sidney	8	254	31:47
0	Coleman, Elyssa	8	210	26:12
12	Proctor, Aysia	8	167	20:54
25	Udo, Idara	8	147	18:21

Fouls

##	Player	G	PF	PF/G
0	Coleman, Elyssa	8	26	3.3
20	Linton, Maya	7	26	3.7
25	Udo, Idara	8	22	2.8
11	Love, Sidney	8	20	2.5
22	White, Kyra	8	15	1.9

Turnovers

##	Player	G	TO	TO/G
22	White, Kyra	8	26	3.3
11	Love, Sidney	8	24	3.0
0	Coleman, Elyssa	8	21	2.6
12	Proctor, Aysia	8	20	2.5
25	Udo, Idara	8	12	1.5

Foul Outs

##	Player	G	FO
0	Coleman, Elyssa	8	3
20	Linton, Maya	7	3
25	Udo, Idara	8	2
11	Love, Sidney	8	1
12	Proctor, Aysia	8	1

2023-24 ROADRUNNER WOMEN'S BASKETBALL STATS



TEAM GAME-BY-GAME



Game Records

Record	Overall	Home	Away	Neutral
ALL GAMES	5-3	2-1	3-2	0-0
CONFERENCE	0-0	0-0	0-0	0-0
NON-CONFERENCE	5-3	2-1	3-2	0-0

Team Results

Date	Opponent		Score	Att.	High Points	High Rebounds
11/06/2023	at Arizona St.	L	55-70	821	(10) LINTON, Maya (10) UDO, Idara	(9) ROWE, Cheyenne (9) UDO, Idara
11/10/2023	New Mexico St.	W	58-55	712	(19) PROCTOR, Aysia	(11) UDO, Idara
11/15/2023	at A&M-Corpus Christi	Wot	66-59	779	(18) WHITE, Kyra	(7) LINTON, Maya (7) ROWE, Cheyenne
11/18/2023	at UT Arlington	W	70-66	832	(26) LOVE, Sidney	(10) LINTON, Maya
11/20/2023	at Texas Tech	L	58-63	4155	(18) LOVE, Sidney	(8) WHITE, Kyra (8) COLEMAN, Elyssa
11/25/2023	at Sam Houston	W	63-56	235	(17) COLEMAN, Elyssa	(8) PROCTOR, Aysia
11/30/2023	Texas St.	Lot	57-65	1535	(11) COLEMAN, Elyssa (11) GUTTADAURO, Siena (11) LOVE, Sidney	(9) COLEMAN, Elyssa
12/03/2023	UTEP	W	90-66	926	(23) COLEMAN, Elyssa	(8) COLEMAN, Elyssa

Attendance Summary

	Games	Attend	Avg/Game
Home	3	3173	1058
Away	5	6822	1364
Neutral	0	0	0
Total	8	9995	1249

2023-24 ROADRUNNER WOMEN'S BASKETBALL STATS



TEAM GAME HIGHS



POINTS	90	UTEP (12/03/2023)
	70	at UT Arlington (11/18/2023)
	66	at A&M-Corpus Christi (11/15/2023)
	63	at Sam Houston (11/25/2023)
	58	at Texas Tech (11/20/2023)
	58	New Mexico St. (11/10/2023)
FIELD GOALS MADE	35	UTEP (12/03/2023)
	24	at UT Arlington (11/18/2023)
	24	at A&M-Corpus Christi (11/15/2023)
FIELD GOAL ATTEMPTS	67	Texas St. (11/30/2023)
	64	at A&M-Corpus Christi (11/15/2023)
FIELD GOAL PERCENTAGE	.583 (35-60)	UTEP (12/03/2023)
	.451 (23-51)	at Texas Tech (11/20/2023)
3 PT FG MADE	8	UTEP (12/03/2023)
	5	at A&M-Corpus Christi (11/15/2023)
3 PT FG ATTEMPTS	18	UTEP (12/03/2023)
	18	at A&M-Corpus Christi (11/15/2023)
	18	New Mexico St. (11/10/2023)
3 PT FG PERCENTAGE	.500 (2-4)	at Sam Houston (11/25/2023)
	.444 (8-18)	UTEP (12/03/2023)
FREE THROWS MADE	20	at UT Arlington (11/18/2023)
	17	at Sam Houston (11/25/2023)
FREE THROW ATTEMPTS	29	at Sam Houston (11/25/2023)
	29	at UT Arlington (11/18/2023)
FREE THROW PERCENTAGE	.800 (12-15)	UTEP (12/03/2023)
	.722 (13-18)	at A&M-Corpus Christi (11/15/2023)
REBOUNDS	53	at Sam Houston (11/25/2023)
	48	at A&M-Corpus Christi (11/15/2023)
ASSISTS	22	UTEP (12/03/2023)
	15	at UT Arlington (11/18/2023)
	15	at A&M-Corpus Christi (11/15/2023)
STEALS	9	at A&M-Corpus Christi (11/15/2023)
	9	New Mexico St. (11/10/2023)
BLOCKED SHOTS	11	Texas St. (11/30/2023)
	9	at Sam Houston (11/25/2023)
TURNOVERS	31	at Texas Tech (11/20/2023)
	23	at Sam Houston (11/25/2023)
FOULS	28	at A&M-Corpus Christi (11/15/2023)
	25	at Arizona St. (11/06/2023)

2023-24 ROADRUNNER WOMEN'S BASKETBALL STATS



OPPONENT GAME HIGHS



POINTS	70	at Arizona St. (11/06/2023)
	66	UTEP (12/03/2023)
	66	at UT Arlington (11/18/2023)
	65	Texas St. (11/30/2023)
	63	at Texas Tech (11/20/2023)
FIELD GOALS MADE	25	at UT Arlington (11/18/2023)
	24	UTEP (12/03/2023)
FIELD GOAL ATTEMPTS	69	Texas St. (11/30/2023)
	69	at Sam Houston (11/25/2023)
FIELD GOAL PERCENTAGE	.403 (25-62)	at UT Arlington (11/18/2023)
	.392 (20-51)	at A&M-Corpus Christi (11/15/2023)
3 PT FG MADE	9	at Arizona St. (11/06/2023)
	7	at Texas Tech (11/20/2023)
3 PT FG ATTEMPTS	26	at Arizona St. (11/06/2023)
	24	at Sam Houston (11/25/2023)
	24	at Texas Tech (11/20/2023)
3 PT FG PERCENTAGE	.353 (6-17)	New Mexico St. (11/10/2023)
	.346 (9-26)	at Arizona St. (11/06/2023)
FREE THROWS MADE	18	at Sam Houston (11/25/2023)
	17	at Arizona St. (11/06/2023)
FREE THROW ATTEMPTS	32	at A&M-Corpus Christi (11/15/2023)
	28	at Arizona St. (11/06/2023)
FREE THROW PERCENTAGE	.813 (13-16)	UTEP (12/03/2023)
	.692 (18-26)	at Sam Houston (11/25/2023)
REBOUNDS	49	Texas St. (11/30/2023)
	37	at Sam Houston (11/25/2023)
ASSISTS	19	at UT Arlington (11/18/2023)
	15	UTEP (12/03/2023)
STEALS	16	at Texas Tech (11/20/2023)
	12	at Sam Houston (11/25/2023)
	12	at Arizona St. (11/06/2023)
BLOCKED SHOTS	6	at A&M-Corpus Christi (11/15/2023)
	3	Texas St. (11/30/2023)
	3	at Texas Tech (11/20/2023)
TURNOVERS	17	at A&M-Corpus Christi (11/15/2023)
	15	at UT Arlington (11/18/2023)
FOULS	25	at Sam Houston (11/25/2023)
	25	at Arizona St. (11/06/2023)

2023-24 ROADRUNNER WOMEN'S BASKETBALL STATS



TEAM GAME LOWS



POINTS	55		at Arizona St. (11/06/2023)
	57		Texas St. (11/30/2023)
	58		at Texas Tech (11/20/2023)
	58		New Mexico St. (11/10/2023)
	63		at Sam Houston (11/25/2023)
FIELD GOALS MADE	20		at Arizona St. (11/06/2023)
	22		at Sam Houston (11/25/2023)
	22		New Mexico St. (11/10/2023)
FIELD GOAL ATTEMPTS	51		at Sam Houston (11/25/2023)
	51		at Texas Tech (11/20/2023)
FIELD GOAL PERCENTAGE	.343	(23-67)	Texas St. (11/30/2023)
	.345	(20-58)	at Arizona St. (11/06/2023)
3 PT FG MADE	2		at Sam Houston (11/25/2023)
	2		at UT Arlington (11/18/2023)
	2		at Arizona St. (11/06/2023)
3 PT FG ATTEMPTS	4		at Sam Houston (11/25/2023)
	10		at UT Arlington (11/18/2023)
3 PT FG PERCENTAGE	.154	(2-13)	at Arizona St. (11/06/2023)
	.200	(2-10)	at UT Arlington (11/18/2023)
FREE THROWS MADE	7		Texas St. (11/30/2023)
	8		at Texas Tech (11/20/2023)
FREE THROW ATTEMPTS	12		Texas St. (11/30/2023)
	14		at Texas Tech (11/20/2023)
FREE THROW PERCENTAGE	.526	(10-19)	New Mexico St. (11/10/2023)
	.542	(13-24)	at Arizona St. (11/06/2023)
REBOUNDS	42		UTEP (12/03/2023)
	43		at Texas Tech (11/20/2023)
	43		New Mexico St. (11/10/2023)
ASSISTS	6		at Texas Tech (11/20/2023)
	7		at Sam Houston (11/25/2023)
STEALS	1		UTEP (12/03/2023)
	2		Texas St. (11/30/2023)
BLOCKED SHOTS	3		at UT Arlington (11/18/2023)
	5		at A&M-Corpus Christi (11/15/2023)
TURNOVERS	12		Texas St. (11/30/2023)
	17		New Mexico St. (11/10/2023)
FOULS	13		UTEP (12/03/2023)
	16		New Mexico St. (11/10/2023)

2023-24 ROADRUNNER WOMEN'S BASKETBALL STATS



OPPONENT GAME LOWS



POINTS	55		New Mexico St. (11/10/2023)
	56		at Sam Houston (11/25/2023)
	59		at A&M-Corpus Christi (11/15/2023)
	63		at Texas Tech (11/20/2023)
	65		Texas St. (11/30/2023)
FIELD GOALS MADE	17		at Sam Houston (11/25/2023)
	19		New Mexico St. (11/10/2023)
FIELD GOAL ATTEMPTS	51		at A&M-Corpus Christi (11/15/2023)
	54		New Mexico St. (11/10/2023)
FIELD GOAL PERCENTAGE	.246	(17-69)	at Sam Houston (11/25/2023)
	.333	(23-69)	Texas St. (11/30/2023)
3 PT FG MADE	3		at A&M-Corpus Christi (11/15/2023)
	4		at Sam Houston (11/25/2023)
3 PT FG ATTEMPTS	14		at A&M-Corpus Christi (11/15/2023)
	16		UTEP (12/03/2023)
3 PT FG PERCENTAGE	.167	(4-24)	at Sam Houston (11/25/2023)
	.214	(3-14)	at A&M-Corpus Christi (11/15/2023)
FREE THROWS MADE	11		at UT Arlington (11/18/2023)
	11		New Mexico St. (11/10/2023)
FREE THROW ATTEMPTS	16		UTEP (12/03/2023)
	18		at UT Arlington (11/18/2023)
FREE THROW PERCENTAGE	.500	(16-32)	at A&M-Corpus Christi (11/15/2023)
	.550	(11-20)	New Mexico St. (11/10/2023)
REBOUNDS	24		UTEP (12/03/2023)
	30		at Texas Tech (11/20/2023)
	30		at UT Arlington (11/18/2023)
ASSISTS	9		Texas St. (11/30/2023)
	9		New Mexico St. (11/10/2023)
STEALS	6		Texas St. (11/30/2023)
	7		at UT Arlington (11/18/2023)
	7		New Mexico St. (11/10/2023)
BLOCKED SHOTS	0		at Sam Houston (11/25/2023)
	1		New Mexico St. (11/10/2023)
	1		at Arizona St. (11/06/2023)
TURNOVERS	8		Texas St. (11/30/2023)
	11		UTEP (12/03/2023)
FOULS	12		UTEP (12/03/2023)
	14		Texas St. (11/30/2023)

AROUND THE AMERICAN

2023-24 AAC WEEKLY WBB SCHEDULE ALL TIMES ET

Thursday, December 14	
Florida Atlantic vs FIU (ESPN+)	11 a.m.
UTSA vs Houston (ESPN+)	7 p.m.
SMU at Louisiana Tech (ESPN+)	7 p.m.
Temple vs Delaware (ESPN+)	7 p.m.
Friday, December 15	
Tulsa vs Texas Southern (ESPN+)	7:30 p.m.
Saturday, December 16	
Wichita State at Missouri State (ESPN+)	2 p.m.
Florida Atlantic vs Howard (ESPN+)	2 p.m.
Rice vs Prairie View (ESPN+)	2 p.m.
South Florida vs 3/4 NC State (ESPN+)	7 p.m.
Sunday, December 17	
Temple at La Salle (ESPN+)	1 p.m.
UTSA at Oregon (PAC12+)	3 p.m.
Memphis vs RV Mississippi State (ESPN+)	3 p.m.
North Texas at Louisiana (ESPN+)	5 p.m.

For the complete schedule, visit theamerican.org



AMERICAN
ATHLETIC CONFERENCE

2023-24 AAC WEEKLY AWARDS

November 13 Player of the Week: Delanie Crawford, Jr., G, Tulsa Freshman of the Week: Karina Gordon, Fr., G, East Carolina	January 15 Player of the Week: Freshman of the Week:
November 20 Player of the Week: Tiara Young, Gr., G, SMU Freshman of the Week: Vittoria Blasigh, Fr., G, South Florida	January 22 Player of the Week: Freshman of the Week:
November 27 Player of the Week: Temira Poindexter, Jr., F, Tulsa Freshman of the Week: Salese Blow, Fr., G, Wichita State	January 29 Player of the Week: Freshman of the Week:
December 4 Player of the Week: Danae McNeal, East Carolina Freshman of the Week: Jade Weathersby, F, UAB	February 5 Player of the Week: Freshman of the Week:
December 10 Player of the Week: DesiRay Kernal, Gr., F, North Texas Freshman of the Week: Vittoria Blasigh, Fr., G, South Florida	February 12 Player of the Week: Freshman of the Week:
December 18 Player of the Week: Freshman of the Week:	February 19 Player of the Week: Freshman of the Week:
December 25 Player of the Week: Freshman of the Week:	February 26 Player of the Week: Freshman of the Week:
January 1 Player of the Week: Freshman of the Week:	March 4 Player of the Week: Freshman of the Week:
January 8 Player of the Week: Freshman of the Week:	

AP Poll • Dec. 10, 2023

#	School	W-L	Pts.	Prev.
1	South Carolina (36)	9-0	900	1
2	UCLA	9-0	861	2
3	NC State	10-0	800	3
4	Iowa	10-1	754	4
5	Texas	10-0	732	5
6	Southern Cal	8-0	697	6
7	LSU	9-1	679	7
8	Colorado	9-1	651	8
9	Stanford	8-1	608	9
10	Baylor	7-0	572	10
11	Utah	8-2	498	11
T-12	Kansas State	9-1	488	13
T-12	Ohio State	8-1	488	12
14	Notre Dame	7-1	459	14
15	Indiana	8-1	396	16
16	Virginia Tech	7-2	391	15
17	UConn	6-3	343	17
18	Louisville	9-1	314	18
19	Marquette	9-0	252	19
20	Creighton	7-1	171	22
21	Gonzaga	10-2	165	23
22	Florida State	7-3	113	20
23	UNLV	9-0	103	NR
24	Miami (FL)	8-0	100	NR
25	North Carolina	6-4	37	24

RV (In AAC): N/A

2023-24 AAC Standings

School	Div.	Pct.	AAC	Pct.	Ovr.
North Texas	0-0	.000	9-1	.900	W7
UAB	0-0	.000	8-2	.800	W2
South Florida	0-0	.000	7-3	.700	W2
Tulsa	0-0	.000	7-3	.700	W2
East Carolina	0-0	.000	5-3	.625	W3
UTSA	0-0	.000	5-3	.625	W1
Charlotte	0-0	.000	6-4	.600	W1
Florida Atlantic	0-0	.000	4-3	.571	W1
Rice	0-0	.000	5-4	.556	L1
Tulane	0-0	.000	5-4	.556	W2
Temple	0-0	.000	4-5	.444	W1
Memphis	0-0	.000	4-6	.400	W1
Wichita State	0-0	.000	4-6	.400	L2
SMU	0-0	.000	3-5	.375	L5

WBCA Coaches Poll • Dec. 12, 2023

#	School (Record)	Pts.	Prev.	1st
1	South Carolina (9-0)	800	1	32
2	UCLA (9-0)	766	2	0
3	Iowa (10-1)	704	3	0
4	North Carolina State (10-0)	694	5	0
5	Southern California (8-0)	647	6	0
6	LSU (9-1)	643	4	0
7	Texas (10-0)	589	9	0
8	Colorado (9-1)	567	8	0
9	Stanford (8-1)	534	10	0
10	Utah (8-2)	522	7	0
11	Ohio State (8-1)	482	11	0
12	Notre Dame (7-1)	439	12	0
13	Baylor (7-0)	411	14	0
14	Virginia Tech (7-2)	393	13	0
15	Indiana (8-1)	352	15	0
16	Kansas State (9-1)	334	16	0
17	Louisville (9-1)	273	18	0
18	Connecticut (6-3)	272	17	0
19	Marquette (9-0)	238	19	0
20	Creighton (7-1)	169	21	0
21	Gonzaga (10-2)	140	23	0
22	Florida State (7-3)	108	20	0
23	Miami (Fla.) (8-0)	98	26	0
24	UNLV (9-0)	86	28	0
25	North Carolina (6-4)	45	24	0

RV (In AAC): N/A

AROUND THE AMERICAN



CONFERENCE TEAM RANKINGS



Team	Offense				Defense			
	Scoring	FG Pct	3FG Pct	Rebounds	Scoring	FG Pct	3FG Pct	Rebounds
Charlotte	13	10	10	11	2	1	1	1
East Carolina	9	11	12	13	1	7	6	5
Fla. Atlantic	12	6	9	5	6	5	11	11
Memphis	6	13	4	6	13	13	8	14
North Texas	1	1	7	3	4	2	2	8
Rice	7	12	5	8	5	6	9	6
SMU	3	2	1	14	12	12	7	7
South Fla.	10	9	6	2	3	4	14	4
Temple	5	7	13	7	8	11	13	10
Tulane	7	8	2	12	9	8	12	2
Tulsa	4	4	8	9	14	9	10	13
UAB	2	3	3	4	10	10	3	9
UTSA	11	5	11	1	7	3	5	3
Wichita St.	14	14	14	10	11	14	4	12

Team	FT Pct.	3FGs	Blocks	Steals	Assists	Scoring Margin	Rebound Margin	Turnover Margin	Ast/TO Ratio
Charlotte	3	12	10	5	11	7	4	8	11
East Carolina	7	10	6	1	9	2	10	1	9
Fla. Atlantic	11	9	8	11	14	10	8	13	14
Memphis	12	6	2	4	12	13	14	5	12
North Texas	10	11	10	3	4	1	3	4	8
Rice	4	4	12	6	8	6	5	3	6
SMU	6	7	12	8	1	9	13	7	1
South Fla.	5	5	3	14	7	4	2	11	7
Temple	8	8	4	2	5	5	9	2	2
Tulane	2	2	9	7	3	8	7	10	5
Tulsa	9	1	5	13	6	12	10	12	4
UAB	1	3	7	10	2	3	6	9	3
UTSA	14	13	1	12	10	11	1	14	13
Wichita St.	13	14	14	9	13	14	12	6	10

AROUND THE AMERICAN



CONFERENCE INDIVIDUAL LEADERS



To be ranked, a player must appear in at least 75.0% of their team's games.

Scoring

	Player	G	FG	3FG	FT	Pts	AVG
1.	Poindexter, Temira - Tulsa	10	81	24	35	221	22.10
2.	McNeal, Danae - ECU	8	63	14	27	167	20.88
3.	Young, Tiara - SMU	8	60	6	38	164	20.50
4.	Hubbard, Aniya - FAU	6	38	6	27	109	18.17
5.	Moore, Mia - UAB	9	57	9	40	163	18.11
6.	Kernal, DesiRay - UNT	10	52	9	64	177	17.70
	Crawford, Delanie - Tulsa	10	58	27	34	177	17.70
8.	Whittington, Kyren - Tulane	9	50	9	41	150	16.67
9.	Lawrence, Dazia - CLT	10	52	9	51	164	16.40
10.	Griggs, Madison - Mem	10	57	33	16	163	16.30
11.	Blasigh, Vittoria - USF	10	52	31	15	150	15.00
12.	Lampkin, Tommisha - UNT	10	54	0	32	140	14.00
13.	Galic, Marta - Tulane	9	40	17	25	122	13.56
	Pratt, Hannah - Tulane	9	43	22	14	122	13.56
15.	Love, Sidney - UTSA	8	35	5	32	107	13.38
16.	Carter, Kai - Mem	10	55	8	14	132	13.20
17.	Jobe, Tre'Zure - WSU	10	48	10	23	129	12.90
18.	Ennis, Dominique - Rice	9	44	21	6	115	12.78
19.	Moore, Jaaucklyn - UNT	10	41	16	20	118	11.80
20.	Hueston, Tracey - CLT	10	45	1	26	117	11.70

Rebounding

	Player	G	Off	Def	Total	AVG
1.	Moore, Mia - UAB	9	31	56	87	9.67
2.	Kernal, DesiRay - UNT	10	26	67	93	9.30
3.	Periman, Hadley - Tulsa	10	26	53	79	7.90
4.	Joyner, Amiya - ECU	8	34	28	62	7.75
5.	Brito, Carla - USF	10	24	53	77	7.70
6.	Rozentale, Janeta - FAU	7	19	33	52	7.43
7.	Smith, Alasia - Mem	10	33	40	73	7.30
8.	Abies, Daniela - WSU	10	40	30	70	7.00
9.	Piper, Ines - Temple	9	34	27	61	6.78
10.	Lampkin, Tommisha - UNT	10	27	40	67	6.70
11.	Parau, Irina - Tulane	9	12	47	59	6.56
12.	Coleman, Elyssa - UTSA	8	15	37	52	6.50
13.	Moore, Jada - FAU	6	16	22	38	6.33
14.	Udo, Idara - UTSA	8	21	29	50	6.25
15.	Crawford, Delanie - Tulsa	10	7	55	62	6.20
16.	Weathersby, Jade - UAB	9	16	39	55	6.11
17.	Lutje Schipholt, Evelien - USF	10	28	32	60	6.00
	Fisher, Malia - Rice	8	14	34	48	6.00
	Linton, Maya - UTSA	7	19	23	42	6.00
20.	Tucker, Rayne - Temple	9	20	33	53	5.89

Field Goal Percentage (Minimum 5 FGM/G average)

	Player	G	FGM	FGA	Pct.
1.	Lampkin, Tommisha - UNT	10	54	90	.600
2.	Kernal, DesiRay - UNT	10	52	94	.553
3.	Young, Tiara - SMU	8	60	114	.526
4.	Moore, Mia - UAB	9	57	113	.504
5.	Whittington, Kyren - Tulane	9	50	101	.495
6.	Hubbard, Aniya - FAU	6	38	79	.481
7.	Blasigh, Vittoria - USF	10	52	109	.477
8.	Crawford, Delanie - Tulsa	10	58	122	.475
9.	Lawrence, Dazia - CLT	10	52	115	.452
10.	Poindexter, Temira - Tulsa	10	81	185	.438
11.	McNeal, Danae - ECU	8	63	151	.417
12.	Griggs, Madison - Mem	10	57	146	.390
13.	Carter, Kai - Mem	10	55	144	.382

Assists

	Player	G	No.	AVG
1.	DeShields, Denim - UAB	9	54	6.00
2.	Nelson, Aleah - Temple	9	45	5.00
3.	White, Kyra - UTSA	8	34	4.25
4.	Jones, Tamia - SMU	8	32	4.00
5.	Rainey, Kaylah - Tulane	9	35	3.89
6.	Dennis, Micah - ECU	8	30	3.75
	Bradley, Reagan - SMU	8	30	3.75
8.	Wilson, Aerial - USF	10	37	3.70
9.	Gallegos, Katia - Tulsa	10	33	3.30
10.	Porter, Olivia - CLT	10	32	3.20
11.	Parau, Irina - Tulane	9	26	2.89
12.	Love, Sidney - UTSA	8	23	2.88
13.	Scott, Devyn - FAU	7	20	2.86
14.	Moore, Mia - UAB	9	24	2.67
15.	Asensio, Marina - USF	10	26	2.60
	Hardaway, Ereauna - UNT	10	26	2.60
	Smith, Alasia - Mem	10	26	2.60

AROUND THE AMERICAN



CONFERENCE INDIVIDUAL LEADERS CONT.



Free Throw Percentage (Minimum 2.5 FTM/G average)

	Player	G	FTM	FTA	Pct.
1.	Lawrence, Dazia - CLT	10	51	58	.879
2.	Love, Sidney - UTSA	8	32	37	.865
3.	Moore, Mia - UAB	9	40	47	.851
4.	Weathersby, Jade - UAB	9	33	39	.846
5.	Whittington, Kyren - Tulane	9	41	49	.837
6.	McNeal, Danae - ECU	8	27	33	.818
7.	Kernal, DesiRay - UNT	10	64	79	.810
8.	Crawford, Delanie - Tulsa	10	34	42	.810
9.	Galic, Marta - Tulane	9	25	32	.781
10.	DeShields, Denim - UAB	9	23	30	.767
11.	Poindexter, Temira - Tulsa	10	35	47	.745
12.	Moore, Jada - FAU	6	16	22	.727
13.	Hueston, Tracey - CLT	10	26	36	.722
14.	Hubbard, Aniya - FAU	6	27	38	.711
15.	Blow, Salese - WSU	10	29	41	.707

Steals

	Player	G	No.	AVG
1.	McNeal, Danae - ECU	8	35	4.38
2.	Whittington, Kyren - Tulane	9	30	3.33
3.	Jones, Tamia - SMU	8	24	3.00
4.	Jobe, Tre'Zure - WSU	10	22	2.20
	Kernal, DesiRay - UNT	10	22	2.20
6.	Moore, Mia - UAB	9	18	2.00
	DeShields, Denim - UAB	9	18	2.00
	Hubbard, Aniya - FAU	6	12	2.00
9.	Smith, Alasia - Mem	10	18	1.80
10.	Dennis, Micah - ECU	8	14	1.75
	Joyner, Amiya - ECU	8	14	1.75
12.	Smith, Imani - CLT	10	16	1.60
13.	Taylor, Tristen - Temple	9	14	1.56
	Jackson, Destiny - Rice	9	14	1.56
15.	Griggs, Madison - Mem	10	15	1.50
	Love, Sidney - UTSA	8	12	1.50

3-Point FG Percentage (Minimum 1 3FG/G average)

	Player	G	3FG	3FGA	Pct.
1.	Taylor, Tristen - Temple	9	9	18	.500
	Embry, Chantae - SMU	8	14	28	.500
	Busick, Jacee - CLT	10	12	24	.500
4.	Moore, Mia - UAB	9	9	19	.474
5.	Cain, Ki'Ari - Mem	10	12	26	.462
6.	Bershers, Tracey - UAB	9	23	51	.451
7.	Blasigh, Vittoria - USF	10	31	69	.449
8.	Cartwright, Mady - Tulsa	10	18	41	.439
9.	Crawford, Delanie - Tulsa	10	27	62	.435
10.	Bokunewicz, Maya - Rice	9	19	45	.422
11.	Perry, Mya - FAU	7	14	35	.400
12.	Guttadauro, Siena - UTSA	7	10	26	.385
13.	Griggs, Madison - Mem	10	33	87	.379
14.	Jones, Tamia - SMU	8	9	24	.375
15.	Galic, Marta - Tulane	9	17	46	.370
16.	Moore, Jaaucklyn - UNT	10	16	44	.364
17.	Ennis, Dominique - Rice	9	21	60	.350
18.	Dennis, Micah - ECU	8	10	29	.345
19.	Alvarez, Maria - USF	10	12	36	.333
	Hubbard, Aniya - FAU	6	6	18	.333
21.	McNeal, Danae - ECU	8	14	43	.326
22.	Whittington, Kyren - Tulane	9	9	28	.321
23.	Pratt, Hannah - Tulane	9	22	69	.319
24.	White, Kyra - UTSA	8	10	32	.313
25.	Poindexter, Temira - Tulsa	10	24	85	.282

3-Point FG Made

	Player	G	3FG	Avg
1.	Griggs, Madison - Mem	10	33	3.30
2.	Blasigh, Vittoria - USF	10	31	3.10
3.	Crawford, Delanie - Tulsa	10	27	2.70
4.	Bershers, Tracey - UAB	9	23	2.56
5.	Pratt, Hannah - Tulane	9	22	2.44
6.	Poindexter, Temira - Tulsa	10	24	2.40
7.	Ennis, Dominique - Rice	9	21	2.33
8.	Bokunewicz, Maya - Rice	9	19	2.11
9.	Perry, Mya - FAU	7	14	2.00
10.	Galic, Marta - Tulane	9	17	1.89
11.	Cartwright, Mady - Tulsa	10	18	1.80
12.	Embry, Chantae - SMU	8	14	1.75
	McNeal, Danae - ECU	8	14	1.75
14.	Gary, Tarrionna - Temple	9	15	1.67
15.	Moore, Jaaucklyn - UNT	10	16	1.60

AROUND THE AMERICAN



CONFERENCE INDIVIDUAL LEADERS CONT.



Blocked Shots

	Player	G	No.	AVG
1.	Coleman, Elyssa - UTSA	8	17	2.13
2.	Abdur-Rahim, Amirah - SMU	8	13	1.63
3.	Hanna, Dyllan - FAU	7	11	1.57
4.	Udo, Idara - UTSA	8	12	1.50
	Joyner, Amiya - ECU	8	12	1.50
6.	Piper, Ines - Temple	9	13	1.44
7.	Green, Aliyah - Mem	10	13	1.30
8.	White, Kyra - UTSA	8	10	1.25
9.	Tucker, Rayne - Temple	9	11	1.22
10.	Lampkin, Tommisha - UNT	10	12	1.20
	Smith, Alasia - Mem	10	12	1.20
12.	Periman, Hadley - Tulsa	10	11	1.10
13.	Perea, Caranda - Tulsa	10	10	1.00
	Weathersby, Jade - UAB	9	9	1.00
	Adams, Hailey - Rice	9	9	1.00
	Bershers, Tracey - UAB	9	9	1.00

Assist/Turnover Ratio (Minimum 3 AST/G average)

	Player	G	Ast.	T/O	Ratio
1.	Nelson, Aleah - Temple	9	45	19	2.37
2.	Wilson, Aerial - USF	10	37	19	1.95
3.	Jones, Tamia - SMU	8	32	18	1.78
4.	DeShields, Denim - UAB	9	54	32	1.69
5.	Rainey, Kaylah - Tulane	9	35	21	1.67
6.	Dennis, Micah - ECU	8	30	19	1.58
7.	Gallegos, Katia - Tulsa	10	33	22	1.50
8.	White, Kyra - UTSA	8	34	26	1.31
9.	Porter, Olivia - CLT	10	32	26	1.23
10.	Bradley, Reagan - SMU	8	30	25	1.20

Offensive Rebounds

	Player	G	No.	AVG
1.	Joyner, Amiya - ECU	8	34	4.25
2.	Abies, Daniela - WSU	10	40	4.00
3.	Piper, Ines - Temple	9	34	3.78
4.	Moore, Mia - UAB	9	31	3.44
5.	Smith, Alasia - Mem	10	33	3.30
6.	Lutje Schipholt, Evelien - USF	10	28	2.80
7.	Rozentale, Janeta - FAU	7	19	2.71
	Linton, Maya - UTSA	7	19	2.71
9.	Lampkin, Tommisha - UNT	10	27	2.70
10.	Moore, Jada - FAU	6	16	2.67
11.	Udo, Idara - UTSA	8	21	2.63
12.	Periman, Hadley - Tulsa	10	26	2.60
	Kernal, DesiRay - UNT	10	26	2.60
14.	Wyche, Tatyana - ECU	8	20	2.50
15.	Brito, Carla - USF	10	24	2.40

Defensive Rebounds

	Player	G	No.	AVG
1.	Kernal, DesiRay - UNT	10	67	6.70
2.	Moore, Mia - UAB	9	56	6.22
3.	Crawford, Delanie - Tulsa	10	55	5.50
4.	Periman, Hadley - Tulsa	10	53	5.30
	Brito, Carla - USF	10	53	5.30
6.	Parau, Irina - Tulane	9	47	5.22
7.	Young, Tiara - SMU	8	38	4.75
8.	Rozentale, Janeta - FAU	7	33	4.71
9.	Coleman, Elyssa - UTSA	8	37	4.63
10.	Thompson, Jeniah - WSU	9	40	4.44
	Bershers, Tracey - UAB	9	40	4.44
12.	Abdur-Rahim, Amirah - SMU	8	35	4.38
13.	Pratt, Hannah - Tulane	9	39	4.33
	Weathersby, Jade - UAB	9	39	4.33
15.	Fisher, Malia - Rice	8	34	4.25

AROUND THE AMERICAN



CONFERENCE INDIVIDUAL LEADERS CONT.



Minutes Played

	Player	G	No.	AVG
1.	White, Kyra - UTSA	8	281	35.17
2.	Moore, Mia - UAB	9	316	35.11
3.	Jones, Tamia - SMU	8	269	33.63
4.	Young, Tiara - SMU	8	268	33.54
5.	Griggs, Madison - Mem	10	332	33.23
6.	Poindexter, Temira - Tulsa	10	331	33.08
7.	DeShields, Denim - UAB	9	296	32.88
8.	Bradley, Reagan - SMU	8	262	32.79
9.	McNeal, Danae - ECU	8	257	32.19
10.	Love, Sidney - UTSA	8	254	31.78
11.	Jobe, Tre'Zure - WSU	10	316	31.59
12.	Galic, Marta - Tulane	9	283	31.47
13.	Parau, Irina - Tulane	9	280	31.16
14.	Dennis, Micah - ECU	8	246	30.78
15.	Nelson, Aleah - Temple	9	269	29.94

Team Identification

Team	Team ID
Charlotte	CLT
East Carolina	ECU
Fla. Atlantic	FAU
Memphis	Mem
North Texas	UNT
Rice	Rice
SMU	SMU
South Fla.	USF
Temple	Temple
Tulane	Tulane
Tulsa	Tulsa
UAB	UAB
UTSA	UTSA
Wichita St.	WSU

AROUND THE AMERICAN



CONFERENCE TEAM HIGHS



POINTS	117	North Texas vs North Texas-Dallas (11/06/2023)
	109	Temple vs Delaware St. (11/06/2023)
FIELD GOALS MADE	43	Temple vs Delaware St. (11/06/2023)
	40	South Fla. vs Gardner-Webb (12/10/2023)
FIELD GOAL ATTEMPTS	80	Memphis at Tennessee (11/13/2023)
	80	Temple vs Delaware St. (11/06/2023)
FIELD GOAL PERCENTAGE	.596 (28-47)	UAB vs Valparaiso (11/25/2023)
	.583 (35-60)	UTSA vs UTEP (12/03/2023)
3 PT FG MADE	14	Tulane vs New Orleans (12/06/2023)
	13	UAB at Nicholls (12/09/2023)
	13	Charlotte vs Gardner-Webb (11/17/2023)
3 PT FG ATTEMPTS	32	Tulsa at TCU (12/01/2023)
	32	Tulsa vs Clemson (N) (11/25/2023)
	32	East Carolina at Elon (11/06/2023)
3 PT FG PERCENTAGE	.636 (7-11)	SMU vs Alabama St. (11/11/2023)
	.533 (8-15)	North Texas vs Alcorn (12/09/2023)
FREE THROWS MADE	36	North Texas vs North Texas-Dallas (11/06/2023)
	33	North Texas vs Grambling (11/09/2023)
FREE THROW ATTEMPTS	49	North Texas vs North Texas-Dallas (11/06/2023)
	45	North Texas vs Grambling (11/09/2023)
FREE THROW PERCENTAGE	.917 (22-24)	UAB vs Mississippi Val. (11/29/2023)
	.917 (11-12)	Charlotte at Wake Forest (12/07/2023)
REBOUNDS	57	Rice vs Houston Christian (11/06/2023)
	56	South Fla. vs Charleston So. (11/30/2023)
ASSISTS	27	Tulane vs New Orleans (12/06/2023)
	26	Temple vs Delaware St. (11/06/2023)
STEALS	32	East Carolina vs USC Upstate (11/09/2023)
	21	North Texas vs North Texas-Dallas (11/06/2023)
BLOCKED SHOTS	11	UTSA vs Texas St. (11/30/2023)
	10	Tulane vs New Orleans (12/06/2023)
TURNOVERS	31	UTSA at Texas Tech (11/20/2023)
	30	Charlotte vs West Virginia (N) (11/24/2023)
FOULS	29	Memphis vs Troy (12/02/2023)
	28	East Carolina vs Hampton (11/29/2023)
	28	Wichita St. vs Omaha (11/20/2023)
	28	Memphis vs Middle Tenn. (N) (11/20/2023)
	28	Temple at Villanova (11/19/2023)
	28	UTSA at A&M-Corpus Christi (11/15/2023)
	28	South Fla. vs Grambling (11/13/2023)