



UTSA ROADRUNNERS BASKETBALL

ATHLETICS COMMUNICATIONS CONTACT: Michael Stambaugh (michael.stambaugh@utsa.edu; C: 785-979-5721)

OCTOBER (2-0 IN EXHIBITIONS)

24	TRINITY (EXH.) [ESPN+]	W, 100-70
30	MCMURRY (EXH.) [ESPN+]	W, 125-84

NOVEMBER (4-4)

6	WESTERN ILLINOIS [ESPN+]	W, 78-68 (OT)
10	at Minnesota [Peacock]	L, 76-102
14	at Lamar [ESPN+]	L, 82-90
17	at Texas State [ESPN+]	L, 62-72
20	at Houston Christian [ESPN+]	W, 89-87
24	JACKSONVILLE STATE [ESPN+] [^]	L, 77-62
25	UIW [ESPN+] [^]	W, 90-80
30	LAMAR [ESPN+]	W, 86-83

DECEMBER (1-1)

10	ARKANSAS-FORT SMITH [ESPN+]	W, 93-60
13	at Little Rock [ESPN+]	L, 84-93
17	at Oregon State [Pac-12 Networks]	2 p.m.
21	ARMY WEST POINT [ESPN+]	7 p.m.
28	PRAIRIE VIEW A&M [ESPN+]	7 p.m.

JANUARY (0-0)

2	UAB* [ESPNU]	7 p.m.
6	at Rice* [ESPN+]	2 p.m.
10	at Memphis* [ESPN+]	7 p.m.
13	CHARLOTTE* [ESPNU]	2 p.m.
17	at Tulsa* [ESPN+]	7 p.m.
21	FLORIDA ATLANTIC* [ESPN+]	2 p.m.
24	TULANE* [ESPN+]	7 p.m.
27	at South Florida* [ESPN+]	3 p.m.

FEBRUARY (0-0)

3	RICE* [ESPN+]	2 p.m.
7	at Wichita State* [ESPN+]	6:30 p.m.
10	EAST CAROLINA* [ESPNU]	2 p.m.
15	at Charlotte* [ESPN+]	6 p.m.
18	at Temple* [ESPN+]	1 p.m.
21	SOUTH FLORIDA* [ESPNU]	7 p.m.
24	at North Texas* [ESPN+]	3 p.m.
28	TULSA* [ESPNU]	7 p.m.

MARCH (0-0)

2	at SMU* [ESPN+]	2 p.m.
10	TEMPLE* [ESPNU]	2 P.M.
13-17	American Athletic Conference Championships Fort Worth, Texas (Dickies Arena)	TBA

HOME GAME AT THE CONVOCATION CENTER

[^] - Roadrunner/Cardinal Classic (San Antonio, Texas)

* - AAC Game

All times CENTRAL

Dates and times subject to change



UTSA ROADRUNNERS

(5-5, 0-0 AAC)

AT



OREGON STATE BEAVERS

(6-3, 0-0 PAC-12)

12 p.m. PT/2 p.m. CT • December 17, 2023

Gill Coliseum • Corvallis, Ore.

HEADLINES AND STORYLINES

- UTSA travels to Corvallis to play its second consecutive road game and is taking on Oregon State for the third time in the past five year. OSU leads the series, 3-0.
- This matchup marks the first Pac-12 opponent for UTSA this season and the Roadrunners are 2-12 in program history against Pac-12 teams.
- The Roadrunners have been lighting it up from deep in the past three games, leading the American Athletic Conference in 3FG attempts (28.9/gm) after knocking down school records of 19 made on 47 attempts against DII Arkansas-Fort Smith - making 16-of-35 in the home win over Lamar and 14-of-34 in the loss at Little Rock. UTSA also leads the AAC in threes per game (10.1)
- Senior center Carlton Linguard Jr. received recognition Monday on the American Athletic Conference's Weekly Honor Roll after a 21-point career-best outing against Arkansas-Fort Smith, logging a career-high five threes and seven rebounds.
- Junior guard Christian Tucker is the clear standout for ball distribution, now in his sixth consecutive week leading the American Athletic Conference in both assists (57) and assists per game (5.7), for which he's ranking 26th and 27th in the NCAA, respectively. Tucker also paces the Roadrunners with 14.0 ppg.
- **Two-Time Transfers Update:** Based on the latest guidance from the NCAA and the preliminary injunction regarding the residency requirement for multi-time transfers, UTSA men's basketball student-athletes **Jordan Ivy-Curry** and **Juan Reyna** are now eligible to compete for the remainder of the 2023-24 season. They will be available for competition beginning with Sunday's game at Oregon State.

"We are very happy for our kids," head coach Steve Henson said. "These young men really wanted to be Roadrunners. Now they have the opportunity to suit up and help our program, immediately. They have both been practicing very well and they are very excited to compete."

SETTING THE SCENE

Live Video Pac-12 Networks
Rich Burk (play-by-play)
Eldridge Recasner (analyst)

Radio Sports Radio AM 760 The Ticket
Andy Everett (play-by-play)

Pregame show starts 30 minutes before tipoff

Series vs. Oregon State: OSU leads 3-0
Last Meeting: Dec. 16, 2020 - L, 61-73
Corvallis, Ore.

UTSA HEAD COACH STEVE HENSON

(Kansas State, 1990)

Career Record: 104-128 (8th year)
UTSA Record: same
Record vs. Oregon State: 0-3

OREGON STATE HEAD COACH WAYNE TINKLE

(Montana, 2005)

Career Record: 291-252 (18th season)
Oregon St. Record: 133-161 (8th season)
Record vs. UTSA: 3-0

WE ARE UTSA

When referencing University of Texas at San Antonio Athletics, PLEASE USE THE ACRONYM **UTSA** AND THE NICKNAME **ROADRUNNERS**. Please refrain from using UT-San Antonio, Texas-San Antonio, UT-SA, or any other variation. UTSA's current branding standards use the Roadrunner head as its primary logo. Please refrain from using "stacked" UTSA logo.



UTSA ROADRUNNERS AT A GLANCE

Last Game Starters	Pos.	Ht.	Wt.	Cl.-Exp.	Hometown	G-GS	PTS	RB	Player Notes
2 Carlton Linguard Jr.	C	7-0	225	r-Sr.-TR	San Antonio, Texas	10-6	10.1	6.7	K-State Transfer: 32 GP
3 Trey Edmonds	F/C	6-10	255	Jr.-TR	Aurora, Colo.	10-10	7.7	6.4	Utah Tech Transfer: 53 GP
4 Dre Fuller Jr.	G	6-6	220	GR-TR	Fayetteville, N.C.	10-10	11.2	7.1	5.7 ppg, 3.4 rpg, 67G: @UCF
11 Isaiah Wyatt	G/F	6-4	220	r-Jr.-TR	Toledo, Ohio	10-6	10.8	4.7	Chadron St. Trfr: 15.2 ppg
22 Christian Tucker	G	6-3	178	Jr.-2L	Chandler, Ariz.	10-10	14.0	3.1	Career 66G, 5.6 ppg, 1.92 apg

Key Reserves	Pos.	Ht.	Wt.	Cl.-Exp.	Hometown	G-GS	PTS	RB	Player Notes
1 Jordan Ivy-Curry	G	6-3	175	Jr.-2L	La Marque Texas	0-0	-	-	10.2 ppg, 2.6 rpg, 1.7 apg
5 Adante' Holiman	PG	6-0	175	So.-TR	McAlester, Okla.	8-8	11.6	2.4	7.5 ppg, 3 apg: @UTRGV
21 PJ Carter	G	6-5	175	Jr.-TR	Atlanta, Ga.	10-0	9.8	1.8	16.3 ppg, 2.6 rpg: @GHC
10 Chandler Cuthrell	F	6-8	220	Jr.-TR	Baltimore, Md.	10-0	3.9	4.5	7.2 ppg, 3.0 rpg @Odessa
0 Nazar Mahmoud	G	6-5	180	Fr.-HS	Leander, Texas	8-0	2.1	0.8	3★ HS recruit, 20.6 ppg
14 Massal Diouf	F	6-9	240	So.-1L	Gouda, Netherlands	10-0	1.7	1.4	Ret. Starter: 27G/21 GS

THE UTSA BASKETBALL SHOW

SELECTED DATES

Hosted by Andy Everett, **The UTSA Basketball Show Show** airs on select days during the American Athletic Conference season. Fans can join the show live at the **Chicken N Pickle**, on the east side of I-10 off UTSA Blvd (5215 UTSA Boulevard, 78249) via a live stream on the UTSA Athletics Facebook page, or tune in to The Sports Radio AM 760 The Ticket and Ticket760.com and everywhere fans want to listen via the free all-in-one iHeartRadio app.

Jan 8	Jan 23	Feb 5	Feb 20	March 6
Jan 15	Jan 29	Feb 12	Feb 26	March 18




2023-24 UTSA MEN'S BASKETBALL ROSTER



0

NAZAR MAHMOUD
G • 6-5 • 180 • FR.
LEANDER, TEXAS




1

JORDAN IVY-CURRY
G • 6-3 • 175 • JR.
LA MARQUE, TEXAS



2

CARLTON LINGUARD JR.
C • 7-0 • 225 • R-SR.
SAN ANTONIO, TEXAS



3

TREY EDMONDS
F/C • 6-10 • 255 • JR.
AURORA, COLO.



4

DRE FULLER JR.
G • 6-6 • 220 • GR
FAYETTEVILLE, N.C.



5

ADANTE HOLIMAN
PG • 6-0 • 175 • SO.
McALESTER, OKLA.



10

CHANDLER CUTHRELL
F • 6-8 • 220 • JR.
BALTIMORE, MD.



11

ISAIAH WYATT
G/F • 6-4 • 220 • R-JR.
TOLEDO, OHIO



12

JOSH REID
F • 6-7 • 220 • JR.
HAVELOCK, N.C.




14

MASSAL DIOUF
F • 6-9 • 240 • SO.
GOUDA, NETHERLANDS



20

JUAN REYNA
PG • 6-3 • 185 • JR.
SAN ANTONIO, TEXAS




21

PJ CARTER
G • 6-5 • 175 • JR.
ATLANTA, GA.



22

CHRISTIAN TUCKER
G • 6-3 • 178 • JR.
CHANDLER, ARIZ.



23

BLESSING ADESIPE
G/F • 6-6 • 210 • JR.
HOUSTON, TEXAS




25

JUSTIN THOMAS
G • 6-7 • 180 • JR.
BATON ROUGE, LA.



STEVE HENSON
HEAD COACH
EIGHTH SEASON



MIKE PECK
ASSOCIATE HEAD COACH
EIGHTH SEASON



ADAM HOOD
ASSISTANT COACH
EIGHTH SEASON



KURTIS DARDEN
ASSISTANT COACH
FIRST SEASON



CHRIS ARTIS
DIRECTOR OF OPERATIONS
FIRST SEASON



J.R. HARRIS
VIDEO COORDINATOR
FIRST SEASON



J.P. LEWIS
GRADUATE ASSISTANT
FIRST SEASON



DAVID STROTHER
GRADUATE ASSISTANT
FIRST SEASON



RHODIE MOSS
INTERIM ATHLETIC TRAINER
SECOND SEASON



JOSHUA WASHINGTON
SPORTS PERFORMANCE COACH
FIRST SEASON





**AMERICAN ATHLETIC CONFERENCE
STANDINGS (DEC. 15)**
predicted finish/votes in (##/##)

Rk.	Institution	AAC	Overall
1.	(15) Florida Atlantic (1st/11)	0-0	8-2
2.	(RV) Memphis (2nd/3)	0-0	7-2
	Tulane (3rd)	0-0	7-2
4.	Wichita State (8th)	0-0	7-3
5.	Temple (12th)	0-0	6-3
6.	Tulsa (10th)	0-0	5-3
7.	SMU (7th)	0-0	6-4
8.	Charlotte (13th)	0-0	5-4
	North Texas (6th)	0-0	5-4
10.	East Carolina (5th)	0-0	6-5
11.	UAB (4th)	0-0	5-5
	UTSA (14th)	0-0	5-5
13.	South Florida (9th)	0-0	4-4
14.	Rice (11th)	0-0	4-6



UTSA QUICK FACTS

GENERAL INFORMATION

Name of Institution: The University of Texas at San Antonio
Preferred Institution Reference: UTSA
Location: San Antonio, Texas
Founded: 1969
Enrollment: 34,864
Nickname: Roadrunners
School Colors: Navy Blue (PMS 289), Orange (PMS 1665) & White
Arena (Capacity): Convocation Center (2,650)
Year Opened: 1975
Conference: American Athletic Conference
President: Dr. Taylor Eighmy (Tufts, 1980)
Director of Athletics: Dr. Lisa Campos (Colorado State)
Athletic Department Phone: 210.458.4444
Ticket Office Phone: 210.458.UTSA (8872)

TEAM INFORMATION

2022-23 Overall Record: 10-22
Home: 8-10
Away: 2-11
Neutral: 0-1
Conference Record/Finish: 4-16/11th
Lettermen Returning/Lost: 3/12
Starters Returning/Lost: 1/4
Newcomers: 12

HISTORY

First Year of Basketball: 1981-82
All-Time Record: 616-638 (.491)
All-Time Conference Record (pct.): 325-318 (.505)
Conference Regular Season Championships: 3
 1990-91 (Trans America Athletic Conference)
 1991-92 (Southland Conference) • 2003-04 (Southland)
Conference Tournament Championships: 4
 1988 (Trans America Athletic Conference) • 1999 (Southland Conference) • 2004 (Southland) • 2011 (Southland)
NCAA Tournament Appearances/Record: 4/1-4 (.200)
 1988 • 1999 • 2004 • 2011
Last NCAA Postseason Opponent/Result: 2011
 Lost to No. 1 seed Ohio State, 75-46 (March 18, 2011)

2023-24 UTSA ROADRUNNERS

No.	Name	Pos.	Ht.	Wt.	Yr.-Exp.	Hometown/Previous School
0	Nazar Mahmoud	G	6-5	180	Fr.-HS	Leander, Texas/Spring Creek Academy
1	Jordan Ivy-Curry	G	6-3	175	Jr.-2L	La Marque, Texas/La Marque HS/Pacific
2	Carlton Linguard Jr.	C	7-0	225	r-Sr.-TR	San Antonio, Texas/Stevens HS/Temple CC/Kansas State
3	Trey Edmonds	F/C	6-10	255	Jr.-TR	Aurora, Colo./George Washington HS/Utah Tech
4	Dre Fuller Jr.	G	6-6	220	GR-TR	Fayetteville, N.C./Admiral Farragut Academy/UCF
5	Adante' Holiman	PG	6-0	175	So.-TR	McAlester, Okla./McAlester HS/UT Rio Grande Valley
10	Chandler Cuthrell	F	6-8	220	Jr.-TR	Baltimore, Md./Baltimore City College/Odesa College
11	Isaiah Wyatt	G/F	6-4	220	r-Jr.-TR	Toledo, Ohio/N. Crowley HS/SW Christian CC/Chadron St.
12	Josh Reid	F	6-7	220	Jr.-Tr	Havelock, N.C./Village Christian Acad./Gulf Coast Clg.
14	Massal Diouf	F	6-9	240	So.-1L	Gouda, Netherlands/Western Canada Prep Academy
20	Juan Reyna	PG	6-3	185	Jr.-TR	San Antonio, Texas/Duncanville HS/Alabama State/Campbell
21	PJ Carter	G	6-5	175	Jr.-TR	Atlanta, Ga./Langston Hughes HS/Campbell/Georgia Highlands
22	Christian Tucker	G	6-3	178	Jr.-2L	Chandler, Ariz./Gilbert Perry HS
23	Blessing Adesipe	G/F	6-6	210	Jr.-TR	Houston, Texas/Alief Taylor HS/Miles [MT]
25	Justin Thomas	G	6-7	180	Jr.-TR	Baton Rouge, La./Village Christian Acad. (NC)/Queens (NC)/Milwaukee

Head Coach: Steve Henson (Eighth season • Kansas State, 1990)
Associate Head Coach: Mike Peck (Eighth season • Northwood, 1993)
Assistant Coach: Adam Hood (Eighth season • Air Force, 2008)
Assistant Coach: Kurtis Darden (First season • Pfeiffer, 2003)
Director of Operations: Chris Artis (First season • Valparaiso, 1998)
Video Coordinator: J.R. Harris (First season • UTSA, 2017)
Graduate Assistant: J.P. Lewis (First Season • Georgia Southern, 2023)
Graduate Assistant: David Strother (First Season • UNC Pembroke, 2022)
Assistant Athletic Trainer: Jiana Hook (Third season • San Diego State, 2016)
Interim Athletic Trainer: Rhodie Moss (Second Season • Texas State/BYU, 2005/2007)

PRONUNCIATION GUIDE

23	Blessing Adesipe (uh-DAY-SHIP-ay)
10	Chandler Cuthrell (Cue-TRULL)
5	Adante' (uh-DAWN-tay)
	Holiman (HAUL - uh - mun)
14	Massal (muh-SAUL) Diouf (Joof)
0	Nazar (Nuh-ZAHR) Mahmoud (MAHK-mood)
20	Juan Reyna (RAY-nuh)

SETTING THE STAGE

- Coming off a loss in its first road game in 23 days, the UTSA men's basketball team (5-5) turns its sights westward as the Roadrunners travel to Oregon for the first game west of the Central Time Zone and a matchup at Oregon State (6-3).
- Taking on the fourth edition of the series, the Roadrunners and Beavers will tip off at 2p.m. CT (12 p.m. local time) on Sunday, Dec. 17, at Gill Coliseum. The radio broadcast on Sports Radio AM 760 The Ticket, while the telecast will appear on Pac-12 Networks.

SERIES WITH OREGON STATE

- These teams will meet for the fourth time on Sunday, and the second time this decade – the last meeting was Dec. 16, 2020, in Corvallis, ending in a 73-61 OSU win. The Beavers lead the series 3-0, also facing UTSA in 2016 and 2019.
- UTSA has taken on a Pac-12 opponent in four of the last five years and is 2-12 against Pac-12 teams. The Roadrunners captured an overtime victory at Arizona State (87-85) in 1994 and topped Arizona on the road (57-56) in 1982.

LINGUARD MAKES IT BACK-TO-BACK WEEKLY RECOGNITION FOR THE ROADRUNNERS

- Senior center Carlton Linguard Jr. scored a career-best 21 points with a career-high five three-pointers on seven attempts in 23 minutes against Arkansas-Fort Smith to be named to the American Athletic Conference Honor Roll. He also had seven boards.
 - Linguard shot 61.5 percent (8-for-13) and 85.7 percent from deep.
- The prior week's AAC Honor Roll spot went to junior guard Isaiah Wyatt scored a team season-high 27 points in the win over Lamar, notching a career-high off seven three-pointers that tied his career best via the most threes for UTSA since 2021-22.
 - Wyatt shot 50 percent from the field (8-16) while logging a 58.3-percent night from three (7-12).
- Against UAFA, Wyatt also scored 20 with another five three-pointers, shooting 7-for-13 from the field and 5-for-10 from deep.
- Linguard and Wyatt's tandem-20s marked the first time for UTSA with two reaching that mark since the 2021-22 season.

PUT IT IN THE BOOKS

- In leveling a 33-point victory over Arkansas-Fort Smith on Sunday, the Roadrunners registered a pair of program single-game records, racking up 19 made three pointers on 75 long-range attempts; both program bests.
- Six long-range scorers factored into the marks, as Carlton Linguard Jr. (5), Isaiah Wyatt (5), Christian Tucker (4), PJ Carter (2), Dre Fuller Jr. (2) and Nazar Mahmoud (1) each contributed to the record-setting count.
- After adding another 14 against Little Rock, UTSA's recent uptick in deep shots has moved the squad to the front of the AAC's standings for three-point attempts (28.3) and threes per game (10.1), ranking 14th and 21st in the NCAA, respectively.
- Pacing the effort, Wyatt ranks second in the conference and 112th overall with 24 long-range buckets, averaging an AAC fourth-best 2.40 threes per contest. Adante' Holiman also ranks 10th in the AAC with a 2.00 average for threes.

GLASS CLEANERS

- Led by Dre Fuller Jr. with a 7.1 rpg average (12th in conference, 170th NCAA), the Roadrunners ranks second in the American Athletic Conference in two categories heading into the weekend matchup at Oregon State.
- UTSA's 41.70 rebounds per game ranks 28th nationally and second in the AAC.
- The Roadrunners' 28.40 defensive rebounds per game comes in at 45th nationally and second in the AAC.
- Ranking fourth in the AAC in offensive rebounds per outing, UTSA's average sits at 13.30.



LAST TIME OUT

UALR 93, UTSA 84 // DECEMBER 13 // LITTLE ROCK, ARK. // JACK STEPHENS CENTER

Score by Periods	1st	2nd	Total	GAME LEADERS	UTSA	LITTLE ROCK
UTSA	43	41	84	Points	Tucker - 23	Chaplin - 22
Little Rock	42	51	93	Rebounds	Wyatt - 9	Douglas/Williamson - 7
				Assists	Fuller - 5	Douglas/Popov - 3

LITTLE ROCK, Ark. – The tale of two halves went against the UTSA men’s basketball team (5-5) on Wednesday night at the Jack Stephens Center, as Little Rock’s (5-6) defensive pressure put the clamps on the Roadrunners’ top scorer in the second half while the Trojans caught up offensively. Little Rock slipped past UTSA’s one-point halftime lead and outscored the Roadrunners in the second half to pull away to the 93-84 Trojans win – snapping UTSA’s three-game win streak in the process.

UTSA was rolling early in the opening period, staying on track with the long ball like the previous two outings, knocking down nine threes on 47.4-percent perimeter shooting in the first half. Leading the charge was junior guard Christian Tucker, who matched his Sunday career high with a 4-for-5 three-point explosion in the opening half – heading into the break with 14 to lead all scorers.

With threes buoying the Roadrunners’ slight edge, UTSA launched a 9-0 run just beyond the half’s midpoint, including a pair of treys from Tucker and another from PJ Carter – building a game-high 14-point advantage for UTSA with five minutes to go. Aiding the effort to keep UTSA on top, guard Isaiah Wyatt collected seven first-half rebounds to give UTSA the early edge on the glass.

After over four minutes without a score, the Trojans made their move. A three-point play on Jaylen Crocker-Johnson’s driving layup, followed by threes from Jamir Chaplin and Jordan Jefferson made it a two-possession game. Chaplin’s putback layup gave Little Rock a short-lived lead with 48 seconds remaining. However, Wyatt found Massal Diouf on the block to grant UTSA a 43-42 halftime lead as time ticked away. Hopes to grow the lead were dashed as a fouled UTSA shooter was waved off as time expired.

Four lead changes came in the first seven minutes of the second half, with one tie. However, back-to-back UALR scores swung the momentum, racking up an 18-8 scoring push during six minutes UTSA went without a field goal. Little Rock kept UTSA’s rally at bay with a 10-of-12 conversion at the free throw line, holding off the Roadrunners to the 93-84 final.

Smothering Tucker in the second half, Little Rock held the first half’s hot shooter to no field goals for nearly 19 minutes of the second period, giving up a 2-for-2 conversion on the pair he created in the final 65 seconds. Tucker finished with 23 on the night, shooting 6-for-10 FG and 7-of-8 at the line. Wyatt added 16 points and nine rebounds, shooting a season-high 7-of-8 at the line.

SCOUTING OREGON STATE

- The Beavers are 6-3 heading into Sunday’s matchup, coached by Wayne Tinkle in his eighth season leading the program. With both coaches starting their current position in the same season, Tinkle owns all three OSU wins over UTSA in the series.
- OSU is coming off an 11-21 campaign last year, and three consecutive wins this season – the last three at home in Gill Coliseum. The Beavers average win margin is 0.8 and with three games going to OT, including double overtime wins over Troy and Cal Poly.
- Returning from a Pac-12 All-Freshman Team campaign, sophomore guard Jordan Pope leads the OSU scorers at 15.8 ppg on 41.1 percent shooting, leading the team with 17 threes and a team-high 95.8 percent at the free throw line.
- Sophomore forward Tyler Bilodeau also adds 12.7 ppg on 52 percent shooting, one of three rebound leaders with 5.9 rpg to complement sophomore forward Michael Rataj (team-high 6.3 rpg) and sophomore center KC Ibekwe (5.2 rpg).
- OSU’s defensive approach has proved limiting to perimeter shooting, holding opponents to just 27 percent from three at No. 94 nationally – while holding average opponent scoring to 70.9 ppg thanks to a 40.2 percent opposing overall FG percentage.
- Oregon State averages 71.7 ppg as a team and shoots 43 percent from the field but just 27.1 percent from beyond the arc. The squad has a solid free throw approach, ranking 18th nationally in free throws (18.8 per game) and 43rd in free throw percentage (75.8 percent). The Beavers collect 37.2 rpg and allow 14.6 turnovers per outing.

HENSON EARNS HIS 100TH

- The Nov. 6 season-opening victory marked the 100th career win for eighth year head coach Steve Henson leading the Roadrunners.
- Henson earned his first win in his third game - his first at home - defeating Prairie View A&M, 69-59, on Nov. 19, 2016 in San Antonio.
- His 50th win came on the 29th game of his third season, a 76-70 home win over UAB on March 3, 2019.

CONSENSUS LOCAL HALL OF FAMER, AND NOW, ON THE AIR

- Beginning with the first 2023-24 exhibition against Trinity, Devin Brown has joined UTSA’s ESPN+ team as an analyst on the streaming telecast of UTSA men’s basketball games. This leans on his experience as a legendary player at UTSA, eight seasons in the NBA and as a coach/athletic director at Proskills San Antonio. He is the UTSA student-athlete in the San Antonio Sports Hall of Fame.
- As part of UTSA’s Homecoming festivities, Brown was inducted as a member of the inaugural UTSA Athletics Hall of Fame class, adding to his honors as the first of just two players with their jersey ascended into the rafters of the Convocation Center and his induction earlier this year into the San Antonio Sports Hall of Fame. In uniform, Brown garnered honors as a three-time first-team all-conference selection and four-year starter for the Roadrunners from 1998-2002 – earning 1998 Southland Conference Freshman of the Year and second-team all-league accolades before being named to the first team for his final three seasons.
- He is a San Antonio native and West Campus High School product, helping lead UTSA to the 1999 Southland Tournament title and a berth in the NCAA Tournament – the second appearance in school history. The first Roadrunner to register a triple-double with a 33-point, 11-rebound, 11-assist performance against Louisiana-Monroe in 2001, he finished his career as the program’s all-time scoring leader with 1,922 points, which has since been broken. He also registered a 7.2 career rebounds-per-game average and he ranks in the top five in school history in rebounds (751), free throws (478), steals (184) and scoring average (18.3). Brown began his professional career in the USBL and National Basketball Development League before making his NBA debut as the first Roadrunner to play for the San Antonio Spurs in 2002. He was a member of the franchise’s 2005 NBA Championship team and also played for the Nuggets, Jazz, Hornets, Warriors, Bulls and Cavaliers. He scored 3,352 points in 465 career NBA games from 2002-10, highlighted by his 2006-07 season with the Pelicans in which he averaged 11.6 points and 4.3 rebounds, while shooting 42 percent from the floor.

UTSA’S RECORD WHEN ...

SITUATION	THIS SEASON 2023-24	HENSON ERA
overall	5-5	104-128
at home	4-1	76-39
on the road	1-4	22-73
neutral site	0-0	6-17
overtime games	1-0	6-7
decided by 10 pts. or less	4-3	52-56
decided by 5 pts. or less	0-0	22-22
following a win	2-3	46-60
following a loss	2-2	55-65
in November	4-4	25-29
in December	1-1	21-22
in January	0-0	24-38
in February	0-0	22-24
in March	0-0	12-14
Sunday	1-0	9-6
Monday	2-0	9-7
Tuesday	0-1	5-8
Wednesday	0-1	10-13
Thursday	1-0	26-37
Friday	0-3	8-14
Saturday	1-0	37-43
leads at half	3-1	80-27
trails at half	0-4	16-96
tied at half	2-0	7-4
scores less than 60	0-0	0-21
scores 60-69	0-2	17-48
scores 70-79	1-1	32-35
scores 80-89	2-2	23-13
scores 90+	2-0	27-2
opp. scores less than 60	0-0	22-4
opp. scores 60-69	2-0	35-17
opp. scores 70-79	0-2	32-44
opp. scores 80-89	3-0	10-35
opp. scores 90+	0-3	2-26
outrebounds opponent	4-0	76-34
opponent outrebounds	1-3	26-83
rebounds are equal	0-2	2-9
shooting 50%+ FG	0-0	29-2
shooting less than 50% FG	4-5	74-126
opp. shooting 50%+ FG	1-2	6-41
opp. shooting less than 50% FG	4-3	95-87
shooting 40%+ FG	4-3	80-54
opp. shooting 40%+ FG	2-4	48-108
shooting less than 40% FG	1-1	17-74
opp. shooting less than 40% FG	2-1	50-11
more FTA than opponent	3-0	46-32
fewer FTA than opponent	2-5	43-88
equal FTA	0-0	5-5
more TO than opponent	3-4	39-69
fewer TO than opponent	1-1	57-51
equal TO	1-0	7-8
games decided by 1-3 pts.	2-0	14-17
games decided by 4-6 pts.	0-0	24-15
games decided by 7-10 pts.	2-3	17-30
games decided by 11+ pts.	1-2	47-64



KEY DISTRIBUTION

- One of only two players back from last year, **junior guard Christian Tucker** has proved a key asset for finding teammates for the score, while also averaging a team-high 14.0 ppg.
- After kicking off the year with eight assists in the opener vs. Western Illinois, Tucker has kept a stranglehold on the top assist-dealing spot in the American Athletic Conference now in his sixth consecutive week leading the conference in both assists and assists per game
- Tucker ranks 23rd nationally with 57 total assists - collecting at least three in all 10 games.
- Notching at least five assists six times, including 11 against Lamar, he averages 5.7 apg for 27th in the NCAA.
- In total on his career, Tucker is a consistent distributor of the ball, averaging 1.92 assists per outing and accruing 127 to date. He allowed only a 1.27 turnover average through 66 games.

WHO YOU WANT AT THE LINE

- On the season, **Christian Tucker** is 53-for-61 at the free throw line; an .869 free throw percentage. Has the 2nd-most free throws in the AAC (24th nationally), ranked 89th in FT percentage.
- Tucker is shooting 80.7% for his career (131-165), a trajectory on track for third in UTSA's records.

DEFENDING HOME COURT

- Under head coach Steve Henson, UTSA has posted a 76-39 (.661) record at the Convocation Center. The Roadrunners went 11-3 at home in 2016-17, 12-4 in 2017-18, 11-4 in 2018-19, 10-5 in 2019-20, 12-2 in 2020-21 and 8-10 in 2021-22, 8-10 in 2022-23 and 4-1 so far in 2023.
- Prior to the Henson era, UTSA last posted consecutive 11-win home campaigns when the program went 11-3 in 2008-09, 2009-10 and 2010-11 as members of the Southland Conference.
- The 1991-92 team was the last Roadrunners squad to win more than 12 games at home, finishing 14-1.

FORMER 'RUNNER WILLIAMS TO BE INDUCTED TO ROGERS STATE HALL

- Former UTSA guard Lloyd Williams is slated to be inducted as a coach into the Rogers State Hall of Fame during February's RSU Homecoming.
- He will be inducted as part of the 2008-09 team that reached No. 1 in NAIA and was 30-2 in his first year coaching the Hillcats, earning the Sooner Athletic Conference regular season title and conference tournament championship, earning the top seed in the program's first-ever National Championship Tournament appearance. Williams was the 2008-09 SAC Coach of the Year.
- Williams played for the Roadrunners from 1996-2000 under Tim Carter, finishing his career as the all-time leader in assists (536) and steals (237) and still remains in second on both lists.

THE AMERICAN EXPERIENCE

- Among the 12 new players this year for UTSA, **former UCF guard Dre Fuller Jr.** has shown immediate impact in the non-conference games, but his playing experience against familiar foes could be invaluable.
- Taking a redshirt as a true freshman in 2018-19, Fuller played 20 games, missing 10 due to injury, and started 13 times in first season of competition, averaging 6.3 points, 3.1 rebounds and 1.5 assists while playing 19.0 minutes per game.
- His second season was a breakout, as he appeared in all 23 games, starting 14 times, including each of the last three games of the season. That year, Fuller averaged 7.0 points and 4.7 rebounds per game, while playing 27.6 minutes per contest and shooting 41.4 percent. He also added 24 steals, seven blocks and 44 assists. In his third year, he logged a 43.9 field goal percentage and played in 24 games.

BUILDING UP SOME NEW DIGS

- The first of many facilities under **UTSA's Go Bold fundraising initiative**, the Roadrunners moved into the RACE (Roadrunner Athletic Center of Excellence) building, a \$45.4 million facility, in the August 2021. Now the central nervous system of UTSA Athletics, the building features among others, an academic center, football practice fields, centralized sports medicine and strength and conditioning centers, meeting rooms, student-athlete lounges and coaching/staff offices.
- In the move, the UTSA basketball staff took over the former football building/Intercollegiate Athletics Building (IAB) and Go Bold is working on a new state-of-the-art basketball/volleyball facility, marking yet another big moment for UTSA athletics, which has been around just since 1981, with the university celebrating a 50th anniversary in 2019-20. The new facility is slated to house two full-size NCAA regulation hardwood practice courts with eight goals on each court, striped for both basketball and volleyball, a 3,000 SF weight room with dedicated cardio with 1,000 SF athletic training room with separate consultation room and hydrotherapy. The facility will also feature locker rooms and coaches offices, moving teams out of IAB and Convocation Center spaces.



- UTSA just finished the latest round of construction at Park West, the home of UTSA soccer and T&F. Officially opened in July 2023, the Park West Fieldhouse facility is another milestone in UTSA's strategic vision to further promote the academic success, health, wellness and performance of its student-athletes - another in a long run of improvements UTSA has scheduled. The newly-minted \$8 million, 14,325 square-foot facility located just off Loop 1604 houses locker rooms for soccer and men's and women's track & field, featuring a 1,500 SF athletic training room, 2,500 SF Community Room with a 120-seat capacity, dedicated nutrition center and a 700 SF equipment and multi-team laundry room.

NEW TO THE BENCH

- The Roadrunners are not only welcoming 12 newcomers to the court, but are also welcoming three newcomers to the bench.
- Arriving in late May, **Kurtis Darden** is the newest assistant coach for the Roadrunners and brings a variety of successful basketball experiences to the UTSA squad for an immediate impact. Darden joined the Roadrunners staff after one season as the director of basketball operations at Campbell in Buies Creek, N.C. The Camels reached the Big South Championship Game last season.
- Prior to taking on his first operations role, Darden built up an extensively successful coaching career at the high school level in his hometown of Fayetteville, N.C. Over the course of 12 seasons, Darden's teams racked up a 243-83 record. He joined the Campbell staff fresh off two seasons as head coach at Freedom Christian Academy. Prior to FCA, Darden led Village Christian Academy as head coach since 2010, producing back-to-back NCISAA 2-A state titles in 2016 and 2017 - along with a pair of state runner-up finishes. Darden has been named the 2017 Cape Fear Region Coach of the Year and was a three-time conference Coach of the Year, also selected as head coach of the East squad in the 2019 NCISAA Private School All-Star Game.
- As an active-duty commissioned Air Force officer, Darden continued his basketball journey by playing for the All-Air Force team from 2005-08. His teams won the Armed Forces Championship in 2006, 2007 and 2008. That's where Darden first cut his teeth in the coaching world, serving as an assistant coach of the 2011 All-Air Force team that also won the Armed Forces Championship.
- Lt. Col. Darden is a veteran who continues to serve his country as an Individual Mobilization Augmentee (IMA) reservist assigned to Air Force Services Center at Joint Base Lackland.
- Under new NCAA rules in place as of this season, certain administrative roles are allowed a specific amount of coaching duties and interactions.
- Coming to UTSA after four seasons on the other side of San Antonio at UIW, **Chris Artis** is the new director of operations, a role he served for the Cardinals before moving into an assistant coach position. Artis brings extensive basketball history as a player in the collegiate and professional ranks, and as a high school, post-graduate and college coach. Artis came to UIW from Calumet College of St. Joseph in Whiting, Indiana, marking his second stint with the program. From 2015-19, Artis served as the associate head coach for the Crimson Wave, assisting the team in reaching new heights, as the 2016-17 team earned its second Chicagoland Collegiate Athletic Conference (CCAC) regular-season title and its first NAIA Division II tournament bid. During the 2018-19 campaign, Calumet started with a 12-0 record, earning its highest national ranking at 20th during the campaign. He also was head high school boys basketball coach at Don Bosco Institute in Crown Point, sending 9 players to NCAA Division I and 2 more to Division II schools.
- Taking over video coordinator duties for the UTSA program, **J.R. Harris** was among the first Roadrunners to play under Henson; his senior season coinciding with Henson's first at the helm. Harris returned to San Antonio after spending the 2022-23 school year as the head boys basketball coach at Istrouma High School in his hometown of Baton Rouge, La. Following his playing career, Harris returned home to teach and work in athletic administration at Inspire Academy, then transitioning to the coaching world as the assistant coach at Hillsboro, Texas-based Hill College during the 2021-22 season. Harris helped the team achieve a 21-10 regular season record.

THE POSTSEASON SET TO RETURN TO SAN ANTONIO

- UTSA last hosted the NCAA South Regional in March 2022 at the AT&T Center where (2) Villanova defeat (5) Houston on its way to the Final Four. (11) Michigan/(1) Arizona also competed in the Regional.
- UTSA also served as the host institution for all 64 teams in the women's NCAA Tournament with the entirety of the tournament moved to the Alamo City for COVID precautions in 2021.
- San Antonio has been the host site of seven Regionals and four Final Fours.
- The Roadrunners will host the Final Four again in 2025, scheduled for April 5 and 7 at the Alamodome and hosted by UTSA and UIW.
- San Antonio and UTSA have also been awarded the 2029 Women's Final Four at the Alamodome. San Antonio previously hosted the Women's Final Four three times, in 2002 and 2010.
- The Alamodome was the site of the Women's Final Four when Stanford claimed the 2021 title in front of a limited capacity audience but was also the site in 2002 when the all-time Women's Final Four attendance record was set when 29,619 were at the national semifinal games and the National Championship game.



PRO RUNNERS PUTTING IN WORK

UTSA currently has 11 players playing professionally across the world - checking in on the latest.

- **Keaton Wallace** (UTSA 2017-21), After a strong NBA Summer League performance for the LA Clippers, Wallace signed with the Atlanta Hawks and went to training camp in September. Wallace plays in the NBA G League for the College Park SkyHawks ATL affiliate in College Park, Ga. He has started all 11 games for the SkyHawks, averaging 12.8 ppg off 45.9% shooting, 5.5 apg and 4.4 rpg. He played the last two seasons for the Ontario Clippers
- **Jhivvan Jackson** (UTSA 2017-21) plays in Germany for the Tigers Tuebingen of the Germany's top league, Basketball Bundesliga. Turning in six performances of 20+ this season as a point guard, Jackson is averaging 19.7 ppg on 57.3% shooting, with 4.4 apg and 3.0 rpg.
- **Nick Allen** (UTSA 2015-19) plays small forward for Earthfriends Tokyo Z in the Japanese B3 League. Allen is averaging 7.3 ppg with 5.0 rpg through 18 games this season.
- **Kaj-Bjorn Sherman** (UTSA 2011-15) plays in Spain for Club Baloncesto Benidorm out of Alicante, averaging 13.1 ppg, 8.6 rpg and 2.4 apg at center for the club.
- **Dhieu Abwok** (UTSA 2021-22) plays in Tanzania for Pazi Basketball Club of the Tanzania National Basketball League. Abwok is averaging 24.3 ppg, 9.3 rpg, 1.3 apg and 3.0 spg so far this season as a guard for Pazi.

Some other recent pro moves for former Roadrunners

- **Giovanni De Nicolao** (UTSA 2016-19) signed for Gevi Napoli in Italian Serie A.
- **Cedrick Alley Jr.** (UTSA 2020-22) averages 10.3 ppg, 6.1 rpg for RASHI in Georgian Superleague.
- **Atem Bior** (UTSA 2014-15) averages 5.9 ppg, 3.8 rpg for Brisbane Capitals in Australian NBL One.
- **Richard Froehlich** (UTSA 2008-10) averages 5.4 ppg, 3.2 rpg for Stade in German Regionalliga.
- **James Ringholt** (UTSA 2014-18) plays center for Ipswich Force in Australian NBL One.
- **Deon Lyle** (UTSA 2017-18) plays out of New York for the Albany Patroons in The Basketball League (TBL), signing in February after averaging 16.4 points 4.3 rebounds in 23 games last season. This year, he's averaging 11.2 ppg, 3.0 rpg and 1.7 apg.

AMERICAN MUSCLE

- UTSA's 43rd season on the basketball court is also the Roadrunners first year as a member of the American Athletic Conference, joining the league on Saturday, July 1, as one of six institutions welcomed to form the AAC's new lineup of 15 schools in The American's 10th year. The conference has 14 programs that compete in men's basketball: Charlotte, East Carolina, Florida Atlantic, Memphis, North Texas, Rice, SMU, South Florida, Temple, Tulane, Tulsa, UAB and Wichita State compete with UTSA in the new-look league.
- As a member of The American, UTSA will enjoy greater national media exposure, enhanced brand recognition, more Texas team matchups and expanded recruiting opportunities, furthering the university's ability to compete at the highest level.
- A league presence in four of the top 10, six of the top 25 and 12 of the top 52 Nielsen media markets allows The American to enjoy a lucrative and comprehensive media rights partnership with ESPN, giving the conference a significant presence on the Worldwide Leader's primary television networks (ABC, ESPN, ESPN2, ESPNU) and an all-sports presence on ESPN+, the industry's leading streaming service with more than 25.3 million subscribers.
- This marks the fifth conference that UTSA has been a full-fledged member of since first joining the Trans America Athletic Conference (now Atlantic Sun) in 1986 after five years as an NCAA Division I Independent. UTSA was a member of the Southland Conference from 1992 to 2012, and spent one year in the Western Athletic Conference before joining Conference USA in 2013.

UNDERESTIMATING THE ROADRUNNERS

- With UTSA coming off a 10-22 season and making the move to a stronger basketball conference, the preseason predicted order of finish in the AAC doesn't reflect UTSA's potential. During the AAC Media Days on Oct. 8-9, the announcement came that the Roadrunners were picked 14th.
- Returning a solid roster from last year's Final Four run, Florida Atlantic was picked as the preseason favorite with 11 of the league's head coach votes, while reigning AAC Tournament champion Memphis was chosen second with three first-place votes. Next on the list were Tulane, UAB, East Carolina, North Texas, SMU, Wichita State, South Florida, Tulsa, Rice, Temple, Charlotte and UTSA.

YOUNG TALENT

- Freshman guard **Nazar Mahmoud** is the only high school recruit in this year's class. Born in July 2005, Mahmoud is the 11th-youngest player to be on an NCAA roster this season and the youngest player set to take the court in the American Athletic Conference. Topping the list is Iowa State's JT Rock, who was born March 1, 2006 and still four months under 18 to open the season.

WHO'S NEW?

- **Junior guard/forward Blessing Adesipe** hasn't seen the court for the Roadrunners just yet, but the expectations are high for the Texas-native JUCO product who got his start in Montana. Adesipe played two seasons at Miles College in Miles City, Montana, where he put up 1,132 points in just two prolific scoring seasons playing under coach Chase Tait. He started all 30 games for the Pioneers as a sophomore in 2022-23 en route to an NJCAA All-America Honorable Mention and NJCAA All-Star selection by the NJCAA Men's Basketball Coaches Association. At Miles in 2022-23, he averaged 21.6 ppg to lead the team, rank second in the Mon-Dak Athletic Conference and 14th in NJCAA Division I. He shot 41.8 percent from the floor and racked up double-figures in 28 games, topped by a 39-point performance against Dakota-Bottineau - 1-of-5 outings in excess of 30 points. Also averaged 9.9 rebounds per game with 16 double-digit rebounding performances, along with 2.3 assists and 1.3 steals per contest.

• **Junior guard PJ Carter** was an effective shooter for the Roadrunners in the exhibitions, leading UTSA with 50-percent shooting from long range (4-8). He also delivered five assists. A former Georgia Region 5-6A Player of the Year and 6A All-State honoree from Atlanta, Carter played the 2022-23 season at Georgia Highlands College under coach Jonathan "JJ" Merritt. He earned first-team All-GCAA honors while helping the Chargers to a 23-10 season that went all the way to the GCAA Championship final. Carter led the team with 16.3 ppg despite coming off the bench in 29 of the 33 games he played. Logged double-figure scoring in 29 contests while shooting 46.6 percent from the floor, 43 percent from the perimeter and 79.5 percent from the free throw line. Before GHC, he played two years at Campbell.

- A well-rounded performer who has come off the bench in both exhibition games, **junior forward Chandler Cuthrell** earned a double-double in both outings and averaged 11.5 ppg and 11.0 rpg, while also contributing eight assists to the effort.

Cuthrell played two seasons in the Texas Panhandle at Odessa College under coach Kris "Bucket" Baumann, helping the Wranglers to a 30-4 record in 2022-23, a Western Junior College Athletic Conference title and an appearance in the NJCAA DI National Quarterfinals - ranking third in the final NJCAA DI rankings. Cuthrell played 34 games last year with a 7.2 ppg, 3.0 rpg, shooting 48.8 percent from the floor and 40.8 percent from three.

- Making his physical presence felt in the post, **junior forward/center Trey Edmonds** averaged 13.0 points with 7.5 rpg in the exhibitions, including 11 boards on the offensive glass.

Edmonds played two seasons at Utah Tech, the former Dixie State, in St. George, Utah, appearing in 33 games with one start last year. Limited to just over 8.3 mpg in two years with the Trailblazers, Edmonds averaged 2.5 ppg on 46.8 percent shooting, 2.3 rpg.

- The most diversified performer of exhibition season, **graduate student guard/forward Dre Fuller Jr.** shot .440 through the exhibitions to average 13.0 ppg, 9.0 rpg, 4.0 apg and 1.5 spg. One of the most experienced transfers to join the Roadrunners this season, Fuller played three seasons at UCF in Orlando, logging 67 games and 27 starts for the Knights. Fuller averaged 5.7 ppg on 42.2-percent shooting, with 3.4 rpg and 1.5 apg.

- Immediately taking charge in leading the UTSA offense, sophomore **point guard Adante Holiman** was a scorer and a distributor in the exhibitions, putting up 11.5 ppg with 2.5 apg.

A former four-star high school recruit and the No. 1-rated player in Oklahoma, Holiman registered 2,392 prep points and ranked among the top 50 in Oklahoma history after wrapping a 32-ppg, 5.0 apg senior season. He comes to San Antonio after an outstanding rookie season at UT Rio Grande Valley, playing 24 games with 11 starts for the Vaqueros. As a freshman, Holiman averaged 7.5 ppg on 44.7-percent shooting, doling out 3.0 apg.

- One of the most anticipated players to take the court, seven-foot **redshirt senior center Carlton Linguard Jr.** has not disappointed. His debut saw the agile big man score 20 on 8-of-12 shooting, registering nine boards with three assists in the opening exhibition. Across the two preseason contests, Linguard averaged a team-high 14.5 ppg with 10.5 rpg, 2.0 apg and 2.0 blocks per outing.

The homegrown Kansas State transfer had to sit last season for a year in residence, playing 32 games with two starts with the Wildcats. He averaged 1.8 ppg and 1.3 rpg while coming off injuries. Before KSU, he was the 12th best junior college prospect at Temple College on the I-35 corridor, where he put up 13.3 ppg on 51.4-percent shooting with 9.5 rpg and 3.6 rpg - logging 12 double-doubles with double-figure scoring in 25-of-30 and double-digit boards in 13.

- The lone freshman among the 12 newcomers, **guard Nazar Mahmoud** averaged 13.0 ppg, 6.5 rpg and 2.0 apg, knocking down a team-best 5-for-10 from three against Trinity and McMurry. Mahmoud rated as a three-star player and the No. 37 shooting guard coming out of Spring Creek Academy in Plano, Texas, helping the Spartans to a 26-4 record during his senior year. Mahmoud scored 20.6 ppg on 42-percent shooting, with nearly five (5) rpg and two (2) apg. Earned All-SWAIC honors as a senior and was named the District 25-5A Offensive MVP and TABC All-State as a junior at Leander's Rouse High.



WHO'S NEW? (cont'd)

- **Junior forward Josh Reid** saw limited time in the exhibitions, averaging 1.5 ppg and 0.5 rpg. Reid joined the Roadrunners after two seasons at Gulf Coast College in Panama City, Florida, playing 28 games with 20 starts for the Commodores last year. Reid shot 45 percent from the floor for 10.3 ppg, logging 6.4 rpg with 42 assists and 34 steals.
- Former Antonian Prep standout **junior guard Juan Reyna** is returning home after one season each at Campbell and Alabama State. At Campbell, Reyna averaged 5.3 ppg in 30 games with the Camels. Put up 8.7 ppg 26 games at Bama State. Graduated from Duncanville High after leaving San Antonio, where he helped lead DHS to back-to-back UIL 6A State Championships (2020, '21) and surpassed 2,000 career points. As a senior, Reyna averaged 20.8 ppg and 3.2 apg.
- **Junior guard Justin Thomas** helped Milwaukee to the best record in seven years, playing in 33 games with 7.3 ppg, 4.4 rpg and 3.0 apg. Thomas shot 43.2 percent (82-of-190) from the field overall, 42.9 percent (24-of-56) and led the team with 98 assists. Began his collegiate career at Division II Queens University of Charlotte.
- A former All-District 4-6A and All-Region player from Fort Worth's North Crowley High, redshirt **junior guard Isaiah Wyatt** registered 7.0 ppg and 5.0 rpg through the exhibitions. Wyatt arrived at UTSA after one season at NCAA Division II Chadron State in northwestern Nebraska. Wyatt earned All-RMAC honors after leading the Eagles with 15.2 ppg through 29 starts, scoring in double-figures in 25 outings after shooting 45.1 percent. Hit 46.9-percent beyond the arc and was second in the RMAC with 2.8 threes per contest. Also grabbed 5.3 rpg. Also played at Texas JUCOs, Southwestern Christian and McClennan.

RETURNING FROM THE 2022-23 ROSTER

- UTSA lost 12 players from last year's squad and returns only two contributors from 2022-23. The pair accounted for just 8.4 percent of the points, 10.5 percent of rebounds, 12.4 percent of assists and 12.6 percent of steals last season.
- **Junior guard Christian Tucker** is in the mix for a steady starting spot for the Roadrunners, playing in 30 games last season with six starts. In 2022-23, Tucker averaged 4.8 points, 1.4 assists and 1.5 rebounds per game. Through the two exhibitions, Tucker led UTSA with 16 points in the second contest vs. McMurry en route to a 11.5 ppg 3.0 rpg pre-season - leading the team with 5.0 assists per contest. In total, Tucker has played 56 games with 12 starts for the Roadrunners, averaging 4.1 ppg and 1.3 apg. Tucker was a first-team All-Region and All-State honorable mention at Gilbert Perry High School in Chandler, Ariz., averaging 16 points, five assists and five rebounds while leading Gilbert Perry to a Regional Championship.
- A starter at forward last year in his rookie season, **sophomore Massal Diouf** appeared in 27 games and started 21 contests a year ago. Diouf shot 42.5 percent and averaged 2.0 ppg, 2.7 rpg in 10.9 mpg. In the exhibitions, Diouf led the team with an .856 shooting average, putting up 6.0 ppg with 3.5 rpg. Diouf prepped at Western Canada Prep Academy and played with the U-16 and U-18 Dutch National Team. He earned Canadian Junior Basketball Team first-team All-Star honors while leading Western Canada to a third-place finish.

BRINGING THE JUICE

- Last November, former Roadrunner **guard Jordan Ivy-Curry** was suiting up for Pacific the first time and went on to finish with 33 games and seven starts for the Tigers, logging 10.3 points and 2.6 rebounds per game while shooting 42.2 percent from the field. He was a career-best 86.4 percent at the free throw line, leading Pacific with a 70-for-81 charity stripe performance.
- A season later, "Juice" Ivy-Curry is right back where he started the first two years of his career and looking for the opportunity to join the new-look Roadrunners. A 2020-21 Conference USA All-Freshman teamer, Ivy-Curry has played 47 games for the Roadrunners, logging 19 starts in 21 games as a sophomore for 13.9 ppg - the second-best individual UTSA mark. Ivy-Curry scored in double-figures 15 times, topping out at 27 points. He also added 2.3 rpg and 1.9 apg.
 - **With the court injunction in place for the 2023-24 season, Ivy-Curry and Juan Reyna are expected to make season debuts at Oregon State. Ivy-Curry's appeal was initially denied in early November.**

THE CENTER OF ATTENTION

- UTSA's roster got considerably taller last season when **center Carlton Linguard Jr.** announced his pledge to the Roadrunners in the offseason. The 7-foot San Antonio native, played his high school ball at Stevens and returned to the Alamo City hoping to be eligible for the second semester - but his opportunity never materialized while he finished re-establishing residency.
- The 14.5 ppg and 9.0 rpg he averaged in the exhibition games was an optimistic indicator, albeit against lower-division opposition.
- If his regular season debut is was any indication (at a 12 point/10 rebound double-double), Linguard could be one of the most exciting players for the Roadrunners and in the American Athletic Conference this season due to his mix of size, reach and mobility.

STEVE HENSON VS. OPPONENTS

OPPONENT	HENSON	OPPONENT	HENSON
Arkansas	0-1	Old Dominion	3-5
Arkansas-Fort Smith	1-0	Oregon State	0-3
Army West Point	0-0	Ottawa (AZ)	1-0
Bethany, KS	2-0	Our Lady of the Lake	2-0
Bethune-Cookman	1-0	Prairie View A&M	2-1
Bradley	0-1	Rice	7-6
Charlotte	4-4	St. Edward's	0-1
Coastal Carolina	0-1	St. Mary's	2-0
Dallas Christian	1-0	Sam Houston State	1-1
Dartmouth	0-1	Southeastern Oklahoma State	1-0
Denver	1-0	Southwestern Adventist	1-0
East Carolina	0-0	Southern Miss	7-7
East Central	1-0	South Dakota State	0-1
FIU	7-5	South Florida	0-0
Florida Atlantic	4-10	SMU	0-0
FGCU	1-0	Sul Ross State	1-0
Fresno State	0-1	Temple	0-0
Grambling State	0-1	Texas A&M-Commerce	0-1
Grand Canyon	0-1	Texas A&M-Corpus Christi	3-3
Houston Christian	3-0	Texas State	4-2
Illinois-Chicago	0-1	Texas Tech	0-1
Illinois State	1-1	Tulane	0-0
IUPUI	1-0	Tulsa	0-1
Jacksonville State	0-1	Trinity	2-0
James Madison	1-0	UAB	5-9
Lamar	4-2	UC Irvine	0-1
Little Rock	0-1	UIW	2-0
Louisiana Tech	4-8	Utah	0-1
Marshall	3-4	Utah State	0-1
Memphis	0-0	Utah Valley	1-2
Middle Tennessee	1-7	UT Permian Basin	1-0
Minnesota	0-1	Utah	0-1
Nebraska	0-1	UTEP	2-5
New Mexico	0-1	UTRGV	0-2
North Texas	2-9	Western Illinois	1-0
Oklahoma	0-5	Western Kentucky	3-8
Oklahoma State	0-1	Wichita State	0-0

HENSON'S EIGHTH YEAR AT THE HELM

- The Roadrunners are led by **eighth-year head coach Steve Henson**, the 2017-18 Conference USA Coach of the Year. UTSA's Nov. 6 victory pushed him on to the next milestone as a 100-game winner at UTSA.
- Henson, a former star player at Kansas State (1986-90), took over at UTSA for the 2016-17 season and quickly transitioned the Roadrunners into an up-tempo, high-scoring offensive unit.
- The Kansas native took over at UTSA after five years as an assistant at Oklahoma for Lon Kruger. Henson was also on the staff with Kruger for seven seasons at UNLV after a season at South Florida and scouting then coaching with the Atlanta Hawks.
- A member of the Kansas State Athletics Hall of Fame who led K-State to four straight NCAA Tournaments, Henson still holds all-time program records for career assists (582), assists per game (4.58), assists in a season (186), assists in a game (12), free throw percentage (.900), minutes played (4,474), minutes per game (35.2), starts (118) and consecutive starts (118).
- A two-sport standout at K-State, he was a decathlete and placed third as a sophomore and junior at the Big Eight Championships.
- He was a second-round pick of the Milwaukee Bucks in the 1990 NBA Draft - going 44th overall - and played seven years in the NBA and two seasons in Italy and Greece.
- Henson earned Mr. Basketball honors while playing for his legendary father at McPherson High School.
- Henson has a knack for coaching elite scoring guards, including former Oklahoma standout Buddy Hield and former UTSA standouts Jhivvan Jackson and Keaton Wallace.



THE LAST TIME ...

TEAM

Played a ranked team

vs. #24 Florida Atlantic (L, 64-83) (1/19/23)

Beat a ranked team

at #13 Arizona State (W, 87-85) (12/18/94)

Lost to a ranked team at home

vs. #24 Florida Atlantic (L, 64-83) (1/19/23)

Lost to a ranked team on road

at #17 Utah State (L, 50-82) (11/19/19)

Lost to a ranked team at neutral site

vs. #25 Middle Tennessee (L, 86-70) (03/09/17)

Played an overtime game

vs. Western Illinois (W, 78-68) (11/6/23)

Played a double-overtime game

at Charlotte (L, 108-114) (02/25/16)

Scored 130+ points

UTSA: 136 vs. East Central (W, 136-68) (11/22/08)

Opp: N/A

Scored 120+ points

UTSA: 123 vs. SW Adventist (W, 123-43) (3/4/21)

Opp: 121 vs. Centenary (L, 116-121) (1/4/90)

Scored 110+ points

UTSA: 116 at Marshall (W, 116-106) (2/2/19)

Opp: 114 at Charlotte (L, 108-114) (02/25/16)

Scored 100+ points

UTSA: 101 vs. Dallas Christian (W, 101-48) (1/3/22)

Opp: 102, Minnesota (L, 102-76) (11/10/23)

Scored 90+ points

UTSA: 93, vs. Arkansas-Fort Smith (W, 93-60) (12/10/23)

Opp: 93, at Little Rock (L, 84-93) (12/13/23)

Scored less than 50 points

UTSA: 44, at Oklahoma (11/12/21)

Opp: 47, Trinity (11/7/22)

Shot 70+ percent from field

UTSA: N/A

Opp: 70.0% (42-60), UAB (1/07/16)

Shot 60+ percent from field

UTSA: 64.6% (51-79), vs. SW Adventist (3/4/21)

Opp: 62.3% (33-53), Rice (2/3/22)

Shot 50+ percent from field

UTSA: 52.5% (32-61), at Rice (2/16/23)

Opp: 50.0% (29-58), at Little Rock (L, 84-93) (12/13/23)

Shot less than 40 percent from field

UTSA: 31.7% (19-60) at Texas State (11/17/23)

Opp: 35.5% (22-62), vs. Arkansas-Fort Smith (12/10/23)

Shot less than 30 percent from field

UTSA: 29.6% (16-54), vs. Grambling State (11/25/22)

Opp: 26.1% (18-69), Dallas Christian (1/3/22)

Shot less than 25 percent from field

UTSA: 25.7% (19-74), UTRGV (12/17/21)

Opp: 23.8% (15-63), Jarvis Christian (1/25/12)

Did not make a 3-pointer

UTSA: vs. Texas (1/05/94)

Opp: at Nicholls (1/14/09)

Won by 20+ points

UTSA: (33) (93-60), vs. Arkansas-Fort Smith (12/10/23)

Opp: (26) (102-76), Minnesota (11/10/23)

Won by 30+ points

UTSA: (33) (93-60), vs. Arkansas-Fort Smith (12/10/23)

Opp: (40) (106-66), Florida Atlantic (2/23/23)

Won by 40+ points

UTSA: (53) 101-48, vs. Dallas Christian (1/3/22)

Opp: (40) (106-66), Florida Atlantic (2/23/23)

Won by 50+ points

UTSA: (53) 101-48, vs. Dallas Christian (1/3/22)

Opp: (52) 96-44, Oklahoma (11/12/21)

Won by 60+ points

UTSA: (80) 123-43 vs. SW Adventist (3/4/21)

Opp: (66) 50-116 at Texas (12/08/15)

Scored 50+ points in a half

UTSA: 58 (2nd), W, 93-60, vs. Arkansas-Fort Smith (12/10/23)

Opp: 51 (2nd), L, 84-93 at Little Rock (L, 84-93) (12/13/23)

Scored 50 points in both halves

UTSA: 62 (1st), 63 (2nd) 125-64 vs. Ottawa (11/30/17)

Opp: 51 (1st), 54 (2nd) 105-66, Oklahoma (12/3/20)

Had 5+ players score in double digits

UTSA: Christian Tucker (23), Isaiah Wyatt (16), PJ Carter (12), Dre Fuller Jr. (12), Carlton Linguard Jr. (10) on 12/13/23 at Little Rock

Opp: Terry Anderson (20), Adam Hamilton (16), B.B. Knight (16), Ja'Sean Jackson (12), Chris Pryor (11) Jakevion Buckley (10) on 11/14/23x at Lamar

Had 2+ 20-point scorers

UTSA: Carlton Linguard Jr. (21), Isaiah Wyatt (20) vs. Arkansas-Fort Smith (12/10/22)

Opp: Jamir Chaplin (22), Bradley Douglas (20), at Little Rock (12/13/23)

Had 3+ 20-point scorers

UTSA: Jhivvan Jackson (20), Byron Frohnen (21), Keaton Wallace (21), at HBU (11/26/18)

Opp: Donovan Sims (24), Antonio Green (21), James Hawthorne (20), MT (1/17/19)

PLAYER

Scored 50+ points

UTSA: 52, Roderic Hall, vs. Maine (12/6/97)

Opp: 61, Wayman Tisdale, Oklahoma (12/28/83)

Scored 40+ points

UTSA: 45, Jhivvan Jackson, at ODU (2/6/20)

Opp: 41, Mike Daum, South Dakota State (11/20/18)

Scored 30+ points

UTSA: 30, Japhet Medor, vs. Rice (1/16/23)

Opp: 30, Quincy Olivari, Rice (1/16/23)

Recorded a triple-double

UTSA: Devin Gibson, (28 pts, 10 reb, 10 ast) vs. Samford (3/9/11)

Opp: Max Fiedler, Rice (24 pts, 13 reb, 11 ast) (1/16/23)

Recorded a double-double

UTSA: Christian Tucker (13 pts, 11 ast) vs. Lamar (11/30/23)

Opp: Adam Hamilton, Lamar (12 pts, 10 reb) (11/30/23)

Two players recorded a double-double

UTSA: Jacob Germany (20 pts, 13 reb) & DJ Richards (17 pts, 10 reb) at Western Kentucky (2/2/23)

Opp: Terry Anderson (20 pts, 11 reb), Adam Hamilton (16 pts, 14 reb) (Lamar, 11/14/23)

Recorded 20+ rebounds

UTSA: 20, Clarence McGee, vs. Hardin-Simmons (2/27/88)

Opp: 22, Wayman Tisdale, Oklahoma (12/28/83)

Recorded 15+ rebounds

UTSA: 18, Jacob Germany, at FIU (2/25/23)

Opp: 16, Isaac Mushila, TAMU-CC (11/11/22)

Recorded 20+pts/20+reb

UTSA: Clarence McGee (20 pts, 20 reb), vs. Hardin-Simmons (2/27/88)

Opp: Wayman Tisdale (61 pts, 22 reb), Oklahoma, (12/28/83)

Recorded 10+ assists

UTSA: 11, Christian Tucker, Lamar (11/30/23)

Opp: 11, Max Fiedler, Rice (1/16/23)

Made 8+ 3-pointers

UTSA: 8, Keaton Wallace, vs. UAB (3/11/20)

Opp: 8, Keaton Willis, LA Tech (2/19/22)

Made 15+ free throws

UTSA: 16, Japhet Medor, vs. Prairie View A&M (11/22/22)

Opp: 15, Akeem Richmond, East Carolina (2/8/14)

Made 10+ free throws

UTSA: 12, Christian Tucker, vs. Western Illinois (11/6/23)

Opp: 10, Christian Turner, Texas State (11/17/22)

Recorded 10+ blocks

UTSA: N/A

Opp: 13, Wojciech Myrda, Louisiana-Monroe (1/17/02)

Recorded 5+ blocks

UTSA: 5, Jacob Germany, vs. Southern Miss (1/22/21)

Opp: 6, Jamarion Sharp, WKU (2/2/23)

Recorded 5+ steals

UTSA: 5, Japhet Medor, at FIU (2/25/23)

Opp: 6, Isaiah Crawford, La Tech (12/29/22)

Played every minute (regulation)

UTSA: Erik Czumbel & Darius McNeill, at UTEP (1/20/22)

Opp: Cobe Williams, Louisiana Tech (1/28/23)

Two players played every minute (regulation)

UTSA: Erik Czumbel & Darius McNeill, at UTEP (1/20/22)

Opp: Taevion Kinsey & Taylan Grogan, Marshall (2/13/20)

Played every minute (+OT)

UTSA: Jordan Sims, at Tulsa (3/2/14)

Opp: Jared Savage, WKU (2/15/20)

Played every minute (+20T)

UTSA: N/A

Opp: Jon Davis, Charlotte (2/25/16)

Fouled out

UTSA: Dre Fuller Jr, at Little Rock (12/13/23)

Opp: Terry Anderson, Lamar (11/30/23)

Two or more players fouled out

UTSA: Carlton Linguard Jr., Trey Edmonds, Texas State (11/18/23)

Opp: Jame Harrison, Josh Nzeakor, vs. Lamar (3/14/18)



MISCELLANEOUS STATISTICS

dates to prior seasons = *

Current Streak	Lost 1
Current Home Streak	Won 3
Current Road/Neutral Streak	Lost 1
Last Win	Dec. 10, 2023 vs. UAFS (93-60)
Last Home Win	Dec. 10, 2023 vs. UAFS (93-60)
Last Road Win ...	Nov. 20, 2023 at Houston Christian (89-87)
Last Neutral Win...	Dec. 11, 2021 vs. Sam Houston (78-73)*
Last Loss	Dec. 13 2023 at Little Rock (84-93)
Last Home Loss ..	Nov. 24, 2023 vs. Jacksonville St. (62-77)
Last Road Loss	Dec. 13 2023 at Little Rock (84-93)
Last Neutral Loss	March 8, 2023 vs. Rice [CUSA] (71-72)*

2023-24 RECORD BY STARTING LINEUP

Holiman, Tucker, Fuller, Edmonds, Linguard	1-3
Holiman, Tucker, Wyatt, Fuller, Edmonds	3-1
Tucker, Wyatt, Fuller, Edmonds, Linguard	1-1

LEADING THE TEAM

- Following is the number of times a player led UTSA in scoring, rebounding, assists and steals.
- If two or more players tied for the team lead, all were credited for that game:

Player	Pts.	Reb.	Ast.	Blk.	Stl.
PJ Carter	1	1	-	2	1
Chandler Cuthrell	-	2	-	2	1
Massal Diouf	-	-	-	2	-
Trey Edmonds	-	3	-	-	1
Dre Fuller Jr.	1	3	1	3	3
Adante' Holiman	2	-	1	1	2
Carlton Linguard Jr.	1	1	-	7	1
Nazar Mahmoud	-	-	-	-	-
Josh Reid	-	-	-	-	-
Christian Tucker	4	-	8	2	6
Isaiah Wyatt	1	1	-	3	3

UTSA SPECIALTY STATISTICS

OPPONENT	POINTS VIA						LEAD			LARGE			LARGE DEFICIT
	T/O	2ND CH	PAINT	FASTB	BENCH	TIES	CHG	LEAD	LEAD TM	W-L, SCORE	OVERCOME		
Trinity (exhib.)	24	22	42	0	38	0	1	30	38:55	W, 100-70	N/A Led Full		
McMurry (exhib.)	21	26	72	28	69	0	2	48	38:29	W, 125-84	N/A Led Full		
Western Illinois	14	10	28	16	15	8	9	10	36:29	W, 78-68 OT	2		
at Minnesota	11	11	36	16	30	0	0	-	00:00	L, 76-102	N/A Trailed Full		
at Lamar	10	13	32	15	32	10	9	8	19:23	L, 82-90	8		
at Texas State	12	14	14	5	25	5	4	3	2:25	L, 62-72	6		
at Houston Christian	12	17	44	7	29	3	3	13	36:24	W, 89-87	2		
Jacksonville State	10	6	26	12	15	2	4	2	1:05	L, 62-77	4		
UIW	10	21	34	18	37	6	5	14	20:25	W, 90-80	8		
Lamar	15	20	16	21	22	1	4	12	26:15	W, 86-83	10		
Arkansas-Fort Smith	17	16	26	20	23	0	0	33	39:45	W, 93-60	N/A Led Full		
at Little Rock	13	8	18	18	17	1	7	14	24:49	L, 84-93	1		
at Oregon State													
Army West Point													
Prairie View A&M													
UAB*													
at Rice*													
at Memphis*													
Charlotte*													
at Tulsa*													
Florida Atlantic*													
Tulane*													
at South Florida*													
Rice*													
at Wichita State*													
East Carolina*													
at Charlotte*													
at Temple*													
South Florida*													
at North Texas*													
Tulsa*													
at SMU*													
Temple*													

GAME MARGINS

	1	2	3	4	5	6	7	8	9	10	11	12	13	14	15+
Wins by	-	1	1	-	-	-	-	-	-	2	-	-	-	-	1
Losses by	-	-	-	-	-	-	-	1	1	1	-	-	-	-	2

UTSA IN GAMES DECIDED BY

1-5 points	6-10 points	11-19 points	20 or more
2-0	2-3	0-1	1-1

UTSA TOP INDIVIDUAL PERFORMANCES

POINTS	27 - Isaiah Wyatt vs Lamar (11/30/23)	3FG MADE	7 - Isaiah Wyatt vs Lamar (11/30/23)	REBOUNDS	12 - Trey Edmonds at Lamar (11/14/23)
FG MADE	8 - by three players last: Carlton Linguard Jr. (12/10/23) - Also Wyatt, Fuller	3FG ATT.	12 - Adante' Holiman vs. UIW (11/14/23) 12 - Isaiah Wyatt vs Lamar (11/30/23)	ASSISTS	11 - Christian Tucker vs Lamar (11/30/23)
FG ATT.	16 - Adante' Holiman at Lamar (11/14/23) 16 - Isaiah Wyatt vs Lamar (11/30/23)	FT MADE	12 - Christian Tucker vs Western Ill. (11/6/2023)	STEALS	3 by 3 Players last Christian Tucker vs. UAFS (12/10/23) (also Wyatt, Holiman)
FG PCT.	.750 (3-4) - Trey Edmonds HCU (11/20/23)	FT ATT.	15 - Christian Tucker vs Western Ill. (11/6/2023)	BLOCKS	4 - Carlton Linguard Jr. vs Lamar (11/30/23)
		FT PCT. (MIN 3)	1.000 (6-6) - C. Tucker v vs Lamar (11/30/23)	TURNOVERS	4 (4x) - last Christian Tucker, at Little Rock (12/13/23)

UTSA TEAM SINGLE-GAME SEASON HIGHS

POINTS	UTSA: 93 vs. Arkansas-Fort Smith (12/10/23) OPP: 102 at Minnesota (11/10/23)	3FG	UTSA: 19 vs. Arkansas-Fort Smith (12/10/23) OPP: 16 vs Lamar (11/30/23)	ASSISTS	UTSA: 22 vs Lamar (11/30/23) OPP: 21 (2x) at Minnesota (11/10/23)/ at Lamar (11/14/23)
FIELD GOALS	UTSA: 34 vs. Arkansas-Fort Smith (12/10/23) OPP: 33 vs. UIW (11/25/23)	FREE THROWS MADE	UTSA: 26 vs. Western Illinois (11/6/23) OPP: 28 at Minnesota (11/10/23)	STEALS	UTSA: 7 at Minnesota (11/10/23) OPP: 12 vs. UIW (11/25/23)
FIELD GOAL PCT.	UTSA: .493 at Houston Christian (11/20/23) OPP: .545 at Minnesota (11/10/23)	REBOUNDS	UTSA: 53 vs. Arkansas-Fort Smith (12/10/23) OPP: 57 at Lamar (11/14/23)	BLOCKS	UTSA: 7 vs. Western Illinois (11/6/23) OPP: 10 vs. Western Illinois (11/6/23)



UTSA IN NCAA RANKINGS

as of 12/15

Category	NCAA Rank	AAC Rank	Value
Assist/Turnover Ratio	116	5	1.21
Assists/game	138	4	14.2
Bench Points/game	123	6	24.50
Blocks/game	55	3	4.7
Effective FG pct	255	10	49.2
Fastbreak Points	43	5	14.80
FG Percentage	298	12	41.4
FG Percentage Defense	191	9	42.9
Fouls/game	310	14	19.8
FT Attempts/game	52	7	23.3
FT Percentage	208	10	70.0
FT Made/game	66	8	16.3
Rebound Margin	202	9	1.0
Rebounds (Defensive)/game	45	2	28.40
Rebounds (Offensive)/game	46	4	13.30
Rebounds/game	28	2	41.70
Scoring Defense	336	13	81.2
Scoring Margin	267	12	-1.0
Scoring Offense	80	3	80.2
Steals/game	315	13	5.2
3-Point Attempts/game	14	1	28.9
3-Point Percentage	119	4	34.9
3-Point Percentage Defense	226	10	33.6
3-Pointers/game	21	1	10.1
Turnover Margin	296	13	-1.8
Turnovers Forced/game	335	13	9.90
Turnovers/game	117	6	11.7
Winning Percentage	199	11	50.0

UTSA IN AAC INDIVIDUAL RANKINGS

top 15 only (as of 12/12)

Player	Rank	Value
Trey Edmonds		
Offensive Rebounds/game	10	2.30
Rebounds	15	64
Dre Fuller Jr.		
Defensive Rebounds/game	5	5.90
Rebounds	11	71
Rebounds/game	12	7.1
FG Attempts	11	108
3-Point Attempts	8	56
Adante' Holiman		
3-Pointers/game	10	2.00
3-Point Attempts	12	50
Carlton Linguard Jr.		
Blocks	4	18
Blocked Shots/game	4	1.80
Offensive Rebound/game	4	2.80
Rebounds	13	67
Christian Tucker		
Assists (26th NCAA)	1	57
Assists Avg. (28th NCAA)	1	5.7
Free Throws (24th NCAA)	2	53
Free Throw Attempts	4	61
Free Throw Pct.	5	.869
Assist/Turnover Ratio	7	2.48
Isaiah Wyatt		
3-Pointers/game	4	2.40
3-Pointers made	2	24
3-Point Attempts	6	58

UTSA INDIVIDUAL MISCELLANEOUS STATISTICS

DOUBLE-FIGURE SCORING GAMES

Player	20-21	21-22	22-23	23-24	UTSA (Tot)
Carter	-	-	x	5	5 (5)
Cuthrell	x	x	x	1	1 (1)
Diouf	x	x	0	0	0
Edmonds	x	1	1	3	3 (5)
Fuller 19-20 (7)	5	3	x	6	6 (21)
Holiman	-	-	9	2	2 (11)
Ivy-Curry	6	15	20	-	21 (41)
Linguard	1	0	x	7	7 (8)
Mahmoud	-	-	-	0	0
Tucker	x	2	5	8	15 (15)
Wyatt	-	-	25	4	5 (30)

(other institution)

20-POINT+ SCORING GAMES

Player	20-21	21-22	22-23	23-24	UTSA (Tot)
Carter	-	-	x	0	0
Cuthrell	x	x	x	0	0
Diouf	x	x	0	0	0
Edmonds	x	0	0	0	0
Fuller 19-20 (0)	0	0	x	1	1 (1)
Holiman	-	-	0	2	2 (2)
Ivy-Curry	0	4	2	-	4 (6)
Linguard	0	0	x	1	1 (1)
Mahmoud	-	-	-	0	0
Tucker	x	0	0	1	1
Wyatt	x	1	4	2	2 (6)

(other NCAA institution)

DOUBLE-FIGURE REBOUNDING GAMES

Player	20-21	21-22	22-23	23-24	UTSA (Tot)
Carter	-	-	x	0	0
Cuthrell	-	-	-	1	1 (1)
Diouf	x	x	0	0	0
Edmonds	x	0	0	1	1 (1)
Fuller 19-20 (0)	3	0	x	3	3 (6)
Holiman	-	-	0	0	0
Ivy-Curry	0	0	1	-	0 (1)
Linguard	0	0	x	2	2 (2)
Mahmoud	-	-	-	0	0
Tucker	x	0	0	0	0
Wyatt	-	-	4	0	0 (4)

(other NCAA institution)

DOUBLE-DOUBLES

Player	20-21	21-22	22-23	23-24	UTSA (Tot)
Carter	-	-	x	0	0
Cuthrell	-	x	x	0	0
Diouf	-	-	0	0	0
Edmonds	-	0	0	1	1 (1)
Fuller	0	0	x	1	1 (1)
Holiman	-	-	0	0	0
Ivy-Curry	0	0	1	-	0 (1)
Linguard	0	0	x	2	2 (2)
Mahmoud	-	-	-	0	0
Tucker	x	0	0	1	1 (1)
Wyatt	-	-	4	0	0 (4)

(other NCAA institution)

UTSA SINGLE-GAME RECORDS INDIVIDUAL

POINTS

52 by Roderic Hall vs. Maine (12/6/97)

FIELD GOALS MADE

22 by Derrick Gervin vs. Baylor (1/2/85)

FIELD GOALS ATTEMPTED

33 by Jhivvan Jackson at ODU (2/6/20)

HIGHEST FIELD GOAL PERCENTAGE (min. 10 att.)

92.0% (12-13) by Leon Watson vs. Texas College (11/22/98)

FREE THROWS MADE

20 by McEverett Powers vs. Texas-Arlington (1/24/02)

FREE THROWS ATTEMPTED

26 by McEverett Powers vs. Texas-Arlington (1/24/02)

FREE THROW PERCENTAGE (min. 10 att.)

100% (15-15) by Keaton Wallace vs. TAMU-CC (12/3/19)

100% (14-14) by Afis Olajuwon vs. Sam Houston St. (1/9/93)

100% (13-13) by Keon Lewis vs. Texas A&M-Corpus Christi (11/23/13)

100% (12-12) by Jhivvan Jackson vs. UTEP (1/18/20)

100% (12-12) by Jhivvan Jackson vs. Illinois St. (12/21/19)

100% (12-12) by Keon Lewis vs. UTPA (12/7/13)

100% (11-11) by Devin Gibson vs. Samford (12/20/10)

100% (10-10) by Japhet Medor vs. UTEP (2/11/23)

100% (10-10) by Jeff Beverly vs. Texas State (11/25/16)

100% (10-10) by Travis Gabbidon vs. Colgate (1/2/09)

100% (10-10) by Omar Johnson vs. Central Arkansas (2/11/09)

100% (10-10) by Steve Meyer vs. UTPA (12/9/97)

REBOUNDS

25 by Lennell Moore vs. Centenary (1/5/87)

3-POINT FGS MADE

10 by J.R. Harris at UAB (1/7/16)

3-POINT FGS ATTEMPTED

18 Twice, by Jhivvan Jackson vs. Marshall (3/7/20); at Old Dominion (2/6/20)

ASSISTS

14 by Issy Washington vs. Jarvis Christian (11/29/86)

STEALS

8 by Kurt Attaway vs. Southeastern Louisiana (3/5/04)

8 by Taju Olajuwon vs. Samford (1/19/91)

BLOCKED SHOTS

6 by Tom Oswald vs. UL Monroe (1/20/96)

TURNOVERS

12 by Andrew Francis vs. Northwestern St. (1/13/07)

12 by Devin Gibson vs. Arkansas (12/12/07)

TEAM

POINTS 136 vs. East Central (11/22/08)

HIGH WIN MARGIN 80 (123-43) vs. SW Adventis (3/4/21)

HIGH LOSS MARGIN 66 (50-116) at Texas (12/8/15)

FG MADE 55 vs. Texas State (11/24/90)

HIGHEST FG% 68.5% (37-54) vs. UTPA (12/18/97)

MOST FT MADE 38 vs. Northwestern State (2/15/01)

38 vs. UT Arlington (1/24/02)

MOST 3FG MADE 19 vs. Arkansas-Fort Smith (12/10/23)

MOST REBOUNDS 67 vs. Ottawa (11/30/17)

67 vs. Marshall (2/13/20)

MOST ASSISTS 37 vs. Schreiner (12/1/93)

MOST STEALS 27 vs. Samford (1/19/91)

MOST BLOCKS 11 vs. Texas-Pan American (1/24/85)

MOST TURNOVERS 35 vs. Texas (12/5/95)

MOST FOULS 37 vs. Baylor (1/2/85)



GAME-BY-GAME STARTING LINEUPS

OPPONENT	1	2	3	4	5	RECORD BY LINEUP
Trinity (exhib.) (W, 100-70)	Holiman	Tucker	Fuller	Edmonds	Linguard	
McMurry (Exhibition) (W, 125-84)	Holiman	Carter	Fuller	Edmonds	Linguard	
Western Illinois (W, 78-68 OT)	Holiman	Tucker	Fuller	Edmonds	Linguard	1-0
at Minnesota (L, 76-102)	Holiman	Tucker	Fuller	Edmonds	Linguard	1-1
at Lamar (L, 82-90)	Holiman	Tucker	Fuller	Edmonds	Linguard	1-2
at Texas State (L, 62-72)	Holiman	Tucker	Fuller	Edmonds	Linguard	1-3
at Houston Christian (W, 89-87)	Holiman	Tucker	Wyatt	Fuller	Edmonds	1-0
Jacksonville State (L, 62-77)	Holiman	Tucker	Wyatt	Fuller	Edmonds	1-1
UIW (W, 90-80)	Holiman	Tucker	Wyatt	Fuller	Edmonds	2-1
Lamar (W, 86-83)	Holiman	Tucker	Wyatt	Fuller	Edmonds	3-1
Arkansas-Fort Smith (W, 93-60)	Tucker	Wyatt	Fuller	Edmonds	Linguard	1-0
at Little Rock (L, 84-93)	Tucker	Wyatt	Fuller	Edmonds	Linguard	1-1
at Oregon State						
Army West Point						
Prairie View A&M						
UAB*						
at Rice*						
at Memphis*						
Charlotte*						
at Tulsa*						
Florida Atlantic*						
Tulane*						
at South Florida*						
Rice*						
at Wichita State*						
East Carolina*						
at Charlotte*						
at Temple*						
South Florida*						
at North Texas*						
Tulsa*						
at SMU*						
Temple*						

AMERICAN ATHLETIC CONFERENCE

AMERICAN ATHLETIC CONFERENCE 2023-24 HONORS RECAP

	Player of the Week	Freshman of the Week
Week 1	Aaron Scott, Jr. (North Texas)	Jayden Reid (South Florida)
W1 Honor Roll:	RJ Felton (ECU), Vladislav Goldin (FAU), Jahliil White (TEM), Kevin Cross (TLN), Cobe Williams (TLSA)	
Week 2	Igor Milicic Jr. (Charlotte)	PJ Haggerty (Tulsa)
W2 Honor Roll:	Alejandro Vasquez (UAB), David Jones (MEM), Hysier Miller (TEM), Sion James (TUL), Xavier Bell (WSU)	
Week 3	Alijah Martin (Florida Atlantic)	PJ Haggerty (Tulsa)
W3 Honor Roll:	Yaxel Lendeberg (UAB), David Jones (MEM), Zhuric Phelps (SMU), Kevin Cross (TLN), Kenny Pohto (WSU)	
Week 4	Collin Holloway (TLN)	Zion Stanford (TEM)
W4 Honor Roll:	Bobby Pettiford (ECU), Vladislav Goldin (FAU), Travis Eevee (RIC), Jordan Riley (TEM), Isaiah Wyatt (UTSA)	
Week 5	David Jones (MEM)	Zion Stanford (TEM)
W5 Honor Roll:	Ezra Ausar (ECU), Vladislav Goldin (FAU), Selson Miguel (USF), Jordan Riley (TEM), Carl Linguard (UTSA)	
Week 6		
Week 7		
Week 8		
Week 9		
Week 10		
Week 11		
Week 12		
Week 13		
Week 14		
Week 15		
Week 16		
Week 17		

AAC 2023-24 PRESEASON POLL

- Florida Atlantic (11).....167
 - Memphis (3).....159
 - Tulane.....142
 - UAB128
 - East Carolina.....105
 - North Texas.....100
 - SMU.....97
 - Wichita State90
 - South Florida62
 - Tulsa59
 - Rice56
 - Temple49
 - Charlotte46
 - UTSA.....14
- First-place votes in parenthesis

PRESEASON AAC Honors

- Preseason Player of the Year**
Johnell Davis, Jr., G, Florida Atlantic
Alijah Martin, Jr., G, Florida Atlantic
- Preseason Rookie of the Year**
Carl Cherenfant, G, Memphis
JJ Taylor, F, Memphis

PRESEASON AAC All-Conference

- First Team**
Eric Gaines, Jr., G, UAB
Johnell Davis, Jr., G, Florida Atlantic
Alijah Martin, Jr., G, Florida Atlantic
Jahvon Quinerly, Sr., G, Memphis
Jaylen Forbes, Jr., G, Tulane*
- Second Team**
RJ Felton, Jr., G, East Carolina
Jordan Brown, R-Sr., F, Memphis
Max Fiedler, Sr., F, Rice
Zhuric Phelps, Jr., G, SMU
Kevin Cross, Jr., F, Tulane
*denotes unanimous selection



2023-24 Regular Season Stats

Game Records

Record	Overall	Home	Away	Neutral
ALL GAMES	5-5	4-1	1-4	0-0
CONFERENCE	0-0	0-0	0-0	0-0
NON-CONFERENCE	5-5	4-1	1-4	0-0

Team Box Score Extended

No.	Player	Total					3-Point		F-Throw		Rebounds																
		GP-GS	MIN	AVG	FG-FGA	FG%	3FG-3FGA	3FG%	FT-FTA	FT%	OFF	DEF	TOT	AVG	PF	DQ	A	A/G	TO	TO/G	A/TO	BLK	BLK/G	STL	STL/G	PTS	AVG
22	TUCKER, Christian	10-10	317:57	31.8	37-86	.430	13-32	.406	53-61	.869	7	24	31	3.1	29	0	57	5.70	23	2.30	2.48	1	0.10	12	1.20	140	14.0
5	HOLIMAN, Adante'	8-8	214:51	26.9	30-82	.366	16-50	.320	17-23	.739	1	18	19	2.4	22	0	20	2.50	11	1.38	1.82	2	0.25	7	0.88	93	11.6
4	FULLER JR., Dre	10-10	274:54	27.5	39-108	.361	16-56	.286	18-23	.783	12	59	71	7.1	23	1	17	1.70	18	1.80	0.94	5	0.50	6	0.60	112	11.2
11	WYATT, Isaiah	10-6	247:42	24.8	33-77	.429	24-58	.414	18-24	.750	14	33	47	4.7	12	0	14	1.40	14	1.40	1.00	4	0.40	9	0.90	108	10.8
2	LINGUARD, JR., Carlton	10-6	237:21	23.7	36-82	.439	14-35	.400	15-19	.789	28	39	67	6.7	25	2	9	0.90	7	0.70	1.29	18	1.80	4	0.40	101	10.1
21	CARTER, PJ	10-0	233:55	23.4	38-87	.437	13-35	.371	9-15	.600	4	14	18	1.8	12	0	11	1.10	9	0.90	1.22	2	0.20	5	0.50	98	9.8
3	EDMONDS, Trey	10-10	213:27	21.3	30-53	.566	0-0	.000	17-38	.447	23	41	64	6.4	30	2	6	0.60	12	1.20	0.50	4	0.40	5	0.50	77	7.7
10	CUTHRELL, Chandler	10-0	158:59	15.9	13-44	.295	2-11	.182	11-17	.647	18	27	45	4.5	14	0	4	0.40	11	1.10	0.36	7	0.70	3	0.30	39	3.9
0	MAHMOUD, Nazar	8-0	50:10	6.3	6-18	.333	3-12	.250	2-4	.500	2	4	6	0.8	9	0	3	0.38	3	0.38	1.00	0	0.00	0	0.00	17	2.1
14	DIOUF, Massal	10-0	75:44	7.6	7-13	.538	0-0	.000	3-9	.333	4	10	14	1.4	22	1	1	0.10	4	0.40	0.25	4	0.40	1	0.10	17	1.7
Total		10	2025		269-650	.414	101-289	.349	163-233	.700	133	284	417	41.7	198	6	142	14.20	117	11.70	1.21	47	4.70	52	5.20	802	80.2
Opponents		10	2025		280-652	.429	78-232	.336	174-254	.685	127	280	407	40.7	196	3	147	14.70	99	9.90	1.48	48	4.80	60	6.00	812	81.2

Team Statistics

	UTSA	OPP
Scoring	802	812
Points per game	80.2	81.2
Scoring margin	-1.0	-
Field goals-att	269-650	280-652
Field goal pct	.414	.429
3 point fg-att	101-289	78-232
3-point FG pct	.349	.336
3-pt FG made per game	10.1	7.8
Free throws-att	163-233	174-254
Free throw pct	.700	.685
F-Throws made per game	16.3	17.4
Rebounds	417	407
Rebounds per game	41.7	40.7
Rebounding margin	+1.0	-
Assists	142	147
Assists per game	14.2	14.7
Turnovers	117	99
Turnovers per game	11.7	9.9
Turnover margin	-1.8	-
Assist/turnover ratio	1.2	1.5
Steals	52	60
Steals per game	5.2	6.0
Blocks	47	48
Blocks per game	4.7	4.8
Winning streak	0	-
Home win streak	3	-
Attendance	5621	12842
Home games-Avg/Game	5-1124	5-2568
Neutral site-Avg/Game	-	0-0

Score by Periods

Team	1st	2nd	OT	TOT
UTSA	351	438	13	802
Opponents	369	440	3	812



2023-24 UTSA Team Game-by-Game Stats

Opponent	Date	Score		Total		3-Pointers		Free throws		Rebounds				PF	A	TO	BLK	STL	PTS	AVG
				FG-FGA	PCT	3FG-3FGA	PCT	FT-FTA	PCT	OFF	DEF	TOT	AVG							
Western Ill.	11/06/2023	78-68	Wot	23-64	.359	6-23	.261	26-35	.743	11	36	47	47.0	15	13	7	7	6	78	78.0
at Minnesota	11/10/2023	76-102	L	29-71	.408	9-22	.409	9-16	.563	12	20	32	39.5	22	14	10	1	7	76	77.0
at Lamar University	11/14/2023	82-90	L	28-68	.412	8-30	.267	18-26	.692	12	33	45	41.3	22	15	10	3	4	82	78.7
at Texas St.	11/17/2023	62-72	L	19-60	.317	8-27	.296	16-22	.727	15	25	40	41.0	29	8	13	5	6	62	74.5
at Houston Christian	11/20/2023	89-87	W	33-67	.493	6-20	.300	17-25	.680	14	27	41	41.0	27	16	12	9	6	89	77.4
Jacksonville St.	11/24/2023	62-77	L	24-56	.429	5-18	.278	9-12	.750	10	26	36	40.2	15	8	14	7	3	62	74.8
UIW	11/25/2023	90-80	W	29-67	.433	10-33	.303	22-30	.733	15	35	50	41.6	16	13	15	4	5	90	77.0
Lamar University	11/30/2023	86-83	W	25-62	.403	16-35	.457	20-26	.769	15	23	38	41.1	14	22	13	4	6	86	78.1
Ark.-Fort Smith	12/10/2023	93-60	W	34-75	.453	19-47	.404	6-13	.462	19	34	53	42.4	16	19	12	3	6	93	79.8
at Little Rock	12/13/2023	84-93	L	25-60	.417	14-34	.412	20-28	.714	10	25	35	41.7	22	14	11	4	3	84	80.2
Total		802		269-650	.414	101-289	.349	163-233	.700	133	284	417	41.7	198	142	117	47	52	802	80.2
Opponents		812		280-652	.429	78-232	.336	174-254	.685	127	280	407	40.7	196	147	99	48	60	812	81.2

UTSA Averages

Games Played	Points/game	FG Pct	3FG Pct	FT Pct	Rebounds/game	Assists/game	Turnovers/game	Assist/Turnover ratio	Steals/game	Blocks/game
10	80.2	41.4	34.9	70.0	41.7	14.2	11.7	1.2	5.2	4.7

2023-24 Opponent Team Game-by-Game Stats

Opponent	Date	Score		Total		3-Pointers		Free throws		Rebounds				PF	A	TO	BLK	STL	PTS	AVG
				FG-FGA	PCT	3FG-3FGA	PCT	FT-FTA	PCT	OFF	DEF	TOT	AVG							
Western Ill.	11/06/2023	78-68	Wot	24-75	.320	6-28	.214	14-25	.560	21	35	56	56.0	25	9	12	10	2	68	68.0
at Minnesota	11/10/2023	76-102	L	30-55	.545	14-29	.483	28-34	.824	7	36	43	49.5	19	21	11	6	7	102	85.0
at Lamar University	11/14/2023	82-90	L	28-80	.350	11-29	.379	23-30	.767	25	32	57	52.0	21	21	8	8	4	90	86.7
at Texas St.	11/17/2023	62-72	L	21-50	.420	3-14	.214	27-43	.628	11	30	41	49.3	21	10	9	4	7	72	83.0
at Houston Christian	11/20/2023	89-87	W	30-68	.441	3-16	.188	24-35	.686	16	22	38	47.0	16	11	10	2	8	87	83.8
Jacksonville St.	11/24/2023	62-77	L	31-68	.456	5-18	.278	10-15	.667	14	22	36	45.2	14	14	5	3	7	77	82.7
UIW	11/25/2023	90-80	W	33-73	.452	10-32	.313	4-12	.333	9	26	35	43.7	22	15	11	8	12	80	82.3
Lamar University	11/30/2023	86-83	W	32-63	.508	10-25	.400	9-12	.750	9	25	34	42.5	21	18	13	4	6	83	82.4
Ark.-Fort Smith	12/10/2023	93-60	W	22-62	.355	7-23	.304	9-18	.500	8	24	32	41.3	17	16	10	1	3	60	79.9
at Little Rock	12/13/2023	84-93	L	29-58	.500	9-18	.500	26-30	.867	7	28	35	40.7	20	12	10	2	4	93	81.2
Total		812		280-652	.429	78-232	.336	174-254	.685	127	280	407	40.7	196	147	99	48	60	812	81.2
UTSA		802		269-650	.414	101-289	.349	163-233	.700	133	284	417	41.7	198	142	117	47	52	802	80.2

Opponents Averages

Games Played	Points/game	FG Pct	3FG Pct	FT Pct	Rebounds/game	Assists/game	Turnovers/game	Assist/Turnover ratio	Steals/game	Blocks/game
10	81.2	42.9	33.6	68.5	40.7	14.7	9.9	1.5	6.0	4.8



Game 1 Box Score - Western Illinois



Official Basketball Box Score - Final
Western Illinois at UTSA
 11/06/23 Convocation Center, San Antonio
 2023-24 Men's Basketball

Game Time: 7:00 PM
 Game Duration: 2:33
 Attendance: 1,567

Officials: Shaen Land, Raymond Tate, Trent Davis

Western Illinois - 68

Record: 0-1

NO.	Name	Min	FG			Rebounds			Fouls		TP	AS	TO	ST	Blocks		+/-
			M-A	M-A	M-A	OR	DR	TOT	PF	FD					BS	BA	
4	Jesiah West	F 33:42	5-15	0-3	1-2	7	6	13	4	2	11	1	2	1	1	1	-9
22	Joe Petrakis	F 33:21	1-6	0-3	0-0	0	3	3	3	0	2	2	0	0	2	1	-15
23	Drew Cisse	F 19:08	4-5	0-0	0-1	3	4	7	5	1	8	1	2	1	0	0	1
1	Quinlan Bennett	G 19:21	1-6	0-0	0-2	2	3	5	3	1	2	1	1	0	0	1	-4
5	James Dent Jr.	G 36:45	6-18	2-9	6-10	1	6	7	2	5	20	2	2	0	1	3	-12
24	Tay Knox	25:30	2-7	0-0	0-0	3	6	9	3	2	4	0	1	0	4	1	-1
0	Shay Davis	33:11	3-10	3-9	3-4	0	2	2	0	1	12	2	3	0	2	0	-4
2	Ryan Myers	15:26	2-7	1-4	3-4	0	0	0	4	2	8	0	0	0	0	0	-5
13	Braden Lamar	05:08	0-1	0-0	0-0	1	1	2	1	0	0	0	0	0	0	0	1
20	Rodrick Payne	02:58	0-0	0-0	1-2	0	2	2	0	1	1	0	0	0	0	0	-2
11	De'Meiko Anderson	00:30	0-0	0-0	0-0	0	1	1	0	0	0	0	0	0	0	0	0
Team						4	1	5			0		1				
Totals			24-75	6-28	14-25	21	35	56	25	15	68	9	12	2	10	7	-10

Shooting By Period		
1 st FG%	8-27	29.6%
3PT%	2-10	20.0%
FT%	10-16	62.5%
2 nd FG%	15-40	37.5%
3PT%	3-13	23.1%
FT%	4-8	50%
OT FG%	1-8	12.5%
3PT%	1-5	20.0%
FT%	0-1	0%
GM FG%	24-75	32.0%
3PT%	6-28	21.4%
FT%	14-25	56.0%

Dead Ball Rebounds: 5, 0

Technical Fouls: NONE

UTSA - 78

Record: 1-0

NO.	Name	Min	FG			Rebounds			Fouls		TP	AS	TO	ST	Blocks		+/-
			M-A	M-A	M-A	OR	DR	TOT	PF	FD					BS	BA	
3	Trey Edmonds	F 35:42	5-10	0-0	5-7	3	5	8	3	4	15	1	1	1	1	2	15
2	Carlton Linguard, Jr.	C 30:01	4-9	2-5	2-2	1	9	10	0	2	12	1	0	0	2	0	10
4	Dre Fuller Jr.	G 29:47	3-12	1-6	3-4	1	6	7	1	3	10	0	1	0	0	1	-2
5	Adante Holiman	G 19:10	3-9	1-4	1-2	1	1	2	4	2	8	0	0	0	0	1	-1
22	Christian Tucker	G 34:23	3-8	0-2	12-15	1	2	3	3	9	18	8	1	2	0	2	16
11	Isaiah Wyatt	31:34	3-7	1-3	3-4	2	4	6	0	2	10	2	1	1	2	2	5
10	Chandler Cuthrell	10:26	0-3	0-1	0-0	0	7	7	1	1	0	1	1	1	2	1	4
14	Massal Diouf	05:34	0-1	0-0	0-0	0	1	1	1	0	0	0	0	0	0	0	2
21	PJ Carter	23:36	2-5	1-2	0-1	1	1	2	1	1	5	0	0	1	0	1	1
0	Nazar Mahmoud	04:47	0-0	0-0	0-0	1	0	1	1	1	0	0	1	0	0	0	0
Team						0	0	0			0		1				
Totals			23-64	6-23	26-35	11	36	47	16	25	78	13	7	6	7	10	10

Shooting By Period		
1 st FG%	9-38	23.7%
3PT%	3-16	18.8%
FT%	7-10	70%
2 nd FG%	10-22	45.5%
3PT%	3-7	42.9%
FT%	14-20	70%
OT FG%	4-4	100.0%
3PT%	0-0	0.0%
FT%	5-5	100%
GM FG%	23-64	35.9%
3PT%	6-23	26.1%
FT%	26-35	74.3%

Dead Ball Rebounds: 4, 0

Technical Fouls: Coach 1st: 42

	WIU	UTSA
Biggest lead	2 (1 st 19:29)	10 (1 st OT 0:54)
Best Scoring Run	5 (1 st 9:49)	7 (1 st 7:06)
Lead Changes	9	
Times Tied	8	
Time with Lead	03:19	36:29

Points from	WIU	UTSA
Turnovers	4	14
Paint	32	28
Second Chance	17	10
Fast Breaks	10	16
Bench	25	15

	Period by Period Scoring			
	1st	2nd	OT1	TOT
WIU	28	37	3	68
UTSA	28	37	13	78



Game 2 Box Score - at Minnesota



Official Basketball Box Score - Final
UTSA at Minnesota
 11/10/23 Williams Arena, Minneapolis
 2023-24 Men's Basketball

Game Time: 6:30 PM
 Game Duration: 2:12
 Attendance: 6,973

Officials: Mike Peason, Shane Staggs, Tony Meeks

UTSA - 76

Record: 1-1

NO.	Name	F/C	Min	FG M-A	3P M-A	FT M-A	Rebounds			Fouls		TP	AS	TO	ST	Blocks		+/-
							OR	DR	TOT	PF	FD					BS	BA	
3	Trey Edmonds	F	19:02	5-11	0-0	2-5	2	0	2	5	3	12	0	1	1	1	1	-13
2	Carlton Linguard, Jr.	C	30:13	0-4	0-2	2-2	2	4	6	2	1	2	0	1	1	0	0	-18
4	Dre Fuller Jr.	G	25:01	6-11	2-4	2-2	2	7	9	2	1	16	2	2	1	0	1	-8
5	Adante' Holiman	G	26:10	5-10	4-6	0-1	0	0	0	1	1	14	3	2	0	0	0	-23
22	Christian Tucker	G	27:10	1-7	0-2	0-0	0	0	0	3	4	2	5	0	3	0	2	-21
11	Isaiah Wyatt		14:54	1-3	1-2	0-1	0	2	2	0	2	3	1	0	1	0	0	-15
14	Massal Diouf		10:14	3-5	0-0	0-1	1	0	1	3	2	6	0	0	0	0	1	-1
10	Chandler Cuthrell		11:25	0-3	0-0	0-0	0	3	3	3	0	0	0	1	0	0	1	-10
21	PJ Carter		26:52	6-12	0-4	3-4	0	1	1	2	4	15	2	2	0	0	0	-18
0	Nazar Mahmoud		08:59	2-5	2-2	0-0	1	1	2	1	1	6	1	1	0	0	0	-3
Team							4	2	6			0		0				
Totals				29-71	9-22	9-16	12	20	32	22	19	76	14	10	7	1	6	-26

Shooting By Period		
1 st FG%	11-36	30.6%
3PT%	3-10	30.0%
FT%	5-7	71.4%
2 nd FG%	18-35	51.4%
3PT%	6-12	50.0%
FT%	4-9	44.4%
GM FG%	29-71	40.8%
3PT%	9-22	40.9%
FT%	9-16	56.3%

Dead Ball Rebounds: 1, 0

Technical Fouls::NONE

Minnesota - 102

Record: 2-0

NO.	Name	F/C	Min	FG M-A	3P M-A	FT M-A	Rebounds			Fouls		TP	AS	TO	ST	Blocks		+/-
							OR	DR	TOT	PF	FD					BS	BA	
1	Joshua Ola-Joseph	F	23:22	3-4	1-2	5-7	0	3	3	2	5	12	0	1	1	0	0	8
3	Dawson Garcia	F	33:56	7-14	1-4	7-7	1	5	6	1	7	22	3	0	1	2	0	32
5	Isaiah Ihnen	F	18:56	7-7	5-5	1-2	2	4	6	3	1	20	0	1	0	0	0	8
0	Elijah Hawkins	G	28:56	1-6	0-3	6-6	1	9	10	3	3	8	8	6	2	1	0	14
4	Braeden Carrington	G	21:30	1-4	0-3	1-2	0	2	2	0	1	3	1	1	0	1	0	32
2	Mike Mitchell Jr.		21:14	4-8	3-6	0-0	1	1	2	3	0	11	2	1	1	1	0	15
23	Parker Fox		11:41	1-1	0-0	4-5	1	4	5	4	3	6	0	1	0	1	0	13
24	Cam Christie		26:15	5-8	4-6	4-5	0	3	3	1	2	18	4	0	2	0	0	16
33	Jack Wilson		09:25	1-2	0-0	0-0	0	0	0	2	0	2	3	0	0	0	1	-3
15	Kadyn Betts		03:34	0-1	0-0	0-0	0	0	0	0	0	0	0	0	0	0	0	-3
8	Kris Keinys		01:11	0-0	0-0	0-0	0	1	1	0	0	0	0	0	0	0	0	-2
Team							1	4	5			0		0				
Totals				30-55	14-29	28-34	7	36	43	19	22	102	21	11	7	6	1	26

Shooting By Period		
1 st FG%	16-31	51.6%
3PT%	6-15	40.0%
FT%	16-18	88.9%
2 nd FG%	14-24	58.3%
3PT%	8-14	57.1%
FT%	12-16	75%
GM FG%	30-55	54.5%
3PT%	14-29	48.3%
FT%	28-34	82.4%

Dead Ball Rebounds: 4, 0

Technical Fouls::NONE

	UTSA	UMN
Biggest lead	0 (1 st 20:00)	34 (2 nd 13:42)
Best Scoring Run	7 (2 nd 5:16)	12 (2 nd 13:42)
Lead Changes	0	
Times Tied	0	
Time with Lead	00:00	38:49

	UTSA	UMN
Points from		
Turnovers	11	12
Paint	36	30
Second Chance	11	9
Fast Breaks	16	24
Bench	30	37

	Period by Period Scoring		
	1st	2nd	TOT
UTSA	30	46	76
UMN	54	48	102



Game 3 Box Score - at Lamar



Official Basketball Box Score - Final
UTSA at Lamar University
 11/14/23 Montagne Center, Beaumont
 2023-24 Men's Basketball

Game Time: 7:00 PM
 Game Duration: 2:15
 Attendance: 3,264

Officials: Kerry Sitton, Brent Dugas, Matthew Martinez

UTSA - 82

Record: 1-2

NO.	Name	F/C	Min	FG			Rebounds			Fouls		TP	AS	TO	ST	Blocks		+/-
				M-A	M-A	M-A	OR	DR	TOT	PF	FD					BS	BA	
3	Trey Edmonds	F	31:40	5-7	0-0	2-5	5	7	12	3	5	12	4	0	1	0	1	1
2	Carlton Linguard, Jr.	C	23:40	4-8	0-2	2-2	3	4	7	4	1	10	0	1	0	2	1	-1
4	Dre Fuller Jr.	G	17:44	0-7	0-3	0-2	1	7	8	1	1	0	2	2	0	0	2	-7
5	Adante' Holiman	G	32:53	7-16	4-11	4-5	0	4	4	3	5	22	1	2	2	1	1	-1
22	Christian Tucker	G	23:28	2-7	0-3	2-2	1	3	4	4	2	6	6	2	0	0	1	-10
11	Isaiah Wyatt		22:17	3-6	2-5	1-2	1	3	4	1	1	9	1	1	0	0	0	-7
14	Massal Diouf		06:46	0-2	0-0	1-2	0	0	0	3	1	1	1	0	0	0	0	-6
21	PJ Carter		19:44	4-8	1-2	3-3	1	0	1	0	3	12	0	0	0	0	1	-3
10	Chandler Cuthrell		16:21	2-5	1-3	3-3	0	1	1	2	2	8	0	1	1	0	1	-7
0	Nazar Mahmoud		05:28	1-2	0-1	0-0	0	0	0	1	0	2	0	0	0	0	0	1
Team							0	4	4			0		1				
Totals				28-68	8-30	18-26	12	33	45	22	21	82	15	10	4	3	8	-8

Shooting By Period		
1 st FG%	14-33	42.4%
3PT%	5-16	31.3%
FT%	7-9	77.8%
2 nd FG%	14-35	40.0%
3PT%	3-14	21.4%
FT%	11-17	64.7%
GM FG%	28-68	41.2%
3PT%	8-30	26.7%
FT%	18-26	69.2%

Dead Ball Rebounds: 4, 0

Technical Fouls::NONE

Lamar University - 90

Record: 2-1

NO.	Name	F/C	Min	FG			Rebounds			Fouls		TP	AS	TO	ST	Blocks		+/-
				M-A	M-A	M-A	OR	DR	TOT	PF	FD					BS	BA	
5	Terry Anderson	F	28:37	5-13	1-4	9-11	7	4	11	0	4	20	4	1	0	2	1	7
20	Adam Hamilton	C	23:42	7-13	0-0	2-5	6	8	14	3	4	16	1	1	0	3	1	15
0	Cody Pennebaker	G	22:02	0-9	0-3	0-0	2	2	4	1	0	0	0	0	0	1	0	-1
4	Chris Pryor	G	21:11	3-9	3-6	2-2	1	2	3	4	2	11	3	2	2	0	0	7
11	Ja'Sean Jackson	G	29:29	2-8	2-6	6-6	0	2	2	2	4	12	5	0	1	0	0	12
3	Jakevion Buckley		19:32	3-5	1-1	3-4	0	2	2	3	5	10	2	1	1	0	1	-2
32	Janko Buljic		06:41	0-2	0-0	0-0	1	2	3	2	0	0	2	1	0	1	0	-3
8	B.B. Knight		19:09	6-14	4-9	0-0	1	1	2	1	0	16	0	0	0	1	0	8
10	Errol White		11:23	1-4	0-0	0-0	3	3	6	3	2	2	1	1	0	0	0	1
1	Brian Gordon		08:38	0-1	0-0	0-0	1	1	2	2	0	0	1	0	0	0	0	0
12	Valentin Catt		09:37	1-2	0-0	1-2	1	2	3	0	1	3	2	1	0	0	0	-4
Team							2	3	5			0		0				
Totals				28-80	11-29	23-30	25	32	57	21	22	90	21	8	4	8	3	8

Shooting By Period		
1 st FG%	14-42	33.3%
3PT%	6-16	37.5%
FT%	8-13	61.5%
2 nd FG%	14-38	36.8%
3PT%	5-13	38.5%
FT%	15-17	88.2%
GM FG%	28-80	35.0%
3PT%	11-29	37.9%
FT%	23-30	76.7%

Dead Ball Rebounds: 1, 0

Technical Fouls::NONE

	TSA	LAM
Biggest lead	8 (1 st 14:28)	8 (2 nd 0:08)
Best Scoring Run	6 (2 nd 17:36)	8 (1 st 6:54)
Lead Changes	9	
Times Tied	10	
Time with Lead	19:23	15:07

	TSA	LAM
Points from		
Turnovers	10	7
Paint	32	32
Second Chance	13	17
Fast Breaks	15	30
Bench	32	31

	Period by Period Scoring		
	1st	2nd	TOT
TSA	40	42	82
LAM	42	48	90



Game 4 Box Score - at Texas State



Official Basketball Box Score - Final

UTSA at Texas St.

11/17/23 Strahan Arena, San Marcos, Texas
2023-24 Men's Basketball

Game Time: 7:15 PM

Game Duration: 2:14

Attendance: 1,801

Officials: Randal Anders, Rodrick Dixon, Trent Dews

UTSA - 62

Record: 1-3

NO.	Name	F/C	Min	FG			Rebounds			Fouls		TP	AS	TO	ST	Blocks		+/-
				M-A	M-A	M-A	OR	DR	TOT	PF	FD					BS	BA	
3	Trey Edmonds	F	18:24	0-3	0-0	0-3	3	5	8	5	3	0	0	1	1	0	1	1
2	Carlton Linguard, Jr.	C	12:48	0-3	0-1	0-0	2	4	6	5	1	0	0	0	0	0	0	-4
4	Dre Fuller Jr.	G	30:02	5-10	3-6	0-0	0	4	4	4	0	13	0	4	0	1	0	-7
5	Adante' Holiman	G	28:18	2-9	0-5	4-4	0	0	0	1	2	8	4	0	1	1	1	-6
22	Christian Tucker	G	34:44	4-12	1-3	7-7	1	2	3	4	6	16	3	1	1	1	1	-3
10	Chandler Cuthrell		26:38	2-9	1-3	4-5	6	4	10	3	3	9	1	3	0	0	1	-11
11	Isaiah Wyatt		14:41	2-7	2-6	0-0	0	1	1	0	2	6	0	1	2	1	0	1
21	PJ Carter		18:32	3-6	1-3	0-1	0	0	0	2	2	7	0	1	0	0	0	-13
14	Massal Diouf		15:10	0-0	0-0	1-2	0	4	4	4	1	1	0	2	1	1	0	-7
0	Nazar Mahmoud		00:44	1-1	0-0	0-0	0	0	0	1	0	2	0	0	0	0	0	-1
Team							3	1	4			0		0				
Totals				19-60	8-27	16-22	15	25	40	29	20	62	8	13	6	5	4	-10

Shooting By Period		
1 st FG%	9-30	30.0%
3PT%	5-15	33.3%
FT%	2-4	50%
2 nd FG%	10-30	33.3%
3PT%	3-12	25.0%
FT%	14-18	77.8%
GM FG%	19-60	31.7%
3PT%	8-27	29.6%
FT%	16-22	72.7%

Dead Ball Rebounds: 2, 0

Technical Fouls: Edmonds 2nd 11:03

Texas St. - 72

Record: 2-2

NO.	Name	F/C	Min	FG			Rebounds			Fouls		TP	AS	TO	ST	Blocks		+/-
				M-A	M-A	M-A	OR	DR	TOT	PF	FD					BS	BA	
24	Brandon Love	F	32:10	6-11	0-0	6-13	8	6	14	2	10	18	0	4	1	4	1	12
30	Christian Turner	F	36:07	4-8	1-2	10-12	0	5	5	1	6	19	2	0	0	0	0	10
0	Dylan Dawson	G	35:40	2-6	0-4	5-7	0	2	2	4	3	9	2	0	1	0	0	9
11	Kaden Gumbs	G	27:14	3-12	0-4	0-0	0	6	6	4	1	6	3	1	1	0	2	10
23	Joshua O'Garro	G	30:46	4-8	1-2	4-7	1	5	6	2	4	13	0	0	3	0	1	14
25	Chris Nix		10:56	1-1	0-0	0-0	0	1	1	3	1	2	0	2	0	0	0	-2
15	Elijah Tate		10:01	0-0	0-0	0-0	0	1	1	1	1	0	1	0	0	0	0	-4
2	Dontae Horne		17:06	1-4	1-2	2-4	0	2	2	4	2	5	2	2	1	0	1	1
Team							2	2	4			0		0				
Totals				21-50	3-14	27-43	11	30	41	21	28	72	10	9	7	4	5	10

Shooting By Period		
1 st FG%	10-28	35.7%
3PT%	1-9	11.1%
FT%	6-8	75%
2 nd FG%	11-22	50.0%
3PT%	2-5	40.0%
FT%	21-35	60%
GM FG%	21-50	42.0%
3PT%	3-14	21.4%
FT%	27-43	62.8%

Dead Ball Rebounds: 9, 0

Technical Fouls: Love 1st 8:24

	UTSA	TXST
Biggest lead	3 (1 st 6:43)	11 (2 nd 2:31)
Best Scoring Run	6 (2 nd 8:52)	8 (1 st 2:06)
Lead Changes	4	
Times Tied	5	
Time with Lead	02:25	32:05

	UTSA	TXST
Points from		
Turnovers	12	12
Paint	14	32
Second Chance	14	11
Fast Breaks	5	11
Bench	25	7

	Period by Period Scoring		
	1st	2nd	TOT
UTSA	25	37	62
TXST	27	45	72



Game 5 Box Score - at Houston Christian



Official Basketball Box Score - Final
UTSA at Houston Christian
 11/20/23 Sharp Gymnasium, Houston
 2023-24 Men's Basketball

Game Time: 7:00 PM
 Game Duration: 2:07
 Attendance: 804

Officials: Eric Kronebusch, Blanca Burns, Steven Chiara

UTSA - 89

Record: 2-3

NO.	Name	Min	FG			Rebounds			Fouls		TP	AS	TO	ST	Blocks		+/-
			M-A	3P	FT	OR	DR	TOT	PF	FD					BS	BA	
3	Trey Edmonds	F 16:03	3-4	0-0	3-6	3	4	7	3	4	9	0	1	0	1	0	4
4	Dre Fuller Jr.	G 30:25	8-15	3-7	5-5	0	4	4	4	2	24	2	1	1	2	0	5
5	Adante' Holiman	G 24:14	1-8	0-3	3-5	0	3	3	4	3	5	4	1	3	0	1	20
11	Isaiah Wyatt	G 21:03	3-6	1-4	0-0	0	4	4	4	0	7	0	3	0	0	0	1
22	Christian Tucker	G 38:46	4-11	1-3	6-8	2	3	5	2	4	15	8	3	0	0	0	-3
2	Carlton Linguard, Jr.	18:02	5-9	0-1	0-0	4	2	6	5	0	10	2	0	2	2	0	-7
10	Chandler Cuthrell	19:58	5-7	0-0	0-0	2	4	6	1	0	10	0	1	0	2	0	0
21	PJ Carter	18:22	2-5	1-2	0-0	0	1	1	1	1	5	0	1	0	0	1	-2
14	Massal Diouf	08:25	2-2	0-0	0-1	1	1	2	3	1	4	0	0	0	2	0	1
0	Nazar Mahmoud	04:42	0-0	0-0	0-0	0	0	0	0	1	0	0	0	0	0	0	-9
Team						2	1	3			0		1				
Totals			33-67	6-20	17-25	14	27	41	27	16	89	16	12	6	9	2	2

Shooting By Period		
1 st FG%	18-34	52.9%
3PT%	4-14	28.6%
FT%	7-10	70%
2 nd FG%	15-33	45.5%
3PT%	2-6	33.3%
FT%	10-15	66.7%
GM FG%	33-67	49.3%
3PT%	6-20	30.0%
FT%	17-25	68.0%

Dead Ball Rebounds: 5, 1

Technical Fouls::NONE

Houston Christian - 87

Record: 0-3

NO.	Name	Min	FG			Rebounds			Fouls		TP	AS	TO	ST	Blocks		+/-
			M-A	3P	FT	OR	DR	TOT	PF	FD					BS	BA	
4	Bonke Maring	F 35:41	7-13	0-0	2-4	1	4	5	3	4	16	3	3	3	1	1	10
11	Tristan Moore	F 23:23	0-3	0-3	0-0	0	4	4	0	1	0	1	1	0	0	0	0
33	Michael Imariagbe	F 34:41	6-11	0-1	5-11	6	5	11	3	7	17	0	1	1	0	2	-4
2	Pierce Bazil	G 27:43	2-9	0-3	2-2	2	0	2	2	2	6	2	2	2	0	1	5
10	Marcus Greene	G 35:16	8-14	3-7	4-4	0	5	5	5	5	23	2	1	1	0	1	0
3	Jay Alvarez	21:56	6-11	0-2	7-10	1	2	3	1	6	19	1	0	1	1	2	0
8	Bruce Carpenter	17:02	1-6	0-0	4-4	1	0	1	0	2	6	2	1	0	0	2	-9
20	Chigozie Achara	04:19	0-1	0-0	0-0	0	1	1	2	0	0	0	0	0	0	0	-12
Team						5	1	6			0		1				
Totals			30-68	3-16	24-35	16	22	38	16	27	87	11	10	8	2	9	-2

Shooting By Period		
1 st FG%	16-34	47.1%
3PT%	3-10	30.0%
FT%	11-17	64.7%
2 nd FG%	14-34	41.2%
3PT%	0-6	0.0%
FT%	13-18	72.2%
GM FG%	30-68	44.1%
3PT%	3-16	18.8%
FT%	24-35	68.6%

Dead Ball Rebounds: 5, 1

Technical Fouls::NONE

	TSA	HCU
Biggest lead	13 (1 st 7:31)	2 (1 st 19:48)
Best Scoring Run	9 (2 nd 17:17)	7 (1 st 0:53)
Lead Changes	3	
Times Tied	3	
Time with Lead	36:24	00:39

Points from	TSA	HCU
Turnovers	12	15
Paint	44	50
Second Chance	17	14
Fast Breaks	7	13
Bench	29	25

	Period by Period Scoring		
	1st	2nd	TOT
TSA	47	42	89
HCU	46	41	87



Game 6 Box Score - Jacksonville State



Official Basketball Box Score - Final
Jacksonville St. at UTSA
 11/24/23 Convocation Center, San Antonio, Texas
 2023-24 Men's Basketball

Game Time: 12:00 PM
 Game Duration: 1:52
 Attendance: 676

Officials: Bharat Ramnana, John Johnson, Amy Bonner

Jacksonville St. - 77

Record: 2-4

NO.	Name	Min	FG	3P	FT	Rebounds			Fouls		TP	AS	TO	ST	Blocks		+/-
			M-A	M-A	M-A	OR	DR	TOT	PF	FD					BS	BA	
2	Juwan Perdue	F 19:39	2-4	0-1	0-2	0	4	4	4	2	4	2	0	1	0	0	16
4	Marcellus Brigham Jr	F 30:23	3-6	0-1	6-7	3	2	5	1	7	12	1	3	2	0	1	6
23	Andres Burney	F 12:07	2-4	0-0	0-0	1	0	1	3	0	4	0	0	0	0	0	3
11	Alex Odam	G 06:32	1-1	0-0	0-0	0	0	0	0	0	2	2	0	1	0	0	0
24	KyKy Tandy	G 25:59	6-17	2-7	2-2	0	2	2	2	1	16	1	1	1	0	0	10
0	Caleb Johnson	16:54	1-7	0-3	0-0	1	0	1	0	0	2	0	0	1	2	1	7
1	Quincy Clark	30:31	7-12	2-4	0-0	0	5	5	0	2	16	7	1	0	0	1	13
5	Ivan Reynolds	28:33	5-5	1-1	2-2	1	4	5	0	1	13	1	0	0	1	0	12
50	Mason Nicholson	11:58	4-6	0-0	0-2	1	2	3	1	2	8	0	0	0	0	2	10
13	Matt Mayers	12:41	0-5	0-0	0-0	1	2	3	2	0	0	0	0	0	0	2	-3
3	Travis Roberts	03:26	0-1	0-1	0-0	0	0	0	0	0	0	0	0	1	0	0	0
20	Gora Niang	01:17	0-0	0-0	0-0	0	0	0	1	0	0	0	0	0	0	0	1
Team						6	1	7			0		0				
Totals			31-68	5-18	10-15	14	22	36	14	15	77	14	5	7	3	7	15

Shooting By Period		
1st FG%	13-33	39.4%
3PT%	1-8	12.5%
FT%	4-8	50%
2nd FG%	18-35	51.4%
3PT%	4-10	40.0%
FT%	6-7	85.7%
GM FG%	31-68	45.6%
3PT%	5-18	27.8%
FT%	10-15	66.7%

Dead Ball Rebounds: 2, 2

Technical Fouls::NONE

UTSA - 62

Record: 2-4

NO.	Name	Min	FG	3P	FT	Rebounds			Fouls		TP	AS	TO	ST	Blocks		+/-
			M-A	M-A	M-A	OR	DR	TOT	PF	FD					BS	BA	
3	Trey Edmonds	F 24:40	3-5	0-0	2-3	1	3	4	2	2	8	0	2	1	1	0	-6
4	Dre Fuller Jr.	G 28:13	6-12	2-4	0-0	1	9	10	2	1	14	1	1	1	2	0	-2
5	Adante Holiman	G 26:35	3-10	0-4	0-0	0	1	1	2	1	6	1	3	0	0	3	-18
11	Isaiah Wyatt	G 21:59	0-3	0-2	0-0	1	2	3	2	0	0	1	2	0	0	0	-9
22	Christian Tucker	G 29:06	6-9	2-4	5-5	1	3	4	3	6	19	3	4	1	0	0	-14
2	Carlton Linguard, Jr.	18:33	2-7	0-1	0-0	2	2	4	1	0	4	1	0	0	2	0	-13
10	Chandler Cuthrell	11:03	0-1	0-0	1-2	1	2	3	1	1	1	0	2	0	0	0	-7
21	PJ Carter	26:52	4-8	1-2	0-0	0	3	3	1	1	9	1	0	0	1	0	-6
0	Nazar Mahmoud	08:19	0-1	0-1	1-2	0	1	1	1	1	1	0	0	0	0	0	0
14	Massal Diouf	04:40	0-0	0-0	0-0	0	0	0	0	1	0	0	0	0	1	0	0
Team						3	0	3			0		0				
Totals			24-56	5-18	9-12	10	26	36	15	14	62	8	14	3	7	3	-15

Shooting By Period		
1st FG%	11-30	36.7%
3PT%	1-9	11.1%
FT%	3-5	60%
2nd FG%	13-26	50.0%
3PT%	4-9	44.4%
FT%	6-7	85.7%
GM FG%	24-56	42.9%
3PT%	5-18	27.8%
FT%	9-12	75.0%

Dead Ball Rebounds: 1, 0

Technical Fouls::NONE

	JSU	UTSA
Biggest lead	15 (2 nd 0:05)	2 (1 st 16:38)
Best Scoring Run	8 (1 st 12:59)	6 (1 st 16:38)
Lead Changes	2	
Times Tied	4	
Time with Lead	36:36	01:05

	JSU	UTSA
Points from		
Turnovers	10	10
Paint	40	26
Second Chance	17	6
Fast Breaks	10	12
Bench	39	15

	Period by Period Scoring		
	1st	2nd	TOT
JSU	31	46	77
UTSA	26	36	62



Game 7 Box Score - UIW



Official Basketball Box Score - Final

UIW at UTSA

11/25/23 Convocation Center, San Antonio, Texas
2023-24 Men's Basketball

Game Time: 3:00 PM

Game Duration: 1:58

Attendance: 916

Officials: Terry Oglesby, Todd Austin, Ron Groover

UIW - 80

Record: 3-3

NO.	Name	Min	FG			Rebounds			Fouls		TP	AS	TO	ST	Blocks		+/-
			M-A	M-A	M-A	OR	DR	TOT	PF	FD					BS	BA	
12	Shon Robinson	F 13:14	0-2	0-2	0-0	0	2	2	2	1	0	2	0	0	0	0	-8
00	Sky Wicks	G 38:54	10-26	3-9	1-5	4	7	11	2	4	24	5	4	4	1	2	-7
5	Dylan Hayman	G 27:02	6-7	1-2	0-0	2	2	4	3	0	13	3	0	2	3	0	-7
9	Elijah Davis	G 33:10	5-8	0-0	0-2	0	5	5	3	4	10	2	2	2	0	0	-5
10	Josiah Hammons	G 23:15	3-15	2-13	1-2	0	3	3	4	2	9	2	2	0	1	1	-5
23	Marcus Glover	22:09	3-3	0-0	2-3	2	4	6	1	3	8	0	1	2	0	0	-5
3	Davante Dennis	10:46	0-2	0-0	0-0	0	0	0	2	0	0	0	0	0	3	1	-9
13	Josh Morgan	23:56	6-9	4-6	0-0	0	2	2	4	0	16	1	2	2	0	0	-2
11	TJ Ford Jr.	05:22	0-1	0-0	0-0	0	0	0	1	1	0	0	0	0	0	0	-8
1	Breno Silva	02:12	0-0	0-0	0-0	0	1	1	0	0	0	0	0	0	0	0	6
Team						1	0	1			0						
Totals			33-73	10-32	4-12	9	26	35	22	15	80	15	11	12	8	4	-10

Shooting By Period		
1st FG%	14-38	36.8%
3PT%	3-12	25.0%
FT%	2-2	100%
2nd FG%	19-35	54.3%
3PT%	7-20	35.0%
FT%	2-10	20%
GM FG%	33-73	45.2%
3PT%	10-32	31.3%
FT%	4-12	33.3%

Dead Ball Rebounds: 4, 1

Technical Fouls: Hammons 2nd 13:35 Wicks 2nd 2:36

UTSA - 90

Record: 3-4

NO.	Name	Min	FG			Rebounds			Fouls		TP	AS	TO	ST	Blocks		+/-
			M-A	M-A	M-A	OR	DR	TOT	PF	FD					BS	BA	
3	Trey Edmonds	F 12:49	1-2	0-0	0-0	1	4	5	2	0	2	0	1	0	0	0	-5
4	Dre Fuller Jr.	G 30:34	4-14	0-6	1-1	3	8	11	0	1	9	1	2	1	0	1	13
5	Adante' Holiman	G 35:03	7-14	5-12	2-2	0	6	6	3	2	21	3	3	0	0	0	10
11	Isaiah Wyatt	G 27:04	3-7	2-6	2-2	1	6	7	1	2	10	3	2	3	0	0	6
22	Christian Tucker	G 26:56	3-7	0-1	5-6	0	3	3	3	3	11	4	3	0	0	2	7
2	Carlton Linguard, Jr.	26:41	3-7	1-3	9-12	6	4	10	3	6	16	1	2	0	3	1	8
21	PJ Carter	23:55	7-14	2-5	1-2	1	1	2	2	2	17	0	1	1	0	3	12
10	Chandler Cuthrell	14:08	1-2	0-0	2-5	0	1	1	0	3	4	1	0	0	1	1	-7
14	Massal Diouf	02:50	0-0	0-0	0-0	0	1	1	2	1	0	0	0	0	0	0	6
Team						3	1	4			0		1				
Totals			29-67	10-33	22-30	15	35	50	16	20	90	13	15	5	4	8	10

Shooting By Period		
1st FG%	12-36	33.3%
3PT%	2-16	12.5%
FT%	7-9	77.8%
2nd FG%	17-31	54.8%
3PT%	8-17	47.1%
FT%	15-21	71.4%
GM FG%	29-67	43.3%
3PT%	10-33	30.3%
FT%	22-30	73.3%

Dead Ball Rebounds: 4, 0

Technical Fouls: Carter 2nd 13:35

	UIW	UTSA
Biggest lead	8 (1 st 12:06)	14 (2 nd 3:47)
Best Scoring Run	8 (1 st 2:31)	13 (1 st 4:03)
Lead Changes	5	
Times Tied	6	
Time with Lead	14:29	20:25

Points from	UIW	UTSA
Turnovers	22	10
Paint	36	34
Second Chance	9	21
Fast Breaks	26	18
Bench	24	37

	Period by Period Scoring		
	1st	2nd	TOT
UIW	33	47	80
UTSA	33	57	90



Game 8 Box Score - Lamar



Official Basketball Box Score - Final
Lamar University at UTSA
 11/30/23 Convocation Center, San Antonio
 2023-24 Men's Basketball

Game Time: 8:00 PM
 Game Duration: 2:03
 Attendance: 1,535

Officials: Byron Jarrett, Keith Kimble, Brian Dorsey

Lamar University - 83

Record: 4-4

NO.	Name	Min	FG			Rebounds			Fouls		TP	AS	TO	ST	Blocks		+/-
			M-A	M-A	M-A	OR	DR	TOT	PF	FD					BS	BA	
5	Terry Anderson	F 28:04	5-8	2-2	5-6	1	2	3	5	5	17	3	1	4	0	1	7
20	Adam Hamilton	C 26:26	6-9	0-0	0-0	3	7	10	2	0	12	1	1	0	2	1	-5
0	Cody Pennebaker	G 22:43	2-6	2-6	0-0	0	2	2	1	0	6	1	1	0	1	0	-15
4	Chris Pryor	G 26:13	4-9	1-5	0-0	0	2	2	1	0	9	4	0	1	0	0	3
11	Ja'Sean Jackson	G 27:38	4-10	2-4	2-3	0	5	5	2	3	12	3	3	0	0	0	0
3	Jakevion Buckley	15:55	3-8	0-2	2-3	3	1	4	1	4	8	4	3	0	0	0	6
8	B.B. Knight	17:29	5-7	3-5	0-0	1	0	1	2	0	13	0	0	0	0	0	8
10	Errol White	11:31	2-3	0-0	0-0	0	2	2	2	1	4	0	0	0	0	1	-9
32	Janko Buljic	03:57	0-0	0-0	0-0	0	2	2	1	0	0	1	3	0	0	0	0
1	Brian Gordon	10:27	1-3	0-1	0-0	0	0	0	1	0	2	0	0	1	0	1	-12
12	Valentin Catt	09:37	0-0	0-0	0-0	1	2	3	3	1	0	1	1	0	1	0	2
Team						0	0	0			0						
Totals			32-63	10-25	9-12	9	25	34	21	14	83	18	13	6	4	4	-3

Shooting By Period		
1 st FG%	14-27	51.9%
3PT%	5-13	38.5%
FT%	5-7	71.4%
2 nd FG%	18-36	50.0%
3PT%	5-12	41.7%
FT%	4-5	80%
GM FG%	32-63	50.8%
3PT%	10-25	40.0%
FT%	9-12	75.0%

Dead Ball Rebounds: 2, 1

Technical Fouls: NONE

UTSA - 86

Record: 4-4

NO.	Name	Min	FG			Rebounds			Fouls		TP	AS	TO	ST	Blocks		+/-
			M-A	M-A	M-A	OR	DR	TOT	PF	FD					BS	BA	
3	Trey Edmonds	F 17:50	3-5	0-0	1-2	3	1	4	2	2	7	1	0	0	0	1	4
4	Dre Fuller Jr.	G 30:26	1-8	1-6	5-6	3	7	10	1	5	8	2	3	1	0	0	5
5	Adante' Holiman	G 22:29	2-6	2-5	3-4	0	3	3	4	3	9	4	0	1	0	0	15
11	Isaiah Wyatt	G 33:25	8-16	7-12	4-6	2	4	6	1	3	27	3	1	1	0	3	8
22	Christian Tucker	G 35:12	3-6	1-2	6-6	0	1	1	2	4	13	11	3	1	0	0	-2
2	Carlton Linguard, Jr.	22:42	6-9	4-6	0-0	1	2	3	2	2	16	0	3	0	4	0	4
10	Chandler Cuthrell	13:00	0-2	0-0	1-2	3	1	4	0	2	1	0	0	1	0	0	-4
21	PJ Carter	21:11	2-10	1-4	0-0	0	1	1	1	0	5	1	2	1	0	0	-9
14	Massal Diouf	03:45	0-0	0-0	0-0	1	0	1	1	0	0	0	1	0	0	0	-6
Team						2	3	5			0						
Totals			25-62	16-35	20-26	15	23	38	14	21	86	22	13	6	4	4	3

Shooting By Period		
1 st FG%	13-31	41.9%
3PT%	9-19	47.4%
FT%	9-13	69.2%
2 nd FG%	12-31	38.7%
3PT%	7-16	43.8%
FT%	11-13	84.6%
GM FG%	25-62	40.3%
3PT%	16-35	45.7%
FT%	20-26	76.9%

Dead Ball Rebounds: 2, 0

Technical Fouls: NONE

	LU	UTSA
Biggest lead	10 (2 nd 7:29)	12 (1 st 11:29)
Best Scoring Run	8 (2 nd 15:21)	12 (2 nd 0:35)
Lead Changes	4	
Times Tied	1	
Time with Lead	13:21	26:15

	LU	UTSA
Points from	LU	UTSA
Turnovers	10	15
Paint	30	16
Second Chance	14	20
Fast Breaks	15	21
Bench	27	22

	Period by Period Scoring		
	1st	2nd	TOT
LU	38	45	83
UTSA	44	42	86



Game 9 Box Score - Arkansas-Fort Smith



Official Basketball Box Score - Final
Arkansas-Fort Smith at UTSA
 12/10/23 Convocation Center, San Antonio, Texas
 2023-24 Men's Basketball

Game Time: 12:00 PM
 Game Duration: 1:48
 Attendance: 927

Officials: Bharat Ramnanan, Anthony Burriss, Wesley Ford

Arkansas-Fort Smith - 60

Record: 1-9

NO.	Name	Min	FG			Rebounds			Fouls		TP	AS	TO	ST	Blocks		+/-
			M-A	M-A	M-A	OR	DR	TOT	PF	FD					BS	BA	
15	Furaha Cadeaux de Dieu	F 21:57	1-4	0-0	2-2	2	4	6	4	2	4	2	3	0	0	1	-29
23	Ryan Maxwell	F 20:47	1-2	0-1	1-6	1	2	3	3	3	3	1	0	0	0	0	-23
1	Cameron Bush	G 22:20	2-6	1-3	0-0	0	5	5	4	1	5	3	1	0	0	0	-22
4	Lian Ramiro	G 17:50	4-9	1-4	0-1	1	0	1	0	1	9	3	0	0	1	0	-12
10	Payton Brown	G 13:21	2-5	2-4	2-3	0	3	3	0	1	8	1	2	0	0	0	-19
0	Jaden Monday	22:10	4-12	2-5	0-0	0	3	3	1	0	10	1	3	0	0	1	-21
2	Roland McCoy	21:05	5-12	1-5	2-2	2	1	3	0	1	13	1	0	2	0	0	-8
5	Kobe Campbell	21:50	2-8	0-1	2-4	0	2	2	0	4	6	1	0	1	0	1	-15
11	Jace Linenberger	14:32	0-2	0-0	0-0	2	1	3	3	2	0	1	0	0	0	0	-7
12	Tyler Frederick	24:08	1-2	0-0	0-0	0	2	2	2	1	2	2	0	0	0	0	-9
Team						0	1	1			0		1				
Totals			22-62	7-23	9-18	8	24	32	17	16	60	16	10	3	1	3	-33

Shooting By Period		
1 st FG%	10-33	30.3%
3PT%	4-14	28.6%
FT%	4-11	36.4%
2 nd FG%	12-29	41.4%
3PT%	3-9	33.3%
FT%	5-7	71.4%
GM FG%	22-62	35.5%
3PT%	7-23	30.4%
FT%	9-18	50.0%

Dead Ball Rebounds: 6, 1

Technical Fouls::NONE

UTSA - 93

Record: 5-4

NO.	Name	Min	FG			Rebounds			Fouls		TP	AS	TO	ST	Blocks		+/-
			M-A	M-A	M-A	OR	DR	TOT	PF	FD					BS	BA	
3	Trey Edmonds	F 18:32	3-4	0-0	0-1	1	7	8	1	3	6	0	4	0	0	0	19
2	Carlton Linguard, Jr.	C 23:22	8-13	5-7	0-1	3	4	7	2	3	21	1	0	0	1	0	34
4	Dre Fuller Jr.	G 27:02	2-8	2-7	0-1	1	4	5	3	2	6	2	1	0	0	1	38
11	Isaiah Wyatt	G 24:57	7-13	5-10	1-1	3	2	5	1	2	20	2	1	1	1	0	21
22	Christian Tucker	G 30:02	5-9	4-7	3-4	1	3	4	2	4	17	6	2	3	0	0	30
10	Chandler Cuthrell	20:06	3-9	0-3	0-0	6	2	8	0	0	6	1	1	0	0	0	13
21	PJ Carter	25:56	4-9	2-5	1-2	1	4	5	0	1	11	5	1	2	1	0	7
0	Nazar Mahmoud	14:40	1-8	1-8	0-0	0	2	2	2	0	3	2	1	0	0	0	2
14	Massal Diouf	15:23	1-2	0-0	1-3	1	3	4	5	2	3	0	1	0	0	0	1
Team						2	3	5			0		0				
Totals			34-75	19-47	6-13	19	34	53	16	17	93	19	12	6	3	1	33

Shooting By Period		
1 st FG%	13-36	36.1%
3PT%	6-23	26.1%
FT%	3-9	33.3%
2 nd FG%	21-39	53.8%
3PT%	13-24	54.2%
FT%	3-4	75%
GM FG%	34-75	45.3%
3PT%	19-47	40.4%
FT%	6-13	46.2%

Dead Ball Rebounds: 4, 1

Technical Fouls::NONE

	UAFS	UTSA	Points from		Period by Period Scoring		
Biggest lead	0 (1 st 20:00)	33 (2 nd 0:45)	Turnovers	10	17		
Best Scoring Run	7 (1 st 3:46)	15 (2 nd 5:57)	Paint	16	26	1 st	2 nd
Lead Changes	0		Second Chance	0	16	UAFS	28
Times Tied	0		Fast Breaks	13	20	UTSA	35
Time with Lead	00:00	39:45	Bench	31	23	TOT	60



Game 10 Box Score - at Little Rock



Official Basketball Box Score - Final

UTSA at Little Rock

12/13/23 Jack Stephens Center, Little Rock
2023-24 Men's Basketball

Game Time: 6:30 PM

Game Duration: 2:10

Officials: John St. Clair, Kevin Driver, Alex Manuel

UTSA - 84

Record: 5-5

NO.	Name	Min	FG			Rebounds			Fouls		TP	AS	TO	ST	Blocks		+/-
			M-A	M-A	M-A	OR	DR	TOT	PF	FD					BS	BA	
3	Trey Edmonds	F 18:45	2-2	0-0	2-6	1	5	6	4	4	6	0	1	0	0	0	-3
2	Carlton Linguard, Jr.	C 31:20	4-13	2-7	0-0	4	4	8	1	0	10	3	0	1	2	0	-3
4	Dre Fuller Jr.	G 25:41	4-11	2-7	2-2	0	3	3	5	3	12	5	1	1	0	0	4
11	Isaiah Wyatt	G 35:48	3-9	3-8	7-8	4	5	9	2	4	16	1	2	0	0	1	-9
22	Christian Tucker	G 38:11	6-10	4-5	7-8	0	4	4	3	6	23	3	4	1	0	0	-10
21	PJ Carter	28:55	4-10	3-6	1-2	0	2	2	2	1	12	2	1	0	0	0	-15
10	Chandler Cuthrell	15:53	0-3	0-1	0-0	0	2	2	3	1	0	0	1	0	2	1	-6
14	Massal Diouf	02:57	1-1	0-0	0-0	0	0	0	0	0	2	0	0	0	0	0	-6
0	Nazar Mahmoud	02:31	1-1	0-0	1-2	0	0	0	2	1	3	0	0	0	0	0	3
Team						1	0	1			0			1			
Totals			25-60	14-34	20-28	10	25	35	22	20	84	14	11	3	4	2	-9

Shooting By Period		
1 st FG%	13-34	38.2%
3PT%	9-19	47.4%
FT%	8-10	80%
2 nd FG%	12-26	46.2%
3PT%	5-15	33.3%
FT%	12-18	66.7%
GM FG%	25-60	41.7%
3PT%	14-34	41.2%
FT%	20-28	71.4%

Dead Ball Rebounds: 5, 0

Technical Fouls::NONE

Little Rock - 93

Record: 5-6

NO.	Name	Min	FG			Rebounds			Fouls		TP	AS	TO	ST	Blocks		+/-
			M-A	M-A	M-A	OR	DR	TOT	PF	FD					BS	BA	
1	DeAntoni Gordon	F 18:20	3-5	0-0	0-0	0	2	2	1	0	6	0	0	0	0	1	-18
5	Jaylen Crocker-Johnson	F 39:07	5-11	1-4	4-5	2	4	6	3	5	15	0	2	2	0	1	9
3	Bradley Douglas	G 32:21	6-14	2-4	6-7	0	7	7	3	5	20	3	2	0	1	0	9
13	Kristiyan Popov	G 09:23	0-1	0-0	0-0	0	1	1	2	0	0	3	1	1	1	0	-5
24	Jamir Chaplin	G 38:14	7-10	3-5	5-6	2	3	5	2	3	22	2	2	0	0	0	11
11	Cougar Downing	18:46	3-3	1-1	2-2	0	2	2	4	2	9	1	1	0	0	0	8
4	Creed Williamson	22:33	2-4	0-0	0-0	3	4	7	2	2	4	1	0	0	0	1	27
12	Jordan Jefferson	19:30	3-10	2-4	9-10	0	2	2	3	5	17	2	0	1	0	1	6
7	Pavle Kuzmanovic	01:46	0-0	0-0	0-0	0	0	0	0	0	0	0	0	0	0	0	-2
Team						0	3	3			0			2			
Totals			29-58	9-18	26-30	7	28	35	20	22	93	12	10	4	2	4	9

Shooting By Period		
1 st FG%	13-31	41.9%
3PT%	4-11	36.4%
FT%	12-13	92.3%
2 nd FG%	16-27	59.3%
3PT%	5-7	71.4%
FT%	14-17	82.4%
GM FG%	29-58	50.0%
3PT%	9-18	50.0%
FT%	26-30	86.7%

Dead Ball Rebounds: 1, 0

Technical Fouls::NONE

	UTSA	LRT
Biggest lead	14 (1 st 5:21)	14 (2 nd 2:21)
Best Scoring Run	11(1 st 5:21)	13(2 nd 10:18)
Lead Changes	7	
Times Tied	1	
Time with Lead	24:49	14:08

	UTSA	LRT
Points from		
Turnovers	13	21
Paint	18	32
Second Chance	8	7
Fast Breaks	18	15
Bench	17	30

	Period by Period Scoring		
	1st	2nd	TOT
UTSA	43	41	84
LRT	42	51	93





(SEASON/CAREER)

0 • NAZAR MAHMOUD

6-5 • 180 • Freshman - HS • Guard
Leander, Texas (Spring Creek Academy)

SEASON/CAREER HIGHS

POINTS	6 at Minnesota (11/6/23)
REBOUNDS	2 (2x) at Minnesota (11/6/23), vs UAFS (12/10/23)
ASSISTS	2 vs UAFS (12/10/23)
STEALS	None
BLOCKS	None
FG MADE	2 at Minnesota (11/6/23)
FG ATT.	8 vs UAFS (12/10/23)
3FG MADE	2 at Minnesota (11/6/23)
3FG ATT.	8 vs UAFS (12/10/23)
FT MADE	1 vs. Jacksonville state (11/24/23)
FT ATT.	2 vs. Jacksonville state (11/24/23)

DOUBLE-DIGIT SCORING	(-/-)
DOUBLE-DIGIT REBOUNDS	(-/-)
DOUBLE-DOUBLES	(-/-)

MAHMOUD'S CAREER STATS

SEASON	TEAM	GP-GS	MIN/AVG	Field Goals		3-Point		F-Throws		Rebounds				Scoring						
				FG-FGA	FG%	3FG-3FGA	3FG%	FT-FTA	FT%	OFF	DEF	TOT	AVG	PF-FO	A	TO	BLK	STL	PTS	AVG
2023-24	UTSA	8-0	50/6.3	6-18	.333	3-12	.250	2-4	.500	2	4	6	0.8	9-0	3	3	0	0	17	2.1
TOTAL		8-0	50/6.3	6-18	.333	3-12	.250	2-4	.500	2	4	6	0.8	9-0	3	3	0	0	17	2.1



(SEASON/CAREER)

2 • CARLTON LINGUARD JR.

7-0 • 225 • Redshirt Senior - TR • Center
San Antonio, Texas (Stevens HS/Temple CC/Kansas State)

SEASON HIGHS

POINTS	21 vs UAFS (12/10/23)
REBOUNDS	10 (2x) vs Western Ill. (11/6/23), vs UIW (11/25/23)
ASSISTS	3 at Little Rock (12/13/23)
STEALS	2 at Houston Christian (11/20/23)
BLOCKS	4 vs Lamar (11/30/23)
FG MADE	8 vs UAFS (12/10/23)
FG ATT.	13 (2x) vs UAFS (12/10/23), at Little Rock (12/13/23)
3FG MADE	5 vs UAFS (12/10/23)
3FG ATT.	7 (2x) vs UAFS (12/10/23), at Little Rock (12/13/23)
FT MADE	9 vs UIW (11/25/23)
FT ATT.	12 vs UIW (11/25/23)

CAREER HIGHS

POINTS	21 vs UAFS (12/10/23)
REBOUNDS	10 (2x) vs Western Ill. (11/6/23), vs UIW (11/25/23)
ASSISTS	3 at Little Rock (12/13/23)
STEALS	2 at Houston Christian (11/20/23)
BLOCKS	4 vs Lamar (11/30/23)
FG MADE	8 vs UAFS (12/10/23)
FG ATT.	13 (2x) vs UAFS (12/10/23), at Little Rock (12/13/23)
3FG MADE	5 vs UAFS (12/10/23)
3FG ATT.	7 (2x) vs UAFS (12/10/23), at Little Rock (12/13/23)
FT MADE	9 vs UIW (11/25/23)
FT ATT.	12 vs UIW (11/25/23)

DOUBLE-DIGIT SCORING	(7/8)
DOUBLE-DIGIT REBOUNDS	(2/2)
DOUBLE-DOUBLES	(2/2)

LINGUARD'S CAREER STATS

SEASON	TEAM	GP-GS	MIN/AVG	Field Goals		3-Point		F-Throws		Rebounds				Scoring						
				FG-FGA	FG%	3FG-3FGA	3FG%	FT-FTA	FT%	OFF	DEF	TOT	AVG	PF-FO	A	TO	BLK	STL	PTS	AVG
2020-21	KState	17-0	113/6.6	16-35	.457	4-11	.364	2-4	.500	7	15	22	1.3	12-0	3	5	2	2	38	2.2
2021-22	KState	15-2	122/8.1	7-19	.368	0-4	.000	6-11	.545	10	9	19	1.3	14-0	0	3	6	2	20	1.3
2023-24	UTSA	10-6	237/23.7	36-82	.439	14-35	.400	15-19	.789	28	39	67	6.7	25-2	9	7	18	4	101	10.1
TOTAL FOR UTSA		10-6	237/23.7	36-82	.439	14-35	.400	15-19	.789	28	39	67	6.7	25-2	9	7	18	4	101	10.1
TOTAL		42-8	472/11.2	59-136	.434	18-50	.360	23-34	.676	45	63	108	2.6	51-2	12	15	26	8	159	3.8





3 • TREY EDMONDS

6-10 • 255 • Junior - TR • Forward/Center
Aurora, Colo. (George Washington HS/Utah Tech)

SEASON HIGHS	
POINTS	15 vs Western Ill. (11/6/23)
REBOUNDS	12 at Lamar (11/14/23)
ASSISTS	4 at Lamar (11/14/23)
STEALS	1 (2x) at Minnesota (11/6/23), at Texas St. (11/17/23)
BLOCKS	2 (2x) last at Minnesota (11/10/23)
FG MADE	5 (4x) last at Lamar (11/14/23)
FG ATT.	11 at Minnesota (11/10/23)
FT MADE	5 vs Western Ill. (11/6/23)
FT ATT.	7 vs Western Ill. (11/6/23)

CAREER HIGHS	
POINTS	15 vs Western Ill. (11/6/23)
REBOUNDS	at Lamar (11/14/23)
ASSISTS	4 at Lamar (11/14/23)
STEALS	3 at Seattle U (2/8/23)
BLOCKS	2 (7x) last at Minnesota (11/10/23)
FG MADE	5 (4x) last at Lamar (11/14/23)
FG ATT.	11 at Minnesota (11/10/23)
FT MADE	5 vs Western Ill. (11/6/23)
FT ATT.	8 at Arizona (11/17/22)

(SEASON/CAREER)	
DOUBLE-DIGIT SCORING	(3/5)
DOUBLE-DIGIT REBOUNDS	(1/1)
DOUBLE-DOUBLES	(1/1)

EDMONDS' CAREER STATS

SEASON	TEAM	GP-GS	MIN/AVG	Field Goals		3-Point		F-Throws		Rebounds				Scoring						
				FG-FGA	FG%	3FG-3FGA	3FG%	FT-FTA	FT%	OFF	DEF	TOT	AVG	PF-FO	A	TO	BLK	STL	PTS	AVG
2021-22	UTTECH	20-0	139/7.0	17-37	.459	0-0	.000	2-16	.125	21	26	47	2.4	22-0	3	12	10	4	36	1.8
2022-23	UTTECH	33-1	302/9.1	34-72	.472	0-0	.000	28-56	.500	28	49	77	2.3	56-1	6	27	11	6	96	2.9
2023-24	UTSA	10-10	213/21.3	30-53	.566	0-0	.000	17-38	.447	23	41	64	6.4	30-2	6	12	4	5	77	7.7
TOTAL FOR UTSA		10-10	213/21.3	30-53	.566	0-0	.000	17-38	.447	23	41	64	6.4	30-2	6	12	4	5	77	7.7
TOTAL		63-11	655/10.4	81-162	.500	0-0	.000	47-110	.427	72	116	188	3.0	108-3	15	51	25	15	209	3.3



4 • DRE FULLER JR.

6-6 • 220 • Graduate Student - TR • Guard
Fayetteville, N.C. (Admiral Farragut Academy [Fla.]/UCF)

SEASON HIGHS	
POINTS	24 at Houston Christian (11/20/23)
REBOUNDS	11 vs UIW (11/25/23)
ASSISTS	5 at Little Rock (12/13/23)
STEALS	1 (6x) last at Little Rock (12/13/23)
BLOCKS	2 (2x) last vs Jacksonville State (11/24/23)
FG MADE	8 at Houston Christian (11/20/23)
FG ATT.	15 at Houston Christian (11/20/23)
3FG MADE	3 (2x) at Texas State (11/17/23), at HCU (11/20/23)
3FG ATT.	7 (3x) last at Little Rock (12/13/23)
FT MADE	5 (2x) at HCU (11/20/23), vs Lamar (11/30/23)
FT ATT.	6 vs Lamar (11/30/23)

CAREER HIGHS	
POINTS	24 at Houston Christian (11/20/23)
REBOUNDS	11 (2x) vs Memphis (3/12/21), vs UIW (11/25/23)
ASSISTS	5 (3x) last at Little Rock (12/13/23)
STEALS	5 vs Penn (11/28/19)
BLOCKS	4 vs Tulsa (2/9/20)
FG MADE	8 at Houston Christian (11/20/23)
FG ATT.	15 (2x) at Oklahoma (12/21/19), at HCU (11/20/23)
3FG MADE	4 vs Memphis (3/11/22)
3FG ATT.	7 (3x) last at Little Rock (12/13/23)
FT MADE	6 (3x) last at Miami (FL) (11/13/21)
FT ATT.	9 vs Houston (12/26/20)

(SEASON/CAREER)	
DOUBLE-DIGIT SCORING	(6/21)
DOUBLE-DIGIT REBOUNDS	(3/6)
DOUBLE-DOUBLES	(1/1)

FULLER'S CAREER STATS

SEASON	TEAM	GP-GS	MIN/AVG	Field Goals		3-Point		F-Throws		Rebounds				Scoring						
				FG-FGA	FG%	3FG-3FGA	3FG%	FT-FTA	FT%	OFF	DEF	TOT	AVG	PF-FO	A	TO	BLK	STL	PTS	AVG
2019-20	UCF	20-13	380/19.0	50-119	.420	10-40	.250	15-23	.652	23	39	62	3.1	33-1	29	26	11	18	125	6.3
2020-21	UCF	23-14	634/27.6	55-133	.414	8-37	.216	42-61	.689	19	89	108	4.7	44-0	57	54	7	24	160	7.0
2021-22	UCF	24-0	292/12.2	36-82	.439	9-25	.360	14-19	.737	15	41	56	2.3	26-0	14	16	3	13	95	4.0
2023-24	UTSA	10-10	275/27.5	39-108	.361	16-56	.286	18-23	.783	12	59	71	7.1	23-1	17	18	5	6	112	11.2
TOTAL FOR UTSA		10-10	275/27.5	39-108	.361	16-56	.286	18-23	.783	12	59	71	7.1	23-1	17	18	5	6	112	11.2
TOTAL		77-37	1581/20.5	180-442	.407	43-158	.272	89-126	.706	69	228	297	3.9	126-2	117	114	26	61	492	6.4





5 • ADANTE' HOLIMAN

6-0 • 175 • Sophomore - TR • Point Guard
McAlester, Okla. (McAlester HS/UT Rio Grande Valley)

SEASON HIGHS	
POINTS	22 at Lamar (11/14/23)
REBOUNDS	6 vs UIW (11/25/23)
ASSISTS	4 (3x) last vs Lamar (11/30/23)
STEALS	3 at Houston Christian (11/20/23)
BLOCKS	1 (3x) last at Houston Christian (11/20/23)
FG MADE	7 (2x) at Lamar (11/14/23), vs UIW (11/25/23)
FG ATT.	16 at Lamar (11/14/23)
3FG MADE	5 vs UIW (11/25/23)
3FG ATT.	12 vs UIW (11/25/23)
FT MADE	4 (2x) at Lamar (11/14/23), Texas State (11/17/23)
FT ATT.	5 (2x) at Lamar (11/14/23), at HCU (11/20/23)

CAREER HIGHS	
POINTS	22 at Lamar (11/14/23)
REBOUNDS	6 vs UIW (11/25/23)
ASSISTS	9 vs Southwestern Assemblies (2/20/23)
STEALS	3 (3x) last at Houston Christian (11/20/23)
BLOCKS	1 (5x) last at Houston Christian (11/20/23)
FG MADE	7 (2x) at Lamar (11/14/23), vs UIW (11/25/23)
FG ATT.	16 at Lamar (11/14/23)
3FG MADE	5 (2x) vs Sam Houston (2/1/23), vs UIW (11/25/23)
3FG ATT.	12 vs UIW (11/25/23)
FT MADE	6 at Kansas State (11/7/22)
FT ATT.	10 at Kansas State (11/7/22)

(SEASON/CAREER)	
DOUBLE-DIGIT SCORING	(2/11)
DOUBLE-DIGIT REBOUNDS	(-/-)
DOUBLE-DOUBLES	(-/-)

HOLIMAN'S CAREER STATS

SEASON	TEAM	GP-GS	MIN/AVG	Field Goals		3-Point		F-Throws		Rebounds				Scoring						
				FG-FGA	FG%	3FG-3FGA	3FG%	FT-FTA	FT%	OFF	DEF	TOT	AVG	PF-FO	A	TO	BLK	STL	PTS	AVG
2022-23	UTRGV	24-11	500/20.9	55-123	.447	27-62	.435	42-59	.712	7	21	28	1.2	71-2	73	55	3	12	179	7.5
2023-24	UTSA	8-8	215/26.9	30-82	.366	16-50	.320	17-23	.739	1	18	19	2.4	22-0	20	11	2	7	93	11.6
TOTAL FOR UTSA		8-8	215/26.9	30-82	.366	16-50	.320	17-23	.739	1	18	19	2.4	22-0	20	11	2	7	93	11.6
TOTAL		32-19	715/22.4	85-205	.415	43-112	.384	59-82	.720	8	39	47	1.5	93-2	93	66	5	19	272	8.5



10 • CHANDLER CUTHRELL

6-8 • 220 • Junior - TR • Forward
Baltimore, Md. (Baltimore City College (HS)/Odessa College)


SEASON/CAREER HIGHS	
POINTS	10 at Houston Christian (11/20/23)
REBOUNDS	10 at Texas State (11/17/23)
ASSISTS	1 (4x) last vs UAFS (12/10/23)
STEALS	1 (3x) last vs Lamar (11/30/23)
BLOCKS	2 (3x) last at Little Rock (12/13/23)
FG MADE	5 at Houston Christian (11/20/23)
FG ATT.	9 (2x) at Texas State (11/17/23), vs UAFS (12/10/23)
3FG MADE	1 (2x) at Lamar (11/14/23), Texas St. (11/17/23)
3FG ATT.	3 (4x) last vs UAFS (12/10/23)
FT MADE	4 at Texas State (11/17/23)
FT ATT.	5 (2x) at Texas State (11/17/23), vs UIW (11/25/23)

(SEASON/CAREER)	
DOUBLE-DIGIT SCORING	(1/1)
DOUBLE-DIGIT REBOUNDS	(1/1)
DOUBLE-DOUBLES	(-/-)

CUTHRELL'S CAREER STATS

SEASON	TEAM	GP-GS	MIN/AVG	Field Goals		3-Point		F-Throws		Rebounds				Scoring						
				FG-FGA	FG%	3FG-3FGA	3FG%	FT-FTA	FT%	OFF	DEF	TOT	AVG	PF-FO	A	TO	BLK	STL	PTS	AVG
2023-24	UTSA	10-0	159/15.9	13-44	.295	2-11	.182	11-17	.647	18	27	45	4.5	14-0	4	11	7	3	39	3.9
TOTAL		10-0	159/15.9	13-44	.295	2-11	.182	11-17	.647	18	27	45	4.5	14-0	4	11	7	3	39	3.9





11 • ISAIAH WYATT

6-4 • 220 • Redshirt Junior - TR • Guard/Forward
Toledo, Ohio (N. Crowley HS/Chadron State)

SEASON HIGHS	
POINTS	27 vs. Lamar (11/30/23)
REBOUNDS	9 at Little Rock (12/13/23)
ASSISTS	3 (2x) vs UIW (11/25/23), vs Lamar (11/30/23)
STEALS	3 vs UIW (11/25/23)
BLOCKS	2 vs Western Ill. (11/6/23)
FG MADE	8 vs Lamar (11/30/23)
FG ATT.	16 vs Lamar (11/30/23)
3FG MADE	7 vs Lamar (11/30/23)
3FG ATT.	12 vs Lamar (11/30/23)
FT MADE	7 at Little Rock (12/13/23)
FT ATT.	8 at Little Rock (12/13/23)

CAREER HIGHS	
POINTS	27 vs Lamar (11/30/23)
REBOUNDS	14 at Westminster (UT) (1/7/23)
ASSISTS	4 (4x) last at Colorado-Mines (2/18/23)
STEALS	3 (3x) last vs UIW (11/25/23)
BLOCKS	2 (2x) last vs Western Ill. (11/6/23)
FG MADE	8 (2x) vs Ecclesia (11/26/22), vs Lamar (11/30/23)
FG ATT.	17 at Western Colo. (12/9/22)
3FG MADE	7 (2x) vs Ecclesia (11/26/22), vs Lamar (11/30/23)
3FG ATT.	12 vs Lamar (11/30/23)
FT MADE	8 vs Fort Lewis (1/13/23)
FT ATT.	8 vs Fort Lewis (1/13/23)

(SEASON/CAREER)	
DOUBLE-DIGIT SCORING	(5/30)
DOUBLE-DIGIT REBOUNDS	(0/4)
DOUBLE-DOUBLES	(0/4)

WYATT'S CAREER STATS

SEASON	TEAM	GP-GS	MIN/AVG	Field Goals			3-Point		F-Throws		Rebounds				Scoring					
				FG-FGA	FG%	3FG-3FGA	3FG%	FT-FTA	FT%	OFF	DEF	TOT	AVG	PF-FO	A	TO	BLK	STL	PTS	AVG
2022-23	Chad	29-29	942/32.5	151-334	.452	82-174	.471	58-75	.773	25	128	153	5.3	30-0	48	31	10	26	442	15.2
2023-24	UTSA	10-6	248/24.8	33-77	.429	24-58	.414	18-24	.750	14	33	47	4.7	12-0	14	14	4	9	108	10.8
TOTAL FOR UTSA		10-6	248/24.8	33-77	.429	24-58	.414	18-24	.750	14	33	47	4.7	12-0	14	14	4	9	108	10.8
TOTAL		39-35	1189/30.5	184-411	.448	106-232	.457	76-99	.768	39	161	200	5.1	42-0	62	45	14	35	550	14.1



12 • JOSH REID

6-7 • 220 • Junior - TR • Forward
Havelock, N.C. (Village Christian Academy/Gulf Coast College)

SEASON/CAREER HIGHS	
POINTS	None
REBOUNDS	None
ASSISTS	None
STEALS	None
BLOCKS	None
FG MADE	None
FG ATT.	None
3FG MADE	None
3FG ATT.	None
FT MADE	None
FT ATT.	None

(SEASON/CAREER)	
DOUBLE-DIGIT SCORING	(-/-)
DOUBLE-DIGIT REBOUNDS	(-/-)
DOUBLE-DOUBLES	(-/-)

REID'S CAREER STATS

SEASON	TEAM	GP-GS	MIN/AVG	Field Goals			3-Point		F-Throws		Rebounds				Scoring			
				FG-FGA	FG%	3FG-3FGA	3FG%	FT-FTA	FT%	OFF	DEF	TOT	AVG	PF-FO	A	TO	BLK	STL

No Appearances Yet This Season





14 • MASSAL DIOUF

6-9 • 240 • Sophomore - 1L • Forward
Gouda, Netherlands (Western Canada Prep Academy)

SEASON HIGHS	
POINTS	6 at Minnesota (11/10/23)
REBOUNDS	4 (2x) at Texas St. (11/17/23), vs UAFS (12/10/23)
ASSISTS	1 at Lamar (11/14/23)
STEALS	1 at Texas St. (11/17/23)
BLOCKS	2 at Houston Christian (11/20/23)
FG MADE	3 at Minnesota (11/10/23)
FG ATT.	5 at Minnesota (11/10/23)
FT MADE	1 (3x) last vs UAFS (12/10/23)
FT ATT.	3 vs UAFS (12/10/23)

CAREER HIGHS	
POINTS	7 at FIU (2/25/23)
REBOUNDS	7 at UAB (12/31/22)
ASSISTS	1 (2x) vs Middle Tenn. (1/5/23), at Lamar (11/14/23)
STEALS	1 (4x) last at Texas St. (11/17/23)
BLOCKS	2 (2x) vs UAB (2/18/23), at HCU (11/20/23)
FG MADE	3 (2x) at FIU (2/25/23), at Minnesota (11/10/23)
FG ATT.	5 at Minnesota (11/10/23)
FT MADE	4 at Western Ky. (2/2/23)
FT ATT.	6 at Western Ky. (2/2/23)

(SEASON/CAREER)	
DOUBLE-DIGIT SCORING	(-/-)
DOUBLE-DIGIT REBOUNDS	(-/-)
DOUBLE-DOUBLES	(-/-)

DIOUF'S CAREER STATS

SEASON	TEAM	GP-GS	MIN/AVG	Field Goals		3-Point		F-Throws		Rebounds				Scoring						
				FG-FGA	FG%	3FG-3FGA	3FG%	FT-FTA	FT%	OFF	DEF	TOT	AVG	PF-FO	A	TO	BLK	STL	PTS	AVG
2022-23	UTSA	27-21	291/10.8	17-40	.425	0-0	.000	19-28	.679	29	44	73	2.7	54-3	1	18	6	3	53	2.0
2023-24	UTSA	10-0	76/7.6	7-13	.538	0-0	.000	3-9	.333	4	10	14	1.4	22-1	1	4	4	1	17	1.7
TOTAL		37-21	367/9.9	24-53	.453	0-0	.000	22-37	.595	33	54	87	2.4	76-4	2	22	10	4	70	1.9



21 • PJ CARTER

6-5 • 175 • Junior - TR • Guard
Atlanta, Ga. (Langston Hughes HS/Campbell/Georgia Highlands)

SEASON HIGHS	
POINTS	17 vs UIW (11/25/23)
REBOUNDS	5 vs UAFS (12/10/23)
ASSISTS	5 vs UAFS (12/10/23)
STEALS	2 vs UAFS (12/10/23)
BLOCKS	1 (2x) vs Jax State (11/24/23), vs UAFS (12/10/23)
FG MADE	7 vs UIW (11/25/23)
FG ATT.	14 vs UIW (11/25/23)
3FG MADE	3 at Little Rock (12/13/23)
3FG ATT.	6 at Little Rock (12/13/23)
FT MADE	3 (2x) at Minnesota (11/10/23), at Lamar (11/14/23)
FT ATT.	4 at Minnesota (11/10/23)

CAREER HIGHS	
POINTS	17 vs UIW (11/25/23)
REBOUNDS	5 vs UAFS (12/10/23)
ASSISTS	5 vs UAFS (12/10/23)
STEALS	2 vs UAFS (12/10/23)
BLOCKS	1 (3x) last vs UAFS (12/10/23)
FG MADE	7 vs UIW (11/25/23)
FG ATT.	14 vs UIW (11/25/23)
3FG MADE	3 at Little Rock (12/13/23)
3FG ATT.	6 at Little Rock (12/13/23)
FT MADE	3 (2x) at Minnesota (11/10/23), at Lamar (11/14/23)
FT ATT.	4 at Minnesota (11/10/23)

(SEASON/CAREER)	
DOUBLE-DIGIT SCORING	(5/5)
DOUBLE-DIGIT REBOUNDS	(-/-)
DOUBLE-DOUBLES	(-/-)

CARTER'S CAREER STATS

SEASON	TEAM	GP-GS	MIN/AVG	Field Goals		3-Point		F-Throws		Rebounds				Scoring						
				FG-FGA	FG%	3FG-3FGA	3FG%	FT-FTA	FT%	OFF	DEF	TOT	AVG	PF-FO	A	TO	BLK	STL	PTS	AVG
2020-21	Campb	12-0	49/4.1	6-15	.400	2-7	.286	3-4	.750	1	5	6	0.5	7-0	4	4	0	1	17	1.4
2021-22	Campb	4-0	19/4.7	3-5	.600	0-2	.000	0-2	.000	1	2	3	0.8	0-0	0	0	1	1	6	1.5
2023-24	UTSA	10-0	234/23.4	38-87	.437	13-35	.371	9-15	.600	4	14	18	1.8	12-0	11	9	2	5	98	9.8
TOTAL FOR UTSA		10-0	234/23.4	38-87	.437	13-35	.371	9-15	.600	4	14	18	1.8	12-0	11	9	2	5	98	9.8
TOTAL		26-0	302/11.6	47-107	.439	15-44	.341	12-21	.571	6	21	27	1.0	19-0	15	13	3	7	121	4.7





22 • CHRISTIAN TUCKER

6-3 • 178 • Junior - 2L • Guard
Chandler, Ariz. (Gilbert Perry HS)

SEASON HIGHS	
POINTS	23 at Little Rock (12/13/23)
REBOUNDS	5 at Houston Christian (11/20/23)
ASSISTS	11 vs Lamar (11/30/23)
STEALS	3 (2x) at Minnesota (11/10/23), vs UAFS (12/10/23)
BLOCKS	1 at Texas St. (11/17/23)
FG MADE	6 (2x) vs Jax St. (11/24/23), at Little Rock (12/13/23)
FG ATT.	12 at Texas St. (11/17/23)
3FG MADE	4 (2x) vs UAFS (12/10/23), at Little Rock (12/13/23)
3FG ATT.	7 vs UAFS (12/10/23)
FT MADE	12 vs Western Ill. (11/6/23)
FT ATT.	15 vs Western Ill. (11/6/23)

CAREER HIGHS	
POINTS	23 at Little Rock (12/13/23)
REBOUNDS	9 vs Dallas Christian (1/3/22)
ASSISTS	11 vs Lamar (11/30/23)
STEALS	4 at FIU (2/25/23)
BLOCKS	2 vs Lamar (11/24/21)
FG MADE	6 (2x) vs Jax St. (11/24/23), at Little Rock (12/13/23)
FG ATT.	14 at Charlotte (1/15/22)
3FG MADE	4 (2x) vs UAFS (12/10/23), at Little Rock (12/13/23)
3FG ATT.	7 (2x) at Charlotte (1/15/22), vs UAFS (12/10/23)
FT MADE	12 vs Western Ill. (11/6/23)
FT ATT.	15 vs Western Ill. (11/6/23)

(SEASON/CAREER)

DOUBLE-DIGIT SCORING	(8/15)
DOUBLE-DIGIT REBOUNDS	(-/)
DOUBLE-DOUBLES	(1/1)
5+ ASSISTS	(6/9)

TUCKER'S CAREER STATS

SEASON	TEAM	GP-GS	MIN/AVG	Field Goals		3-Point		F-Throws		Rebounds				Scoring						
				FG-FGA	FG%	3FG-3FGA	3FG%	FT-FTA	FT%	OFF	DEF	TOT	AVG	PF-FO	A	TO	BLK	STL	PTS	AVG
2021-22	UTSA	26-6	383/14.7	24-81	.296	5-30	.167	33-43	.767	4	39	43	1.7	31-0	29	29	7	11	86	3.3
2022-23	UTSA	30-6	451/15.0	41-85	.482	9-26	.346	52-67	.776	9	37	46	1.5	40-1	41	32	7	14	143	4.8
2023-24	UTSA	10-10	318/31.8	37-86	.430	13-32	.406	53-61	.869	7	24	31	3.1	29-0	57	23	1	12	140	14.0
TOTAL		66-22	1151/17.4	102-252	.405	27-88	.307	138-171	.807	20	100	120	1.8	100-1	127	84	15	37	369	5.6



1 • JORDAN IVY-CURRY

6-3 • 175 • Junior - 2L/TR • Guard
La Marque, Texas (La Marque HS / UTSA [20-22] / Pacific [22-23])

SEASON HIGHS	
POINTS	-
REBOUNDS	-
ASSISTS	-
STEALS	-
BLOCKS	-
FG MADE	-
FG ATT.	-
3FG MADE	-
3FG ATT.	-
FT MADE	-
FT ATT.	-

CAREER HIGHS	
POINTS	27 vs. Denver (11/16/21)
REBOUNDS	11 at BYU (2/4/23)
ASSISTS	9 at Rice (2/3/22)
STEALS	4 vs. Southwestern Adventist (3/4/21)
BLOCKS	1 six times
FG MADE	10 vs. Denver (11/16/21)
FG ATT.	24 vs. Fla. Atlantic (1/29/22)
3FG MADE	5 (3x), last vs. San Diego (2/11/23)
3FG ATT.	11 vs. FIU (1/27/22)
FT MADE	7 vs. Gonzaga (1/21/23)
FT ATT.	7 (4x) last 7 vs. Gonzaga (1/21/23)

(SEASON/CAREER)

DOUBLE-DIGIT SCORING	(-/41)
DOUBLE-DIGIT REBOUNDS	(-/1)
DOUBLE-DOUBLES	(-/1)

IVY-CURRY'S CAREER STATS

SEASON	TEAM	GP-GS	MIN/AVG	Field Goals		3-Point		F-Throws		Rebounds				Scoring						
				FG-FGA	FG%	3FG-3FGA	3FG%	FT-FTA	FT%	OFF	DEF	TOT	AVG	PF-FO	A	TO	BLK	STL	PTS	AVG
2020-21	UTSA	26-11	518/19.9	67-167	.401	24-64	.375	28-41	.683	38	34	72	2.8	44-1	40	21	3	19	186	7.2
2021-22	UTSA	21-19	581/27.6	101-291	.347	45-133	.338	45-56	.804	13	36	49	2.3	25-0	48	51	3	19	292	13.9
2022-23	UOP	33-7	661/20.0	114-270	.422	42-123	.341	70-81	.864	17	69	86	2.6	67-0	50	41	0	17	340	10.3
TOTAL FOR UTSA		47-30	1099/23.4	168-458	.367	69-197	.350	73-97	.753	51	70	121	2.6	69-1	88	72	6	38	478	10.2
TOTAL		80-37	1759/22.0	282-728	.387	111-320	.347	143-178	.803	68	139	207	2.6	136-1	138	113	6	55	818	10.2

