

• 2023-24 UTSA ROADRUNNERS WOMEN'S BASKETBALL •

| UTSA at Temple | December 30, 2023 | Liacouras Center |

#CASHIN • #BIRDSUP • #LETSGO210

GOUTSA.COM



2023-24 SCHEDULE AND RESULTS

THE MATCHUP

HEAD-TO-HEAD

NOVEMBER

6	at Arizona State	L, 55-70
10	New Mexico State	W, 58-55
15	at A&M-Corpus Christi	W, 66-59 (OT)
18	at UT Arlington	W, 70-66
20	at Texas Tech	L, 58-63
25	at Sam Houston State	W, 63-56
30	Texas State	L, 57-65 (OT)

DECEMBER

3	UTEP	W, 90-66
14	Houston	L, 64-66
17	at Oregon	L, 48-61
19	at Seattle U	W, 75-64
30	at Temple *	12 p.m.

JANUARY

2	at East Carolina *	5 p.m.
6	Wichita State *	2 p.m.
10	at FAU *	6 p.m.
14	Charlotte *	2 p.m.
16	USF *	6:30 p.m.
21	at UAB *	1 p.m.
27	at SMU *	2 p.m.
31	North Texas *	6:30 p.m.

FEBRUARY

4	Tulane *	2 p.m.
11	UAB *	1 p.m.
14	at Tulsa *	6:30 p.m.
18	at North Texas *	2 p.m.
22	Temple *	6:30 p.m.
25	FAU *	1 p.m.
28	at Memphis *	7 p.m.

MARCH

5	Rice *	6:30 p.m.
9-13	AAC Championships	TBD

All Times Central | Home Games in Bold | AAC Games *

WE ARE UTSA

When referencing University of Texas at San Antonio Athletics, please use the acronym **UTSA** and the nickname **ROADRUNNERS**. Please refrain from using UT-San Antonio, Texas-San Antonio, UT-SA, Lady Roadrunners or any other variation.

• The UTSA women's basketball team is headed for Philadelphia, Pennsylvania, with a noon C.T. tipoff awaiting Friday against Temple inside the Liacouras Center.

• The contest will represent the 'Runners inaugural American Athletic Conference game, as well as the first meeting in the history of the programs.

• The Roadrunners (6-5, 0-0 AAC) exit the holiday break after polishing off the nonconference slate, splitting across a trip to the Pacific Northwest.

• The Owls (3-2, 0-0 AAC) enter league play holding a .500 record and have been hot in December, suffering defeats only at the hands of Pacific and Northwestern.

• Temple most recently competed against the Wildcats, narrowly falling 72-68 on Dec. 21.

• In the loss, they hauled in a whopping 27 offensive rebounds, bringing their seasonal average to 17.9.

• That figure currently ranks fourth across the NCAA and is one of three categories in which the Owls lead the conference.

• Temple has been incredible at protecting the basketball, boasting a league-low 13.2 turnovers per game and a 1.19 assist/turnover ratio.

• Aleah Nelson has been a significant reason for the success, with a 2.73 assists/turnover ratio that tops The American's individual leader board.

• Her 5.0 apg ranks second across the AAC, while her 11.2 ppg sits second on the team behind only Tiarra East's 12.0 ppg mark.

• East also serves as one of the Owl's top defenders with 1.75 spg, while Rayne Tucker tops the squad with 7.2 rpg.



Saturday, Dec. 30 | 12 p.m. CT
Philadelphia, Pennsylvania
UTSA at Temple



64.0	POINTS PER GAME	71.9
62.8	OPP. POINTS PER GAME	63.8
46.5	REBOUNDS PER GAME	40.0
+12.8	REBOUNDING MARGIN	+2.2
40.1	FIELD GOAL PCT.	40.1
26.7	3-POINT PCT.	30.2
64.6	FREE THROW PCT.	68.6
12.1	ASSISTS PER GAME	15.7
19.1	TURNOVERS PER GAME	13.2
6.4	STEALS PER GAME	10.8
5.5	BLOCKED SHOTS PER GAME	3.8

UTSA Roadrunners

Overall Record	6-5
American Athletic Conference Record	0-0
Home Record	2-2
Away Record	4-3
Neutral Record	0-0
2022-23 Record / C-USA Finish	13-19, 9-11 / 6th

Temple Owls

Overall Record	6-6
American Athletic Conference Record	0-0
Home Record	4-3
Away Record	1-2
Neutral Record	0-0
UTSA All-Time vs Temple	0-0
at UTSA	0-0
at Temple	0-0
Current Streak	First Meeting

WHERE TO WATCH: ESPN+

www.goutsa.com/wbblive
Jon Mozes (play-by-play)
Nicki Jones (analyst)

GAME COVERAGE

Stats: goutsa.com/wbbstats
X (Twitter): @UTSAWBB
Instagram: @UTSA_WBB

WHERE TO LISTEN: THE BULL 93.3

www.goutsa.com/wbradio
Neal Raphael (play-by-play)
The iHeartRadio app

PREVIOUS STARTERS: 75-64 WIN AT SEATTLE U




11
**SIDNEY
LOVE**
SO • G • 5-8



1
**HAILEY
ATWOOD**
GS • G • 5-8



22
**KYRA
WHITE**
SR • G • 5-9



25
**IDARA
UDO**
FR • F • 6-1



0
**ELYSSA
COLEMAN**
R-JR • F • 6-3

QUICK FACTS

Institution Name..... The University of Texas at San Antonio (UTSA)
 Location..... San Antonio, Texas
 Founded..... 1969
 Enrollment..... 34,864
 Nickname..... Roadrunners
 School Colors..... Navy Blue (PMS 289), Orange (PMS 1665), White
 Arena (Capacity)..... Convocation Center (2,650)
 Year Opened..... 1975
 Conference..... American Athletic Conference
 President..... T. Taylor Eighmy, Ph.D. (Tufts, 1980)
 Vice President/Athletics Director..... Lisa Campos (Colorado State)
 Athletic Department Phone..... 210.458.4161
 Ticket Office Phone..... 210.458.UTSA (8872)

TEAM INFORMATION

2022-23 Overall Record..... 13-19
 Home / Away / Neutral..... 8-4/ 3-12 / 2-3
 Conference Record/Finish (Conference USA)..... 9-11/6th
 Letterwinners Returning/Lost..... 11/3
 Starters Returning/Lost..... 5/0
 Newcomers..... 5

HISTORY

First Year of Basketball..... 1981-82
 All-Time Record (pct.)..... 546-625 (.466)
 All-Time AAC Record (pct.)..... 0-0 (.000)
 Conference Regular Season Championships..... 2
 2002-03 (Southland Conference) • 2008-09 (Southland Conference)
 Conference Tournament Championships..... 2
 2008 (Southland) • 2009 (Southland)
 NCAA Tournament Appearances/Record..... 2/0-2 (.000)
 2008 • 2009
 Last NCAA Postseason Opponent/Result..... 2009
 Lost to No. 2 seed Baylor, 87-82 OT (March 22, 2009)

COACHING STAFF

Head Coach..... Karen Aston (Third season - Little Rock, 1987)
 Record at UTSA (Years)..... 26-47 (Third season)
 Career Record (Years)..... 311-193 (16th season)
 Assoc. Head Coach..... Jamie Carey (third season - Texas, 2004)
 Assistant Coaches..... Empress Davenport (third season - Texas, 2016)
 Cameron Miles (third season - San Diego, 2004)
 Dir./WBB Operations..... Chantel Govan (First season - UTSA, 2022)
 Player Development..... Sophia Ramos (First Season - San Diego St., 2022)
 Graduate Assistant..... Angel Almaguer (First season - UTSA , 2022)

ATHLETICS COMMUNICATIONS

Associate Athletics Director/Communications..... Kyle Stephens
 Associate Director [MBB Contact]..... Michael Stambaugh
 Assistant Director [WBB Contact]..... Ryan Smith
 Assistant Director..... Alma Solis
 Smith's Email Address..... ryan.smith2@utsa.edu
 Smith's Cell Phone..... 361.442.9600
 Website..... goutsa.com
 General Athletics X (Twitter)..... @UTSAathletics
 Women's Basketball X (Twitter)..... @UTSAWBB
 Women's Basketball Instagram..... @UTSA_WBB

ROADRUNNER NOTES AND NEWS

LAST TIME OUT

- The Roadrunners (6-5, 0-0 AAC) exit the holiday break after polishing off the nonconference slate, splitting across a trip to the Pacific Northwest.
- UTSA first fell to Oregon, 61-48, before besting Seattle U, 75-64, ahead of the holiday break.
- The victory over the Redhawks allowed UTSA to enter league play with a positive record for the first time since the 2013-14 campaign.
- A pair of stellar performances by freshman Idara Udo and redshirt junior Elyssa Coleman not only helped the 'Runners to victory, but propelled the duo toward league recognition.
- Udo was crowned the AAC Freshman of the Week, becoming the first Roadrunner to accomplish the feat since Coleman was awarded the C-USA iteration on Nov. 22, 2021.
- The Plano, Texas native dropped a career-high 15 points to go with nine rebounds, while Coleman used an 18-point nine-rebound performance to crack the AAC Honor Roll.

'RUNNERS IN THE RANKINGS

- As of 12/28 UTSA will enter conference play as the league leader in blocks per game, rebound margin, and rebounds per game.
- The 'Runners 46.5 rpg rank 11th nationally, while the squad hauls in 12.8 rebounds more than their opponents for the 14th-best average in the NCAA.
- Boasting 5.5 bpg, the Roadrunners sit 15th nationally.
- Coleman leads the team in that category, swatting 1.73 shots each time out for the second-most in the AAC.
- Senior Kyra White and Udo join Coleman in averaging at least a block per game, with White also pacing the AAC in minutes per game at 34.9.
- Sophomore Sidney Love joins White as an individual conference leader, logging an incredibly efficient 87.0% free throw percentage, and is the 'Runners leader scorer with 12.2 ppg.
- Also in the double-digit scoring club, White averages 10.6 ppg, and Coleman 10.3 ppg.

2023-24 WOMEN'S BASKETBALL ROSTER

#	Name	Pos	Ht	Yr.	Hometown • High School / Previous School
0	Elyssa Coleman	F	6-3	R-Jr.-2L	Houston, Texas/Atascocita HS/Texas
1	Hailey Atwood	G	5-8	GS.-2L	Austin, Texas/Bowie HS/Blinn CC
2	Alexis Parker	G	5-9	So.-1L	San Antonio, Texas/Brandeis HS
3	Emma Lucio	G	5-9	Fr.-HS	Edinburg, Texas / Robert Vela HS
4	Siena Guttadauro	G	5-6	So.-2L	San Jose, Calif./Archbishop Mitty HS
5	Madison Cockrell	G	5-4	So.-1L	Dallas, Texas/Bishop Lynch HS
11	Sidney Love	G	5-8	So.-1L	Cibolo, Texas/Steele HS
12	Aysia Proctor	G	5-8	Fr.-HS	Schertz, Texas / Samuel Clemens HS
13	Sarai Estupiñan	G	5-5	Jr.-TR	Cedar Park, Texas / St. Mary's (TX) / Tallahassee CC
20	Maya Linton	F	6-0	So.-1L	Duncanville, Texas/Duncanville HS
21	Cheyenne Rowe	F	6-2	So.-TR	Ajax, Ontatio / Bill Crothers Secondary School / JMU
22	Kyra White	G	5-9	Sr.-1L	Converse, Texas/Judson HS/Southern California
23	Kyleigh McGuire	F	5-10	Sr.-1L	Houston, Texas/Atascocita HS
25	Idara Udo	F	6-1	Fr.-HS	Plano, Texas / Plano East HS
30	Nissa Sam-Grant	C	6-4	Sr.-1L	Marietta, Ga./Wheeler HS/Panola CC
32	Jordyn Jenkins	F	6-0	Sr.-1L	Kent, Wash./Kentridge HS/Southern California

UTSA RECORD WHEN...

Category	H	R	N	O
Overall	2-2	4-3	0-0	6-5
Conference	0-0	0-0	0-0	0-0
Non-Conference	2-2	4-3	0-0	6-5
Overtime	0-1	1-0	0-0	1-1
Top-10 Opponents	0-0	0-0	0-0	0-0
Top-25 Opponents	0-0	0-0	0-0	0-0
Receiving Votes	0-0	0-0	0-0	0-0
Wear White	2-2	0-0	0-0	2-2
Wear Orange	0-0	2-1	0-0	2-1
Wear Navy	0-0	2-2	0-0	2-2
In November	1-1	3-2	0-0	4-3
In December	1-1	1-1	0-0	2-2
In January	0-0	0-0	0-0	0-0
In February	0-0	0-0	0-0	0-0
In March	0-0	0-0	0-0	0-0
Lead at Half	1-0	1-0	0-0	2-0
Trail at Half	1-2	2-3	0-0	3-5
Tied at Half	0-0	1-0	0-0	1-0
Decided by 1-4 Points	1-1	0-0	0-0	1-1
Decided by 5-9 Points	0-1	3-1	0-0	3-2
Decided by 10+ Points	1-0	1-2	0-0	2-2
Scoring 80+	1-0	0-0	0-0	1-0
Scoring 70-79	0-0	2-0	0-0	2-0
Scoring 60-69	0-1	2-0	0-0	2-1
Scoring 50-59	1-1	0-2	0-0	1-3
Scoring 0-49	0-0	0-1	0-0	0-1
Opp. Scoring 80+	0-0	0-0	0-0	0-0
Opp. Scoring 70-79	0-0	1-0	0-0	1-0
Opp. Scoring 60-69	1-2	1-2	0-0	2-4
Opp. Scoring 50-59	1-0	2-1	0-0	3-1
Opp. Scoring 0-49	0-0	0-0	0-0	0-0
FG 50% or Higher	1-0	0-0	0-0	1-0
FG 40-49.9%	0-1	3-1	0-0	3-2
FG 39.9% or Lower	1-1	1-2	0-0	2-3
Opp. FG 50% or Higher	0-0	0-0	0-0	0-0
Opp. FG 40-49.9%	0-0	2-0	0-0	2-0
Opp. FG 39.9% or Lower	2-2	2-3	0-0	4-5
Better FG% than Opp.	2-2	3-1	0-0	5-3
FG% is Equal	0-0	0-0	0-0	0-0
Opp. Better FG%	0-0	1-2	0-0	1-2
FT 80% or Higher	1-0	0-1	0-0	1-1
FT 70-79.9%	0-1	2-0	0-0	2-1
FT 69.9% or Lower	1-1	2-2	0-0	3-3
Opp. FT 80% or Higher	1-1	0-0	0-0	1-1
Opp. FT 70-79.9%	0-0	1-1	0-0	1-1
Opp. FT 69.9% or Lower	1-1	3-2	0-0	4-3
Better FT% than Opp.	0-0	2-1	0-0	2-1
FT% is Equal	0-0	0-0	0-0	0-0
Opp. Better FT%	2-2	2-2	0-0	4-4
Outrebounding Opp.	2-1	4-3	0-0	6-4
Rebounds are Equal	0-0	0-0	0-0	0-0
Outrebounded by Opp.	0-1	0-0	0-0	0-1
More Assists than Opp.	1-1	2-1	0-0	3-2
Assists are Equal	0-0	0-0	0-0	0-0
Fewer Assists than Opp.	1-1	2-2	0-0	3-3
Fewer TO than Opp.	0-0	2-0	0-0	2-0
Turnovers are Equal	0-0	0-0	0-0	0-0
More TO than Opp.	2-2	2-3	0-0	4-5
4+ in Double Figures	1-0	1-0	0-0	2-0
3 in Double Figures	0-2	2-1	0-0	2-3
2 in Double Figures	1-0	1-1	0-0	2-1
1 in Double Figures	0-0	0-1	0-0	0-1
Bench Scores More	0-1	2-3	0-0	2-4
Bench Points are Equal	1-0	0-0	0-0	1-0
Opp. Bench Scores More	1-1	2-0	0-0	3-1
More Fast Break Points	2-0	3-0	0-0	5-0
Fast Break Points are Equal	0-0	0-1	0-0	0-1
Fewer Fast Break Points	0-1	1-2	0-0	1-3
More Points in Paint	2-1	2-3	0-0	4-4
Points in Paint Equal	0-0	1-0	0-0	1-0
Fewer Points in Paint	0-1	1-0	0-0	1-1
Highest Scoring Quarter	1Q 26 / December 3, 2023 vs UTEP			
	2Q 23 / December 19, 2023 at Seattle U			
	3Q 26 / December 19, 2023 at Seattle U			
	4Q 30 / November 25, 2023 at Sam Houston			
Lowest Scoring Quarters	1Q 8, 3x / December 17, 2023 at Oregon			
	2Q 8 / November 25, 2023 at Sam Houston			
	3Q 12 / November 25, 2023 at Sam Houston			
	4Q 10 / December 19, 2023 at Seattle U			
Opponent Highest Scoring Quarters	1Q 25 / November 6, 2023 at Arizona State			
	2Q 29 / December 14, 2023 vs Houston			
	3Q 19 / December 17, 2023 at Oregon			
	4Q 22 / December 19, 2023 at Seattle U			
Opponent Lowest Scoring Quarters	1Q 10 / November 18, 2023 at UT Arlington			
	2Q 11 / December 17, 2023 at Oregon			
	3Q 9, 2x / December 14, 2023 vs Houston			
	4Q 10, 2x / November 30, 2023 vs Texas State			
Largest Halftime & Final Score	Half 48 / December 3, 2023 vs UTEP			
	Final 90 / December 3, 2023 vs UTEP			
Lowest Halftime & Final Score	Half 20, 2x / December 17, 2023 at Oregon			
	Final 48 / December 17, 2023 at Oregon			
Opponent Largest Halftime & Final Score	Half 49 / November 6, 2023 at Arizona State			
	Final 70 / November 6, 2023 at Arizona State			
Opponent Lowest Halftime & Final Score	Half 28, 3x / December 19, 2023 at Seattle U			
	Final 55 / November 10, 2023 vs New Mexico State			

NOTES AND NEWS CONT.

FRESHMAN PHENOM

- The American Athletic Conference recognized Idara Udo on 12/26/23, selecting the Plano, Texas native as their Freshman of the Week after she delivered a solid shift off the bench in a 75-64 victory over Seattle U.
- Udo helped UTSA best the Redhawks to the tune of 15 points, nine rebounds, and two assists while going an incredibly efficient 62.5% from the field.
- The Roadrunners last boasted a Freshman of the Week on Nov. 22, 2021, after Elyssa Coleman claimed the C-USA accolade, dropping 14 points and 12 rebounds across a 66-60 win over UIW.
- Udo's accomplishment marks the first occasion in which a UTSA women's basketball player was honored since joining The American.

ON THE DOUBLE

- Sophomore Maya Linton recorded UTSA's first double-double of the season on Nov. 18, 2023 against UT and freshman Aysia Proctor the second on Dec. 17
- Linton scored a career-high 15 points to go along with 10 rebounds in a 70-66 victory over the Lady Mavs
- Proctor charted a career-best 20 points to go with 11 rebounds in a 61-48 loss to Oregon in Eugene

SHE'S ON A ROLL

- Senior Kyra White, sophomore Sidney Love, freshman Aysia Proctor and redshirt junior Elyssa Coleman have now each been selected for the American Athletic Conference's Weekly Honor Roll
- White was recognized on 11/20 after delivering a pair of solid performances in road victories against TAMUCC and UT Arlington.
- First, White dropped 18 points to go with six rebounds and five assists while propelling the squad to a 15-point come-from-behind victory over the Islanders.
- Later in the week, she added five more points to her total, hauling in six boards and dishing off six assists in a 70-66 win against the Lady Mavs.
- On the week, she swatted a shot and swiped a steal, all while averaging the most assists per game in the league at 5.50.
- Love was chosen on 11/27 after leading the Roadrunners in scoring on the week, first dropping 18 points at a .500 clip against Texas Tech.
- She then scored 12 more in a victory over Sam Houston, allowing her to average 15.0 ppg, to go along with 10 rebounds, and two assists.
- Love shot an efficient 47.6% and went 8-for-9 from the charity stripe.
- Defensively, she boasted a block and swiped five steals.
- Proctor was selected on 12/18 after averaging 19.5 ppg to go with 8.0 rpg after coming off the bench against Houston and Oregon .
- She first went 9-for-11 from the field for 19 points and five rebounds against the Cougars before logging a career-high 20 points and 11 rebounds against the Ducks on the road.
- Her double-double in the matchup with Oregon represented the first of her collegiate career.
- Coleman was awarded on 12/26 after posting 18 points and nine rebounds in a 75-64 victory over Seattle U

NOTES AND NEWS CONT.

ENTERING LEAGUE PLAY

- The Roadrunners enter their inaugural American Athletic Conference slate after going 6-5 across the teleconference slate
- UTSA will enter league play with a postie record for the first time since the 2013-14 campaign, when the team went 10-5 before kick-starting the C-USA slate
- The 'Runners bested New Mexico State, Texas A&M-Corpus Christi, UT Arlington, Sam Houston State, UTEP, and Seattle U, while falling to Arizona State, Texas Tech, Texas State, Houston and Oregon
- UTSA went 2-2 inside the Convocation Center, and 4-3 on the road

CLOSE BUT NO CIGAR

- The Roadrunners came close to making history on Dec. 14th as they fell to Houston, 66-64
- After trailing by as much as 22 points late in the second quarter a Sidney Love three-pointer put UTSA down two with 12 seconds remaining in the contest
- Houston, however, prevailed and the comeback fell short in what would have represented the largest deficit overcome in school history
- A 22 point comeback would also have tied UTSA for the 13th largest deficit overcome in the history of NCAA Division I Women's Hoops

90'S KIDS

- The Roadrunners scored 90 points on Dec. 3, 2023 in a victory over UTEP, marking the first time a UTSA squad has reached the benchmark since accomplishing the feat since a 97-47 win against Sul Ross State on Nov. 10, 2017
- The 24-point win represents the largest margin of victory in the Karen Aston era at UTSA.
- Redshirt junior Elyssa Coleman was an incredibly efficient 11-for-13, scoring a career-high 23 points and helping the team shoot 58% from the field.
- The squad also sunk eight three-pointers for their highest total of the season.
- Along with Coleman, sophomore Sidney Love posted 16 points, marking her sixth straight game achieving the feat, while classmate Siena Guttadauro and senior Kyra White each charted 12.

THE QUEEN OF THE COURT

- Redshirt junior Elyssa Coleman became the Roadrunners all-time blocking leader on 11/25/23 after she swatted three shots against Sam Houston
- On that day, she recorded her 106th block wearing a UTSA uniform, allowing her to surpass the previous record of 105 that was held by Whitney Wright who played for the Roadrunners from 2009-2013
- Coleman's 57 blocks across the 2022-23 campaign helped propel her towards this award and is currently tied with Kim Duncan for the second-best single season mark

WELCOME TO THE BLOCK PARTY

- The Roadrunners recorded the sixth-most blocks per game in the NCAA through the first month of the season, swatting 6.9 shots each time out
- Senior Elyssa Coleman heavily aided that figure, with 16 swats leading the American Athletic Conference and ranking 21st across the NCAA
- Not far behind, freshman Idara Udo ranked third in the American with 12 blocks and senior Kyra White sixth, logging 10.

IT'S A LOVE STORY

- Sidney Love had recorded double-digit scoring performances in seven consecutive contests dating from 11/15/23-12/14/23
- She first scored 10 points in a matchup with Texas A&M-Corpus Christi, before working a career-high 26 points against UT Arlington, dropping 18 on Texas Tech and 12 on Sam Houston
- Love then added 11 against Texas State and 16 against UTEP increasing her streak to six
- The streak concluded with a 13 point performance against Houston on Dec. 14

OFF TO A HOT START

- UTSA opened the season going 3-1 and using wins over New Mexico State, Texas A&M-Corpus Christi, and UT Arlington to capture a three-game winning streak
- The last time the Roadrunners started the season 3-1 against NCAA Division I opponents was the 2012-13 campaign
- That squad earned wins over UTRGV, Texas A&M-Corpus Christi and Austin Peay, while falling to Wichita State en route to a 16-14 overall record with a 10-8 mark in conference play

FABULOUS FRESHMEN

- In their first week of collegiate competition, freshmen Idara Udo and Aysia Proctor delivered stellar performances
- Udo lead the AAC in rebounds per game on the first week of competition after averaging 10 rpg despite coming off the bench.
- She first scored 10 points and hauled nine boards in against Arizona State before snagging 11 rebounds in a win against New Mexico State.
- Additionally, she swiped two steals and swatter four shots, including a last-second block to secure a 58-55 victory over the Aggies.
- Proctor shot 75% from the field, scoring 21 points across the games against Arizona State and New Mexico State. In addition to her offensive success, she swiped a steal and hauled in 12 rebounds off the bench.

RUN IT BACK

- 11 Roadrunners are back in Navy and Orange, as the team graduated Queen Ulabo, Kennedy Harrell, and Deborah Nwakamma
- A star-studded cast returns with Jordyn Jenkins, Hailey Atwood, Kyra White, Sidney Love and Elyssa Coleman all slated to be back in action
- Jenkins represents the reigning C-USA Player and Newcomer of the Year, while Love was an All-Freshman team selection and Coleman an All-Defensive pick
- Rounding out the group, Atwood was crowned the C-USA Scholar Athlete of the Year and White an All-Texas Honorable Mention by Dave Campbell Texas Basketball
- Other returnees include sophomores Alexis Parker, Siena Guttadauro, Madison Cockrell, and Maya Linton, along with seniors Kyleigh McGuire and Nissa Sam-Grant

ALL ABOARD THE ASTON EXPRESS

- Five newcomers inked with UTSA ahead of the 2023-24 season; two entering the Alamo City via the portal and three true freshmen
- Notably, sophomore Cheyenne Rowe transferred in from James Madison where she was crowned Sun Belt Champion after appearing in 16 games for the Dukes.
- Also transferring into UTSA, junior Sarai Estupiñan has spent time with both St. Mary's (TX) and Tallahassee CC
- Guards Emma Lucio and Aysia Proctor joins as well, along with forward Idara Udo

INTO THE AMERICAN

- The Roadrunners are set to embark on their inaugural season as a member of the American Athletic Conference
- UTSA went 44-107 in the C-USA era, and last won a championship as a member of the Southland
- The 'Runners were the 2002-03 SLC Regular Season Champs, and won the league again in 2008-09
- The program has won two SLC Tournaments in its history, punching its ticket to the NCAA Tournament in 2008 and 2009

FAST FACTS

#0 - ELYSSA COLEMAN

- 2022-23 C-USA All-Defensive Team selection...appeared in 32 games with 30 starts...averaged 9.3 ppg at a 44.6% shooting clip...logged 26.8 MPG, collecting 6.6 RPG and 57 blocks
- 2021-22: Played in 30 games with 18 starts...averaged 7.9 ppg and 4.9 rpg...led the team in field goals made (99) and blocked shots (38)...named C-USA Freshman of the Week on Nov. 21
- Transferred from the University of Texas...did not play due to injury...part of the Elite Eight team of 2021...in high school, ranked No. 12 forward in the class of 2020, according to ESPNW...played in 132 games and averaged 10.8 points, 8.1 rebounds, 2.1 blocks and 1.1 steals per game...named to the TABC Class 6A All-State Team and the District 22-6A Most Valuable Player in 2020
- Born on Feb. 27, 2002...daughter of Lorna and Quintin Coleman...has one brother, Jacody who played football at Iowa and Lamar...Pursuing a degree in sociology

#1 - HAILEY ATWOOD

- 2022-23: Was named the 2022-23 C-USA Scholar Athlete of the Year...C-USA All-Academic selection...2022-23 Teammate of the Year by Team IMPACT...appeared in 31 games with 20 starts...averaged 21.9 mpg, 4.1 ppg, 3.2 rpg, and 1.2 apg...shot 40.1% from the field
- 2021-22: Played in 27 games with 12 starts...averaged 3.4 points and 4.3 rebounds per game
- Transferred from Blinn College...played in 24 games as a sophomore, with 18.5 points, 7.0 rebounds and 2.7 assists per game...as a freshman earned NJCAA Academic All-America honors...attended Bowie High School
- Born on Dec. 27, 2000...daughter of Jennifer Atwood...has two brother, Trey Thomson and Carter Lewis...has two sisters, Avery and Aubrey Lewis

#2 - ALEXIS PARKER

- 2022-23: Participated in 21 games, averaging 12.7 MPG...posted 43 points at a 38.1% clip...hailed in 27 rebounds, dishing out 14 assists and swiping 10 steals
- Played four years at Brandeis High School...helped the Broncos to three playoff runs, including a fifth-round playoff appearance her sophomore season...three-time first-team all-academic honoree, three-time first-team all-district honoree, first-team all-area member and earned all-state accolades
- Born on Sept. 15, 2003...daughter of Cedrick and Jessica...sister of Cedrick Jr. and London...pursuing a degree in kinesiology, with a minor in biology

#3 - EMMA LUCIO

- Joins the Roadrunners from Robert Vela High School in Edinburg, Texas...named the District Newcomer of the Year, Second Team All-District, and Third Team All-Valley as a freshman...earned First Team All-District and Second Team All-Valley during her sophomore year...named Co-Offensive Player of the Year, First Team All-District, All-Valley Defensive Team, All State Team, and All-City MVP as a junior...two-time district champion
- Daughter of Jessica Ann Lucio and Sergio Lucio Sr...six brothers, Stephen, Charles, Edgar, Eric, Jason, and Sergio Jr...two sisters, Korina and Allison...pursuing a degree in kinesiology with the goal to build her own fitness organization

#4 - SIENA GUTTADAURO

- 2022-23: Logged three starts and 24 appearances in her inaugural season, averaging 12.3 MPG...scored 52 points with 18 assists and 29 rebounds
- Clubbed with the San Jose Cagers, a premier organization that dons a 90 percent winning percentage...helped the Archbishop Mity Monarchs to three WCAL Championships and two CIF Championships...2022 state runners-up...part of the 2020 Northern California Championship team...made 2020 State Finals but the game was canceled due to the COVID-19 pandemic
- Born on Oct. 26, 2003...daughter of Joe and Rosella Guttadauro...has three brothers, Joey, Anthony and Dominic...father played soccer at Santa Clara and brother played football at Linfield...majoring in communications with the goal of becoming a sports broadcaster

#5 - MADISON COCKRELL

- 2022-23: Sixteen appearances with two starts...averaged 11.1 MPG with 3.3 PPG and 1.5 RPG...shot 39.1% from the field, including 33.3% from beyond the arc
- Four-year letter winner in high school, three of which at Bishop Lynch HS under coach Andy Zhilman...received District Defensive Player of the Year during her junior campaign...named First Team All-State in 2021 and All Tournament at the 2021 State Tournament where she helped the Friars to a state championship
- Born on Sept. 8, 2003...daughter of Milton and Daphne Cockrell...has one brother, Dylan...father played football at OSU and her mother played basketball and ran track at Southwestern Christian College...pursuing a degree in criminology with plans to attend law school

#11 - SIDNEY LOVE

- 2022-23: C-USA All-Freshman Team selection...25 games played and 20 starts with 29.5 MPG...logged a team-high 29 three-pointers...shot 42.8% from the field, including 37.0% from beyond the arc...dished out 58 assists...15 double-digit scoring games
- In high school was named named the 2022 Co-District MVP, a McDonald's All-American nominee and the Express-News Player of the Week all in her senior season...four-time academic all-district recipient, named District Defensive MVP her junior year, earned TGCA All-Star accolades and first-team all-district...helped the team become 2020 District Champions and Co-District Champions in 2021
- Born on Sept. 11, 2003...daughter of Kevin and Andrea Love...has two brothers, Kijana and Langston, and two sisters, Endaisia and Camille...her father played football for Texas A&M, her sisters, Endaisia and Camille, played soccer at Trinity and St. Mary's, respectively, and her brothers, Kijana and Langston played basketball at New Hampshire and Baylor...pursuing a degree in business management

#12 - AYSIA PROCTOR

- A local product from Samuel Clemens High School, Proctor was named to the All District First Team as a freshman in 2020...earned Texas Girls Coaches' Association All-State honors and Texas Association of Basketball Coaches All-Region honors in 2021...named to the 2021-22 UIL Girls All-Region Team...named to the All-District First Team in 2022
- Daughter of Bobby and Angela Proctor...father played basketball at the University of Colorado-Colorado Springs pursuing a degree in cyber security

#13 - SARAI ESTUPIÑAN

- Began her collegiate career at St. Mary's where she played in 10 games across the 2021-22 season...She averaged 2.6 ppg for the Rattlers, collecting eight steals and eight rebounds in 14.1 mpg...Estupiñan then transferred to Tallahassee CC where she was named Second-Team All-Panhandle Conference for her performance in the 2022-23 campaign...led TCC in scoring with 13.0 ppg, shooting 33.6% from the field
- Was a two-time First-Team All-District selection and named to the All-State Tournament team for Cedar Park High School...Helped the team win the 5A State Championship also earning Academic All-District honors along the way

#20 - MAYA LINTON

- 2022-23: Appeared in 27 games with 15.7 MPG...averaged 2.3 PPG, sinking shots at a 40.3% clip...hailed in 3.5 RPG
- Four-year letter winner at Duncanville High School...helped the Panthers to a Bi-District and area title...part of the Drive Nation 17U EYBL club team...received Defensive Player of the Year honors...awarded Second Team All-District and All-District Academic honors
- Daughter of Rose Fiomì...four sisters, Malia and McKenna Linton, Miranda Pohlman and Michaela Martinez...majoring in business

#21 - CHEYENNE ROWE

- Transfer from James Madison, Rowe appeared in 16 games as a freshman in the 2022-23 season...As a Duke, she averaged nine minutes and two points per game...She helped lead the team to a successful 26-8 season, winning the Sun Belt Tournament to earn an automatic bid into the NCAA Tournament
- A native of Ajax, Ontario, she played for the Canada U18 National Team at the 2022 FIBA Women's Americas where she won a silver medal...high school career included the 2019 Biosteel Girls Future MVP and Biosteel 2022 Team member...She represented Team Ontario in their U14 and U15 teams from 2017-19. Rowe was named First Team All-Star in U17 Canadian National Championships in 2019...She was also selected for Canadian National Assessment Camp.
- Rowe is the daughter of Waine Rowe and Hilary Chung-Rowe and has one sister, Ciara.

#22 - KYRA WHITE

- 2022-23: Named All-Texas Honorable Mention by Dave Campbell's Texas Basketball...started 28 games for the Roadrunners, averaging 33.2 MPG...led the team with 142 assists and 4.5 APG, the second-most in C-USA...third-most steals (24), blocks (27) and rebounds (160) on the team...averaged 7.9 PPG, shooting 33.7% from the field
- Transferred from the University of Southern California where she played the last three seasons...played in 77 games with 22 starts...scored 138 points, averaging 1.8 per game...also posted 131 rebounds, 49 steals, 25 blocks and 127 assists...a Converse Judson HS graduate where she was named the league MVP as a senior...was a three-time all-state first team honoree, selected 2016 league newcomer of the year and won the 2019 6A state championship...at Judson
- Born on Nov. 30, 2000...daughter of Christopher and Jennifer White...has two brothers, Jarehn and Isaac, and one sister, Cierra...her mother played softball at Texas Tech and her father played football at Texas A&M Commerce and in the Arena Football League for Houston in 2001. Also, her grandfather Rudy White played in the NBA for the Houston Rockets and Seattle Supersonics.

#23 - KYLEIGH MCGUIRE

- 2022-23: Appeared in 21 games averaging 4.4 MPG...scored 15 points with four assists, two blocks and a steal...shot 50% from the field
- 2021-22: Played in two games...named to the Conference USA Commissioner's Honor Roll.
- Named the 2020 District 22-6A Defensive Player of the Year, 2019 Offensive Player of the Year and the 2018 Most Improved Player at Atascocita HS
- Born on Nov. 12, 2001...daughter of Elisabeth Rasheed and Rasheed McGuire...one four brothers, Rasheed Jr., Angel, Christopher and Isaiah...also has two sisters, Kemaini and Jordyn...her stepdad ran track at TCU...biology major.

#23 - IDARA UDO

- Joins the UTSA family from Plano East High School...helped lead the Panthers to district championships in her sophomore and junior years...named Second Team All-District as a freshman and earned First Team honors her sophomore, junior, and senior year...named the Defensive Player of the Year as a sophomore and senior
- Daughter of Ituru Inim and Efrung Udo, one brother, Emem Udo and one sister Sema Udu...studying nursing

#23 - NISSA SAM-GRANT

- 2022-23: Did not appear
- Transferred from Panola College...previous played at Arkansas-Pine Bluff for two seasons...with the Golden Lions, Sam-Grant averaged 2.8 points, 4.6 rebounds and 1.6 blocks per game where she led the team in blocks and finished in the top four in the SWAC as a freshman...with the Ponies, the Toronto, Canada, native averaged 4.0 points, 5.0 rebounds and 1.8 blocks per game.
- Born on Nov. 30, 1999...daughter of Nigel Grant and Lisa Sam...three brothers, Tremaine, J'uel, and Kamal, one sister J'nae...majoring in multidisciplinary Studies

#23 - JORDYN JENKINS

- 2022-23: Conference USA Player of the Year...C-USA Newcomer of the Year...First-Team All-Conference...Became the third player in C-USA history to win all three awards and the first in 10 years...First Roadrunner to earn C-USA Player of the Year, also the first UTSA student-athlete to win four C-USA Player of the Week honors in a single season...awarded All-Texas First-Team by Dave Campbell's Texas Basketball...led the league with 659 points averaging 20.6 PPG at a 49.3% clip...659 points scored serves as the UTSA school record...79.0% free throw shooter...7.5 RPG and 1.3 SPG...posted nine double-doubles...career-high 40 points on Feb. 20 against North Texas, cementing a trilling 68-67 overtime victory on 12-for-20 shooting and a 13-for-16 performance at the charity stripe
- Transferred from the University of Southern California where she played for the last two seasons...played in 41 games with 35 starts after missing eight games during her debut season due to injury...scored 478 points, leading USC in scoring in the 2021-22 season with 384...also posted 236 rebounds, 36 steals, 31 blocks and 41 assists...as a sophomore in 2021-22, Jenkins starred for the Trojans, earning All Pac-12 honors and was tabbed Pac-12 Co-Most Improved Player after averaging a team-leading 14.8 points, 6.7 rebounds and 1.5 assists per game
- Kentridge High School graduate where she was a three-time all-state first-team honoree...helped her team to a 2017 state championship title and was a two-time league MVP...averaged 21.9 points and 9.2 rebounds in her junior season
- Born on Jan. 16, 2002...daughter of Alan and Joya Jenkins...sister of Alan Jenkins III and Taylor...studying multidisciplinary studies

SUPERLATIVES

2023-24 DOUBLE-DOUBLE TRACKER

Date / Opp.	Who	Stat
Nov. 18 at UT Arlington	Linton	15 Points / 10 Rebounds
Dec. 17 at Oregon	Proctor	20 Points / 11 Rebounds

2023-24 DOUBLE-DIGIT POINTS

Date / Opp.	Who	Stat
Nov. 6 at Arizona State	Udo	10 Points
Nov. 6 at Arizona State	Linton	10 Points
Nov. 10 vs NM State	Proctor	19 Points
Nov. 10 vs NM State	White	13 Points
Nov. 15 at TAMUCC	White ²	18 Points
Nov. 15 at TAMUCC	Coleman	14 Points
Nov. 15 at TAMUCC	Love	10 Points
Nov. 18 at UT Arlington	Love ²	26 Points
Nov. 18 at UT Arlington	Linton ²	15 Points
Nov. 20 at Texas Tech	Love ³	18 Points
Nov. 20 at Texas Tech	White ³	13 Points
Nov. 20 at Texas Tech	Proctor ²	10 Points
Nov. 24 at Sam Houston	Coleman ²	17 Points
Nov. 24 at Sam Houston	White ⁴	14 Points
Nov. 24 at Sam Houston	Love ⁴	12 Points
Nov. 30 vs Texas State	Love ⁵	11 Points
Nov. 30 vs Texas State	Coleman ³	11 Points
Nov. 30 vs Texas State	Guttadauro	11 Points
Dec. 3 vs UTEP	Coleman ⁴	23 Points
Dec. 3 vs UTEP	Love ⁵	16 Points
Dec. 3 vs UTEP	White ⁵	12 Points
Dec. 3 vs UTEP	Guttadauro ²	12 Points
Dec. 14 vs Houston	Proctor ³	19 Points
Dec. 14 vs Houston	White ⁶	17 Points
Dec. 14 vs Houston	Love ⁷	13 Points
Dec. 17 at Oregon	Proctor ⁴	20 Points
Dec. 19 at Seattle U	Coleman ⁵	18 Points
Dec. 19 at Seattle U	Udo ²	15 Points
Dec. 19 at Seattle U	Proctor ⁴	10 Points
Dec. 19 at Seattle U	White ⁷	10 Points

2023-24 DOUBLE-DIGIT REBOUNDS

Date / Opp.	Who	Stat
Nov. 10 vs NM State	Udo	11 Rebounds
Nov. 18 at UT Arlington	Linton	10 Rebounds
Dec. 17 at Oregon	Coleman	13 Rebounds
Dec. 17 at Oregon	Proctor	11 Rebounds

2023-24 DOUBLE-DIGIT ASSISTS

Date / Opp.	Who	Stat
---	---	---

GAME-BY-GAME STARTERS

NOVEMBER		1	2	3	4	5
6	AT ARIZONA STATE	LOVE	ATWOOD	WHITE	LINTON	COLEMAN
10	NEW MEXICO STATE	LOVE	ATWOOD	WHITE	LINTON	COLEMAN
15	AT TAMUCC	LOVE	PARKER	WHITE	UDO	COLEMAN
18	AT UT ARLINGTON	LOVE	PARKER	WHITE	LINTON	COLEMAN
20	AT TEXAS TECH	LOVE	PARKER	WHITE	LINTON	COLEMAN
25	AT SAM HOUSTON STATE	LOVE	PROCTOR	WHITE	LINTON	COLEMAN
30	TEXAS STATE	LOVE	PROCTOR	WHITE	LINTON	COLEMAN
DECEMBER		1	2	3	4	5
3	UTEP	LOVE	ATWOOD	WHITE	UDO	COLEMAN
14	HOUSTON	LOVE	ATWOOD	WHITE	UDO	COLEMAN
17	AT OREGON	LOVE	ATWOOD	WHITE	UDO	COLEMAN
19	AT SEATTLE U	LOVE	ATWOOD	WHITE	UDO	COLEMAN
30	AT TEMPLE *	---	---	---	---	---
JANUARY		1	2	3	4	5
2	AT EAST CAROLINA *	---	---	---	---	---
6	WICHITA STATE *	---	---	---	---	---
10	AT FAU *	---	---	---	---	---
14	CHARLOTTE *	---	---	---	---	---
16	USF *	---	---	---	---	---
21	AT UAB *	---	---	---	---	---
27	AT SMU *	---	---	---	---	---
31	NORTH TEXAS *	---	---	---	---	---
FEBRUARY		1	2	3	4	5
4	TULANE *	---	---	---	---	---
11	UAB *	---	---	---	---	---
14	AT TULSA *	---	---	---	---	---
18	AT NORTH TEXAS *	---	---	---	---	---
22	TEMPLE *	---	---	---	---	---
25	FAU *	---	---	---	---	---
28	AT MEMPHIS *	---	---	---	---	---
MARCH		1	2	3	4	5
2	AT WICHITA STATE *	---	---	---	---	---
BREAKDOWN		1	2	3	4	5
#0 Elyssa Coleman	---	---	---	---	---	1`
#1 Hailey Atwood	---	6	---	---	---	---
#2 Alexis Parker	---	3	---	---	---	---
#3 Emma Lucio	---	---	---	---	---	---
#4 Siena Guttadauro	---	---	---	---	---	---
#5 Madison Cockrell	---	---	---	---	---	---
#11 Sidney Love	1`	---	---	---	---	---
#12 Aysia Proctor	---	2	---	---	---	---
#13 Sarai Estupiñan	---	---	---	---	---	---
#20 Maya Linton	---	---	---	---	6	---
#21 Cheyenne Rowe	---	---	---	---	---	---
#22 Kyra White	---	---	1`	---	---	---
#23 Kyleigh McGuire	---	---	---	---	---	---
#25 Idara Udo	---	---	---	---	5	---
#30 Nissa Sam-Grant	---	---	---	---	---	---
#32 Jordyn Jenkins	---	---	---	---	---	---

THE LAST TIME...

TEAM

PLAYED A RANKED TEAM

vs No. 21 Middle Tennessee (W, 58-53) - 2/4/23

BEAT A RANKED TEAM

vs No. 21 Middle Tennessee (W, 58-53) - 2/4/23

LOST TO A RANKED TEAM AT HOME

at No. 23 Texas A&M (L, 51-77) - 12/20/21

LOST TO A RANKED TEAM ON THE ROAD

at No. 23 Texas A&M (L, 51-77) - 12/20/21

PLAYED AN OVERTIME GAME

vs Texas State (L, 65-57) - 11/30/23

PLAYED A DOUBLE-OVERTIME GAME

vs Nicholls (W, 73-63) - 2/19/11

PLAYED A TRIPLE-OVERTIME GAME

vs FIU (L, 103-107) - 2/6/21

SCORED 100+ POINTS

UTSA: 103, vs FIU - 2/6/21

Opp: 107, vs FIU - 2/6/21

SCORED 90+ POINTS

UTSA: 90 vs UTEP (W, 90-66) - 12/3/23

Opp: 93 at Houston (L, 89-93) - 12/19/22

SCORED LESS THAN 50 POINTS

UTSA: 48, at FIU - 1/21/23

Opp: 37, vs Sul Ross State - 11/25/20

SHOT 50+ PERCENT FROM THE FIELD

UTSA: 58.3% (35-60), vs UTEP - 12/3/23

Opp: 56.1% (32-57), at Florida Atlantic - 2/13/21

SHOT LESS THAN 40 PERCENT FROM THE FIELD

UTSA: 26.0% (20-77), at Oregon - 12/17/23

Opp: 35.3% (18-51), at Oregon - 12/17/23

SHOT LESS THAN 30 PERCENT FROM THE FIELD

UTSA: 26.0% (20-77), at Oregon - 12/17/23

Opp: 24.6% (17-69), at Sam Houston - 11/25/23

WON BY 20+ POINTS

UTSA: (24) (90-66), vs UTEP - 12/3/23

Opp: (27) (52-79), at UTEP - 2/11/23

WON BY 35+ POINTS

UTSA: (43) (80-37), vs Sul Ross State - 11/25/20

Opp: (39) (41-80), at Middle Tennessee - 1/5/23

HAD 2+ 20-POINT SCORERS

UTSA: Jordyn Jenkins (25) & Sidney Love (22), at Charlotte - 3/2/23

Opp: Maya Bokunewicz (26) & Ashlee Austin (21), at Rice - 3/5/22

FORCED 30+ TURNOVERS

UTSA: 30, vs Concordia Texas - 11/6/19

Opp: 31, at Texas Tech- 11/20/23

PLAYER

SCORED 40+ POINTS

UTSA: 40, Jordyn Jenkins, at North Texas - 2/20/237

Opp: 43, Keila Shelton, vs Louisiana Tech - 2/7/13

SCORED 30+ POINTS

UTSA: 33, Jordyn Jenkins, vs FIU - 2/25/23

Opp: 31, Acacia Hayes, at Western Kentucky - 1/7/23

RECORDED A TRIPLE-DOUBLE

UTSA: Monica Gibbs (19 pts, 11 reb, 11 ast), at Texas A&M-Corpus Christi

Opp: N/A

ONE PLAYER RECORDED A DOUBLE-DOUBLE

UTSA: Aysia Proctor (20 points & 11 rebounds), at Oregon - 12/17/23

Opp: Grace VanSlooten (10 points & 10 rebounds), at Oregon - 12/17/23

TWO PLAYERS RECORDED A DOUBLE-DOUBLE

UTSA: Yuliyana Valcheva (25 pts & 15 reb) & Kyleigh McGuire (12 pts & 13 reb), vs FIU - 2/6/21

Opp: Janeta Rozentale (17 pts & 10 reb) & Iggy Allen (23 pts & 16 reb), at Florida Atlantic - 2/12/21

RECORDED 20+ REBOUNDS

UTSA: 23, Anika Anderson, vs Sam Houston State - 2/21/09

Opp: 20, Briana Wright, vs FIU - 2/13/16

RECORDED 15+ REBOUNDS

UTSA: 15, Yuliyana Valcheva, vs FIU - 2/6/21

Opp: 16, Zakyia Weathersby, UAB - 1/1/22

TWO OR MORE PLAYERS RECORDED DOUBLE-DIGIT REBOUNDS

UTSA: Elyssa Coleman (13) & Aysia Proctor (11), at Oregon - 12/17/23

Opp: Iggy Allen (10) & Brianna Jackson (12), Old Dominion - 1/13/21

RECORDED 20+ POINTS & 20+ REBOUNDS

UTSA: Ashleigh Franklin (22 pts, 22 reb), at Sam Houston State - 2/20/10

Opp: Jessica Kuster (21 pts, 21 reb), vs Rice - 12/20/11

RECORDED 10+ ASSISTS

UTSA: 10, Karrington Donald, vs Rice - 1/2/21

Opp: 11, Courtney Blakely, at Middle Tennessee - 1/5/23

MADE 8+ 3-POINTERS

UTSA: 8, Terrie Davis, vs Lamar - 1/12/08

Opp: N/A

MADE 7+ 3-POINTERS

UTSA: 7, Ashley Spatletta, vs UT Arlington - 2/9/13

Opp: 7, Katelyn Crosthwait, at Rice - 1/16/23

MADE 6+ 3-POINTERS

UTSA: 6, Carlie Heineman, vs Old Dominion - 1/13/18

Opp: 6, Courtney Whitson, Middle Tennessee - 12/30/21

MADE 15+ FREE THROWS

UTSA: 15, Mikayla Woods, vs Sam Houston State - 12/8/19

Opp: 18, Jennie Simms, at Old Dominion - 2/27/16

MADE 10+ FREE THROWS

UTSA: 10, Jordyn Jenkins, vs Rice - 3/9/23

Opp: 11, Destiny Thurman, at UTEP - 1/23/22

RECORDED 5+ BLOCKS

UTSA: 6, Elyssa Coleman, at FIU - 1/21/23

Opp: 5, Tommissha Lampkin, North Texas - 2/5/22

RECORDED 5+ STEALS

UTSA: 5, Kyra White, vs Rice - 3/9/23

Opp: 5, Maria Torres, at FIU - 1/27/22

PLAYED EVERY MINUTE (REGULATIONS)

UTSA: Karrington Donald, at Southern Miss - 1/23/21

Opp: Jamaría Williams, at Florida Atlantic - 2/9/19

TWO PLAYERS PLAYED EVERY MINUTE (REGULATION)

UTSA: Chrystal Chidomere & Loryn Goodwin, vs Rice - 2/16/16

Opp: Courtney Blakely & Jalynn Gregory, at Middle Tennessee - 1/5/23

PLAYED EVERY MINUTE (+OT)

UTSA: Monica Gibbs, vs Baylor - 3/22/09

Opp: Destinee Rogers, at Central Arkansas - 2/11/09

PLAYED EVERY MINUTE (+2OT)

UTSA: Ashleigh Franklin, vs Nicholls - 2/19/11

Opp: Ricshanda Bickham & KK Babin, vs Nicholls - 2/19/11

FOULED OUT

UTSA: Aysia Proctor, vs Texas State - 11/30/23

Opp: Tiffany Tullis, vs Texas State - 11/30/23

TWO OR MORE PLAYERS FOULED OUT

UTSA: Sidney Love & Idara Udo, at Texas Tech- 11/20/23

Opp: Tommisha Lampkin & Aniyah Johnson, at North Texas - 1/26/23

5 OR MORE PLAYERS SCORED IN DOUBLE DIGITS

UTSA: Jordyn Jenkins (14), Elyssa Coleman (13), Hailey Atwood (12), Kyra White (11), Deborah Nwakamma (11), vs WKU - 2/2/23

Opp: Eric Wilson (22), Sabine Lipe (13), Elina Arike (12), Avery Crouse (11), Jazion Jackson (10), at UTEP - 2/11/23

NO ONE SCORED IN DOUBLE DIGITS

UTSA: at Florida Atlantic - 1/29/22

Opp: vs Texas A&M-Kingsville - 11/16/16

INTRODUCING HEAD COACH KAREN ASTON



Head Coach

Karen Aston
Third Season
311-193 (25-47UTSA)

X @CoachKarena

Karen Aston, former head coach at Texas, North Texas and Charlotte, was named the 10th head coach in program history on March 29, 2021.

Throughout her first two seasons at UTSA, Aston has compiled a 20-42 record, going 7-23 (3-14, C-USA) in her inaugural year before collecting a 58-57 overtime win over UTEP at the league's postseason tournament.

She then led the 'Runners to a 13-19 (9-1, C-USA) campaign in the 2022-23. Her squad opened up the C-USA tournament with a thrilling 69-68 win over No. 11 seed Florida Atlantic, before besting No. 3 seed Rice 62-54 to advance to the leagues semifinals where they fell to No. 2 seed Western Kentucky.

Jordyn Jenkins had a fantastic season under Aston's tutelage, taking home 2022-23 C-USA Player of the Year, Newcomer of the Year, and First-Team All-C-USA.

Aston has been consistently recognized as one of the top coaches in the nation. She was one of four finalists for the Naismith Women's College Coach of the Year award in 2017 and was one of 10 semifinalists for the honor in 2018. Aston also earned Big 12 Coach of the Year accolades in 2017.

Aston has a career record of 305-188 [.618] which includes head coaching positions at Charlotte, North Texas and Texas. In her 13 seasons as a head coach, Aston's teams have averaged 22 wins per year and have made a combined 10 postseason appearances.

At the University of Texas, Aston led the Longhorns to a 184-83 [.689] record in eight seasons. In her final seven seasons combined at Texas, Aston's teams averaged 24.6 wins per year, making six NCAA Tournament appearances. From 2015-18, her squads made four consecutive NCAA Sweet 16 showings, marking the first time that had been accomplished at Texas since 1990. Aston also directed the 2015-16 Longhorns to the program's first NCAA Elite Eight appearance since 2003.

Aston, who also spent eight years as an assistant and associate head coach at Texas for Naismith Hall of Fame head coach Jody Conradt, stands as Texas' second-winningest coach all-time behind Conradt's 783 victories.

Three of Aston's Texas players [Nneka Enemkpali, Imani McGee-Stafford and Ariel Atkins] were drafted by WNBA teams with McGee-Stafford [10th] and Atkins [7th] being selected as first-round picks. As a starter, Atkins helped lead the Washington Mystics to the 2019 WNBA Championship and has earned WNBA All-Defensive Team honors in each of her two seasons.

Defense has been a staple of Aston's teams her entire coaching career. Each of her eight teams at Texas ranked in the top-25 nationally in rebounding margin, including three years in the top-five. Her 2017-18 and 2018-19 teams ranked third in the NCAA in rebounding margin. Four of the top-eight single-season team rebounding averages in Texas history came during Aston's tenure, as did five of the top-nine best seasons in field-goal percentage defense.

Aston's prowess as one of the nation's best recruiters is also well known. Five of the classes she recruited to Texas were ranked among the top-11 in the nation according to ESPN.com, including three top-five classes. Recruits Charli Collier and Joyner Holmes were both No. 2 prospects according to ESPN and were listed as the nation's top recruits by some services. Aston brought 14 McDonalds All-Americans to Texas during her eight seasons.

In a season shortened due to COVID-19, the 2019-20 Longhorns posted a 19-11 overall record and finished third in the Big 12 Conference. A season that began with off-season injuries to a number of key contributors featured some impressive accomplishments. Texas defeated three Associated Press Top-25 teams, including knocking off No. 1 Stanford, which marked the program's first win against an AP No. 1 squad since 2004. The Longhorns also won at No. 17 and previously undefeated Tennessee, and earned a road victory against No. 25 TCU. Texas led the nation in double-doubles during the 2019-20 campaign with 31.

Aston mentored Collier, a sophomore center, to First-Team All-Big 12 Conference honors, as she was one of only six players in the league to average a double-double. Collier became the first player in program history to average more than seven defensive rebounds per game in a single season. Freshman guard Celeste Taylor was a Big 12 All-Freshman Team selection and earned three Big 12 Freshman of the Week accolades.

In 2018-19, Aston led Texas to a 23-10 overall record and a third-place showing in the Big 12 Conference with a 12-6 overall mark. The Longhorns advanced to the semifinals of the Big 12 Conference Tournament for the sixth consecutive year. It marked the sixth year in a row that the Longhorns had won 20 or more games.

Under Aston's tutelage, junior point guard Sug Sutton earned First-Team All-Big 12 Conference honors in 2018-19 and was named to the Big 12 All-Tournament Team. She led the Longhorns in scoring [12.7 points per game], assists per game [5.4] and steals per game [1.3]. Sutton scored in double figures 23 times, including four 20-point performances, and her 178 assists on the year marked the seventh-most in a single-season in school history. She was the conference's best all-around point guard as a junior.

In 2017-18, Aston led the Longhorns to a 28-7 overall record and a second-place finish in the Big 12 Conference with a 15-3 overall mark. Texas advanced to the championship game of the Big 12 Conference Tournament for the third time in four years. It marked the fourth year in a row that the Longhorns had won 24 or more games.

For the third time in four seasons, Aston had one of her players selected in the WNBA Draft in 2018. Atkins was chosen with the No. 7 pick by the Washington Mystics, making her the third-highest draft pick in Texas history.

INTRODUCING HEAD COACH KAREN ASTON

The Aston File

HEAD COACHING EXPERIENCE

2021- Present: Head Coach, UTSA
2012-2020: Head Coach, Texas
2011-12: Head Coach, North Texas
2007-11: Head Coach, Charlotte
2006-07: Associate Head Coach, Baylor
2000-06: Associate Head Coach, Texas
1998-00: Assistant Coach, Texas
1996-98: Assistant Coach, North Texas
1994-96: Assistant Coach, Baylor
1993-94: Head Coach, Fort Smith Northside (HS)
1988-93: Head Coach, Vilonia High School

COLLEGIATE HEAD COACHING RECORD

Overall: 311-193 (.618)
UTSA: 26-47 (.348)

Under Aston's direction, Atkins and fellow senior Brooke McCarty concluded their decorated Texas careers in 2017-18. It marked the end of an impressive four-year span that saw the Longhorns post a 108-32 [.771] overall record, four NCAA Tournament appearances, four NCAA Sweet 16 appearances, one NCAA Elite Eight appearance and three Big 12 Conference second-place finishes. Aston was a semifinalist for the Naismith Coach of the Year award.

Aston was named the Big 12 Conference Coach of the Year in 2016-17, as the Longhorns swept the league's annual honors. McCarty was named the Big 12 Player of the Year, Brianna Taylor was selected as the Big 12 Defensive Player of the Year and Holmes earned Big 12 Freshman of the Year accolades. Aston was one of four finalists nationally for the Naismith Coach of the Year honor.

The Longhorns recorded a 25-9 overall record during the 2016-17 campaign. Texas strung together a 19-game winning streak during the course of the season, which ranks tied for the 10th-longest spree in program history. With a rigorous slate that featured 14 top-25 opponents, the Longhorns recorded seven victories against ranked foes. Texas won 14 consecutive games to start Big 12 Conference play, which marked the best start to the Big 12 schedule in school history. The Longhorns charted a 15-3 record in Big 12 play to finish second in the conference for the second consecutive year.

In 2015-16, Aston led Texas to an historic season. The Longhorns posted a 31-5 overall record, which marked the school's most victories since the 1987-88 season, and tied the school record for most Big 12 Conference wins [15] in a single season. Texas hosted the NCAA First and Second Rounds for the first time since 2010 and advanced to the NCAA Elite Eight for the first time since 2003. The Longhorns opened the year with a 16-0 record, marking the third-best start in program history.

McGee-Stafford, a senior center, was named an honorable mention All-America selection from both the Associated Press and the Women's Basketball Coaches Association in 2015-16, and became the first player in program history to reach the combined milestone of 1,000 career points, 1,000 career rebounds and 200 career blocks. McGee-Stafford

was the fourth player in school history to be drafted in the first round of the WNBA Draft, going to the Chicago Sky with the 10th overall pick.

The 2014-15 Longhorns began the season on a 13-game winning streak and capped the year with a run to the NCAA Sweet 16. Texas finished with a 24-11 overall record and advanced to the championship game of the Big 12 Tournament for the first time since 2004. The Longhorns won nine of their last 12 games and posted what were then their most wins in more than a decade. Enemkpali was selected by the Seattle Storm in the third round of the 2015 WNBA Draft.

In 2013-14, Texas began a steady incline that included five wins against ranked opponents, a third-place finish in the Big 12 standings, a 10-win improvement from the previous season, and winning a game in the NCAA Tournament for the first time since 2008. UT's tie for third place in the Big 12 was its highest league finish since 2005.

Aston returned to the Forty Acres in 2012 after five years of experience reviving the women's basketball programs at the University of North Carolina at Charlotte and the University of North Texas.

Aston tripled the Mean Green's victory total in one season, as UNT went 15-16 during the 2011-12 season under her direction after winning just five games the previous year. At Charlotte, Aston led the program to record-breaking heights, with 86 victories in four seasons, including a school-record 27 wins in 2010-11.

Aston led the 49ers to four consecutive postseason appearances and the 2009 Atlantic 10 Tournament Championship en route to the school's second ever NCAA Tournament appearance. In her final season at Charlotte, Aston's squad advanced to the WNIT Final Four.

While on Conradt's Texas staff from 1998-2006, Aston helped the Longhorns post a 173-83 [.676] record during that span, with seven NCAA Tournament appearances, two trips to the Sweet 16 and a march to the 2003 Final Four. The Longhorns also captured the 2003 Big 12 regular-season and tournament titles, and UT shared the 2004 Big 12 regular-season title. Aston was promoted from assistant coach to associate head coach in July of 2000 after serving as an assistant coach for two seasons.

During her time as an assistant on the Forty Acres, Aston spearheaded the signing of 25 nationally-recognized recruits, including seven McDonald's High School All-Americans and seven WBCA/Nike All-Americans. Two of those high school All-Americans - Tiffany Jackson and Erika Arriaran - were named National High School Players of the Year. All eight of the recruiting classes Aston attracted were nationally ranked, including the No. 1 class in the nation in 2005-06.

Aston first came to Austin in 1998 from the University of North Texas, where she served as an assistant coach for two seasons [1996-98]. Prior to joining the North Texas staff, Aston was an assistant coach at Baylor for two seasons [1994-96].

Following Aston's initial stint on the Forty Acres, she was named associate head coach at Baylor during the 2006-07 season. With Aston on board, the Lady Bears won 26 games and reached the second round of the NCAA Tournament.

INTRODUCING HEAD COACH KAREN ASTON

Before entering the collegiate coaching ranks, Aston was recognized as one of the top high school coaches in the nation. She coached five years at Vilonia High School [1988-93] in Vilonia, Ark., and one year at Fort Smith Northside [1993-94] in Fort Smith, Ark. She guided Fort Smith Northside to a 24-10 record and a fifth-place finish in Class 4A. For her efforts, she was named the Arkansas Northwest Region Coach of the Year.

While at Vilonia, Aston was not only the head basketball coach but also the head cross country and track coach. In 1992-93, she was named the Arkansas Basketball Coach of the Year after leading Vilonia to a 36-1 record and a Class 2A State Championship. Aston's cross country teams also claimed back-to-back state titles in 1991 and 1992.

A native of Benton, Ark., Aston was a two-time first-team all-state selection at Bryant High School. She capped her high school career by leading Bryant to the 1982 Arkansas Class 4A State Championship. Aston earned a bachelor of arts degree in physical education from Little Rock in 1987. She played two seasons of basketball at UALR after transferring from Ouachita Baptist.


In 2019, Aston was inducted into the Trojan Athletics Hall of Fame at the University of Arkansas at Little Rock and the Bryant [Ark.] High School Athletic Hall of Honor.



Aston alongside 2022-23 C--USA Player of the Year Jordyn Jenkins



2023-24 UTSA WOMEN'S BASKETBALL ROSTER



0

ELYSSA COLEMAN
R • JR • F • 6-3
HOUSTON, TEXAS



1

HAILEY ATWOOD
GS • G • 5-8
AUSTIN, TEXAS




2

ALEXIS PARKER
SO • G • 5-9
SAN ANTONIO, TEXAS



3

EMMA LUCIO
FR • G • 5-9
EDINBURG, TEXAS



4

SIENA GUTTADAURO
SO • G • 5-6
SAN JOSE, CALIFORNIA



5

MADISON COCKRELL
SO • G • 5-4
DALLAS, TEXAS



11

SIDNEY LOVE
SO • G • 5-8
CIBOLO, TEXAS




12

AYSIA PROCTOR
FR • G • 5-8
SCHERTZ, TEXAS



13

SARAI ESTUPIÑAN
JR • G • 5-5
CEDAR PARK, TEXAS



20

MAYA LINTON
SO • F • 5-11
DUNCANVILLE, TEXAS



21

CHEYENNE ROWE
SO • F • 6-2
AJAX, ONTARIO, CANADA



22

KYRA WHITE
SR • G • 5-9
SAN ANTONIO, TEXAS




23

KYLEIGH MCGUIRE
SR • F • 5-11
HOUSTON, TEXAS



25

IDARA UDO
FR • F • 6-1
PLANO, TEXAS



30

NISSA SAM-GRANT
SR • C • 6-4
TORONTO, ONTARIO, CANADA



32

JORDYN JENKINS
SR • F • 6-0
KENT, WASHINGTON



HC

KAREN
ASTON



AC

JAMIE
CAREY



AC

EMPRESS
DAVENPORT



AC

CAMERON
MILES

ROSTER ANALYSIS

NUMERICAL ROSTER

#	NAME	POS	HT	YR.	EXP	HOMETOWN / PREVIOUS SCHOOL
0	Elyssa Coleman	F	6-3	R-Jr.	2L	Houston, Texas/Atascocita HS/Texas
1	Hailey Atwood	G	5-8	GS.	2L	Austin, Texas/Bowie HS/Blinn CC
2	Alexis Parker	G	5-9	So.	1L	San Antonio, Texas/Brandeis HS
3	Emma Lucio	G	5-9	Fr.	HS	Edinburg, Texas / Robert Vela HS
4	Siena Guttadauro	G	5-6	So.	2L	San Jose, Calif./Archbishop Mitty HS
5	Madison Cockrell	G	5-4	So.	1L	Dallas, Texas/Bishop Lynch HS
11	Sidney Love	G	5-8	So.	1L	Cibolo, Texas/Steele HS
12	Aysia Proctor	G	5-8	Fr.	HS	Schertz, Texas / Samuel Clemens HS
13	Sarai Estupiñan	G	5-5	Jr.	TR	Cedar Park, Texas / St. Mary's (TX) / Tallahassee CC
20	Maya Linton	F	6-0	So.	1L	Duncanville, Texas/Duncanville HS
21	Cheyenne Rowe	F	6-2	So.	TR	Ajax, Ontario / Bill Crothers Secondary School / JMU
22	Kyra White	G	5-9	Sr.	1L	Converse, Texas/Judson HS/Southern California
23	Kyleigh McGuire	F	5-10	Sr.	3L	Houston, Texas/Atascocita HS
25	Idara Udo	F	6-1	Fr.	HS	Plano, Texas / Plano East HS
30	Nissa Sam-Grant	C	6-4	Sr.	1L	Marietta, Ga./Wheeler HS/Panola CC
32	Jordyn Jenkins	F	6-0	Sr.	1L	Kent, Wash./Kentridge HS/Southern California

ALPHABETICAL ROSTER

#	NAME	POS	HT	YR.	EXP	HOMETOWN / PREVIOUS SCHOOL
1	Hailey Atwood	G	5-8	GS.	2L	Austin, Texas/Bowie HS/Blinn CC
5	Madison Cockrell	G	5-4	So.	1L	Dallas, Texas/Bishop Lynch HS
0	Elyssa Coleman	F	6-3	R-Jr.	2L	Houston, Texas/Atascocita HS/Texas
13	Sarai Estupiñan	G	5-5	Jr.	TR	Cedar Park, Texas / St. Mary's (TX) / Tallahassee CC
4	Siena Guttadauro	G	5-6	So.	2L	San Jose, Calif./Archbishop Mitty HS
32	Jordyn Jenkins	F	6-0	Sr.	1L	Kent, Wash./Kentridge HS/Southern California
20	Maya Linton	F	6-0	So.	1L	Duncanville, Texas/Duncanville HS
11	Sidney Love	G	5-8	So.	1L	Cibolo, Texas/Steele HS
3	Emma Lucio	G	5-9	Fr.	HS	Edinburg, Texas / Robert Vela HS
23	Kyleigh McGuire	F	5-10	Sr.	3L	Houston, Texas/Atascocita HS
2	Alexis Parker	G	5-9	So.	1L	San Antonio, Texas/Brandeis HS
12	Aysia Proctor	G	5-8	Fr.	HS	Schertz, Texas / Samuel Clemens HS
21	Cheyenne Rowe	F	6-2	So.	TR	Ajax, Ontario / Bill Crothers Secondary School / JMU
30	Nissa Sam-Grant	C	6-4	Sr.	1L	Marietta, Ga./Wheeler HS/Panola CC
25	Idara Udo	F	6-1	Fr.	HS	Plano, Texas / Plano East HS
22	Kyra White	G	5-9	Sr.	1L	Converse, Texas/Judson HS/Southern California

ROSTER BREAKDOWN

BY CLASS	
Graduate Student (1)	Atwood
Senior (4)	Jenkins, McGuire, Sam-Grant, White
Junior (2)	Coleman, Estupiñan
Sophomore (6)	Love, Parker, Guttadauro, Cockrell, Linton, Rowe
Freshman (3)	Lucio, Proctor, Udo
BY POSITION	
Guard (9)	Atwood, Parker, Guttadauro, Cockrell, Love, White, Lucio, Proctor, Estupiñan
Forward (6)	Coleman, Jenkins, Udo, Rowe, Linton, McGuire
Center (1)	Sam-Grant
BY STATE	
Texas (12)	Atwood, Estupiñan, Love, White, Cockrell, Linton, Lucio, McGuire, Coleman, Udo, Parker, Proctor
Ontario, Canada (2)	Rowe, Sam-Grant
California (1)	Guttadauro
Washington (1)	Jenkins

PRONUNCIATION GUIDE

FIRST	LAST
0 Elyssa Coleman	alyssa
4 Siena Guttadauro	Goo-tuh-DAR (like far)-roh
12 Aysia Proctor	Asia
13 Sarai Estupiñan	eh-stew-pin-yawn
22 Kyra White	KEER-uh
30 Nissa Sam-Grant	NEE-suh

Visit gouts.com/wbbnames to listen to audio pronunciations

- Head Coach: Karen Aston (Third season • Little Rock, 1987)
 Associate Head Coach: Jamie Carey (Third season • Texas, 2004)
 Assistant Coach: Empress Davenport (Third season • Texas, 2016)
 Assistant Coach: Cameron Miles (Third season • San Diego, 2013)
 Director of Operations: Chantel Govan (First season • UTSA, 2022)
 Athletic Trainer: Tam-Anh Nguyen (First season • Texas, 2019)
 Director of Basketball Performance: Carl Austin III (Third season • UTSA, 2018)
 Player Development Coordinator: Sophia Ramos (First season • San Diego State, 2022)
 Graduate Assistant: Angel Almaguer (First Season • UTSA 2022)

2023-24 COMBINED STATS

Game Records

Record	Overall	Home	Away	Neutral
ALL GAMES	6-5	2-2	4-3	0-0
CONFERENCE	0-0	0-0	0-0	0-0
NON-CONFERENCE	6-5	2-2	4-3	0-0

Score by Periods

Team	1st	2nd	3rd	4th	OT	TOT
UTSA	148	158	192	188	18	704
Opponents	180	188	144	160	19	691

Team Box Score

No.	Player				Total		3-Point		F-Throw		Rebounds											
		GP-GS	MIN	AVG	FG-FGA	FG%	3FG-3FGA	3FG%	FT-FTA	FT%	OFF	DEF	TOT	AVG	PF	DQ	A	TO	BLK	STL	PTS	AVG
11	LOVE, Sidney	11-11	348:14	31.7	44-111	.396	6-25	.240	40-46	.870	7	32	39	3.5	29	1	33	34	2	17	134	12.2
22	WHITE, Kyra	11-11	384:46	35.0	40-128	.313	15-50	.300	22-34	.647	8	50	58	5.3	23	0	46	39	15	10	117	10.6
0	COLEMAN, Elyssa	11-11	296:16	26.9	51-116	.440	1-3	.333	10-17	.588	25	56	81	7.4	35	3	4	24	19	7	113	10.3
12	PROCTOR, Aysia	11-2	244:04	22.2	47-93	.505	5-21	.238	4-8	.500	19	42	61	5.5	18	1	10	23	3	6	103	9.4
25	UDO, Idara	11-4	202:41	18.4	26-60	.433	0-0	.000	17-32	.531	35	35	70	6.4	29	2	6	14	12	4	69	6.3
20	LINTON, Maya	10-7	196:54	19.7	14-40	.350	0-4	.000	17-27	.630	25	26	51	5.1	34	3	4	8	0	15	45	4.5
4	GUTTADAURO, Siena	10-0	124:31	12.5	12-35	.343	10-30	.333	1-2	.500	3	10	13	1.3	8	0	7	12	0	0	35	3.5
23	MCGUIRE, Kyleigh	3-0	22:53	7.6	4-4	1.000	0-0	.000	2-2	1.000	2	5	7	2.3	3	0	2	2	0	1	10	3.3
21	ROWE, Cheyenne	10-0	112:38	11.3	13-26	.500	0-1	.000	7-13	.538	18	17	35	3.5	10	0	4	4	2	2	33	3.3
5	COCKRELL, Madison	7-0	32:29	4.6	4-11	.364	2-3	.667	1-1	1.000	2	5	7	1.0	3	0	2	6	0	3	11	1.6
3	LUCIO, Emma	2-0	17:04	8.5	1-3	.333	1-2	.500	0-0	.000	0	2	2	1.0	1	0	0	2	0	0	3	1.5
2	PARKER, Alexis	10-3	100:18	10.0	4-21	.190	0-8	.000	5-14	.357	5	7	12	1.2	7	0	5	11	1	4	13	1.3
1	ATWOOD, Hailey	11-6	139:37	12.7	5-16	.313	0-3	.000	2-2	1.000	4	12	16	1.5	16	0	9	18	1	1	12	1.1
30	SAM-GRANT, Nissa	6-0	27:34	4.6	3-4	.750	0-0	.000	0-0	.000	0	4	4	0.7	3	0	1	1	5	0	6	1.0
Team											26	29	55					12				
Total		11	2250		268-668	.401	40-150	.267	128-198	.646	179	332	511	46.5	219	10	133	210	60	70	704	64.0
Opponents		11	2250		234-657	.356	61-222	.275	162-246	.659	130	240	370	33.6	197	4	129	142	42	107	691	62.8

Team Statistics

	UTSA	OPP
Scoring	704	691
Points per game	64.0	62.8
Scoring margin	+1.2	-
Field goals-att	268-668	234-657
Field goal pct	.401	.356
3 point fg-att	40-150	61-222
3-point FG pct	.267	.275
3-pt FG made per game	3.6	5.5
Free throws-att	128-198	162-246
Free throw pct	.646	.659
F-Throws made per game	11.6	14.7
Rebounds	511	370
Rebounds per game	46.5	33.6
Rebounding margin	+12.8	-
Assists	133	129
Assists per game	12.1	11.7
Turnovers	210	142
Turnovers per game	19.1	12.9
Turnover margin	-6.2	-
Assist/turnover ratio	0.6	0.9
Steals	70	107
Steals per game	6.4	9.7
Blocks	60	42
Blocks per game	5.5	3.8
Winning streak	1	-
Home win streak	0	-
Attendance	4042	12710
Home games-Avg/Game	4-1011	7-1816
Neutral site-Avg/Game	-	0-0

Team Results

Date	Opponent		Score	Att.
11/06/2023	at Arizona St.	L	55-70	821
11/10/2023	New Mexico St.	W	58-55	712
11/15/2023	at A&M-Corpus Christi	Wot	66-59	779
11/18/2023	at UT Arlington	W	70-66	832
11/20/2023	at Texas Tech	L	58-63	4155
11/25/2023	at Sam Houston	W	63-56	235
11/30/2023	Texas St.	Lot	57-65	1535
12/03/2023	UTEP	W	90-66	926
12/14/2023	Houston	L	64-66	869
12/17/2023	at Oregon	L	48-61	5549
12/19/2023	at Seattle U	W	75-64	339

2023-24 NCAA RANKING SUMMARY

Statistic	National Rank	Conference Rank	Value	National Leader	Value	Conference Leader	Value
Assist/Turnover Ratio (348 ranked)	277	12	0.63	Michigan St.	1.97	Temple	1.19
Assists Per Game (348 ranked)	236	10	12.1	Utah	24.9	SMU	15.9
Bench Points Per Game (348 ranked)	106	7	22.5	Murray St.	42.1	Rice	28.8
Blocks Per Game (348 ranked)	15	1	5.5	South Carolina	9.7	UTSA	5.5
Field Goal Percentage (348 ranked)	203	7	40.1	Utah	53.8	SMU	46.9
Field Goal Percentage Defense (348 ranked)	41	3	35.6	South Carolina	29.2	North Texas	35.1
Fouls Per Game (348 ranked)	312	13	19.9	Dartmouth	10.0	UAB	14.3
Free Throw Attempts Per Game (348 ranked)	124	10	18.00	LSU	30.15	North Texas	28.42
Free Throw Percentage (348 ranked)	291	11	64.6	Creighton	83.3	UAB	82.8
Free Throws Made Per Game (348 ranked)	178	12	11.64	LSU	22.31	North Texas	19.00
Rebound Margin (348 ranked)	14	1	12.8	UCLA	20.9	UTSA	12.8
Rebounds (Defensive) Per Game (348 ranked)	25	2	30.2	South Carolina	35.3	Tulsa	30.5
Rebounds (Offensive) Per Game (348 ranked)	17	3	16.3	Ga. Southern	20.3	Temple	17.9
Rebounds Per Game (348 ranked)	11	1	46.45	Ga. Southern	52.08	UTSA	46.45
Scoring Defense (348 ranked)	154	9	62.8	Washington	46.8	East Carolina	52.7
Scoring Margin (348 ranked)	193	11	1.2	South Carolina	41.5	North Texas	17.4
Scoring Offense (348 ranked)	209	11	64.0	Murray St.	94.2	North Texas	76.2
Steals Per Game (348 ranked)	291	11	6.4	West Virginia	15.4	East Carolina	14.4
Three Point Attempts Per Game (348 ranked)	328	13	13.6	Utah	31.3	Tulsa	26.2
Three Point Percentage (348 ranked)	288	13	26.7	Utah	42.6	SMU	38.3
Three Point Percentage Defense (348 ranked)	73	7	27.5	Campbell	20.3	UAB	23.9
Three Pointers Per Game (348 ranked)	330	14	3.6	Utah	13.3	Tulsa	8.0
Turnover Margin (348 ranked)	339	14	-6.18	Texas	11.00	East Carolina	10.80
Turnovers Forced Per Game (348 ranked)	327	13	12.91	East Carolina	28.20	East Carolina	28.20
Turnovers Per Game (348 ranked)	300	14	19.1	Colorado St.	8.7	Temple	13.2
Winning Percentage (344 ranked)	164	8	54.5	10 teams tied	100.0	North Texas	83.3

Statistic	Player	National Rank	Conference Rank	Value	National Leader	Value	Conference Leader	Value
Assist/Turnover Ratio (250 ranked)	Kyra White	249	9	1.18	Rori Harmon, Texas	6.64	Aleah Nelson, Temple	2.73
Assists (145 ranked)	Kyra White	124	6	46	Caitlin Clark, Iowa Kaylah Ivey, Boston College	96	Denim DeShields, UAB	64
Assists Per Game (248 ranked)	Kyra White	111	5	4.2	McKenna Hofschild, Colorado St.	8.5	Denim DeShields, UAB	5.3
Blocks (133 ranked)	Elyssa Coleman Kyra White	57 103	3 5	19 15	Lucy Cochrane, Portland	52	Amiya Joyner, East Carolina Temira Poindexter, Tulsa	20 20
Blocks Per Game (247 ranked)	Elyssa Coleman Kyra White Idara Udo	53 102 181	2 5 10	1.73 1.36 1.09	Lucy Cochrane, Portland	4.00	Amiya Joyner, East Carolina	2.00
Double Doubles (28 ranked)					Lauren Gustin, BYU	11	Mia Moore, UAB	7
Field Goal Attempts (149 ranked)					Caitlin Clark, Iowa	279	Temira Poindexter, Tulsa	227
Field Goal Percentage (249 ranked)					Lauren Betts, UCLA	77.1	Tommisha Lampkin, North Texas	61.9
Field Goals (142 ranked)					Caitlin Clark, Iowa	136	Temira Poindexter, Tulsa	97
Free Throw Attempts (147 ranked)					Colbi Maples, Cleveland St.	94	DesiRay Kernal, North Texas	91
Free Throw Percentage (250 ranked)	Sidney Love	55	1	87.0	Mara Braun, Minnesota	94.4	Sidney Love, UTSA	87.0
Free Throws (143 ranked)	Sidney Love	127	9	40	Izzy Higginbottom, Arkansas St.	75	DesiRay Kernal, North Texas	72
Minutes Per Game (150 ranked)	Kyra White	54	1	34.98	Megan McConnell, Duquesne	38.88	Kyra White, UTSA	34.98
Points (199 ranked)					Caitlin Clark, Iowa	397	Temira Poindexter, Tulsa	266
Points Per Game (246 ranked)					Caitlin Clark, Iowa	30.5	Temira Poindexter, Tulsa	20.5
Rebounds (149 ranked)					Lauren Gustin, BYU	202	Mia Moore, UAB	121
Rebounds (Defensive) Per Game (30 ranked)					Lauren Gustin, BYU	10.8		
Rebounds (Offensive) Per Game (29 ranked)					Christina Dalce, Villanova	5.9	Amiya Joyner, East Carolina	4.4
Rebounds Per Game (250 ranked)	Elyssa Coleman	163	7	7.4	Lauren Gustin, BYU	15.5	Mia Moore, UAB	10.1
Steals (140 ranked)					Hannah Hidalgo, Notre Dame	60	Danae McNeal, East Carolina	39
Steals Per Game (245 ranked)					Hannah Hidalgo, Notre Dame	6.00	Danae McNeal, East Carolina	3.90
Three Point Attempts (145 ranked)					Caitlin Clark, Iowa	153	Temira Poindexter, Tulsa	103
Three Point Percentage (191 ranked)					Alissa Pili, Utah	56.5	Mya Perry, Fla. Atlantic	45.3
Three Pointers (139 ranked)					Madison Conner, TCU	62	Madison Griggs, Memphis	39
Three Pointers Per Game (242 ranked)					Madison Conner, TCU	4.77	Madison Griggs, Memphis	3.55
Triple Doubles (5 ranked)					4 players tied	2		

2023-24 ROADRUNNER TRACKER

CAREER TRACKER

UTSA RECORDS

1500 POINTS
Jordyn Jenkins* 1,137 (659 at UTSA)

1000 POINTS
Hailey Atwood* 983 (231 at UTSA)
Elyssa Coleman 650
Kyra White* 504 (366 at UTSA)

500 POINTS
Sidney Love 425
Sarai Estupiñan* 396 (0 at UTSA)
Nissa Sam-Grant* 258 (6 at UTSA)
Maya Linton 111
Siena Guttadauro 106
Aysia Proctor 103

100 POINTS
Kyleigh McGuire 76
Madison Cockrell 66
Cheyenne Rowe* 71 (33 at UTSA)
Idara Udo 69
Alexis Parker 63
Emma Lucio 3

1000 REBOUNDS
Hailey Atwood* 536 (231 at UTSA)

500 REBOUNDS
Jordyn Jenkins* 476 (240 at UTSA)
Elyssa Coleman 439
Nissa Sam-Grant* 396 (4 at UTSA)
Kyra White* 349 (218 at UTSA)
Maya Linton 161
Sidney Love 145

100 REBOUNDS
Sarai Estupiñan* 99 (0 at UTSA)
Kyleigh McGuire 92
Cheyenne Rowe* 74 (35 at UTSA)
Idara Udo 70
Aysia Proctor 61
Siena Guttadauro 45
Alexis Parker 40
Madison Cockrell 32
Emma Lucio 2

500 ASSISTS
Kyra White* 316 (189 at UTSA)
Hailey Atwood* 222 (64 at UTSA)
Sarai Estupiñan* 137 (0 at UTSA)

100 ASSISTS
Sidney Love 100
Jordyn Jenkins* 90 (49 at UTSA)
Nissa Sam-Grant* 47 (1 at UTSA)
Elyssa Coleman 35
Madison Cockrell 32
Siena Guttadauro 27
Alexis Parker 23
Maya Linton 17
Aysia Proctor 10
Kyleigh McGuire 9
Cheyenne Rowe* 6 (4 at UTSA)
Idara Udo 6

100 STEALS
Kyra White* 93 (44 at UTSA)
Jordyn Jenkins* 77 (41 at UTSA)
Sidney Love 54

50 STEALS
Elyssa Coleman 36
Hailey Atwood* 91 (28 at UTSA)
Nissa Sam-Grant* 25 (0 at UTSA)
Maya Linton 28
Alexis Parker 15
Madison Cockrell 13
Sarai Estupiñan* 44 (0 at UTSA)
Siena Guttadauro 106
Kyleigh McGuire 103
Aysia Proctor 76
Idara Udo 69
Alexis Parker 63
Emma Lucio 3

250 BLOCKS
Nissa Sam-Grant* 131 (5 at UTSA)
Elyssa Coleman 114

100 BLOCKS
Jordyn Jenkins* 67 (36 at UTSA)
Kyra White* 67 (42 at UTSA)

50 BLOCKS
Hailey Atwood* 31 (11 at UTSA)
Idara Udo 12

10 BLOCKS
Maya Linton 8
Sidney Love 6
Cheyenne Rowe* 6 (2 at UTSA)
Aysia Proctor 3
Kyleigh McGuire 3
Alexis Parker 2
Siena Guttadauro 1

* Includes totals from previous schools

POINTS
1. Starlite Williams, 1983-87 1,607
2. Angel Singleton, 1994-98 1,565
3. Margaret Martinovich, 1981-85 1,480
4. Monica Gibbs, 2005-09 1,460
5. Tisha Boldt, 1986-91 1,379
6. Kamra King, 2011-15 1,367
7. Tammy Rogers, 1987-91 1,343
8. Michelle Martin, 1989-93 1,192
9. Sharon Wilson, 1985-89 1,173
10. Tesha Smith, 2013-17 1,169

REBOUNDS
1. Monica Gibbs, 2005-09 990
2. Tesha Smith, 2013-17 800
3. Margaret Martinovich, 1981-85 778
4. Angel Singleton, 1993-98 730
5. Marie Benson, 2016-19 680
6. Tisha Boldt, 1986-91 675
7. Starlite Williams, 83-87 636
8. Akunna Elonu, 2012-15 607
9. Michelle Martin, 1989-93 590
10. Onika Anderson, 2007-09 579

ASSISTS
1. Monica Gibbs, 2005-09 693
2. Tammy Rogers, 1987-91 377
3. Rhonda Hoffman, 1983-87 375
4. Sharon Wilson, 1985-89 355
5. Joyce Howard, 1996-98 333
6. Shelley Seale, 1981-83 296
7. Kim Reed, 2001-05 272
8. Karen Kroen, 1983-87 263
9. Kim Maxwell, 1981-84 259
10. Karrington Donald, 2017-21 252

STEALS
1. Starlite Williams, 1983-87 281
2. Kamra King, 2011-15 240
3. Michelle Martin, 1989-93 227
4. Sharon Wilson, 1985-89 223
5. Rhonda Hoffman, 1983-87 222
6. Monica Gibbs, 2005-09 207
7. Terrie Davis, 2004-08 173
8. Tammy Rogers, 1987-91 165
9. Ashley Spaletta, 2011-15 153
10. Crystal Chidomere, 2014-18 150

BLOCKS
1. Elyssa Coleman, 2021-Pres. 114
2. Whitney Wright, 2009-13 105
3. Alysse Davis, 2008-11 98
4. Marie Benson, 2016-19 94
5. Kim Duncan, 1983-85 93
6. Starlite Williams, 1983-87 88
7. Timea Toth, 2016-20 87
8. Mantha Emory, 1993-95 81
9. Tesha Smith, 2013-17 72
10. Lacy Mingee, 2001-06 70

POINTS
1. Jordyn Jenkins 2022-23 659
2. Tammy Rogers, 1990-91 583
3. Starlite Williams, 1986-87 538
4. Loryn Goodwin, 2016-17 525
5. Monica Gibbs, 2008-09 514
6. Starlite Williams, 1984-85 493
7. Vivian Ewalefo, 2006-07 480
8. Margaret Martinovich, 1982-83 469
9. Valerie Wells, 1983-84 452
10. Margaret Martinovich, 1984-85 451

REBOUNDS
1. Onika Anderson, 2008-09 351
2. Monica Gibbs, 2008-09 309
3. Ryba Pawlaczyk, 2008-09 297
4. Marie Benson, 2018-19 289
5. Cindy Pavell, 1981-82 271
6. Ashleigh Franklin, 2009-10 268
7. Tisha Boldt, 1987-88 262
8. Marie Benson, 2017-18 249
9. Margaret Martinovich, 1982-83 247
10. Monica Gibbs, 2007-08 246

ASSISTS
1. Monica Gibbs, 2008-09 221
2. Joyce Howard, 1997-98 201
3. Monica Gibbs, 2007-08 195
4. Tammy Rogers, 1990-91 188
5. Shelley Seale, 1982-83 173
6. Kyra White, 2022-23 143
7. Monica Gibbs, 2006-07 139
8. Monica Gibbs, 2005-06 138
9. Loryn Goodwin, 2016-17 134
10. Joyce Howard, 1996-97 132

STEALS
1. Loryn Goodwin, 2016-17 94
2. Starlite Williams, 1986-87 92
3. Jady Pimentel, 2021-22 83
4. Joyce Howard, 1997-98 79
5. Michelle Martin, 1991-92 76
6. Michelle Martin, 1992-93 76
7. Tammy Rogers, 1990-91 74
8. Sharon Wilson, 1988-89 71
9. Starlite Williams, 1983-84 70
10. Valerie Wells, 1983-84 69
Amber Prose, 2000-01 69

BLOCKS
1. Alysse Davis, 2010-11 78
2. Kim Duncan, 1984-85 57
3. Elyssa Coleman, 2022-23 57
4. Ryba Pawlaczyk, 2008-09 56
5. Mantha Emory, 1994-95 50
6. Whitney Wright, 2011-12 48
7. Timea Toth, 2019-20 44
8. Keelah Wilson, 1999-00 41
9. Whitney Wright, 2012-13 39
10. Elyssa Coleman, 2021-22 38

PLAYER GAME-BY-GAME STATISTICS

0

ELYSSA COLEMAN



Redshirt Junior • Forward • 6-3 • Houston, Texas • Atascocita HS • Texas

Coleman's Career and 2023-24 Game Highs

Career / Last	Category	2023-24 / Last
23 / December 3, 2023 vs UTEP	Points	23 / December 3, 2023 vs UTEP
13 / December 17, 2023 at Oregon	Rebounds	13 / December 17, 2023 at Oregon
3 / December 19, 2022	Assists	1, 4x / December 19, 2023 at Seattle U
2, 7x / November 24, 2023 at Sam Houston	Steals	2 / November 24, 2023 at Sam Houston
6 / January 21, 2023 at FIU	Blocks	4 / November 10, 2023 vs New Mexico State
11 / December 3, 2023 vs UTEP	FG Made	11 / December 3, 2023 vs UTEP
18 / March 8 2022 vs UTEP	FG Attempted	13, 4x / December 3, 2023 vs UTEP
1, 8x / December 3, 2023 vs UTEP	3PT Made	1 / December 3, 2023 vs UTEP
3 / February 5, 2022 vs North Texas	3PT Attempted	1, 3x / December 3, 2023 vs UTEP
7 / March 10, 2022 vs Western Kentucky	FT Made	4 / December 19, 2023 at Seattle U
10 / March 10, 2022 vs Western Kentucky	FT Attempted	4, 3x / December 19, 2023 at Seattle U
38 / March 10, 2022 vs Western Kentucky	Minutes	33 / November 30, 2023 vs Texas State

#0 COLEMAN, Elyssa

2023-24 STATISTICS

Opponent	Date	GS	MIN	Total		3-Pointers		Free throws		Rebounds				PF	A	TO	BLK	STL	PTS	AVG	
				FG-FGA	PCT	3FG-3FGA	PCT	FT-FTA	PCT	OFF	DEF	TOT	AVG								
at Arizona St.	11/06/2023	*	10:23	0-6	.000	0-0	.000	0-0	.000	1	1	2	2.0	5	0	2	1	0	0	0.0	
New Mexico St.	11/10/2023	*	26:06	3-9	.333	0-1	.000	1-1	1.000	2	5	7	4.5	2	0	4	4	1	7	3.5	
at A&M-Corpus Christi	11/15/2023	*	29:07	7-13	.538	0-0	.000	0-0	.000	1	3	4	4.3	5	0	3	1	1	14	7.0	
at UT Arlington	11/18/2023	*	26:04	2-6	.333	0-1	.000	0-0	.000	2	6	8	5.3	2	1	3	2	0	4	6.3	
at Texas Tech	11/20/2023	*	27:45	3-8	.375	0-0	.000	0-2	.000	2	6	8	5.8	2	0	4	3	0	6	6.2	
at Sam Houston	11/25/2023	*	31:55	8-13	.615	0-0	.000	1-4	.250	3	3	6	5.8	5	0	1	3	2	17	8.0	
Texas St.	11/30/2023	*	33:11	4-13	.308	0-0	.000	3-4	.750	2	7	9	6.3	2	1	1	2	0	11	8.4	
UTEP	12/03/2023	*	25:01	11-13	.846	1-1	1.000	0-0	.000	2	6	8	6.5	3	0	3	1	0	23	10.3	
Houston	12/14/2023	*	28:40	3-6	.500	0-0	.000	0-0	.000	1	6	7	6.6	3	1	0	0	1	6	9.8	
at Oregon	12/17/2023	*	28:39	3-17	.176	0-0	.000	1-2	.500	7	6	13	7.2	2	0	1	0	1	7	9.5	
at Seattle U	12/19/2023	*	29:24	7-12	.583	0-0	.000	4-4	1.000	2	7	9	7.4	4	1	2	2	1	18	10.3	
Totals			11	296:16	51-116	.440	1-3	.333	10-17	.588	25	56	81	7.4	35	4	24	19	7	113	10.3

Player Averages

Games Played	Minutes/game	Points/game	FG Pct	3FG Pct	FT Pct	Rebounds/game	Assists/game	Turnovers/game	Assist/Turnover ratio	Steals/game	Blocks/game
11	26.9	10.3	44.0	33.3	58.8	7.4	0.4	2.2	0.2	0.6	1.7

PLAYER GAME-BY-GAME STATISTICS

1

HAILEY ATWOOD

Graduate Student • Guard • 5-8 • Austin, Texas • James Bowie HS • Blinn College



Atwood's NCAA Career and 2023-24 Game Highs

Career / Last	Category	2023-24 / Last
13 / February 25, 2023 vs FIU	Points	8 / December 19, 2023 at Seattle U
8, 2x / February 17, 2022 vs Southern Miss	Rebounds	3 / November 24, 2023 at Sam Houston
5 / February 23, 2023 vs Florida Atlantic	Assists	2 / December 14, 2023 vs Houston
3, 2x / February 23, 2023 vs Florida Atlantic	Steals	1 / December 19, 2023 at Seattle U
1, 11x / November 24, 2023 at Sam Houston	Blocks	1 / November 24, 2023 at Sam Houston
6 / February 2, 2023 vs Western Kentucky	FG Made	4 / December 19, 2023 at Seattle U
12 / February 25, 2023 vs FIU	FG Attempted	7 / December 19, 2023 at Seattle U
2, 2x / February 25, 2023 vs FIU	3PT Made	N/A
5 / February 25, 2023 vs FIU	3PT Attempted	1, 3x / December 19, 2023 at Seattle U
2, 11x / November 24, 2023 at Sam Houston	FT Made	2 / November 24, 2023 at Sam Houston
3, 2x / February 23, 2023 vs Florida Atlantic	FT Attempted	2 / November 24, 2023 at Sam Houston
34 / March 10, 2022 vs Western Kentucky	Minutes	24 / December 19, 2023 at Seattle U

#1 ATWOOD, Hailey

2023-24 STATISTICS

Opponent	Date	GS	MIN	Total		3-Pointers		Free throws		Rebounds				PF	A	TO	BLK	STL	PTS	AVG
				FG-FGA	PCT	3FG-3FGA	PCT	FT-FTA	PCT	OFF	DEF	TOT	AVG							
at Arizona St.	11/06/2023	*	16:39	0-2	.000	0-0	.000	0-0	.000	1	0	1	1.0	2	0	3	0	0	0	0.0
New Mexico St.	11/10/2023	*	19:46	0-2	.000	0-1	.000	0-0	.000	0	1	1	1.0	2	0	2	0	0	0	0.0
at A&M-Corpus Christi	11/15/2023		02:47	0-1	.000	0-0	.000	0-0	.000	0	0	0	0.7	3	0	1	0	0	0	0.0
at UT Arlington	11/18/2023		10:11	0-0	.000	0-0	.000	0-0	.000	0	2	2	1.0	1	1	0	0	0	0	0.0
at Texas Tech	11/20/2023		03:13	0-0	.000	0-0	.000	0-0	.000	0	2	2	1.2	0	0	2	0	0	0	0.0
at Sam Houston	11/25/2023		10:27	0-1	.000	0-0	.000	2-2	1.000	2	1	3	1.5	3	1	1	1	0	2	0.3
Texas St.	11/30/2023		06:02	0-0	.000	0-0	.000	0-0	.000	0	1	1	1.4	1	1	0	0	0	0	0.3
UTEP	12/03/2023	*	18:22	1-2	.500	0-0	.000	0-0	.000	0	1	1	1.4	1	2	2	0	0	2	0.5
Houston	12/14/2023	*	15:24	0-1	.000	0-1	.000	0-0	.000	0	2	2	1.4	0	2	3	0	0	0	0.4
at Oregon	12/17/2023	*	12:08	0-0	.000	0-0	.000	0-0	.000	1	1	2	1.5	1	1	3	0	0	0	0.4
at Seattle U	12/19/2023	*	24:38	4-7	.571	0-1	.000	0-0	.000	0	1	1	1.5	2	1	1	0	1	8	1.1
Totals		6	139:37	5-16	.313	0-3	.000	2-2	1.000	4	12	16	1.5	16	9	18	1	1	12	1.1

Player Averages

Games Played	Minutes/game	Points/game	FG Pct	3FG Pct	FT Pct	Rebounds/game	Assists/game	Turnovers/game	Assist/Turnover ratio	Steals/game	Blocks/game
11	12.7	1.1	31.3	0.0	100.0	1.5	0.8	1.6	0.5	0.1	0.1

PLAYER GAME-BY-GAME STATISTICS

2

ALEXIS PARKER



Sophomore • Guard • 5-9 • San Antonio, Texas • Brandeis HS

Parker's Career and 2023-24 Game Highs

Career / Last	Category	2023-24 / Last
11 / December 19, 2022 at Houston	Points	4 / November 18, 2023 at UT Arlington
5 / February 4, 2023 vs Middle Tennessee	Rebounds	2, 4x / December 3, 2023 vs UTEP
3, 4x / November 15, 2023 at Texas A&M-Corpus Christi	Assists	3 / November 15, 2023 at Texas A&M-Corpus Christi
3 / December 19, 2022 at Houston	Steals	2 / November 18, 2023 at UT Arlington
1, 2x / November 24, 2023 at Sam Houston	Blocks	1 / November 24, 2023 at Sam Houston
4 / December 19, 2022 at Houston	FG Made	1, 2x / November 18, 2023 at UT Arlington
7 / December 19, 2022 at Houston	FG Attempted	6 / November 18, 2023 at UT Arlington
1, 7x / February 11, 2023 vs UTEP	3PT Made	N/A
4 / February 11, 2023 vs UTEP	3PT Attempted	2, 2x / November 18, 2023 at UT Arlington
2, 12x / December 14, 2023 vs Houston	FT Made	2, 2x / December 14, 2023 vs Houston
4, 2x / November 18, 2023 at UT Arlington	FT Attempted	4, 2x / November 18, 2023 at UT Arlington
31 / December 10, 2022 vs Idaho	Minutes	19, 2x / November 18, 2023 at UT Arlington

#2 PARKER, Alexis

2023-24 STATISTICS

Opponent	Date	GS	MIN	Total		3-Pointers		Free throws		Rebounds				PF	A	TO	BLK	STL	PTS	AVG
				FG-FGA	PCT	3FG-3FGA	PCT	FT-FTA	PCT	OFF	DEF	TOT	AVG							
at Arizona St.	11/06/2023		08:26	1-3	.333	0-1	.000	1-4	.250	0	0	0	0.0	0	0	1	0	0	3	3.0
New Mexico St.	11/10/2023		06:30	0-0	.000	0-0	.000	0-2	.000	0	0	0	0.0	0	0	0	0	0	0	1.5
at A&M-Corpus Christi	11/15/2023	*	19:24	0-3	.000	0-2	.000	0-0	.000	0	2	2	0.7	1	3	2	0	1	0	1.0
at UT Arlington	11/18/2023	*	19:52	1-6	.167	0-2	.000	2-4	.500	1	1	2	1.0	2	2	3	0	2	4	1.8
at Texas Tech	11/20/2023	*	19:01	2-3	.667	0-1	.000	0-0	.000	0	2	2	1.2	1	0	2	0	1	4	2.2
at Sam Houston	11/25/2023		07:47	0-0	.000	0-0	.000	0-2	.000	1	1	2	1.3	0	0	1	1	0	0	1.8
Texas St.	11/30/2023		12:21	0-3	.000	0-1	.000	0-0	.000	1	0	1	1.3	2	0	1	0	0	0	1.6
UTEP	12/03/2023		03:17	0-2	.000	0-0	.000	0-0	.000	2	0	2	1.4	1	0	1	0	0	0	1.4
Houston	12/14/2023		02:57	0-1	.000	0-1	.000	2-2	1.000	0	1	1	1.3	0	0	0	0	0	2	1.4
at Seattle U	12/19/2023		00:43	0-0	.000	0-0	.000	0-0	.000	0	0	0	1.2	0	0	0	0	0	0	1.3
Totals		3	100:18	4-21	.190	0-8	.000	5-14	.357	5	7	12	1.2	7	5	11	1	4	13	1.3

Player Averages

Games Played	Minutes/ game	Points/ game	FG Pct	3FG Pct	FT Pct	Rebounds/ game	Assists/ game	Turnovers/ game	Assist/Turnover ratio	Steals/ game	Blocks/ game
10	10.0	1.3	19.0	0.0	35.7	1.2	0.5	1.1	0.5	0.4	0.1

PLAYER GAME-BY-GAME STATISTICS

3

EMMA LUCIO



Freshman • Guard • 5-9 • Edinburg, Texas • Robert Vela HS

Lucio's Career and 2023-24 Game Highs

Career / Last	Category	2023-24 / Last
3 / December 3, 2023 vs UTEP	Points	3 / December 3, 2023 vs UTEP
2 / November 24, 2023 at Sam Houston	Rebounds	2 / November 24, 2023 at Sam Houston
N/A	Assists	N/A
N/A	Steals	N/A
N/A	Blocks	N/A
1 / December 3, 2023 vs UTEP	FG Made	1 / December 3, 2023 vs UTEP
2 / December 3, 2023 vs UTEP	FG Attempted	2 / December 3, 2023 vs UTEP
1 / December 3, 2023 vs UTEP	3PT Made	1 / December 3, 2023 vs UTEP
2 / December 3, 2023 vs UTEP	3PT Attempted	2 / December 3, 2023 vs UTEP
N/A	FT Made	N/A
N/A	FT Attempted	N/A
11 / November 24, 2023 at Sam Houston	Minutes	11 / November 24, 2023 at Sam Houston

#3 LUCIO, Emma

2023-24 STATISTICS

Opponent	Date	GS	MIN	Total		3-Pointers		Free throws		Rebounds				PF	A	TO	BLK	STL	PTS	AVG
				FG-FGA	PCT	3FG-3FGA	PCT	FT-FTA	PCT	OFF	DEF	TOT	AVG							
at Sam Houston	11/25/2023		11:22	0-1	.000	0-0	.000	0-0	.000	0	2	2	2.0	1	0	1	0	0	0	0.0
UTEP	12/03/2023		05:42	1-2	.500	1-2	.500	0-0	.000	0	0	0	1.0	0	0	1	0	0	3	1.5
Totals		0	17:04	1-3	.333	1-2	.500	0-0	.000	0	2	2	1.0	1	0	2	0	0	3	1.5


Player Averages

Games Played	Minutes/game	Points/game	FG Pct	3FG Pct	FT Pct	Rebounds/game	Assists/game	Turnovers/game	Assist/Turnover ratio	Steals/game	Blocks/game
2	8.5	1.5	33.3	50.0	0.0	1.0	0.0	1.0	0.0	0.0	0.0

PLAYER GAME-BY-GAME STATISTICS

4

SIENA GUTTADAURO



Sophomore • Guard • 5-6 • San Jose, California • Archbishop Mitty HS

Guttadauro's Career and 2023-24 Game Highs

Career / Last	Category	2023-24 / Last
12 / December 3, 2023 vs UTEP	Points	12 / December 3, 2023 vs UTEP
4 / February 11, 2023 vs UTEP	Rebounds	2, 3x / December 14, 2023 vs Houston
3, 3x / November 6, 2023 at Arizona State	Assists	3 / November 6, 2023 at Arizona State
1, 9x / February 23 at Florida Atlantic	Steals	N/A
1 / February 2, 2023 vs Western Kentucky	Blocks	N/A
4, 3x / December 3, 2023 vs UTEP	FG Made	4, 2x / December 3, 2023 vs UTEP
8 / February 11, 2023 vs UTEP	FG Attempted	7 / November 30, 2023 vs Texas State
4 / December 3, 2023 vs UTEP	3PT Made	4 / December 3, 2023 vs UTEP
6, 4x / November 30, 2023 vs Texas State	3PT Attempted	6, 2x / November 30, 2023 vs Texas State
2, 3x March 2, 2023 at Charlotte	FT Made	1 / November 6, 2023 at Arizona State
3 2x / February 4, 2023 vs. Middle Tennessee	FT Attempted	2 / November 6, 2023 at Arizona State
24 / December 10, 2022 vs Idaho	Minutes	19 / November 30, 2023 vs Texas State

2023-24 STATISTICS

#4 GUTTADAURO, Siena

Opponent	Date	GS	MIN	Total		3-Pointers		Free throws		Rebounds				PF	A	TO	BLK	STL	PTS	AVG
				FG-FGA	PCT	3FG-3FGA	PCT	FT-FTA	PCT	OFF	DEF	TOT	AVG							
at Arizona St.	11/06/2023		14:01	1-6	.167	1-6	.167	1-2	.500	0	0	0	0.0	2	3	1	0	0	4	4.0
at A&M-Corpus Christi	11/15/2023		13:45	2-4	.500	2-4	.500	0-0	.000	0	0	0	0.0	1	0	1	0	0	6	5.0
at UT Arlington	11/18/2023		10:26	1-5	.200	0-3	.000	0-0	.000	2	0	2	0.7	1	0	0	0	0	2	4.0
at Texas Tech	11/20/2023		08:37	0-2	.000	0-2	.000	0-0	.000	0	0	0	0.5	0	0	2	0	0	0	3.0
at Sam Houston	11/25/2023		02:25	0-0	.000	0-0	.000	0-0	.000	0	1	1	0.6	0	0	1	0	0	0	2.4
Texas St.	11/30/2023		19:01	4-7	.571	3-6	.500	0-0	.000	0	1	1	0.7	0	1	0	0	0	11	3.8
UTEP	12/03/2023		18:35	4-5	.800	4-5	.800	0-0	.000	0	2	2	0.9	0	1	3	0	0	12	5.0
Houston	12/14/2023		13:17	0-2	.000	0-1	.000	0-0	.000	0	2	2	1.0	0	1	3	0	0	0	4.4
at Oregon	12/17/2023		20:26	0-4	.000	0-3	.000	0-0	.000	1	3	4	1.3	2	1	0	0	0	0	3.9
at Seattle U	12/19/2023		03:59	0-0	.000	0-0	.000	0-0	.000	0	1	1	1.3	2	0	1	0	0	0	3.5
Totals		0	124:31	12-35	.343	10-30	.333	1-2	.500	3	10	13	1.3	8	7	12	0	0	35	3.5

Player Averages

Games Played	Minutes/game	Points/game	FG Pct	3FG Pct	FT Pct	Rebounds/game	Assists/game	Turnovers/game	Assist/Turnover ratio	Steals/game	Blocks/game
10	12.5	3.5	34.3	33.3	50.0	1.3	0.7	1.2	0.6	0.0	0.0

PLAYER GAME-BY-GAME STATISTICS

5

MADISON COCKRELL

Sophomore • Guard • 5-4 • Dallas, Texas • Bishop Lynch HS



Cockrell's Career and 2023-24 Game Highs

Career / Last	Category	2023-24 / Last
10 / January 19, 2023 at Florida Atlantic	Points	3, 3x / December 3, 2023 vs UTEP
4, 3x / November 6, 2023 at Arizona State	Rebounds	4 / November 6, 2023 at Arizona State
3, 2x / January 21, 2023 at FIU	Assists	1, 2x / November 18, 2023 at UT Arlington
2, 4x / November 6, 2023 at Arizona State	Steals	2 / November 6, 2023 at Arizona State
N/A	Blocks	N/A
4, 2x / January 19, 2023 at Florida Atlantic	FG Made	1, 4x / December 3, 2023 vs UTEP
8, 2x / January 19, 2023 at Florida Atlantic	FG Attempted	4 / November 6, 2023 at Arizona State
3 / January 14, 2023 at Charlotte	3PT Made	1 / December 3, 2023 vs UTEP
4 / December 10, 2022 vs Idaho	3PT Attempted	1, 2x / December 3, 2023 vs UTEP
3 / November 30, 2022 at Texas State	FT Made	1 / November 6, 2023 at Arizona State
4 / November 30, 2022 at Texas State	FT Attempted	1 / November 6, 2023 at Arizona State
20, 2x / January 21, 2023 at FIU	Minutes	7 / November 6, 2023 at Arizona State

#5 COCKRELL, Madison

2023-24 STATISTICS

Opponent	Date	GS	MIN	Total		3-Pointers		Free throws		Rebounds				PF	A	TO	BLK	STL	PTS	AVG
				FG-FGA	PCT	3FG-3FGA	PCT	FT-FTA	PCT	OFF	DEF	TOT	AVG							
at Arizona St.	11/06/2023		07:43	1-4	.250	0-1	.000	1-1	1.000	1	3	4	4.0	0	1	1	0	2	3	3.0
New Mexico St.	11/10/2023		03:42	0-1	.000	0-0	.000	0-0	.000	0	0	0	2.0	1	0	1	0	0	0	1.5
at A&M-Corpus Christi	11/15/2023		07:24	0-1	.000	0-0	.000	0-0	.000	1	1	2	2.0	1	0	1	0	0	0	1.0
at UT Arlington	11/18/2023		07:36	1-2	.500	1-1	1.000	0-0	.000	0	1	1	1.8	1	1	1	0	1	3	1.5
Texas St.	11/30/2023		02:06	1-1	1.000	0-0	.000	0-0	.000	0	0	0	1.4	0	0	0	0	0	2	1.6
UTEP	12/03/2023		02:23	1-1	1.000	1-1	1.000	0-0	.000	0	0	0	1.2	0	0	1	0	0	3	1.8
at Seattle U	12/19/2023		01:36	0-1	.000	0-0	.000	0-0	.000	0	0	0	1.0	0	0	1	0	0	0	1.6
Totals		0	32:29	4-11	.364	2-3	.667	1-1	1.000	2	5	7	1.0	3	2	6	0	3	11	1.6

Player Averages

Games Played	Minutes/ game	Points/ game	FG Pct	3FG Pct	FT Pct	Rebounds/ game	Assists/ game	Turnovers/ game	Assist/Turnover ratio	Steals/ game	Blocks/ game
7	4.6	1.6	36.4	66.7	100.0	1.0	0.3	0.9	0.3	0.4	0.0

PLAYER GAME-BY-GAME STATISTICS

11

SIDNEY LOVE



Sophomore • Guard • 5-8 • Cibolo, Texas. • Steele HS

Love's Career and 2023-24 Game Highs

Career / Last	Category	2023-24 / Last
26 / November 18, 2023 at UT Arlington	Points	26 / November 18, 2023 at UT Arlington
10 / January 21, 2023 at FIU	Rebounds	7 / November 24, 2023 at Sam Houston
7, 2x / December 3, 2023 vs UTEP	Assists	7 / December 3, 2023 vs UTEP
4 / January 16, 2023 at Rice	Steals	3, 2x / November 24, 2023 at Sam Houston
1, 6x / November 24, 2023 at Sam Houston	Blocks	1, 2x / November 24, 2023 at Sam Houston
9 / December 31, 2022 vs UAB	FG Made	7 / November 20, 2023 at Texas Tech
17 / March 10, 2023 vs Western Kentucky	FG Attempted	14 / November 20, 2023 at Texas Tech
5 / 23 / December 31, 2022 vs UAB	3PT Made	1, 6x / December 14, 2023 vs Houston
9 / 23 / December 31, 2022 vs UAB	3PT Attempted	4, 2x / November 30, 2023 vs Texas State
13 / November 18, 2023 at UT Arlington	FT Made	13 / November 18, 2023 at UT Arlington
15 / November 18, 2023 at UT Arlington	FT Attempted	15 / November 18, 2023 at UT Arlington
38 / Match 8, 2023 vs Florida Atlantic	Minutes	37 / November 15, 2023 at Texas A&M-Corpus Christi

#11 LOVE, Sidney

2023-24 STATISTICS

Opponent	Date	GS	MIN	Total		3-Pointers		Free throws		Rebounds				PF	A	TO	BLK	STL	PTS	AVG
				FG-FGA	PCT	3FG-3FGA	PCT	FT-FTA	PCT	OFF	DEF	TOT	AVG							
at Arizona St.	11/06/2023	*	22:47	2-6	.333	0-1	.000	3-4	.750	1	1	2	2.0	2	1	4	0	1	7	7.0
New Mexico St.	11/10/2023	*	36:21	3-11	.273	0-4	.000	1-1	1.000	0	3	3	2.5	2	3	3	0	2	7	7.0
at A&M-Corpus Christi	11/15/2023	*	37:06	3-8	.375	0-2	.000	4-4	1.000	1	3	4	3.0	3	5	4	0	3	10	8.0
at UT Arlington	11/18/2023	*	33:10	6-10	.600	1-2	.500	13-15	.867	0	2	2	2.8	2	2	2	1	0	26	12.5
at Texas Tech	11/20/2023	*	29:20	7-14	.500	1-3	.333	3-3	1.000	1	2	3	2.8	5	1	2	0	2	18	13.6
at Sam Houston	11/25/2023	*	34:01	3-7	.429	1-1	1.000	5-6	.833	1	6	7	3.5	2	1	4	1	3	12	13.3
Texas St.	11/30/2023	*	35:30	5-10	.500	1-4	.250	0-0	.000	0	2	2	3.3	3	3	4	0	1	11	13.0
UTEP	12/03/2023	*	26:00	6-11	.545	1-3	.333	3-4	.750	0	5	5	3.5	1	7	1	0	0	16	13.4
Houston	12/14/2023	*	29:35	5-12	.417	1-2	.500	2-2	1.000	0	3	3	3.4	2	2	2	0	2	13	13.3
at Oregon	12/17/2023	*	34:38	2-15	.133	0-3	.000	5-5	1.000	3	3	6	3.7	3	2	6	0	3	9	12.9
at Seattle U	12/19/2023	*	29:46	2-7	.286	0-0	.000	1-2	.500	0	2	2	3.5	4	6	2	0	0	5	12.2
Totals		11	348:14	44-111	.396	6-25	.240	40-46	.870	7	32	39	3.5	29	33	34	2	17	134	12.2

Player Averages

Games Played	Minutes/game	Points/game	FG Pct	3FG Pct	FT Pct	Rebounds/game	Assists/game	Turnovers/game	Assist/Turnover ratio	Steals/game	Blocks/game
11	31.7	12.2	39.6	24.0	87.0	3.5	3.0	3.1	1.0	1.5	0.2

PLAYER GAME-BY-GAME STATISTICS

12

AYSIA PROCTOR

Freshman • Guard • 5-8 • Schertz, Texas • Samuel Clemens HS



Proctors' Career and 2023-24 Game Highs

Career / Last	Category	2023-24 / Last
20 / December 17, 2023 at Oregon	Points	20 / December 17, 2023 at Oregon
11 / December 17, 2023 at Oregon	Rebounds	11 / December 17, 2023 at Oregon
3, 2x / December 19, 2023 at Seattle U	Assists	3, 2x / December 19, 2023 at Seattle U
2 / December 19, 2023 at Seattle U	Steals	2 / December 19, 2023 at Seattle U
1, 3x / December 3, 2023 vs UTEP	Blocks	1, 3x / December 3, 2023 vs UTEP
9, 2x / December 17, 2023 at Oregon	FG Made	9, 2x / December 17, 2023 at Oregon
21 / December 17, 2023 at Oregon	FG Attempted	21 / December 17, 2023 at Oregon
2, 2x / December 17, 2023 at Oregon	3PT Made	2, 2x / December 17, 2023 at Oregon
6 / December 17, 2023 at Oregon	3PT Attempted	6 / December 17, 2023 at Oregon
1, 4x / December 19, 2023 at Seattle U	FT Made	1, 4x / December 19, 2023 at Seattle U
2, 4x / December 19, 2023 at Seattle U	FT Attempted	2, 4x / December 19, 2023 at Seattle U
29 / November 30, 2023 vs Texas State	Minutes	29 / November 30, 2023 vs Texas State

#12 PROCTOR, Aysia

2023-24 STATISTICS

Opponent	Date	GS	MIN	Total		3-Pointers		Free throws		Rebounds				PF	A	TO	BLK	STL	PTS	AVG
				FG-FGA	PCT	3FG-3FGA	PCT	FT-FTA	PCT	OFF	DEF	TOT	AVG							
at Arizona St.	11/06/2023		13:43	1-3	.333	0-2	.000	0-0	.000	3	4	7	7.0	0	0	2	0	0	2	2.0
New Mexico St.	11/10/2023		22:19	8-9	.889	2-3	.667	1-2	.500	1	4	5	6.0	1	1	2	0	1	19	10.5
at A&M-Corpus Christi	11/15/2023		26:21	3-9	.333	0-3	.000	1-2	.500	1	4	5	5.7	2	1	3	1	1	7	9.3
at UT Arlington	11/18/2023		03:57	1-1	1.000	0-0	.000	0-0	.000	0	0	0	4.3	1	0	1	0	0	2	7.5
at Texas Tech	11/20/2023		25:19	5-7	.714	0-0	.000	0-0	.000	2	3	5	4.4	3	0	6	0	1	10	8.0
at Sam Houston	11/25/2023	*	26:38	4-7	.571	0-0	.000	0-0	.000	1	7	8	5.0	1	3	4	0	0	8	8.0
Texas St.	11/30/2023	*	29:42	2-10	.200	0-2	.000	0-0	.000	2	5	7	5.3	5	0	1	1	0	4	7.4
UTEP	12/03/2023		19:11	1-4	.250	0-2	.000	0-0	.000	1	5	6	5.4	2	2	1	1	0	2	6.8
Houston	12/14/2023		24:54	9-11	.818	0-1	.000	1-2	.500	2	3	5	5.3	0	0	1	0	0	19	8.1
at Oregon	12/17/2023		25:18	9-21	.429	2-6	.333	0-0	.000	5	6	11	5.9	2	0	2	0	1	20	9.3
at Seattle U	12/19/2023		26:41	4-11	.364	1-2	.500	1-2	.500	1	1	2	5.5	1	3	0	0	2	10	9.4
Totals		2	244:04	47-93	.505	5-21	.238	4-8	.500	19	42	61	5.5	18	10	23	3	6	103	9.4

Player Averages

Games Played	Minutes/game	Points/game	FG Pct	3FG Pct	FT Pct	Rebounds/game	Assists/game	Turnovers/game	Assist/Turnover ratio	Steals/game	Blocks/game
11	22.2	9.4	50.5	23.8	50.0	5.5	0.9	2.1	0.4	0.5	0.3

PLAYER GAME-BY-GAME STATISTICS

13

SARAI ESTUPINAN

Junior • Guard • 5-5 • Cedar Park, Texas • Cedar Park HS • St. Mary's (TX) • Tallahassee CC



Estupinan's NCAA Career and 2023-24 Game Highs (* at St. Mary's)

Career / Last	Category	2023-24 / Last
11 / November 20, 2021 vs Lander*	Points	N/A
6 / December 13, 2021 at Angelo State*	Rebounds	N/A
9 / January 8, 2022 at Midwestern State*	Assists	N/A
3 / February 3, 2022 at Texas A&M-International*	Steals	N/A
N/A	Blocks	N/A
4 / November 20, 2021 vs Lander*	FG Made	N/A
9 / November 20, 2021 vs Lander*	FG Attempted	N/A
3 / November 20, 2021 vs Lander*	3PT Made	N/A
7 / November 20, 2021 vs Lander*	3PT Attempted	N/A
4 / January 8, 2022 at Midwestern State*	FT Made	N/A
6 / January 8, 2022 at Midwestern State*	FT Attempted	N/A
20 / February 21, 2021 vs West Texas A&M*	Minutes	N/A

HAS YET TO APPEAR IN THE 2023-24 SEASON

PLAYER GAME-BY-GAME STATISTICS

20

MAYA LINTON



Sophomore • Forward • 6-0 • Duncanville, Texas • Duncanville HS

Linton's Career and 2023-24 Game Highs

Career / Last	Category	2023-24 / Last
15 / November 18, 2023 at UT Arlington	Points	15 / November 18, 2023 at UT Arlington
10 / November 18, 2023 at UT Arlington	Rebounds	10 / November 18, 2023 at UT Arlington
2 / January 25, 2023 at FIU	Assists	1, 4x / December 19, 2023 at Seattle U
3, 2x / December 19, 2023 at Seattle U	Steals	3, 2x / December 19, 2023 at Seattle U
2 / March 10, 2023 vs Western Kentucky	Blocks	N/A
6 / November 18, 2023 at UT Arlington	FG Made	6 / November 18, 2023 at UT Arlington
11 / November 18, 2023 at UT Arlington	FG Attempted	11 / November 18, 2023 at UT Arlington
N/A	3PT Made	N/A
1, 5x / December 19, 2023 at Seattle U	3PT Attempted	1, 5x / December 19, 2023 at Seattle U
4 / November 24, 2023 at Sam Houston	FT Made	4 / November 24, 2023 at Sam Houston
8 / November 24, 2023 at Sam Houston	FT Attempted	8 / November 24, 2023 at Sam Houston
26 / November 18, 2023 at UT Arlington	Minutes	26 / November 18, 2023 at UT Arlington

2023-24 STATISTICS

Opponent	Date	GS	MIN	Total		3-Pointers		Free throws		Rebounds				PF	A	TO	BLK	STL	PTS	AVG	
				FG-FGA	PCT	3FG-3FGA	PCT	FT-FTA	PCT	OFF	DEF	TOT	AVG								
at Arizona St.	11/06/2023	*	20:22	4-7	.571	0-0	.000	2-2	1.000	1	3	4	4.0	5	0	0	0	3	10	10.0	
New Mexico St.	11/10/2023	*	20:49	3-6	.500	0-1	.000	3-3	1.000	5	1	6	5.0	5	0	2	0	1	9	9.5	
at A&M-Corpus Christi	11/15/2023		18:35	0-3	.000	0-1	.000	0-0	.000	3	4	7	5.7	3	0	2	0	2	0	6.3	
at UT Arlington	11/18/2023	*	26:41	6-11	.545	0-0	.000	3-6	.500	3	7	10	6.8	5	0	1	0	2	15	8.5	
at Texas Tech	11/20/2023	*	23:04	0-1	.000	0-0	.000	2-4	.500	4	0	4	6.2	4	1	2	0	2	2	7.2	
at Sam Houston	11/25/2023	*	14:23	0-2	.000	0-0	.000	4-8	.500	2	4	6	6.2	2	1	0	0	0	4	6.7	
Texas St.	11/30/2023	*	18:35	0-4	.000	0-1	.000	0-0	.000	1	4	5	6.0	2	1	1	0	0	0	5.7	
Houston	12/14/2023		16:16	0-1	.000	0-0	.000	0-0	.000	2	2	4	5.8	2	0	0	0	1	0	5.0	
at Oregon	12/17/2023		13:25	0-0	.000	0-0	.000	0-0	.000	1	0	1	5.2	3	0	0	0	1	0	4.4	
at Seattle U	12/19/2023	*	24:44	1-5	.200	0-1	.000	3-4	.750	3	1	4	5.1	3	1	0	0	3	5	4.5	
Totals			7	196:54	14-40	.350	0-4	.000	17-27	.630	25	26	51	5.1	34	4	8	0	15	45	4.5

Player Averages

Games Played	Minutes/game	Points/game	FG Pct	3FG Pct	FT Pct	Rebounds/game	Assists/game	Turnovers/game	Assist/Turnover ratio	Steals/game	Blocks/game
10	19.7	4.5	35.0	0.0	63.0	5.1	0.4	0.8	0.5	1.5	0.0

PLAYER GAME-BY-GAME STATISTICS

21

CHEYENNE ROWE

Sophomore • Forward • 6-2 • Ajax, Ontario, Canada • Bill Crothers Secondary School • James Madison



Rowe's Career and 2023-24 Game Highs (* at James Madison)

Career / Last	Category	2023-24 / Last
11 / December 4, 2022 vs UMES*	Points	8 / December 17, 2023 at Oregon
9 / November 6, 2023 at Arizona State	Rebounds	9 / November 6, 2023 at Arizona State
1, 6x / December 3, 2023 vs UTEP	Assists	1, 4x / December 3, 2023 vs UTEP
1, 5x / December 17, 2023 at Oregon	Steals	1, 3x / December 17, 2023 at Oregon
2, 2x / December 17, 2022 at Hampton*	Blocks	1 / November 20, 2023 at Texas Tech
5 / December 4, 2022 vs UMES*	FG Made	4 / December 17, 2023 at Oregon
5, 3x / December 3, 2023 vs UTEP	FG Attempted	7 / December 17, 2023 at Oregon
N/A	3PT Made	N/A
1 / December 17, 2023 at Oregon	3PT Attempted	1 / December 17, 2023 at Oregon
3 / November 15, 2023 at Texas A&M-Corpus Christi	FT Made	3 / November 15, 2023 at Texas A&M-Corpus Christi
4, 3x / November 15, 2023 at Texas A&M-Corpus Christi	FT Attempted	4, 2x / November 15, 2023 at Texas A&M-Corpus Christi
17, 3x / December 3, 2023 vs UTEP	Minutes	17, 2x / December 3, 2023 vs UTEP

#21 ROWE, Cheyenne

2023-24 STATISTICS

Opponent	Date	GS	MIN	Total		3-Pointers		Free throws		Rebounds				PF	A	TO	BLK	STL	PTS	AVG
				FG-FGA	PCT	3FG-3FGA	PCT	FT-FTA	PCT	OFF	DEF	TOT	AVG							
at Arizona St.	11/06/2023		17:13	2-4	.500	0-0	.000	2-3	.667	5	4	9	9.0	2	1	0	0	0	6	6.0
New Mexico St.	11/10/2023		07:25	0-0	.000	0-0	.000	1-2	.500	1	0	1	5.0	1	0	0	0	0	1	3.5
at A&M-Corpus Christi	11/15/2023		13:41	2-3	.667	0-0	.000	3-4	.750	4	3	7	5.7	1	0	0	0	0	7	4.7
at UT Arlington	11/18/2023		06:03	0-1	.000	0-0	.000	0-0	.000	0	1	1	4.5	1	1	1	0	0	0	3.5
at Texas Tech	11/20/2023		09:30	1-1	1.000	0-0	.000	0-2	.000	1	0	1	3.8	1	1	0	1	0	2	3.2
at Sam Houston	11/25/2023		03:44	0-0	.000	0-0	.000	1-2	.500	0	1	1	3.3	1	0	0	0	0	1	2.8
Texas St.	11/30/2023		14:11	2-5	.400	0-0	.000	0-0	.000	4	3	7	3.9	1	0	1	0	1	4	3.0
UTEP	12/03/2023		17:32	2-5	.400	0-0	.000	0-0	.000	1	3	4	3.9	0	1	1	1	0	4	3.1
Houston	12/14/2023		08:02	0-0	.000	0-0	.000	0-0	.000	0	0	0	3.4	0	0	0	0	0	0	2.8
at Oregon	12/17/2023		15:17	4-7	.571	0-1	.000	0-0	.000	2	2	4	3.5	2	0	1	0	1	8	3.3
Totals		0	112:38	13-26	.500	0-1	.000	7-13	.538	18	17	35	3.5	10	4	4	2	2	33	3.3

Player Averages

Games Played	Minutes/game	Points/game	FG Pct	3FG Pct	FT Pct	Rebounds/game	Assists/game	Turnovers/game	Assist/Turnover ratio	Steals/game	Blocks/game
10	11.3	3.3	50.0	0.0	53.8	3.5	0.4	0.4	1.0	0.2	0.2

PLAYER GAME-BY-GAME STATISTICS

22

KYRA WHITE



Senior • Guard • 5-9 • Converse, Texas • Judson HS • Southern California

White's Career and 2023-24 Game Highs

Career / Last	Category	2023-24 / Last
22 / January 25, 2023 at FIU	Points	18 / November 15, 2023 at Texas A&M-Corpus Christi
13 / January 4, 2023 at Middle Tennessee	Rebounds	8, 3x / December 14, 2023 vs Houston
9, 2x / February 2, 2023 at Western Kentucky	Assists	7 / December 3, 2023 vs UTEP
5 / March 9, 2023 vs Rice	Steals	3 / November 10, 2023 vs New Mexico State
4 / November 30, 2023 vs Texas State	Blocks	4 / November 30, 2023 vs Texas State
19 / January 25, 2023 at FIU	FG Made	6 / December 14, 2023 vs Houston
19 / December 14, 2023 vs Houston	FG Attempted	19 / December 14, 2023 vs Houston
4 / December 14, 2023 vs Houston	3PT Made	4 / December 14, 2023 vs Houston
8, 4x / December 14, 2023 vs Houston	3PT Attempted	8, 2x / December 14, 2023 vs Houston
5 / November 15, 2023 at Texas A&M-Corpus Christi	FT Made	5 / November 15, 2023 at Texas A&M-Corpus Christi
6, 2x / November 15, 2023 at Texas A&M-Corpus Christi	FT Attempted	6, 2x / November 15, 2023 at Texas A&M-Corpus Christi
42, 2x / November 15, 2023 at Texas A&M-Corpus Christi	Minutes	42 / November 15, 2023 at Texas A&M-Corpus Christi

2023-24 STATISTICS

#22 WHITE, Kyra

Opponent	Date	GS	MIN	Total		3-Pointers		Free throws		Rebounds				PF	A	TO	BLK	STL	PTS	AVG
				FG-FGA	PCT	3FG-3FGA	PCT	FT-FTA	PCT	OFF	DEF	TOT	AVG							
at Arizona St.	11/06/2023	*	36:41	3-9	.333	1-2	.500	1-2	.500	0	2	2	2.0	2	4	3	3	1	8	8.0
New Mexico St.	11/10/2023	*	32:48	4-17	.235	2-8	.250	3-6	.500	2	6	8	5.0	1	3	2	0	3	13	10.5
at A&M-Corpus Christi	11/15/2023	*	42:41	5-13	.385	3-6	.500	5-6	.833	3	3	6	5.3	1	5	1	1	1	18	13.0
at UT Arlington	11/18/2023	*	34:57	2-6	.333	0-1	.000	1-2	.500	1	5	6	5.5	2	6	2	0	0	5	11.0
at Texas Tech	11/20/2023	*	34:49	4-11	.364	3-5	.600	2-2	1.000	0	8	8	6.0	3	3	6	1	0	13	11.4
at Sam Houston	11/25/2023	*	36:04	5-16	.313	1-3	.333	3-3	1.000	0	3	3	5.5	2	1	6	1	2	14	11.8
Texas St.	11/30/2023	*	36:53	3-9	.333	0-3	.000	1-4	.250	0	3	3	5.1	3	5	3	4	0	7	11.1
UTEP	12/03/2023	*	26:30	4-10	.400	0-4	.000	4-5	.800	0	3	3	4.9	1	7	3	0	1	12	11.3
Houston	12/14/2023	*	35:07	6-19	.316	4-8	.500	1-2	.500	0	8	8	5.2	2	5	6	3	0	17	11.9
at Oregon	12/17/2023	*	33:54	0-8	.000	0-5	.000	0-0	.000	0	5	5	5.2	4	4	3	0	0	0	10.7
at Seattle U	12/19/2023	*	34:22	4-10	.400	1-5	.200	1-2	.500	2	4	6	5.3	2	3	4	2	2	10	10.6
Totals		11	384:46	40-128	.313	15-50	.300	22-34	.647	8	50	58	5.3	23	46	39	15	10	117	10.6

Player Averages

Games Played	Minutes/game	Points/game	FG Pct	3FG Pct	FT Pct	Rebounds/game	Assists/game	Turnovers/game	Assist/Turnover ratio	Steals/game	Blocks/game
11	35.0	10.6	31.3	30.0	64.7	5.3	4.2	3.5	1.2	0.9	1.4

PLAYER GAME-BY-GAME STATISTICS

23

KYLEIGH MCGUIRE

Senior • Forward • 5-11 • Houston, Texas • Atascocita HS



McGuire's Career and 2023-24 Game Highs

Career / Last	Category	2023-24 / Last
12 / February 6, 2021 vs FIU	Points	4, 2x / December 19, 2023 at Seattle U
13 / February 6, 2021 vs FIU	Rebounds	4 / December 3, 2023 vs UTEP
1, 8x / December 3, 2023 vs UTEP	Assists	1, 2x / December 3, 2023 vs UTEP
1, 7x / December 19, 2023 at Seattle U	Steals	1 / December 19, 2023 at Seattle U
1, 3x / January 19, 2023 vs Florida Atlantic	Blocks	N/A
4 / February 6, 2021 vs FIU	FG Made	2 / December 19, 2023 at Seattle U
8 / February 6, 2021 vs FIU	FG Attempted	2 / December 19, 2023 at Seattle U
N/A	3PT Made	N/A
N/A	3PT Attempted	N/A
5 / November 30, 2020	FT Made	2 / December 3, 2023 vs UTEP
8 / February 6, 2021 vs FIU	FT Attempted	2 / December 3, 2023 vs UTEP
45 / February 6, 2021 vs FIU	Minutes	7, 3x / December 19, 2023 at Seattle U

#23 MCGUIRE, Kyleigh

2023-24 STATISTICS

Opponent	Date	GS	MIN	Total		3-Pointers		Free throws		Rebounds				PF	A	TO	BLK	STL	PTS	AVG
				FG-FGA	PCT	3FG-3FGA	PCT	FT-FTA	PCT	OFF	DEF	TOT	AVG							
at Arizona St.	11/06/2023		07:25	1-1	1.000	0-0	.000	0-0	.000	0	1	1	1.0	1	1	1	0	0	2	2.0
UTEP	12/03/2023		07:38	1-1	1.000	0-0	.000	2-2	1.000	1	3	4	2.5	1	1	1	0	0	4	3.0
at Seattle U	12/19/2023		07:50	2-2	1.000	0-0	.000	0-0	.000	1	1	2	2.3	1	0	0	0	1	4	3.3
Totals		0	22:53	4-4	1.000	0-0	.000	2-2	1.000	2	5	7	2.3	3	2	2	0	1	10	3.3

Player Averages

Games Played	Minutes/game	Points/game	FG Pct	3FG Pct	FT Pct	Rebounds/game	Assists/game	Turnovers/game	Assist/Turnover ratio	Steals/game	Blocks/game
3	7.6	3.3	100.0	0.0	100.0	2.3	0.7	0.7	1.0	0.3	0.0

PLAYER GAME-BY-GAME STATISTICS

25

IDARA UDO



Freshman • Forward • 6-1 • Plano, Texas • Plano East HS

Udo's Career and 2023-24 Game Highs

Career / Last	Category	2023-24 / Last
15 / December 19, 2023 at Seattle U.....	Points	15 / December 19, 2023 at Seattle U
11 / November 10, 2023 vs New Mexico State.....	Rebounds	11 / November 10, 2023 vs New Mexico State
2 / December 19, 2023 at Seattle U	Assists	2 / December 19, 2023 at Seattle U
1, 4x / November 24, 2023 at Sam Houston.....	Steals	1, 4x / November 24, 2023 at Sam Houston
4 / November 30, 2023 vs Texas State	Blocks	4 / November 30, 2023 vs Texas State
5 / December 19, 2023 at Seattle U	FG Made	5 / December 19, 2023 at Seattle U
9, 2x / December 14, 2023 vs Houston.....	FG Attempted.....	9, 2x / December 14, 2023 vs Houston
N/A	3PT Made	N/A
N/A	3PT Attempted.....	N/A
5 / December 19, 2023 at Seattle U	FT Made	5 / December 19, 2023 at Seattle U
7 / December 19, 2023 at Seattle U	FT Attempted.....	7 / December 19, 2023 at Seattle U
25 / December 14, 2023 vs Houston.....	Minutes.....	25 / December 14, 2023 vs Houston

2023-24 STATISTICS

Opponent	Date	GS	MIN	Total		3-Pointers		Free throws		Rebounds				PF	A	TO	BLK	STL	PTS	AVG
				FG-FGA	PCT	3FG-3FGA	PCT	FT-FTA	PCT	OFF	DEF	TOT	AVG							
at Arizona St.	11/06/2023		23:19	4-7	.571	0-0	.000	2-6	.333	4	5	9	9.0	4	0	2	2	1	10	10.0
New Mexico St.	11/10/2023		24:14	1-3	.333	0-0	.000	0-2	.000	4	7	11	10.0	1	1	0	2	1	2	6.0
at A&M-Corpus Christi	11/15/2023	*	11:00	1-5	.200	0-0	.000	0-2	.000	2	4	6	8.7	5	1	2	1	0	2	4.7
at UT Arlington	11/18/2023		21:03	4-9	.444	0-0	.000	1-2	.500	4	3	7	8.3	2	1	3	0	1	9	5.8
at Texas Tech	11/20/2023		14:45	1-4	.250	0-0	.000	1-1	1.000	2	2	4	7.4	5	0	4	2	0	3	5.2
at Sam Houston	11/25/2023		19:26	2-4	.500	0-0	.000	1-2	.500	3	2	5	7.0	2	0	1	1	1	5	5.2
Texas St.	11/30/2023		17:29	2-5	.400	0-0	.000	3-4	.750	1	5	6	6.9	1	0	0	4	0	7	5.4
UTEP	12/03/2023	*	15:32	1-1	1.000	0-0	.000	3-4	.750	1	1	2	6.3	2	0	0	0	0	5	5.4
Houston	12/14/2023	*	25:48	3-9	.333	0-0	.000	1-2	.500	7	1	8	6.4	3	1	1	0	0	7	5.6
at Oregon	12/17/2023	*	13:49	2-5	.400	0-0	.000	0-0	.000	1	2	3	6.1	4	0	0	0	0	4	5.4
at Seattle U	12/19/2023		16:17	5-8	.625	0-0	.000	5-7	.714	6	3	9	6.4	0	2	1	0	0	15	6.3
Totals		4	202:41	26-60	.433	0-0	.000	17-32	.531	35	35	70	6.4	29	6	14	12	4	69	6.3

Player Averages

Games Played	Minutes/game	Points/game	FG Pct	3FG Pct	FT Pct	Rebounds/game	Assists/game	Turnovers/game	Assist/Turnover ratio	Steals/game	Blocks/game
11	18.4	6.3	43.3	0.0	53.1	6.4	0.5	1.3	0.4	0.4	1.1

PLAYER GAME-BY-GAME STATISTICS

30

NISSA SAM-GRANT

Senior • Center • 6-4 • Toronto, Ontario Canada • Wheeler HS • Arkansas-Pine Bluff • Panola College



Sam-Grant's NCAA Career and 2023-24 Game Highs (* at Arkansas-Pine Bluff)

Career / Last	Category	2023-24 / Last
10 / November 21, 2019 at Illinois*	Points	4 / December 3, 2023 vs UTEP
12 / January 27, 2020 at Texas Southern*	Rebounds	3 / December 3, 2023 vs UTEP
3 / February 23, 2021 at Prairie View A&M*	Assists	1 / December 3, 2023 vs UTEP
2 / December 17, 2020 vs New Mexico*	Steals	N/A
8 / January 11, 2021 vs Alabama A&M*	Blocks	3 / December 3, 2023 vs UTEP
4 / November 21, 2019 at Illinois*	FG Made	2 / December 3, 2023 vs UTEP
7 / November 29, 2019 at Iowa State*	FG Attempted	3 / December 3, 2023 vs UTEP
1, 2x / December 21, 202 at Arkansas*	3PT Made	N/A
2 / December 20, 2019 at Texas Tech*	3PT Attempted	N/A
4 / January 25, 2020 at Prairie View A&M*	FT Made	N/A
5 / December 29, 2020 at Oklahoma*	FT Attempted	N/A
28 / December 29, 2020 at Oklahoma*	Minutes	14 / December 3, 2023 vs UTEP

2023-24 STATISTICS

#30 SAM-GRANT, Nissa

Opponent	Date	GS	MIN	Total		3-Pointers		Free throws		Rebounds				PF	A	TO	BLK	STL	PTS	AVG
				FG-FGA	PCT	3FG-3FGA	PCT	FT-FTA	PCT	OFF	DEF	TOT	AVG							
at Arizona St.	11/06/2023		01:18	0-0	.000	0-0	.000	0-0	.000	0	0	0	0.0	0	0	0	0	0	0	0.0
at A&M-Corpus Christi	11/15/2023		03:09	1-1	1.000	0-0	.000	0-0	.000	0	1	1	0.5	2	0	0	1	0	2	1.0
at Texas Tech	11/20/2023		04:37	0-0	.000	0-0	.000	0-0	.000	0	0	0	0.3	0	0	0	0	0	0	0.7
at Sam Houston	11/25/2023		01:47	0-0	.000	0-0	.000	0-0	.000	0	0	0	0.3	0	0	1	1	0	0	0.5
UTEP	12/03/2023		14:17	2-3	.667	0-0	.000	0-0	.000	0	3	3	0.8	1	1	0	3	0	4	1.2
at Oregon	12/17/2023		02:26	0-0	.000	0-0	.000	0-0	.000	0	0	0	0.7	0	0	0	0	0	0	1.0
Totals		0	27:34	3-4	.750	0-0	.000	0-0	.000	0	4	4	0.7	3	1	1	5	0	6	1.0

Player Averages

Games Played	Minutes/game	Points/game	FG Pct	3FG Pct	FT Pct	Rebounds/game	Assists/game	Turnovers/game	Assist/Turnover ratio	Steals/game	Blocks/game
6	4.6	1.0	75.0	0.0	0.0	0.7	0.2	0.2	1.0	0.0	0.8

PLAYER GAME-BY-GAME STATISTICS

32

JORDYN JENKINS

Senior • Forward • 6-0 • Kent, Washington • Kentridge HS • Southern California



Jenkins' Career and 2023-24 Game Highs (* at USC)

Career / Last	Category	2023-24 / Last
40 / February 20, 2023 at North Texas	Points	N/A
16 / January 4, 2023 vs Middle Tennessee	Rebounds	N/A
5 / January 16, 2022 vs Washington*	Assists	N/A
4 / November 26, 2022 vs St. John's	Steals	N/A
4 / November 30, 2022 at Texas State	Blocks	N/A
15 / January 11, 2023 vs UTEP	FG Made	N/A
22 / January 11, 2023 vs UTEP	FG Attempted	N/A
3, 4x / February 20, 2023 at North Texas	3PT Made	N/A
6 / March 8, 2023 vs Florida Atlantic	3PT Attempted	N/A
13 / February 20, 2023 at North Texas	FT Made	N/A
16 / February 20, 2023 at North Texas	FT Attempted	N/A
39 / February 20, 2023 at North Texas	Minutes	N/A

HAS YET TO APPEAR IN THE 2023-24 SEASON

2023-24 ROADRUNNER WOMEN'S BASKETBALL STATS



PLAYER SEASON / CAREER STATISTICS



Summary

Player	Season Statistics										Career Statistics									
	GP-GS	MIN/G	FG%	3FG%	FT%	R/G	A/G	STL	BLK	PTS/G	GP-GS	MIN/G	FG%	3FG%	FT%	R/G	A/G	STL	BLK	PTS/G
ATWOOD, Hailey	11-6	12.7	.313	.000	1.000	1.5	0.8	1	1	1.1	69-38	20.4	.326	.157	.609	3.3	0.9	28	11	3.3
COCKRELL, Madison	7-0	4.6	.364	.667	1.000	1.0	0.3	3	0	1.6	24-2	9.3	.365	.360	.647	1.3	0.7	13	0	2.8
COLEMAN, Elyssa	11-11	26.9	.440	.333	.588	7.4	0.4	7	19	10.3	73-59	24.5	.425	.205	.658	6.0	0.5	36	114	8.9
GUTTADAURO, Siena	10-0	12.5	.343	.333	.500	1.3	0.7	0	0	3.5	38-3	12.1	.292	.293	.583	1.2	0.7	9	1	2.8
LINTON, Maya	10-7	19.7	.350	.000	.630	5.1	0.4	15	0	4.5	41-8	16.4	.385	.000	.646	3.9	0.4	28	8	2.7
LOVE, Sidney	11-11	31.7	.396	.240	.870	3.5	3.0	17	2	12.2	40-35	29.6	.416	.321	.835	3.6	2.5	54	6	10.6
LUCIO, Emma	2-0	8.5	.333	.500	.000	1.0	0.0	0	0	1.5	2-0	8.5	.333	.500	.000	1.0	0.0	0	0	1.5
MCGUIRE, Kyleigh	3-0	7.6	1.000	.000	1.000	2.3	0.7	1	0	3.3	45-7	9.5	.410	.000	.578	2.0	0.2	7	3	1.7
PARKER, Alexis	10-3	10.0	.190	.000	.357	1.2	0.5	4	1	1.3	34-4	11.9	.324	.206	.357	1.2	0.7	15	2	1.9
PROCTOR, Aysia	11-2	22.2	.505	.238	.500	5.5	0.9	6	3	9.4	11-2	22.2	.505	.238	.500	5.5	0.9	6	3	9.4
ROWE, Cheyenne	10-0	11.3	.500	.000	.538	3.5	0.4	2	2	3.3	26-0	9.8	.583	.000	.556	2.8	0.2	4	6	2.7
SAM-GRANT, Nissa	6-0	4.6	.750	.000	.000	0.7	0.2	0	5	1.0	6-0	4.6	.750	.000	.000	0.7	0.2	0	5	1.0
UDO, Idara	11-4	18.4	.433	.000	.531	6.4	0.5	4	12	6.3	11-4	18.4	.433	.000	.531	6.4	0.5	4	12	6.3
WHITE, Kyra	11-11	35.0	.313	.300	.647	5.3	4.2	10	15	10.6	120-65	23.3	.350	.277	.667	2.9	2.6	93	67	4.2

Scoring

Player	Season Statistics								Career Statistics							
	FG-FGA	FG%	3FG-3FGA	3FG%	FT-FTA	FT%	PTS	PTS/G	FG-FGA	FG%	3FG-3FGA	3FG%	FT-FTA	FT%	PTS	PTS/G
ATWOOD, Hailey	5-16	.313	0-3	.000	2-2	1.000	12	1.1	95-291	.326	13-83	.157	28-46	.609	231	3.3
COCKRELL, Madison	4-11	.364	2-3	.667	1-1	1.000	11	1.6	23-63	.365	9-25	.360	11-17	.647	66	2.8
COLEMAN, Elyssa	51-116	.440	1-3	.333	10-17	.588	113	10.3	271-638	.425	8-39	.205	100-152	.658	650	8.9
GUTTADAURO, Siena	12-35	.343	10-30	.333	1-2	.500	35	3.5	35-120	.292	29-99	.293	7-12	.583	106	2.8
LINTON, Maya	14-40	.350	0-4	.000	17-27	.630	45	4.5	40-104	.385	0-5	.000	31-48	.646	111	2.7
LOVE, Sidney	44-111	.396	6-25	.240	40-46	.870	134	12.2	152-365	.416	35-109	.321	86-103	.835	425	10.6
LUCIO, Emma	1-3	.333	1-2	.500	0-0	.000	3	1.5	1-3	.333	1-2	.500	0-0	.000	3	1.5
MCGUIRE, Kyleigh	4-4	1.000	0-0	.000	2-2	1.000	10	3.3	25-61	.410	0-0	.000	26-45	.578	76	1.7
PARKER, Alexis	4-21	.190	0-8	.000	5-14	.357	13	1.3	23-71	.324	7-34	.206	10-28	.357	63	1.9
PROCTOR, Aysia	47-93	.505	5-21	.238	4-8	.500	103	9.4	47-93	.505	5-21	.238	4-8	.500	103	9.4
ROWE, Cheyenne	13-26	.500	0-1	.000	7-13	.538	33	3.3	28-48	.583	0-1	.000	15-27	.556	71	2.7
SAM-GRANT, Nissa	3-4	.750	0-0	.000	0-0	.000	6	1.0	3-4	.750	0-0	.000	0-0	.000	6	1.0
UDO, Idara	26-60	.433	0-0	.000	17-32	.531	69	6.3	26-60	.433	0-0	.000	17-32	.531	69	6.3
WHITE, Kyra	40-128	.313	15-50	.300	22-34	.647	117	10.6	192-549	.350	52-188	.277	68-102	.667	504	4.2

Totals

Player	Season Statistics										Career Statistics									
	O-REB	D-REB	TOTAL	PF	FO	A	TO	A/TO	O-REB	D-REB	TOTAL	PF	FO	A	TO	A/TO				
ATWOOD, Hailey	4	12	16	16	0	9	18	0.5	87	144	231	123	0	64	109	0.6				
COCKRELL, Madison	2	5	7	3	0	2	6	0.3	9	23	32	27	1	17	26	0.7				
COLEMAN, Elyssa	25	56	81	35	3	4	24	0.2	174	265	439	216	11	35	137	0.3				
GUTTADAURO, Siena	3	10	13	8	0	7	12	0.6	12	33	45	19	0	27	31	0.9				
LINTON, Maya	25	26	51	34	3	4	8	0.5	75	86	161	119	4	17	45	0.4				
LOVE, Sidney	7	32	39	29	1	33	34	1.0	38	107	145	106	1	100	115	0.9				
LUCIO, Emma	0	2	2	1	0	0	2	0.0	0	2	2	1	0	0	2	0.0				
MCGUIRE, Kyleigh	2	5	7	3	0	2	2	1.0	40	52	92	77	3	9	25	0.4				
PARKER, Alexis	5	7	12	7	0	5	11	0.5	13	27	40	36	0	23	27	0.9				
PROCTOR, Aysia	19	42	61	18	1	10	23	0.4	19	42	61	18	1	10	23	0.4				
ROWE, Cheyenne	18	17	35	10	0	4	4	1.0	41	33	74	34	1	6	12	0.5				
SAM-GRANT, Nissa	0	4	4	3	0	1	1	1.0	0	4	4	3	0	1	1	1.0				
UDO, Idara	35	35	70	29	2	6	14	0.4	35	35	70	29	2	6	14	0.4				
WHITE, Kyra	8	50	58	23	0	46	39	1.2	48	301	349	196	3	316	253	1.2				

2023-24 ROADRUNNER WOMEN'S BASKETBALL STATS



TEAM AND OPPONENTS STATISTICS



	UTSA	OPP
Scoring	704	691
Points per game	64.0	62.8
Scoring margin	+1.2	-
Field goals-att	268-668	234-657
Field goal pct	.401	.356
3 point fg-att	40-150	61-222
3-point FG pct	.267	.275
3-pt FG made per game	3.6	5.5
Free throws-att	128-198	162-246
Free throw pct	.646	.659
F-Throws made per game	11.6	14.7
Rebounds	511	370
Rebounds per game	46.5	33.6
Rebounding margin	+12.8	-
Assists	133	129
Assists per game	12.1	11.7
Turnovers	210	142
Turnovers per game	19.1	12.9
Turnover margin	-6.2	-
Assist/turnover ratio	0.6	0.9
Steals	70	107
Steals per game	6.4	9.7
Blocks	60	42
Blocks per game	5.5	3.8
Winning streak	1	-
Home win streak	0	-
Attendance	4042	12710
Home games-Avg/Game	4-1011	7-1816
Neutral site-Avg/Game	-	0-0

Score by Periods

Team	1st	2nd	3rd	4th	OT	TOT
UTSA	148	158	192	188	18	704
Opponents	180	188	144	160	19	691

2023-24 ROADRUNNER WOMEN'S BASKETBALL STATS



INDIVIDUAL GAME HIGHS



POINTS	26		Sidney Love at UT Arlington (11/18/2023)
	23		Elyssa Coleman vs UTEP (12/03/2023)
	20		Aysia Proctor at Oregon (12/17/2023)
	19		Aysia Proctor vs Houston (12/14/2023)
	19		Aysia Proctor vs New Mexico St. (11/10/2023)
FIELD GOALS MADE	11		Elyssa Coleman vs UTEP (12/03/2023)
	9		Aysia Proctor at Oregon (12/17/2023)
	9		Aysia Proctor vs Houston (12/14/2023)
FIELD GOAL ATTEMPTS	21		Aysia Proctor at Oregon (12/17/2023)
	19		Kyra White vs Houston (12/14/2023)
FIELD GOAL PERCENTAGE (min 5 made)	.889	(8-9)	Aysia Proctor vs New Mexico St. (11/10/2023)
	.846	(11-13)	Elyssa Coleman vs UTEP (12/03/2023)
3 PT FG MADE	4		Kyra White vs Houston (12/14/2023)
	4		Siena Guttadauro vs UTEP (12/03/2023)
3 PT FG ATTEMPTS	8		Kyra White vs Houston (12/14/2023)
	8		Kyra White vs New Mexico St. (11/10/2023)
3 PT FG PERCENTAGE (min 2 made)	.800	(4-5)	Siena Guttadauro vs UTEP (12/03/2023)
	.667	(2-3)	Aysia Proctor vs New Mexico St. (11/10/2023)
FREE THROWS MADE	13		Sidney Love at UT Arlington (11/18/2023)
	5		Idara Udo at Seattle U (12/19/2023)
	5		Sidney Love at Oregon (12/17/2023)
	5		Sidney Love at Sam Houston (11/25/2023)
	5		Kyra White at A&M-Corpus Christi (11/15/2023)
FREE THROW ATTEMPTS	15		Sidney Love at UT Arlington (11/18/2023)
	8		Maya Linton at Sam Houston (11/25/2023)
FREE THROW PERCENTAGE (min 3 made)	1.000	(5-5)	Sidney Love at Oregon (12/17/2023)
	1.000	(4-4)	Elyssa Coleman at Seattle U (12/19/2023)
	1.000	(4-4)	Sidney Love at A&M-Corpus Christi (11/15/2023)
	1.000	(3-3)	Kyra White at Sam Houston (11/25/2023)
	1.000	(3-3)	Sidney Love at Texas Tech (11/20/2023)
	1.000	(3-3)	Maya Linton vs New Mexico St. (11/10/2023)
REBOUNDS	13		Elyssa Coleman at Oregon (12/17/2023)
	11		Aysia Proctor at Oregon (12/17/2023)
	11		Idara Udo vs New Mexico St. (11/10/2023)
ASSISTS	7		Kyra White vs UTEP (12/03/2023)
	7		Sidney Love vs UTEP (12/03/2023)
STEALS	3		Maya Linton at Seattle U (12/19/2023)
	3		Sidney Love at Oregon (12/17/2023)
	3		Sidney Love at Sam Houston (11/25/2023)
	3		Sidney Love at A&M-Corpus Christi (11/15/2023)
	3		Kyra White vs New Mexico St. (11/10/2023)
	3		Maya Linton at Arizona St. (11/06/2023)
BLOCKED SHOTS	4		Kyra White vs Texas St. (11/30/2023)
	4		Idara Udo vs Texas St. (11/30/2023)
	4		Elyssa Coleman vs New Mexico St. (11/10/2023)
TURNOVERS	6		Sidney Love at Oregon (12/17/2023)
	6		Kyra White vs Houston (12/14/2023)
	6		Kyra White at Sam Houston (11/25/2023)
	6		Kyra White at Texas Tech (11/20/2023)
	6		Aysia Proctor at Texas Tech (11/20/2023)

2023-24 ROADRUNNER WOMEN'S BASKETBALL STATS



OPPONENTS INDIVIDUAL GAME HIGHS



POINTS	18		Bailey Maupin at Texas Tech (11/20/2023)
	17		Julianna Walker at Seattle U (12/19/2023)
	17		Aaliyah Stanton vs UTEP (12/03/2023)
	17		Alecia Westbrook at A&M-Corpus Christi (11/15/2023)
	17		Tylie Jones vs New Mexico St. (11/10/2023)
	17		Jaddan Simmons at Arizona St. (11/06/2023)
FIELD GOALS MADE	7		Aaliyah Stanton vs UTEP (12/03/2023)
	6		Tylie Jones vs New Mexico St. (11/10/2023)
FIELD GOAL ATTEMPTS	17		Sydnee Kemp at Sam Houston (11/25/2023)
	15		Jordyn Merritt at Texas Tech (11/20/2023)
FIELD GOAL PERCENTAGE (min 5 made)	.714	(5-7)	Mireia Aguado at A&M-Corpus Christi (11/15/2023)
	.625	(5-8)	Makayla Moore at Seattle U (12/19/2023)
3 PT FG MADE	4		Julianna Walker at Seattle U (12/19/2023)
	4		Tylie Jones vs New Mexico St. (11/10/2023)
3 PT FG ATTEMPTS	9		Sydnee Kemp at Sam Houston (11/25/2023)
	8		Julianna Walker at Seattle U (12/19/2023)
3 PT FG PERCENTAGE (min 2 made)	.800	(4-5)	Tylie Jones vs New Mexico St. (11/10/2023)
	.750	(3-4)	Maggie Besselink at Arizona St. (11/06/2023)
FREE THROWS MADE	10		Jaddan Simmons at Arizona St. (11/06/2023)
	8		Erin Wilson vs UTEP (12/03/2023)
FREE THROW ATTEMPTS	12		Jaddan Simmons at Arizona St. (11/06/2023)
	11		Alecia Westbrook at A&M-Corpus Christi (11/15/2023)
FREE THROW PERCENTAGE (min 3 made)	1.000	(8-8)	Erin Wilson vs UTEP (12/03/2023)
	1.000	(6-6)	Chance Gray at Oregon (12/17/2023)
	1.000	(5-5)	Laila Blair vs Houston (12/14/2023)
REBOUNDS	11		Jaylin Foster vs Texas St. (11/30/2023)
	10		Grace VanSlooten at Oregon (12/17/2023)
	10		Avery Brittingham at UT Arlington (11/18/2023)
ASSISTS	9		Peyton Howard at Seattle U (12/19/2023)
	5		Kennedi Williams at Oregon (12/17/2023)
	5		Avery Brittingham at UT Arlington (11/18/2023)
	5		Alecia Westbrook at A&M-Corpus Christi (11/15/2023)
STEALS	4		Mya Moore at Seattle U (12/19/2023)
	4		Jane Asinde vs UTEP (12/03/2023)
	4		Jordyn Merritt at Texas Tech (11/20/2023)
	4		Sabou Gueye vs New Mexico St. (11/10/2023)
	4		Jaddan Simmons at Arizona St. (11/06/2023)
	4		Grace VanSlooten at Oregon (12/17/2023)
BLOCKED SHOTS	4		Nabaweeyah McGill at A&M-Corpus Christi (11/15/2023)
	4		Nabaweeyah McGill at A&M-Corpus Christi (11/15/2023)
TURNOVERS	6		Mireia Aguado at A&M-Corpus Christi (11/15/2023)
	5		Adela Valkova at UT Arlington (11/18/2023)
	5		Jalyn Brown at Arizona St. (11/06/2023)
FOULS	5		Tiffany Tullis vs Texas St. (11/30/2023)
	5		Diana Rosenthal at Sam Houston (11/25/2023)
	5		Gia Adams at UT Arlington (11/18/2023)
	5		Nabaweeyah McGill at A&M-Corpus Christi (11/15/2023)

2023-24 ROADRUNNER WOMEN'S BASKETBALL STATS



STATISTICAL LEADERS



Points

##	Player	G	Pts	Pts/G
11	Love, Sidney	11	134	12.2
22	White, Kyra	11	117	10.6
0	Coleman, Elyssa	11	113	10.3
12	Proctor, Aysia	11	103	9.4
25	Udo, Idara	11	69	6.3
20	Linton, Maya	10	45	4.5
4	Guttadauro, Siena	10	35	3.5
21	Rowe, Cheyenne	10	33	3.3
2	Parker, Alexis	10	13	1.3
1	Atwood, Hailey	11	12	1.1
5	Cockrell, Madison	7	11	1.6
23	McGuire, Kyleigh	3	10	3.3
30	Sam-Grant, Nissa	6	6	1.0
3	Lucio, Emma	2	3	1.5

Scoring Average

##	Player	G	Pts	Pts/G
11	Love, Sidney	11	134	12.2
22	White, Kyra	11	117	10.6
0	Coleman, Elyssa	11	113	10.3
12	Proctor, Aysia	11	103	9.4
25	Udo, Idara	11	69	6.3
20	Linton, Maya	10	45	4.5
4	Guttadauro, Siena	10	35	3.5
23	McGuire, Kyleigh	3	10	3.3
21	Rowe, Cheyenne	10	33	3.3
5	Cockrell, Madison	7	11	1.6
3	Lucio, Emma	2	3	1.5
2	Parker, Alexis	10	13	1.3
1	Atwood, Hailey	11	12	1.1
30	Sam-Grant, Nissa	6	6	1.0

Field Goal Percentage

##	Player	FG	Att	Pct
23	McGuire, Kyleigh	4	4	1.000
30	Sam-Grant, Nissa	3	4	.750
12	Proctor, Aysia	47	93	.505
21	Rowe, Cheyenne	13	26	.500
0	Coleman, Elyssa	51	116	.440
25	Udo, Idara	26	60	.433
11	Love, Sidney	44	111	.396
5	Cockrell, Madison	4	11	.364
20	Linton, Maya	14	40	.350
4	Guttadauro, Siena	12	35	.343
3	Lucio, Emma	1	3	.333
22	White, Kyra	40	128	.313
1	Atwood, Hailey	5	16	.313
2	Parker, Alexis	4	21	.190

Field Goal Attempts

##	Player	G	Att	Att/G
22	White, Kyra	11	128	11.6
0	Coleman, Elyssa	11	116	10.5
11	Love, Sidney	11	111	10.1
12	Proctor, Aysia	11	93	8.5
25	Udo, Idara	11	60	5.5

Field Goals Made

##	Player	G	Made	Made/G
0	Coleman, Elyssa	11	51	4.6
12	Proctor, Aysia	11	47	4.3
11	Love, Sidney	11	44	4.0
22	White, Kyra	11	40	3.6
25	Udo, Idara	11	26	2.4

2023-24 ROADRUNNER WOMEN'S BASKETBALL STATS



STATISTICAL LEADERS CONT.



3-Point FG Percentage

##	Player	3FG	Att	Pct
5	Cockrell, Madison	2	3	.667
3	Lucio, Emma	1	2	.500
0	Coleman, Elyssa	1	3	.333
4	Guttadauro, Siena	10	30	.333
22	White, Kyra	15	50	.300
11	Love, Sidney	6	25	.240
12	Proctor, Aysia	5	21	.238

3-Point FG Attempts

##	Player	G	Att	Att/G
22	White, Kyra	11	50	4.5
4	Guttadauro, Siena	10	30	3.0
11	Love, Sidney	11	25	2.3
12	Proctor, Aysia	11	21	1.9
2	Parker, Alexis	10	8	0.8

3-Point FG Made

##	Player	G	Made	Made/G
22	White, Kyra	11	15	1.4
4	Guttadauro, Siena	10	10	1.0
11	Love, Sidney	11	6	0.5
12	Proctor, Aysia	11	5	0.5
5	Cockrell, Madison	7	2	0.3

Free Throw Percentage

##	Player	Made	Att	Pct
23	McGuire, Kyleigh	2	2	1.000
5	Cockrell, Madison	1	1	1.000
1	Atwood, Hailey	2	2	1.000
11	Love, Sidney	40	46	.870
22	White, Kyra	22	34	.647
20	Linton, Maya	17	27	.630
0	Coleman, Elyssa	10	17	.588
21	Rowe, Cheyenne	7	13	.538
25	Udo, Idara	17	32	.531
12	Proctor, Aysia	4	8	.500
4	Guttadauro, Siena	1	2	.500
2	Parker, Alexis	5	14	.357

Free Throw Attempts

##	Player	G	Att	Att/G
11	Love, Sidney	11	46	4.2
22	White, Kyra	11	34	3.1
25	Udo, Idara	11	32	2.9
20	Linton, Maya	10	27	2.7
0	Coleman, Elyssa	11	17	1.5

Free Throws Made

##	Player	G	Made	Made/G
11	Love, Sidney	11	40	3.6
22	White, Kyra	11	22	2.0
25	Udo, Idara	11	17	1.5
20	Linton, Maya	10	17	1.7
0	Coleman, Elyssa	11	10	0.9

Rebounds

##	Player	G	Reb	Reb/G
0	Coleman, Elyssa	11	81	7.4
25	Udo, Idara	11	70	6.4
12	Proctor, Aysia	11	61	5.5
22	White, Kyra	11	58	5.3
20	Linton, Maya	10	51	5.1

Assists

##	Player	G	Ast	Ast/G
22	White, Kyra	11	46	4.2
11	Love, Sidney	11	33	3.0
12	Proctor, Aysia	11	10	0.9
1	Atwood, Hailey	11	9	0.8
4	Guttadauro, Siena	10	7	0.7

Rebounds Average

##	Player	G	Reb	Reb/G
0	Coleman, Elyssa	11	81	7.4
25	Udo, Idara	11	70	6.4
12	Proctor, Aysia	11	61	5.5
22	White, Kyra	11	58	5.3
20	Linton, Maya	10	51	5.1

Steals

##	Player	G	Stl	Stl/G
11	Love, Sidney	11	17	1.5
20	Linton, Maya	10	15	1.5
22	White, Kyra	11	10	0.9
0	Coleman, Elyssa	11	7	0.6
12	Proctor, Aysia	11	6	0.5

2023-24 ROADRUNNER WOMEN'S BASKETBALL STATS



STATISTICAL LEADERS CONT.



Offensive Rebounds

##	Player	G	OReb	OReb/G
25	Udo, Idara	11	35	3.2
0	Coleman, Elyssa	11	25	2.3
20	Linton, Maya	10	25	2.5
12	Proctor, Aysia	11	19	1.7
21	Rowe, Cheyenne	10	18	1.8

Blocked Shots

##	Player	G	Blk	Blk/G
0	Coleman, Elyssa	11	19	1.7
22	White, Kyra	11	15	1.4
25	Udo, Idara	11	12	1.1
30	Sam-Grant, Nissa	6	5	0.8
12	Proctor, Aysia	11	3	0.3

Defensive Rebounds

##	Player	G	DReb	DReb/G
0	Coleman, Elyssa	11	56	5.1
22	White, Kyra	11	50	4.5
12	Proctor, Aysia	11	42	3.8
25	Udo, Idara	11	35	3.2
11	Love, Sidney	11	32	2.9

Minutes

##	Player	G	Min	Min/G
22	White, Kyra	11	385	34:59
11	Love, Sidney	11	348	31:39
0	Coleman, Elyssa	11	296	26:56
12	Proctor, Aysia	11	244	22:11
25	Udo, Idara	11	203	18:26

Fouls

##	Player	G	PF	PF/G
0	Coleman, Elyssa	11	35	3.2
20	Linton, Maya	10	34	3.4
11	Love, Sidney	11	29	2.6
25	Udo, Idara	11	29	2.6
22	White, Kyra	11	23	2.1

Turnovers

##	Player	G	TO	TO/G
22	White, Kyra	11	39	3.5
11	Love, Sidney	11	34	3.1
0	Coleman, Elyssa	11	24	2.2
12	Proctor, Aysia	11	23	2.1
1	Atwood, Hailey	11	18	1.6

Foul Outs

##	Player	G	FO
0	Coleman, Elyssa	11	3
20	Linton, Maya	10	3
25	Udo, Idara	11	2
11	Love, Sidney	11	1
12	Proctor, Aysia	11	1

2023-24 ROADRUNNER WOMEN'S BASKETBALL STATS



TEAM GAME-BY-GAME



Game Records

Record	Overall	Home	Away	Neutral
ALL GAMES	6-5	2-2	4-3	0-0
CONFERENCE	0-0	0-0	0-0	0-0
NON-CONFERENCE	6-5	2-2	4-3	0-0

Team Results

Date	Opponent		Score	Att.	High Points	High Rebounds
11/06/2023	at Arizona St.	L	55-70	821	(10) LINTON, Maya (10) UDO, Idara	(9) ROWE, Cheyenne (9) UDO, Idara
11/10/2023	New Mexico St.	W	58-55	712	(19) PROCTOR, Aysia	(11) UDO, Idara
11/15/2023	at A&M-Corpus Christi	Wot	66-59	779	(18) WHITE, Kyra	(7) LINTON, Maya (7) ROWE, Cheyenne
11/18/2023	at UT Arlington	W	70-66	832	(26) LOVE, Sidney	(10) LINTON, Maya
11/20/2023	at Texas Tech	L	58-63	4155	(18) LOVE, Sidney	(8) WHITE, Kyra (8) COLEMAN, Elyssa
11/25/2023	at Sam Houston	W	63-56	235	(17) COLEMAN, Elyssa	(8) PROCTOR, Aysia
11/30/2023	Texas St.	Lot	57-65	1535	(11) COLEMAN, Elyssa (11) GUTTADAURO, Siena (11) LOVE, Sidney	(9) COLEMAN, Elyssa
12/03/2023	UTEP	W	90-66	926	(23) COLEMAN, Elyssa	(8) COLEMAN, Elyssa
12/14/2023	Houston	L	64-66	869	(19) PROCTOR, Aysia	(8) WHITE, Kyra (8) UDO, Idara
12/17/2023	at Oregon	L	48-61	5549	(20) PROCTOR, Aysia	(13) COLEMAN, Elyssa
12/19/2023	at Seattle U	W	75-64	339	(18) COLEMAN, Elyssa	(9) COLEMAN, Elyssa (9) UDO, Idara

Attendance Summary

	Games	Attend	Avg/Game
Home	4	4042	1011
Away	7	12710	1816
Neutral	0	0	0
Total	11	16752	1523

2023-24 ROADRUNNER WOMEN'S BASKETBALL STATS



TEAM GAME HIGHS



POINTS	90		UTEP (12/03/2023)
	75		at Seattle U (12/19/2023)
	70		at UT Arlington (11/18/2023)
	66		at A&M-Corpus Christi (11/15/2023)
	64		Houston (12/14/2023)
FIELD GOALS MADE	35		UTEP (12/03/2023)
	29		at Seattle U (12/19/2023)
FIELD GOAL ATTEMPTS	77		at Oregon (12/17/2023)
	67		Texas St. (11/30/2023)
FIELD GOAL PERCENTAGE	.583	(35-60)	UTEP (12/03/2023)
	.460	(29-63)	at Seattle U (12/19/2023)
3 PT FG MADE	8		UTEP (12/03/2023)
	5		Houston (12/14/2023)
	5		at A&M-Corpus Christi (11/15/2023)
3 PT FG ATTEMPTS	18		at Oregon (12/17/2023)
	18		UTEP (12/03/2023)
	18		at A&M-Corpus Christi (11/15/2023)
	18		New Mexico St. (11/10/2023)
3 PT FG PERCENTAGE	.500	(2-4)	at Sam Houston (11/25/2023)
	.444	(8-18)	UTEP (12/03/2023)
FREE THROWS MADE	20		at UT Arlington (11/18/2023)
	17		at Sam Houston (11/25/2023)
FREE THROW ATTEMPTS	29		at Sam Houston (11/25/2023)
	29		at UT Arlington (11/18/2023)
FREE THROW PERCENTAGE	.857	(6-7)	at Oregon (12/17/2023)
	.800	(12-15)	UTEP (12/03/2023)
REBOUNDS	57		at Oregon (12/17/2023)
	53		at Sam Houston (11/25/2023)
ASSISTS	22		UTEP (12/03/2023)
	17		at Seattle U (12/19/2023)
STEALS	10		at Seattle U (12/19/2023)
	9		at A&M-Corpus Christi (11/15/2023)
	9		New Mexico St. (11/10/2023)
BLOCKED SHOTS	11		Texas St. (11/30/2023)
	9		at Sam Houston (11/25/2023)
TURNOVERS	31		at Texas Tech (11/20/2023)
	23		at Sam Houston (11/25/2023)
FOULS	28		at A&M-Corpus Christi (11/15/2023)
	25		at Arizona St. (11/06/2023)

2023-24 ROADRUNNER WOMEN'S BASKETBALL STATS



OPPONENT GAME HIGHS



POINTS	70	at Arizona St. (11/06/2023)
	66	Houston (12/14/2023)
	66	UTEP (12/03/2023)
	66	at UT Arlington (11/18/2023)
	65	Texas St. (11/30/2023)
FIELD GOALS MADE	25	at UT Arlington (11/18/2023)
	24	UTEP (12/03/2023)
FIELD GOAL ATTEMPTS	69	Texas St. (11/30/2023)
	69	at Sam Houston (11/25/2023)
FIELD GOAL PERCENTAGE	.404 (23-57)	at Seattle U (12/19/2023)
	.403 (25-62)	at UT Arlington (11/18/2023)
3 PT FG MADE	9	at Arizona St. (11/06/2023)
	7	at Texas Tech (11/20/2023)
3 PT FG ATTEMPTS	26	at Arizona St. (11/06/2023)
	24	at Sam Houston (11/25/2023)
	24	at Texas Tech (11/20/2023)
3 PT FG PERCENTAGE	.353 (6-17)	New Mexico St. (11/10/2023)
	.346 (9-26)	at Arizona St. (11/06/2023)
FREE THROWS MADE	19	at Oregon (12/17/2023)
	18	at Sam Houston (11/25/2023)
FREE THROW ATTEMPTS	32	at A&M-Corpus Christi (11/15/2023)
	28	at Arizona St. (11/06/2023)
FREE THROW PERCENTAGE	.850 (17-20)	Houston (12/14/2023)
	.813 (13-16)	UTEP (12/03/2023)
REBOUNDS	49	Texas St. (11/30/2023)
	37	at Sam Houston (11/25/2023)
ASSISTS	19	at UT Arlington (11/18/2023)
	16	at Oregon (12/17/2023)
STEALS	16	at Texas Tech (11/20/2023)
	13	Houston (12/14/2023)
BLOCKED SHOTS	13	at Oregon (12/17/2023)
	6	at Seattle U (12/19/2023)
	6	at A&M-Corpus Christi (11/15/2023)
TURNOVERS	17	at A&M-Corpus Christi (11/15/2023)
	16	at Seattle U (12/19/2023)
FOULS	25	at Sam Houston (11/25/2023)
	25	at Arizona St. (11/06/2023)

2023-24 ROADRUNNER WOMEN'S BASKETBALL STATS



TEAM GAME LOWS



POINTS	48		at Oregon (12/17/2023)
	55		at Arizona St. (11/06/2023)
	57		Texas St. (11/30/2023)
	58		at Texas Tech (11/20/2023)
	58		New Mexico St. (11/10/2023)
FIELD GOALS MADE	20		at Oregon (12/17/2023)
	20		at Arizona St. (11/06/2023)
FIELD GOAL ATTEMPTS	51		at Sam Houston (11/25/2023)
	51		at Texas Tech (11/20/2023)
FIELD GOAL PERCENTAGE	.260	(20-77)	at Oregon (12/17/2023)
	.343	(23-67)	Texas St. (11/30/2023)
3 PT FG MADE	2		at Seattle U (12/19/2023)
	2		at Oregon (12/17/2023)
	2		at Sam Houston (11/25/2023)
	2		at UT Arlington (11/18/2023)
	2		at Arizona St. (11/06/2023)
3 PT FG ATTEMPTS	4		at Sam Houston (11/25/2023)
	9		at Seattle U (12/19/2023)
3 PT FG PERCENTAGE	.111	(2-18)	at Oregon (12/17/2023)
	.154	(2-13)	at Arizona St. (11/06/2023)
FREE THROWS MADE	6		at Oregon (12/17/2023)
	7		Houston (12/14/2023)
	7		Texas St. (11/30/2023)
FREE THROW ATTEMPTS	7		at Oregon (12/17/2023)
	10		Houston (12/14/2023)
FREE THROW PERCENTAGE	.526	(10-19)	New Mexico St. (11/10/2023)
	.542	(13-24)	at Arizona St. (11/06/2023)
REBOUNDS	40		at Seattle U (12/19/2023)
	42		UTEP (12/03/2023)
ASSISTS	6		at Texas Tech (11/20/2023)
	7		at Sam Houston (11/25/2023)
STEALS	1		UTEP (12/03/2023)
	2		Texas St. (11/30/2023)
BLOCKED SHOTS	0		at Oregon (12/17/2023)
	3		Houston (12/14/2023)
	3		at UT Arlington (11/18/2023)
TURNOVERS	12		Texas St. (11/30/2023)
	13		at Seattle U (12/19/2023)
FOULS	12		Houston (12/14/2023)
	13		UTEP (12/03/2023)

2023-24 ROADRUNNER WOMEN'S BASKETBALL STATS



OPPONENT GAME LOWS



POINTS	55		New Mexico St. (11/10/2023)
	56		at Sam Houston (11/25/2023)
	59		at A&M-Corpus Christi (11/15/2023)
	61		at Oregon (12/17/2023)
	63		at Texas Tech (11/20/2023)
FIELD GOALS MADE	17		at Sam Houston (11/25/2023)
	18		at Oregon (12/17/2023)
FIELD GOAL ATTEMPTS	51		at Oregon (12/17/2023)
	51		at A&M-Corpus Christi (11/15/2023)
FIELD GOAL PERCENTAGE	.246	(17-69)	at Sam Houston (11/25/2023)
	.333	(23-69)	Texas St. (11/30/2023)
3 PT FG MADE	3		at A&M-Corpus Christi (11/15/2023)
	4		at Sam Houston (11/25/2023)
3 PT FG ATTEMPTS	14		at A&M-Corpus Christi (11/15/2023)
	16		UTEP (12/03/2023)
3 PT FG PERCENTAGE	.167	(4-24)	at Sam Houston (11/25/2023)
	.214	(3-14)	at A&M-Corpus Christi (11/15/2023)
FREE THROWS MADE	11		at UT Arlington (11/18/2023)
	11		New Mexico St. (11/10/2023)
FREE THROW ATTEMPTS	16		at Seattle U (12/19/2023)
	16		UTEP (12/03/2023)
FREE THROW PERCENTAGE	.500	(16-32)	at A&M-Corpus Christi (11/15/2023)
	.550	(11-20)	New Mexico St. (11/10/2023)
REBOUNDS	24		UTEP (12/03/2023)
	30		at Seattle U (12/19/2023)
	30		at Texas Tech (11/20/2023)
	30		at UT Arlington (11/18/2023)
ASSISTS	9		at Seattle U (12/19/2023)
	9		Texas St. (11/30/2023)
	9		New Mexico St. (11/10/2023)
STEALS	6		at Seattle U (12/19/2023)
	6		Texas St. (11/30/2023)
BLOCKED SHOTS	0		at Sam Houston (11/25/2023)
	1		New Mexico St. (11/10/2023)
	1		at Arizona St. (11/06/2023)
TURNOVERS	8		Texas St. (11/30/2023)
	9		Houston (12/14/2023)
FOULS	9		at Oregon (12/17/2023)
	12		UTEP (12/03/2023)

AROUND THE AMERICAN

2023-24 AAC WEEKLY WBB SCHEDULE ALL TIMES ET

Saturday, December 30

South Carolina at East Carolina	12:00 PM
UTSA at Temple	1:00 PM
UAB at Florida Atlantic	1:00 PM
Tulsa at Memphis	3:00 PM
Tulane at Wichita State	3:00 PM
North Texas at Charlotte	4:00 PM
SMU at South Florida	7:00 PM

Tuesday, January 2

UTSA at East Carolina	6:00 PM
North Texas at Temple	7:00 PM
Tulane at Tulsa	7:30 PM

Wednesday, January 3

Charlotte at South Florida	7:00 PM
Memphis at UAB	7:00 PM
Wichita State at Rice	8:00 PM
North Texas at Montana State	8:00 PM

For the complete schedule, visit theamerican.org



AMERICAN
ATHLETIC CONFERENCE

2023-24 AAC WEEKLY AWARDS

<p>November 13</p> <p>Player of the Week: Delanie Crawford, Jr., G, Tulsa Freshman of the Week: Karina Gordon, Fr., G, East Carolina</p> <p>November 20</p> <p>Player of the Week: Tiara Young, Gr., G, SMU Freshman of the Week: Vittoria Blasigh, Fr., G, South Florida</p> <p>November 27</p> <p>Player of the Week: Temira Poindexter, Jr., F, Tulsa Freshman of the Week: Salese Blow, Fr., G, Wichita State</p> <p>December 4</p> <p>Player of the Week: Danae McNeal, East Carolina Freshman of the Week: Jade Weathersby, F, UAB</p> <p>December 10</p> <p>Player of the Week: DesiRay Kernal, Gr., F, North Texas Freshman of the Week: Vittoria Blasigh, Fr., G, South Florida</p> <p>December 18</p> <p>Player of the Week: Mia Moore, R-So., G, UAB Freshman of the Week: Jade Weathersby, Fr., F, UAB</p> <p>December 26</p> <p>Player of the Week: Amiya Joyner, So., F, East Carolina Freshman of the Week: Idara Udo, Fr., F, UTSA</p> <p>January 1</p> <p>Player of the Week: Freshman of the Week:</p> <p>January 8</p> <p>Player of the Week: Freshman of the Week:</p>	<p>January 15</p> <p>Player of the Week: Freshman of the Week:</p> <p>January 22</p> <p>Player of the Week: Freshman of the Week:</p> <p>January 29</p> <p>Player of the Week: Freshman of the Week:</p> <p>February 5</p> <p>Player of the Week: Freshman of the Week:</p> <p>February 12</p> <p>Player of the Week: Freshman of the Week:</p> <p>February 19</p> <p>Player of the Week: Freshman of the Week:</p> <p>February 26</p> <p>Player of the Week: Freshman of the Week:</p> <p>March 4</p> <p>Player of the Week: Freshman of the Week:</p>
--	---

AP Poll • Dec. 24, 2023

#	School (1st)	W-L	Pts.	Prev.
1	South Carolina (36)	11-0	900	1
2	UCLA	11-0	861	2
3	NC State	12-0	802	3
4	Iowa	12-1	758	4
5	Texas	12-0	745	5
6	Southern Cal	10-0	685	6
7	LSU	12-1	676	7
8	Colorado	10-1	650	8
9	Stanford	10-1	614	9
10	Baylor	11-0	607	10
11	Kansas State	12-1	500	12
12	Utah	10-2	497	11
13	Notre Dame	9-1	473	14
14	Virginia Tech	9-2	395	15
15	UConn	9-3	393	16
16	Indiana	10-1	382	17
17	Ohio State	10-2	380	13
18	Marquette	12-0	305	18
19	Louisville	11-2	241	19
20	Gonzaga	13-2	215	20
21	Creighton	9-2	146	22
22	Florida State	9-3	136	21
23	TCU	13-0	73	25
24	North Carolina	8-4	58	NR
25	West Virginia	11-0	49	NR

2023-24 AAC Standings

School	AAC	Pct.	Ovr.	Pct.	Streak
North Texas	0-0	.000	10-2	.833	L1
Tulsa	0-0	.000	10-3	.769	W5
UAB	0-0	.000	9-3	.750	L1
East Carolina	0-0	.000	7-3	.700	W5
Tulane	0-0	.000	7-4	.636	W4
South Florida	0-0	.000	8-5	.615	L1
Charlotte	0-0	.000	7-5	.583	L1
Florida Atlantic	0-0	.000	6-5	.545	W2
Rice	0-0	.000	6-5	.545	L1
SMU	0-0	.000	6-5	.545	W3
UTSA	0-0	.000	6-5	.545	W1
Temple	0-0	.000	6-6	.500	L1
Memphis	0-0	.000	4-7	.364	L1
Wichita State	0-0	.000	4-8	.333	L4

WBCA Coaches Poll • Dec. 26, 2023

#	School (Record)	Pts.	Prev.	1st
1	South Carolina (11-0)	800	1	32
2	UCLA (11-0)	767	2	0
3	Iowa (12-1)	712	3	0
4	North Carolina State (12-0)	708	4	0
5	Southern California (10-0)	666	5	0
6	LSU (12-1)	610	6	0
7	Texas (12-0)	605	7	0
8	Colorado (10-1)	575	8	0
9	Stanford (10-1)	544	9	0
10	Utah (10-2)	496	10	0
11	Baylor (11-0)	477	11	0
12	Notre Dame (9-1)	442	12	0
13	Ohio State (10-2)	406	13	0
14	Virginia Tech (9-2)	387	14	0
15	Indiana (10-1)	356	15	0
16	Kansas State (12-1)	347	16	0
17	Connecticut (9-3)	299	17	0
18	Marquette (12-0)	281	18	0
19	Louisville (11-2)	221	19	0
20	Gonzaga (13-2)	186	20	0
21	Creighton (9-2)	136	21	0
22	Florida State (9-3)	112	22	0
23	Miami (Fla.) (9-1)	77	24	0
24	Washington (11-1)	39	23	0
25	TCU (13-0)	38	NR	0

RV (In AAC): N/A

RV (In AAC): N/A

AROUND THE AMERICAN



CONFERENCE TEAM RANKINGS



Team	Offense				Defense			
	Scoring	FG Pct	3FG Pct	Rebounds	Scoring	FG Pct	3FG Pct	Rebounds
Charlotte	13	10	11	12	3	5	6	2
East Carolina	7	8	12	13	1	2	2	11
Fla. Atlantic	14	11	4	8	6	6	11	10
Memphis	8	14	5	7	14	13	8	14
North Texas	1	2	7	2	2	1	3	4
Rice	6	12	6	6	7	8	10	8
SMU	2	1	1	10	11	9	4	6
South Fla.	10	9	10	3	4	7	12	5
Temple	4	6	9	5	10	12	14	9
Tulane	9	4	2	14	8	11	13	1
Tulsa	5	3	8	4	12	4	9	13
UAB	3	5	3	9	5	10	1	7
UTSA	11	7	13	1	9	3	7	3
Wichita St.	12	13	14	11	13	14	5	12

Team	FT Pct.	3FGs	Blocks	Steals	Assists	Scoring Margin	Rebound Margin	Turnover Margin	Ast/TO Ratio
Charlotte	4	12	10	5	13	9	4	9	14
East Carolina	7	10	3	1	8	2	13	1	9
Fla. Atlantic	13	7	13	12	14	12	10	13	13
Memphis	14	6	2	3	11	13	14	4	10
North Texas	10	11	10	4	4	1	2	5	8
Rice	3	4	12	7	9	6	6	3	6
SMU	6	9	7	6	1	5	9	7	2
South Fla.	5	5	4	14	6	7	3	10	4
Temple	8	8	6	2	2	4	7	2	1
Tulane	2	2	8	9	3	8	5	11	5
Tulsa	9	1	5	13	7	10	11	12	7
UAB	1	3	9	10	5	3	8	6	3
UTSA	11	14	1	11	10	11	1	14	12
Wichita St.	12	13	14	8	12	14	12	8	11

AROUND THE AMERICAN



CONFERENCE INDIVIDUAL LEADERS



To be ranked, a player must appear in at least 75.0% of their team's games.

Scoring

	Player	G	FG	3FG	FT	Pts	AVG
1.	Poindexter, Temira - Tulsa	13	97	29	43	266	20.46
2.	McNeal, Danae - ECU	10	73	17	32	195	19.50
3.	Young, Tiara - SMU	11	73	6	47	199	18.09
4.	Moore, Mia - UAB	12	72	11	60	215	17.92
5.	Crawford, Delanie - Tulsa	13	77	31	42	227	17.46
6.	Kernal, DesiRay - UNT	12	63	9	72	207	17.25
7.	Griggs, Madison - Mem	11	65	39	18	187	17.00
8.	Whittington, Kyren - Tulane	11	63	11	47	184	16.73
9.	Lawrence, Dazia - CLT	12	62	11	59	194	16.17
10.	Galic, Marta - Tulane	11	54	26	30	164	14.91
11.	Blasigh, Vittoria - USF	13	61	35	22	179	13.77
12.	Lampkin, Tommisha - UNT	12	65	0	34	164	13.67
13.	Ennis, Dominique - Rice	11	54	25	10	143	13.00
14.	Joyner, Amiya - ECU	10	46	0	35	127	12.70
15.	Perry, Mya - FAU	11	45	29	18	137	12.45
16.	Pratt, Hannah - Tulane	11	49	24	14	136	12.36
17.	Carter, Kai - Mem	11	56	8	15	135	12.27
18.	Abies, Daniela - WSU	12	58	0	31	147	12.25
19.	Love, Sidney - UTSA	11	44	6	40	134	12.18
20.	East, Tiarra - Temple	12	52	10	30	144	12.00

Rebounding

	Player	G	Off	Def	Total	AVG
1.	Moore, Mia - UAB	12	40	81	121	10.08
2.	Kernal, DesiRay - UNT	12	28	79	107	8.92
3.	Joyner, Amiya - ECU	10	44	45	89	8.90
4.	Rozentale, Janeta - FAU	11	32	62	94	8.55
5.	Smith, Alasia - Mem	11	41	47	88	8.00
6.	Brito, Carla - USF	13	26	70	96	7.38
7.	Coleman, Elyssa - UTSA	11	25	56	81	7.36
8.	Periman, Hadley - Tulsa	13	31	64	95	7.31
9.	Tucker, Rayne - Temple	12	39	47	86	7.17
10.	Lutje Schipholt, Evelien - USF	13	42	48	90	6.92
11.	Moore, Jada - FAU	9	22	40	62	6.89
12.	Abies, Daniela - WSU	12	44	38	82	6.83
13.	Parau, Irina - Tulane	11	19	56	75	6.82
14.	Abdur-Rahim, Amirah - SMU	11	16	56	72	6.55
15.	Fisher, Malia - Rice	9	15	43	58	6.44
16.	Udo, Idara - UTSA	11	35	35	70	6.36
17.	Lampkin, Tommisha - UNT	12	29	47	76	6.33
18.	Crawford, Delanie - Tulsa	13	14	64	78	6.00
	Piper, Ines - Temple	12	40	32	72	6.00
20.	Pratt, Hannah - Tulane	11	14	50	64	5.82

Field Goal Percentage (Minimum 5 FGM/G average)

	Player	G	FGM	FGA	Pct.
1.	Lampkin, Tommisha - UNT	12	65	105	.619
2.	Kernal, DesiRay - UNT	12	63	116	.543
3.	Young, Tiara - SMU	11	73	142	.514
4.	Moore, Mia - UAB	12	72	148	.486
5.	Whittington, Kyren - Tulane	11	63	130	.485
6.	Crawford, Delanie - Tulsa	13	77	160	.481
7.	Lawrence, Dazia - CLT	12	62	145	.428
8.	Poindexter, Temira - Tulsa	13	97	227	.427
9.	McNeal, Danae - ECU	10	73	174	.420
10.	Griggs, Madison - Mem	11	65	169	.385
11.	Carter, Kai - Mem	11	56	149	.376

Assists

	Player	G	No.	AVG
1.	DeShields, Denim - UAB	12	64	5.33
2.	Nelson, Aleah - Temple	12	60	5.00
3.	Rainey, Kaylah - Tulane	11	50	4.55
4.	Jones, Tamia - SMU	11	48	4.36
5.	White, Kyra - UTSA	11	46	4.18
6.	Wilson, Aerial - USF	13	52	4.00
7.	Dennis, Micah - ECU	10	39	3.90
8.	Bradley, Reagan - SMU	11	40	3.64
9.	Porter, Olivia - CLT	12	37	3.08
10.	Love, Sidney - UTSA	11	33	3.00
11.	Gallegos, Katia - Tulsa	13	37	2.85
12.	Parau, Irina - Tulane	11	31	2.82
13.	Moore, Mia - UAB	12	32	2.67
14.	Smith, Alasia - Mem	11	29	2.64
15.	Taylor, Tristen - Temple	12	31	2.58

AROUND THE AMERICAN



CONFERENCE INDIVIDUAL LEADERS CONT.



Free Throw Percentage (Minimum 2.5 FTM/G average)

	Player	G	FTM	FTA	Pct.
1.	Love, Sidney - UTSA	11	40	46	.870
2.	Weathersby, Jade - UAB	12	44	51	.863
3.	Moore, Mia - UAB	12	60	70	.857
4.	Lawrence, Dazia - CLT	12	59	70	.843
5.	Whittington, Kyren - Tulane	11	47	57	.825
6.	Crawford, Delanie - Tulsa	13	42	53	.792
7.	Kernal, DesiRay - UNT	12	72	91	.791
8.	Galic, Marta - Tulane	11	30	38	.789
9.	McNeal, Danae - ECU	10	32	41	.780
10.	Blow, Salese - WSU	12	34	46	.739
11.	East, Tiarra - Temple	12	30	41	.732
12.	Lutje Schipholt, Evelien - USF	13	36	50	.720
13.	Poindexter, Temira - Tulsa	13	43	60	.717
14.	Hueston, Tracey - CLT	12	30	42	.714
15.	Owens-Barnett, Jazzy - Rice	11	35	51	.686

Steals

	Player	G	No.	AVG
1.	McNeal, Danae - ECU	10	39	3.90
2.	Whittington, Kyren - Tulane	11	36	3.27
3.	Jones, Tamia - SMU	11	31	2.82
4.	Kernal, DesiRay - UNT	12	25	2.08
5.	Jobe, Tre'Zure - WSU	12	24	2.00
	Joyner, Amiya - ECU	10	20	2.00
7.	Moore, Mia - UAB	12	23	1.92
8.	Smith, Alasia - Mem	11	20	1.82
9.	Dennis, Micah - ECU	10	18	1.80
10.	East, Tiarra - Temple	12	21	1.75
11.	Johnson, Synia - ECU	9	15	1.67
12.	Lawrence, Dazia - CLT	12	19	1.58
13.	Love, Sidney - UTSA	11	17	1.55
	Ennis, Dominique - Rice	11	17	1.55
15.	DeShields, Denim - UAB	12	18	1.50
	Nelson, Aleah - Temple	12	18	1.50
	Smith, Imani - CLT	12	18	1.50
	Linton, Maya - UTSA	10	15	1.50

AROUND THE AMERICAN



CONFERENCE INDIVIDUAL LEADERS CONT.



3-Point FG Percentage (Minimum 1 3FG/G average)

	Player	G	3FG	3FGA	Pct.
1.	Embry, Chantae - SMU	10	15	31	.484
2.	Elley, Ashton - UAB	9	12	25	.480
3.	Busick, Jacee - CLT	12	13	28	.464
4.	Cain, Ki'Ari - Mem	11	12	26	.462
5.	Perry, Mya - FAU	11	29	64	.453
6.	Bershers, Tracey - UAB	12	29	66	.439
7.	Cartwright, Mady - Tulsa	13	25	57	.439
8.	Bokunewicz, Maya - Rice	11	24	56	.429
9.	Galic, Marta - Tulane	11	26	63	.413
10.	Crawford, Delanie - Tulsa	13	31	76	.408
11.	Blasigh, Vittoria - USF	13	35	86	.407
12.	Griggs, Madison - Mem	11	39	101	.386
13.	Dennis, Micah - ECU	10	14	37	.378
14.	Jones, Tamia - SMU	11	12	33	.364
15.	Moore, Jaaucklyn - UNT	12	18	51	.353
16.	Guttadauro, Siena - UTSA	10	10	30	.333
17.	Ennis, Dominique - Rice	11	25	76	.329
18.	McNeal, Danae - ECU	10	17	52	.327
19.	Whittington, Kyren - Tulane	11	11	34	.324
20.	Pratt, Hannah - Tulane	11	24	78	.308
21.	Walsh, Maddie - UAB	12	14	46	.304
22.	White, Kyra - UTSA	11	15	50	.300
23.	Nelson, Aleah - Temple	12	16	54	.296
24.	Gordon, Karina - ECU	10	10	34	.294
25.	Gary, Tarrionna - Temple	11	21	72	.292
26.	Alvarez, Maria - USF	13	14	49	.286
27.	Poindexter, Temira - Tulsa	13	29	103	.282

3-Point FG Made

	Player	G	3FG	Avg
1.	Griggs, Madison - Mem	11	39	3.55
2.	Blasigh, Vittoria - USF	13	35	2.69
3.	Perry, Mya - FAU	11	29	2.64
4.	Bershers, Tracey - UAB	12	29	2.42
5.	Crawford, Delanie - Tulsa	13	31	2.38
6.	Galic, Marta - Tulane	11	26	2.36
7.	Ennis, Dominique - Rice	11	25	2.27
8.	Poindexter, Temira - Tulsa	13	29	2.23
9.	Pratt, Hannah - Tulane	11	24	2.18
	Bokunewicz, Maya - Rice	11	24	2.18
11.	Cartwright, Mady - Tulsa	13	25	1.92
12.	Gary, Tarrionna - Temple	11	21	1.91
13.	McNeal, Danae - ECU	10	17	1.70
14.	Moore, Jaaucklyn - UNT	12	18	1.50
	Embry, Chantae - SMU	10	15	1.50

Blocked Shots

	Player	G	No.	AVG
1.	Joyner, Amiya - ECU	10	20	2.00
2.	Coleman, Elyssa - UTSA	11	19	1.73
3.	Abdur-Rahim, Amirah - SMU	11	17	1.55
4.	Poindexter, Temira - Tulsa	13	20	1.54
5.	Green, Aliyah - Mem	11	15	1.36
	White, Kyra - UTSA	11	15	1.36
7.	Tucker, Rayne - Temple	12	15	1.25
8.	Piper, Ines - Temple	12	14	1.17
	Lampkin, Tommisha - UNT	12	14	1.17
10.	Parau, Irina - Tulane	11	12	1.09
	Hanna, Dyllan - FAU	11	12	1.09
	Udo, Idara - UTSA	11	12	1.09
	Smith, Alasia - Mem	11	12	1.09
14.	Periman, Hadley - Tulsa	13	14	1.08
15.	Lutje Schipholt, Evelien - USF	13	13	1.00

Assist/Turnover Ratio (Minimum 3 AST/G average)

	Player	G	Ast.	T/O	Ratio
1.	Nelson, Aleah - Temple	12	60	22	2.73
2.	Wilson, Aerial - USF	13	52	24	2.17
3.	Rainey, Kaylah - Tulane	11	50	24	2.08
4.	DeShields, Denim - UAB	12	64	35	1.83
5.	Jones, Tamia - SMU	11	48	27	1.78
6.	Dennis, Micah - ECU	10	39	25	1.56
7.	Porter, Olivia - CLT	12	37	30	1.23
8.	Bradley, Reagan - SMU	11	40	33	1.21
9.	White, Kyra - UTSA	11	46	39	1.18
10.	Love, Sidney - UTSA	11	33	34	0.97

AROUND THE AMERICAN



CONFERENCE INDIVIDUAL LEADERS CONT.



Offensive Rebounds

	Player	G	No.	AVG
1.	Joyner, Amiya - ECU	10	44	4.40
2.	Smith, Alasia - Mem	11	41	3.73
3.	Abies, Daniela - WSU	12	44	3.67
4.	Moore, Mia - UAB	12	40	3.33
	Piper, Ines - Temple	12	40	3.33
6.	Tucker, Rayne - Temple	12	39	3.25
7.	Lutje Schipholt, Evelien - USF	13	42	3.23
8.	Udo, Idara - UTSA	11	35	3.18
9.	Rozentale, Janeta - FAU	11	32	2.91
10.	Linton, Maya - UTSA	10	25	2.50
11.	Moore, Jada - FAU	9	22	2.44
12.	Lampkin, Tommisha - UNT	12	29	2.42
13.	Periman, Hadley - Tulsa	13	31	2.38
14.	Kernal, DesiRay - UNT	12	28	2.33
15.	Hayes, Shelby - Rice	11	25	2.27
	Coleman, Elyssa - UTSA	11	25	2.27

Defensive Rebounds

	Player	G	No.	AVG
1.	Moore, Mia - UAB	12	81	6.75
2.	Kernal, DesiRay - UNT	12	79	6.58
3.	Rozentale, Janeta - FAU	11	62	5.64
4.	Brito, Carla - USF	13	70	5.38
5.	Parau, Irina - Tulane	11	56	5.09
	Abdur-Rahim, Amirah - SMU	11	56	5.09
	Coleman, Elyssa - UTSA	11	56	5.09
8.	Crawford, Delanie - Tulsa	13	64	4.92
	Periman, Hadley - Tulsa	13	64	4.92
10.	Fisher, Malia - Rice	9	43	4.78
11.	Pratt, Hannah - Tulane	11	50	4.55
	Young, Tiara - SMU	11	50	4.55
	White, Kyra - UTSA	11	50	4.55
14.	Poindexter, Temira - Tulsa	13	59	4.54
15.	Joyner, Amiya - ECU	10	45	4.50

Minutes Played

	Player	G	No.	AVG
1.	White, Kyra - UTSA	11	385	34.98
2.	Moore, Mia - UAB	12	405	33.73
3.	Griggs, Madison - Mem	11	368	33.47
4.	Jones, Tamia - SMU	11	362	32.92
5.	Young, Tiara - SMU	11	358	32.56
6.	Galic, Marta - Tulane	11	356	32.39
7.	McNeal, Danae - ECU	10	322	32.21
8.	Poindexter, Temira - Tulsa	13	418	32.17
9.	Love, Sidney - UTSA	11	348	31.66
10.	Jobe, Tre'Zure - WSU	12	379	31.59
11.	Parau, Irina - Tulane	11	346	31.48
12.	Bradley, Reagan - SMU	11	341	30.97
13.	DeShields, Denim - UAB	12	371	30.95
14.	Nelson, Aleah - Temple	12	369	30.74
15.	Whittington, Kyren - Tulane	11	337	30.63

Team Identification

Team	Team ID
Charlotte	CLT
East Carolina	ECU
Fla. Atlantic	FAU
Memphis	Mem
North Texas	UNT
Rice	Rice
SMU	SMU
South Fla.	USF
Temple	Temple
Tulane	Tulane
Tulsa	Tulsa
UAB	UAB
UTSA	UTSA
Wichita St.	WSU

AROUND THE AMERICAN



CONFERENCE TEAM HIGHS



POINTS	117	North Texas vs North Texas-Dallas (11/06/2023)
	109	Temple vs Delaware St. (11/06/2023)
FIELD GOALS MADE	43	Temple vs Delaware St. (11/06/2023)
	40	South Fla. vs Gardner-Webb (12/10/2023)
FIELD GOAL ATTEMPTS	81	Temple vs Northwestern (12/21/2023)
	81	Temple at La Salle (12/17/2023)
FIELD GOAL PERCENTAGE	.608 (31-51)	SMU vs Air Force (12/21/2023)
	.596 (28-47)	UAB vs Valparaiso (11/25/2023)
3 PT FG MADE	14	Tulane vs New Orleans (12/06/2023)
	13	UAB at Nicholls (12/09/2023)
	13	Charlotte vs Gardner-Webb (11/17/2023)
3 PT FG ATTEMPTS	32	Tulsa at TCU (12/01/2023)
	32	Tulsa vs Clemson (N) (11/25/2023)
	32	East Carolina at Elon (11/06/2023)
3 PT FG PERCENTAGE	.636 (7-11)	SMU vs Alabama St. (11/11/2023)
	.571 (8-14)	Temple vs Delaware (12/14/2023)
FREE THROWS MADE	36	North Texas vs North Texas-Dallas (11/06/2023)
	33	North Texas vs Grambling (11/09/2023)
FREE THROW ATTEMPTS	49	North Texas vs North Texas-Dallas (11/06/2023)
	45	North Texas vs Grambling (11/09/2023)
FREE THROW PERCENTAGE	.941 (16-17)	South Fla. vs Baylor (N) (12/21/2023)
	.917 (22-24)	UAB vs Mississippi Val. (11/29/2023)
	.917 (11-12)	Charlotte at Wake Forest (12/07/2023)
REBOUNDS	57	UTSA at Oregon (12/17/2023)
	57	Rice vs Houston Christian (11/06/2023)
ASSISTS	27	Tulane vs New Orleans (12/06/2023)
	26	Temple vs Delaware St. (11/06/2023)
STEALS	32	East Carolina vs USC Upstate (11/09/2023)
	21	North Texas vs North Texas-Dallas (11/06/2023)
BLOCKED SHOTS	11	East Carolina vs George Mason (12/18/2023)
	11	UTSA vs Texas St. (11/30/2023)
TURNOVERS	31	UTSA at Texas Tech (11/20/2023)
	30	Charlotte vs West Virginia (N) (11/24/2023)
FOULS	29	Memphis vs Troy (12/02/2023)
	28	East Carolina vs Hampton (11/29/2023)
	28	Wichita St. vs Omaha (11/20/2023)
	28	Memphis vs Middle Tenn. (N) (11/20/2023)
	28	Temple at Villanova (11/19/2023)
	28	UTSA at A&M-Corpus Christi (11/15/2023)
	28	South Fla. vs Grambling (11/13/2023)