

UAB MEN'S BASKETBALL

SCHEDULE (8-5, 0-0 AAC)

10.30	Morehouse College (Exh.)	W, 88-70
11.6	Bradley	L, 71-73 OT
11.10	vs. Clemson %	L, 76-77
11.12	vs. Maryland %	W, 66-63
11.16	Alcorn State	W, 80-77
11.21	at Middle Tennessee	W, 58-57
11.25	Furman	W, 92-86
11.28	McNeese State	L, 60-81
12.1	Southern Miss	L, 82-85
12.9	at Arkansas State	L, 68-87
12.13	at Alabama A&M	W, 93-82
12.17	Montevallo	W, 92-56
12.22	Drake	W, 79-78 OT
12.29	UNC Asheville	W, 90-85
1.2	at UTSA *	8 p.m.
1.7	South Florida *	2 p.m.
1.14	at Florida Atlantic *	11 a.m.
1.17	Tulane *	7 p.m.
1.20	East Carolina *	2 p.m.
1.23	at Charlotte *	6 p.m.
1.28	Memphis *	4 p.m.
1.31	at North Texas *	8 p.m.
2.4	at SMU *	5 p.m.
2.8	Florida Atlantic *	8 p.m.
2.11	at Tulsa *	1 p.m.
2.18	North Texas *	2 p.m.
2.21	Rice *	7 p.m.
2.25	at Tulane *	5 p.m.
2.28	Wichita State *	7 p.m.
3.3	at Memphis *	4:30 p.m.
3.7	at Temple *	6 p.m.
3.10	SMU *	2 p.m.

* American Conference game

% Asheville Championship (Asheville, N.C.)

All times are Central (CT) and dates are subject to change

GAMEDAY INFORMATION

DATE	January 2, 2024
LOCATION	San Antonio, Texas
VENUE (CAPACITY)	Convocation Center (4,080)
RADIO	100.5 ESPN
TALENT	David Crane (ppx)
TV	ESPNU
TALENT	David Saltzman (ppx) & Sean Harrington (analyst)
LIVE STATS	Sidearm Stats
LIVE TWITTER UPDATES	@UAB_MBB

TEAM RESUME

UAB		UTSA	
Record	8-5	Record	6-7
Conference	0-0	Conference	0-0
Home	5-3	Home	5-2
Road	2-1	Road	1-5
Neutral	1-1	Neutral	0-0
Last 5	4-1	Last 5	2-3
Streak	W4	Streak	W1

COACHING MATCHUP

Andy Kennedy		Steve Henson	
17th Season 4th at UAB		8th Season 8th at UTSA	
Record	352-199	Record	105-130
at UAB	86-30	at UTSA	Same
vs. UTSA	5-1	vs. UAB	5-9

SERIES AT A GLANCE

OVERALL	UAB leads 12-5
IN BIRMINGHAM	UAB leads 5-1
IN SAN ANTONIO	UAB leads 5-4
NEUTRAL SITE	UAB leads 2-0

GAME MATCHUP



76.4	PPG	81.4
+1.2	Margin	+7.6
.447	FG%	.454
.293	3FG%	.367
.719	FT%	.706
37.8	RPG	37.2
12.8	APG	16.9
11.6	TO	13.1
7.8	Steals	6.0
4.4	Blocks	4.2
+3.9	Reb. Margin	+2.1
1.1	A/T Ratio	1.3

PROBABLE STARTERS

PPG: 11.7	PPG: 10.6	PPG: 13.2	PPG: 7.2	PPG: 9.2
RPG: 6.8	RPG: 8.5	APG: 5.1	RPG: 2.2	RPG: 2.4
MIN: 28.7	MIN: 26.4	MIN: 33.6	MIN: 21.6	MIN: 28.8
GP/GS: 13/13	GP/GS: 13/9	GP/GS: 13/13	GP/GS: 13/12	GP/GS: 12/4



GENERAL

Location..... Birmingham, Ala.
 Founded 1969
 Enrollment 22,563
 President..... Dr. Ray Watts
 Athletics Director..... Mark Ingram
 Faculty Athletics Representative..... Dr. Frank Messina
 Sport Administrator Bryant Carter
 Nickname..... Blazers
 School Colors..... Forest Green & Old Gold
 Bartow Arena (Capacity)..... (8,500)
 Affiliation NCAA Division I
 Conference American Athletic Conference

HISTORY

First Season.....1978-79
 All-Time Record..... 951-551 (46 seasons)
 All-Time Conference USA Record 279-183 (28 seasons)
 All-Time American Conference Record..... 0-0 (1st season)
 NCAA Tournament Appearances/Last..... 16/2022

COACHING STAFF

Head Coach Andy Kennedy (4th season)
 Alma Mater UAB (1991)
 Record at UAB..... 86-30
 Overall Record..... 352-199 (17 seasons)
 Associate Head Coach Ryan Cross (4th season)
 Alma Mater Buffalo (1995)
 Assistant Coach..... Philip Pearson (4th season)
 Alma Mater Alabama (1993)
 Assistant Coach..... Rob Williams (1st season)
 Alma Mater UAB (2011)

SUPPORT STAFF

Director of Basketball OperationsSidney Ball (4th season)
 Alma Mater UAB (2005)
 Director of Basketball Administration Noah Dartmann (4th season)
 Alma Mater ULM (2020)
 Director of Player RelationsJosh Lane (4th season)
 Alma Mater UAB (2021)
 Director of Player Development.....Aaron Johnson (1st season)
 Alma Mater UAB (2010)
 Strength and ConditioningJon Uribe (4th season)
 Alma Mater UTPB (2014)
 Athletic Trainer..... Bryan Koch (23rd season)
 Alma Mater Indiana State [1998]

TEAM INFORMATION

Players Returning/Lost 8/8
 Starters Returning/Lost 4/1
 Newcomers 7
 Breakdown (Gr./Sr./Jr./So./Fr.) 0/3/9/3/1

SOCIAL MEDIA

UAB Men's Basketball Twitter..... @UAB_MBB
 UAB Men's Basketball Instagram UAB_MBB
 UAB Athletics Twitter @UAB_Athletics
 UAB Athletics Facebook..... UAB.Blazers
 UAB Athletics YouTube UABathletics
 UAB Athletics Instagram uab_athletics
 Coach Kennedy Twitter @CoachAK13

ATHLETICS COMMUNICATIONS

Men's Basketball Contact Paul McCaw
 Email prmcaw@uab.edu
 Office Phone 205-934-0722
 Cell Phone 254-315-1866
 Athletics Communications Fax 205-934-7505
 Mailing Address 617 13th Street South
 Birmingham, AL 35294
 Website..... www.UABSports.com

WE ARE UAB

The University of Alabama at Birmingham (UAB) has been an autonomous member of the University of Alabama system since 1969 and has had an intercollegiate athletic program since 1977.

Please note that there are only two correct versions of our name: **UAB** and **The University of Alabama at Birmingham.**

WE ARE NOT:

- Alabama-Birmingham
- Ala.-Birmingham
- Ala.-Birm.
- UA-Birmingham
- U.A.B.



No.	Name	Cl.	Pos.	Ht.	Wt.	Hometown/High School/Prep School or Transfer/Transfer
0	Javian Davis	R-Jr.	Forward	6-9	265	Canton, Miss./Canton/Alabama/Mississippi State
2	Daniel Ortiz	Jr.	Guard	6-0	185	Shreveport, La./Calvary Baptist/North Alabama
3	Yaxel Lendeborg	Jr.	Forward	6-9	230	Pennsauken, N.J./Pennsauken/Arizona Western
4	Eric Gaines	Jr.	Guard	6-2	165	Lithonia, Ga./Lithonia/LSU
5	James White	Jr.	Guard	6-5	190	Conyers, Ga./Heritage/Ole Miss
10	Alejandro Vasquez	Jr.	Guard	6-4	205	Queens, N.Y./The Patrick School/St. Bonaventure/Salt Lake
11	KJ Satterfield	Fr.	Guard	6-4	180	Bronx, N.Y./The Patrick School
12	Tony Toney	Jr.	Guard	6-2	190	Huntsville, Ala./Mae Jemison
13	Christian Coleman	Jr.	Forward	6-9	200	Winnsboro, La./Franklin Parish/South Plains
15	Marquis Hargrove	Jr.	Guard	6-3	180	Sacramento, Calif./Franklin/Arizona Western
21	Jon Coleman	Sr.	Guard	5-10	165	Little Rock, Ark./Hall
22	Barry Dunning Jr.	So.	Guard	6-6	195	Mobile, Ala./McGill-Toolen/Arkansas
23	Seth Sigmon	Sr.	Forward	6-3	205	Houston, Texas/Huntsville
24	Efrem "Butta" Johnson	So.	Guard	6-4	180	Huntsville, Ala./Grissom
25	Will Shaver	R-So.	Forward	6-10	270	Birmingham, Ala./Oak Mountain/North Carolina
30	Ryan Donohoo	Jr.	Guard	6-0	180	Birmingham, Ala./Briarwood Christian School

COACHES AND SUPPORT STAFF

Head Coach	Andy Kennedy [UAB '91]
Associate Head Coach	Ryan Cross [Buffalo '95]
Assistant Coach	Philip Pearson (Alabama '93)
Assistant Coach	Rob Williams [UAB '11]
Director of Basketball Operations	Sidney Ball [UAB '05]
Director of Basketball Administration	Noah Dartmann [ULM '20]
Director of Player Relations	Josh Lane [UAB '20]
Director of Player Development	Aaron Johnson [UAB '10]
Graduate Assistant	Sean "Pop" Hobson [UAB '23]
Graduate Assistant	Michael Sadler [UAB '21]
Associate Athletics Director - Sports Medicine	Bryan Koch [Indiana State '98]
Strength and Conditioning Coach	Jon Uribe [Texas of the Permian Basin '14]

Returning Starters

No.	Name	Year	Pos.	Ht.	Wt.	Pts.	Reb.	G/GS	Hometown	Quick Facts
4	Eric Gaines	Jr.	G	6-2	165	11.5	3.4	33/20	Lithonia, Ga.	2022-23 HM All-Conference USA

Other Returners

No.	Name	Year	Pos.	Ht.	Wt.	Pts.	Reb.	G/GS	Hometown
0	Javian Davis	R-Sr.	F	6-9	265	6.1	4.0	38/0	Canton, Miss.
12	Tony Toney	Jr.	G	6-2	190	3.4	2.0	36/0	Huntsville, Ala.
21	Jon Coleman	Sr.	G	5-10	165	0.0	0.2	5/0	Little Rock, Ark.
23	Seth Sigmon	Sr.	F	6-4	205	0.5	0.5	4/0	Houston, Texas
24	Efrem "Butta" Johnson	So.	G	6-4	180	3.5	1.3	29/0	Huntsville, Ala.
30	Ryan Donohoo	Jr.	G	6-0	180	0.0	0.3	4/0	Birmingham, Ala.



Newcomers

No.	Name	Year	Pos.	Ht.	Wt.	Hometown
2	Daniel Ortiz	Jr.	Guard	6-0	185	Shreveport, La.
3	Yaxel Lendeborg	Jr.	Forward	6-9	230	Pennsauken, N.J.
5	James White	Jr.	Guard	6-5	190	Conyers, Ga.
10	Alejandro Vasquez	Jr.	Guard	6-4	205	Queens, N.Y.
11	KJ Satterfield	Fr.	Guard	6-4	180	Bronx, N.Y.
13	Christian Coleman	Jr.	Forward	6-9	200	Winnsboro, La.
15	Marquis Hargrove	Jr.	Guard	6-3	180	Sacramento, Calif.
22	Barry Dunning Jr.	So.	Guard	6-6	195	Mobile, Ala.
25	Will Shaver	R-So.	Forward	6-10	270	Birmingham, Ala.

Players not returning from 2022-23

No.	Name	Year	Pos.	Ht.	Wt.	Pts.	Reb.	G/GS	Quick Facts
2	Ledarius Brewer	Sr.	G	6-5	190	6.7	3.1	34/18	Graduated
3	Tavin Lovan	Sr.	G	6-4	195	5.0	2.6	37/20	Graduated
5	KJ Buffen	Sr.	F	6-8	230	10.6	6.7	37/20	Graduated
10	Jordan Walker	Sr.	G	5-11	170	22.3	2.8	33/32	Graduated
15	Ty Brewer	Sr.	F	6-7	200	7.8	4.3	38/19	Graduated
23	Tyler Bertram	R-Jr.	G	6-3	170	1.5	0.2	13/0	Transferred to Albany
25	Rongie Gordon	So.	F	6-8	225	0.3	1.9	10/0	Transferred to Kennesaw State
55	Trey Jemison	Sr.	C	6-11	260	9.1	8.4	39/39	Graduated

Pronunciation Guide:

0 - Javian Davis (JAY-vee-an)

3 - Yaxel Lendeborg (YAX-el LEN-de-borg)

10 - Alejandro Vasquez (Al-eh-han-dro Vas-kez)

15 - Marquis Hargrove (Mar-keese)

24 - Efrem "Butta" Johnson (EFF-rem BUTT-ta)

30 - Ryan Donohoo (DON-uh-who)





ANDY KENNEDY

ALMA MATER: UAB '91

EXPERIENCE: 4TH SEASON at UAB

Andy Kennedy was named the seventh head coach of the UAB men's basketball program, Director of Athletics Mark Ingram announced on March 20, 2020.

Kennedy, who enters his fourth year with the program in 2023-24, returned to his alma mater where he is the second leading scorer in program history. A two-time SEC Coach of the Year and winningest coach in the University of Mississippi history, Kennedy coached at Ole Miss from 2006-2018, before spending two years as a commentator for ESPN and the SEC Network.

On July 21, 2023, Kennedy signed a six-year contract extension which goes through the 2028-29 season.

Kennedy, in his third season at the helm in Birmingham, led UAB to a program-record 29 wins marking the Blazers' third-straight season of 20+ wins. He is one of just five active head coaches with 20+ wins in 13 of their first 16 seasons, joining John Calipari, Mark Few, Jamie Dixon, and Thad Matta on the distinguished list.

During the 2022-23 season Kennedy led the Blazers to a 3-0 record against SEC competition with wins over Georgia, South Carolina and Vanderbilt. The Blazers reached the NIT Championship game for the first time in program history.

In his second season back in Birmingham, Kennedy led UAB to a then program-record 27 victories and the Blazers' 16th NCAA Tournament appearance, punching his alma mater's ticket to the Big Dance with an 82-73 victory over Louisiana Tech in the Conference USA Tournament Championship Game. UAB's 16th NCAA Tournament appearance also marked Kennedy's third NCAA Tournament appearance as a head coach, taking Ole Miss to the Big Dance in both 2013 and 2015.

Kennedy's Blazers secured their sixth conference tournament title in Frisco on March 12, 2022, marking their second conference tournament championship victory outside of Birmingham in program history. UAB also captured its fifth Conference USA Championship in program history, winning three regular season titles and two postseason titles.

With 27 wins in his second season at UAB, Kennedy surpassed 300 career victories in 2021-22, earning win No. 300 with an 87-59 victory over UTSA on Jan. 1, 2022.

Kennedy's 49 wins in his first two seasons as UAB's head coach are the most in program history, surpassing Mike Anderson's previous record of 43. His 39-11 record through his first 50 games at UAB is also a UAB men's basketball coaching record.

As a team, the Blazers finished with their highest final NET Ranking (No. 46) in program history and won 17 games over conference opponents for the first time in UAB men's basketball's 44-year history. UAB finished first in Conference USA in scoring offense (80.31), scoring margin (+13.57), field-goal percentage (.468), 3-point field-goal percentage (.377), rebounding margin (+4.49), total steals (9.60), turnover margin (-4.26) and offensive rebounding percentage (.337). Nationally, the Blazers ranked fourth in total steals (336), sixth in scoring margin (13.6), sixth in scoring offense (80.3), seventh in steals per game (9.6) and 10th in turnover margin (4.3).

The Blazers led Conference USA in scoring offense for the first time in program history and averaged more than 80 points per game for the first time since 1991, which was Kennedy's senior year as a player at UAB when he led Conference USA with 21.8 points per game (UAB single-season record).

Individually, UAB had multiple all-conference honorees for the first time since 2015-16. Transfer guard Jordan Walker highlighted the group of UAB honorees, taking home C-USA Player of the Year, C-USA Newcomer of the Year, C-USA Tournament MVP, First Team All-Conference USA and First Team NABC District 11 honors in his first season as a Blazer. Walker not only became UAB's third conference Player of the Year in March 2022, but he also joined UAB legend Oliver Robinson as the only two Blazers to earn conference Player of the Year and conference tournament MVP honors in the same season.



Quan Jackson earned Third Team All-Conference USA honors and All-Defensive Team accolades, while KJ Buffen earned All-Conference USA Honorable Mention accolades. Michael Ertel was named to the Conference USA All-Academic Team, which was UAB's first honoree since 2016. Jackson, Ertel and Walker also earned spots on the Conference USA All-Tournament Team.

Overall, UAB ranked inside the Top 55 in NET the entire season, reaching its highest NET ranking in program history (No. 28) on Dec. 13. UAB was the only team in Conference USA with two NET Quadrant I victories during the regular season. The Blazers also reached their highest KenPom ranking in program history (No. 36) on Feb. 9.

In his first season at the helm of his alma mater, Kennedy recorded 22 victories, which was the most for a coach at a new program in 2020-21. He recorded his 20th win in 26 games, the fastest in his head coaching career. The Blazers had 13 Conference USA wins, which was most in the league.

The 2020-21 Blazers were the first squad in program history to begin the season 7-0. The record-setting sixth victory came on Dec. 12 when UAB defeated ETSU 65-61 on the road. The Blazers had one of its best conference starts since the formation of C-USA in 1995-96 as they started off 9-1 for only the second time in league history.

As a team, the Blazers had their highest KenPom ranking to finish the regular season since 2010-11 and highest NET rating in program history (48 on 1/15/21). UAB received votes in AP Poll for the first time since March 7, 2016 and in the Coaches Poll since November 21, 2017.

Individually, Tavin Lovan was named to NABC District 11 Second Team as well as the Conference USA Second Team. Quan Jackson and Trey Jemison were named to the C-USA All-Defensive Team, which was the first time in program history UAB had two members of the All-Defensive Team.

The Blazers' defense was one of the best in the nation. UAB was fourth in the country in scoring defense (60.3 ppg) and turnover margin (5.4).

Kennedy experienced unprecedented success with the Rebels during his tenure in Oxford, securing a school record 245 career victories. Ole Miss captured the SEC Tournament title in 2013 with a 27-9 record, and Kennedy led the Rebels to two NCAA Tournament appearances in 2013 and 2015. Kennedy's teams advanced in both tournament appearances, knocking off fifth-seeded Wisconsin 57-46 in 2013 before rallying from a 17-point halftime deficit in 2015 to defeat BYU 94-90 in the First Four in 2015.

The former Ole Miss coach won SEC Coach of the Year honors twice during his tenure (2007 and 2013). Kennedy also captured two SEC West Division titles and led the Rebels to eight postseason appearances and 11 postseason wins during his time in Oxford. He coached 16 players who earned All-SEC honors as the head coach of the Rebels.

In 12 seasons at Ole Miss, Kennedy guided the Rebels to 20 or more wins nine times and ranks top 20 in SEC history for career wins.

Kennedy's first head coaching duties were at Cincinnati for the 2006 season. Named interim head coach on August 26, 2005, Kennedy took over the reins from his mentor Bob Huggins who resigned two days earlier.

In a season where the Big East Conference was stacked from top to bottom, Kennedy led the Bearcats a 13-2 start with road wins over Vanderbilt, Marquette, Dayton and LSU, who made the Final Four. While playing only eight scholarships players, Cincinnati cracked the AP Top-25 ranking, and Kennedy was named Mid-Season National Coach of the Year by CBS Sportsline.

The winning continued when Big East Conference play began. The Bearcats stunned Jim Boeheim's Syracuse Orangemen in the Carrier Dome 82-65, knocked off Rick Pitino's Louisville Cardinals 74-68 and upset 14th-ranked West Virginia 78-75 led by John Beilein.

In his only year as UC's head coach, Kennedy had led the Bearcats to a 21-13 record, defeated 12 foes ranked in the top 100 of the RPI and played a schedule rated fifth toughest in college hoops. The New York Post labeled him the Big East Coach of the Year.

Prior to Cincinnati, Kennedy was an assistant coach at UAB from 1996 to 2001.

Kennedy played at UAB from 1988-91 and holds multiple school records. In just three seasons, he scored 1,787 points - the second most in school history - and also holds the school record for career 3-point field goals made (318) and attempted (728), 3-point field goal percentage (.437), free throw percentage (.872) and highest single-season scoring average (21.8 ppg in 1990-91).

Additionally, he holds UAB's record for most points scored by a sophomore (603) and by a senior (676), most career 20+ point games (43), most career 30+ point games (7).



Collegiate Coaching Experience

South Alabama (Assistant Coach, 1994-95)
 UAB (Assistant Coach, 1995-01)
 Cincinnati (Assistant Coach, 2001-05)
 Cincinnati (Head Coach, 2005-06)
 Ole Miss (Head Coach, 2006-18)
 UAB (Head Coach, 2020-present)

Kennedy's Career Record

Season	Team	Overall	Conf.	Finish	Postseason
2005-06	Cincinnati	21-13	8-8	8th	NIT Quarterfinals / Big East First Round
2006-07	Ole Miss	21-13	8-8	T-1st (West)	NIT Second Round / SEC Semifinals
2007-08	Ole Miss	24-11	7-9	3rd (West)	NIT Semifinals / SEC First Round
2008-09	Ole Miss	16-15	7-9	T-4th (West)	SEC First Round
2009-10	Ole Miss	24-11	9-7	T-1st (West)	NIT Semifinals / SEC Second Round
2010-11	Ole Miss	20-14	7-9	T-3rd (West)	NIT First Round / SEC Quarterfinals
2011-12	Ole Miss	20-14	8-8	T-6th	NIT First Round / SEC Semifinals
2012-13	Ole Miss	27-9	12-6	T-2nd	NCAA Third Round / SEC Champions
2013-14	Ole Miss	19-14	9-9	T-6th	SEC Quarterfinals
2014-15	Ole Miss	21-13	11-7	T-3rd	NCAA First Round / SEC Second Round
2015-16	Ole Miss	20-12	10-8	T-6th	SEC Second Round
2016-17	Ole Miss	22-14	10-8	T-5th	NIT Quarterfinals / SEC Quarterfinals
2017-18	Ole Miss	11-16	4-10		
2020-21	UAB	22-7	13-5	2nd (West)	
2021-22	UAB	27-8	14-4	2nd (West)	NCAA First Round / C-USA Champions
2022-23	UAB	29-10	14-6	3rd	NIT Championship Game / C-USA Championship Game
2023-24	UAB	8-5	0-0		
Totals	17 years	352-199	151-121		

Head Coaches at their Alma Mater

Casey Alexander	Belmont
Jeff Boals	Ohio
Alvin Brooks	Lamar
Speedy Claxton	Hofstra
Matt Crenshaw	IUPUI
Dan D'Antoni	Marshall
Hubert Davis	North Carolina
Travis DeCuire	Montana
Jamie Dixon	TCU
Quinton Ferrell	Presbyterian
Joe Gallo	Merrimack
Anthony Grant	Dayton
Penny Hardaway	Memphis
Stan Heath	Eastern Michigan
Mitch Henderson	Princeton
Juwan Howard	Michigan
Michael Huger	Bowling Green
Ben Johnson	Minnesota
Thad Matta	Butler
Andy Kennedy	UAB
Rob Krimmel	Saint Francis (Pa.)
Kevin Kruger	UNLV
Jay Ladner	Southern Miss
Carmen Maciarello	Siena
Mike Martin	Brown


LeVelle Moton	N.C. Central
Bryan Mullins	Southern Illinois
Matt Painter	Purdue
David Richman	North Dakota State
Patrick Sellers	Central Connecticut
Mike Woodson	Indiana
Shaheen Holloway	Seton Hall
Kenny Payne	Louisville
Ed Conroy	The Citadel
Fran Dunphy	La Salle
George Ivory	Mississippi Valley State
Jon Scheyer	Duke
John Tauer	St. Thomas (MN)
Stan Gouard	Southern Indiana
Chris Crutchfield	Omaha
Matt McKillop	Davidson



HEAD COACH ANDY KENNEDY

Kennedy Record vs. Opponents					
Alabama	11-9	Indiana State	0-1	Presbyterian	2-0
Alabama A&M	4-0	Jacksonville	1-0	Providence	1-0
Alabama State	3-0	Jacksonville State	1-0	Rhodes College	2-0
Alcorn State	3-0	Kansas State	1-2	Rice	8-1
App State	1-0	Kennesaw State	1-0	Rust College	1-0
Arkansas	12-9	Kentucky	2-12	Rutgers	2-0
Arkansas State	3-1	La Salle	1-1	Saint Joseph's	1-0
Arkansas-Monticello	1-0	Lamar	1-0	Saint Louis	2-1
Auburn	16-7	Lipscomb	1-0	Sam Houston State	1-0
Austin Peay	1-0	Little Rock	3-0	San Francisco	1-1
Baylor	0-1	Louisiana	3-0	Seton Hall	0-2
Bradley	3-1	Louisiana Tech	6-2	SMU	2-0
Brigham Young	1-0	Louisiana-Monroe	4-0	South Alabama	5-0
Cal	0-1	Louisville	1-2	South Carolina	9-10
Centenary	1-0	Loyola Marymount	1-0	South Dakota State	0-1
Central Arkansas	1-0	LSU	12-9	Southeast Missouri State	2-0
Charleston Southern	0-1	Marquette	1-1	Southeastern Louisiana	2-0
Charlotte	4-1	Marshall	1-1	Southern	3-0
Chattanooga	0-1	Maryland	1-0	Southern Miss	8-3
Cincinnati	1-0	McNeese State	2-1	Syracuse	2-2
Clemson	1-2	Memphis	3-2	TCU	1-1
Coastal Carolina	3-0	Mercer	0-1	Tennessee	8-8
Colorado State	0-1	Miami Fla.	1-1	Tennessee Tech	2-0
UConn	0-2	Miami (Ohio)	1-0	Tennessee-Martin	1-0
Creighton	1-1	Middle Tennessee	7-5	Texas	0-1
Dayton	1-6	Millsaps	1-0	Texas A&M	2-5
DePaul	3-0	Minnesota	1-0	Texas A&M-Corpus Christi	2-0
Drake	2-0	Mississippi State	13-12	Texas State	1-0
East Tennessee State	4-0	Mississippi Valley State	7-0	Texas Tech	1-0
Eastern Kentucky	1-0	Missouri	9-2	Toledo	0-1
Fairfield	1-0	Monmouth	1-0	Towson	1-0
Florida	5-11	Montana	1-0	Troy	6-0
Florida Atlantic	3-2	Montevallo	1-0	Tuskegee	1-0
Florida A&M	1-0	Morehead State	2-0	UCF	3-0
FIU	2-1	Morgan State	1-0	UC-Santa Barbara	1-0
Fordham	1-0	Murray State	3-0	UMass	2-0
Furman	1-0	Nebraska	1-0	UNC Asheville	2-0
George Mason	0-1	New Mexico	2-1	USF	2-0
Georgetown	0-1	New Orleans	2-0	Utah	0-2
Georgia	8-9	Nicholls State	2-0	Utah Valley	1-0
Georgia Southern	1-0	North Carolina A&T	2-0	UTEP	7-0
Georgia State	2-0	North Carolina	2-0	UTSA	5-1
Georgia Tech	1-1	North Texas	4-4	Vanderbilt	9-7
Grambling State	2-0	Northern Arizona	1-0	Villanova	0-2
Hawaii	1-0	Northwestern State	1-0	Virginia Tech	1-2
Holy Cross	1-0	Ohio	1-0	West Virginia	1-5
Houston	0-1	Ohio State	0-1	Winthrop	1-0
Illinois State	1-2	Old Dominion	1-2	Wisconsin	1-0
Illinois-Chicago	1-0	Oral Roberts	1-0	WKU	3-3
Indiana	1-0	Oregon	1-1	Xavier	0-2
		Penn State	3-0	TOTAL	352-199
		Pittsburgh	0-1		





- UAB set a program record with 29 wins, reaching the NIT Championship game for the first time in program history.
- The Blazers won 25+ games in consecutive seasons for only the second time ever, dating back to when Gene Bartow led the Blazers to 25 wins in 1984-85 and 1985-86.
- The Blazers posted their most wins in Bartow Arena in a single season in program history with 17.
- The Blazers led its conference in scoring for the second-straight season.
- Andy Kennedy surpassed 300-career victories, earning career win No. 300 with an 87-59 victory in Bartow Arena over UTSA
- Kennedy's 39-11 record through his first 50 games at UAB is a UAB men's basketball coaching record
- Kennedy's 78 wins in his first three seasons at UAB are the most in program history, surpassing Mike Anderson's previous record of 65.
- UAB is tied for fifth in the country with 78 wins over the last three seasons.
- Kennedy is the only UAB head coach to start both his three seasons with an 8-2 record or better
- The Blazers went 3-0 against SEC opponents in 2022-23, beating Georgia, South Carolina and Vanderbilt.
- UAB had five different players score at least 20 points in a game last season.
- The Blazers tied their own record of 276 three-point field goals in a season, while attempting the most in program history (778).
- Five different players recorded double-doubles during the season (Buffen, T. Brewer, Davis, Gaines, Jemison).
- The Blazers finished second nationally in rebounding with 40.9 rebounds per game.
- Jordan Walker became the fastest player in program history to reach 1,000 points as a Blazer (47 games).
- Walker finished fifth in the country in points per game (22.3, a school record) while scoring 20+ points in 22 of his 33 appearances.
- "Jelly" scored 32 points in the Conference USA Tournament semifinal against North Texas, his 10th 30-point game at UAB, a school record.
- Trey Jemison grabbed the most rebounds in a single season by a UAB player with 329.
- Eric Gaines was on SportsCenter's Top Ten place twice.
- Four Blazers earned a spot on the All-Conference USA teams - Jordan Walker (first team), Trey Jemison (second team), KJ Buffen (honorable mention) and Eric Gaines (honorable mention).
- Trey Jemison led the UAB roster in blocks with a career-high 67 rejections, earning himself a spot on the Conference USA All-Defensive team.
- Jordan Walker was named to numerous watchlists, including the Wooden Award Midseason Top 25 Watchlist, the Preseason Naismith Trophy Watchlist, the Preseason Wooden Award Watchlist and the Preseason Bob Cousy Award Watchlist.
- He also was name first to the NABC All-District first team and was invited to the 2023 NABC Reese's Division I All-Star Game.
- KJ Buffen recorded a seven steals vs. UTEP which is tied for fifth in program history for a single game (12/29/22).



UAB TRAVELS TO UTSA TO OPEN CONFERENCE PLAY

UAB men's basketball will open its inaugural American Conference slate on the road at UTSA on Tuesday night. Tipoff is set for 8 p.m. CT.

SERIES HISTORY

UAB leads the all-time series 12-5, including a 5-1 mark during the Andy Kennedy era. The Blazers won each of the two meetings against UTSA last season including a 90-67 win at Bartow Arena and an 83-78 victory in San Antonio.

LAST TIME OUT

UAB returned to action after a week away and picked up a 90-85 win over UNC Asheville on Friday. After trailing 44-32 at halftime, the Blazers outscored the Bulldogs 58-41 in the second half. Yaxel Lendeborg led the way for UAB with 24 points and 15 rebounds while Javian Davis added a double-double of his own with 16 points and 11 rebounds.

GETTING COMFORTABLE

Yaxel Lendeborg is beginning to find his rhythm in his debut season at UAB. The junior forward had a breakout game on the offensive end against Furman where he filled up the stat sheet with 19 points, 10 rebounds, five blocks, three assists and two steals, all while shooting 8-for-10 from the field. He earned AAC Player of the Week honors after putting up 24 points and grabbing 15 rebounds in a win over UNC Asheville. So far this season, he has blocked a shot in every game. The 6'9" forward is averaging 10.6 points, 8.5 rebounds and 2.1 blocks per game early in his career.

IN ELITE COMPANY

Andy Kennedy is just one of five active head coaches with 20+ wins in 13 of their first 16 seasons. The six other coaches on the list include John Calipari, Mark Few, Jamie Dixon, and Thad Matta.

THREE TOP 10 JUCO PLAYERS JOIN THE BLAZERS

Andy Kennedy took a different approach to this year's signing class than many schools around the country, adding four players from the junior college ranks. However, three of UAB's four JUCO signees ranked in the top 10 of JUCORECruiting.com's class of 2023 rankings. Christian Coleman, a 6'9" forward, was listed at the No. 2 spot nationally while 6'4" guard Alejandro Vasquez and 6'9" forward Yaxel Lendeborg were ranked at No. 6 and No. 9, respectively. The Blazers also added Marquis Hargrove from Arizona Western.

NEW LOOK BLAZERS

The UAB roster looks quite different from a year ago, as the Blazers have brought in nine new players. Four players are coming to UAB via the transfer portal, four others come from the JUCO ranks and KJ Satterfield represents the lone freshman on the roster.

STEPPING UP

Highlight-reel plays marked Eric Gaines' first season in Birmingham with two SportsCenter Top Ten appearances and numerous high-flying dunks. After averaging 11.5 points and 4.3 assists per game, Gaines will play an

even larger role as the only returning player to average double-digit points per game last season. The Almanac named Eric Gaines as its Preseason AAC Player of the Year heading into the season, citing his talent on both ends of the floor. Gaines has upped his scoring numbers while maintaining his defensive prowess early in the season for UAB, averaging 13.2 points, 3.8 rebounds, 5.1 assists and 2.8 steals per game.

VETERAN PRESENCE

Javian Davis enters his final year of eligibility in 2023-24 and is primed to play a big role on this year's UAB team. Davis averaged 6.1 points and 4.0 rebounds per game last season while splitting time with Trey Jemison. Davis opened the 2023-24 season with a career performance against Bradley, scoring 20 points, grabbing 15 rebounds and securing four steals while shooting 8-for-9 from the field. Davis has set a career high in points twice this season against Middle Tennessee with 21 and Montevallo with 22.

SMOOTH LIKE "BUTTA"

After a freshman season that featured some impressive moments, Efreem "Butta" Johnson has high expectations in year two. Johnson averaged 3.5 points and 1.3 rebounds per game last year while shooting 37.8 percent from beyond the arc and is set to take on a much larger role. Johnson scored 17 points against Clemson earlier this season while adding three rebounds and three assists. He later set a career high with 18 points, including the game-winning three with 27 seconds to go against Alcorn State.

MAKING AN IMPACT

Daniel Ortiz has begun to find his rhythm on the UAB roster. The North Alabama transfer scored only nine points over the first five games but has since averaged 11.8 points over the last seven games while shooting 39.5 percent from beyond the arc. Ortiz hit a clutch go-ahead three with four seconds to go in regulation in the Blazers' win over Drake. Ortiz also surpassed the 1,000-point mark for his collegiate career in UAB's win over Montevallo.

PORTAL TALENT

The Blazers brought in four players from the transfer portal in the offseason. Barry Dunning Jr. transferred to UAB from Arkansas where he played in 16 games during his freshman season. Another newcomer, James White, also came over from an SEC program at Ole Miss. White averaged 4.0 points last season for the Rebels. Daniel Ortiz joined the Blazers from North Alabama where he led the Lions in scoring in back-to-back seasons, averaging 14.6 points per game over two years. The final transfer, Will Shaver, returned home to Birmingham after spending two seasons at North Carolina. Shaver was a member of the UNC team that made a run to the national championship game.

PROTECTING THE RIM

The Blazers have blocked 60 shots over their first 13 games of the season, led by Yaxel Lendeborg with 27 rejections. UAB blocked at least five shots in four straight games from Nov. 12-25, its longest such streak since the



2015-16 season. Nine different players have blocked at least one shot this season.

FAST PACED, HIGH POWERED OFFENSE

The Blazers were one of the highest scoring teams in the country yet again under Andy Kennedy. After finishing the 2021-22 season ranking sixth in points per game nationally, UAB finished the 2022-23 season at No. 13 with 80.7 points per game. The Blazers were also No. 31 according to KenPom in adjusted tempo.

REPLACING 1,000 POINT SCORERS

The Blazers lost five 1,000 point scorers from last year's roster and will have to make up those points from a team that averaged 80.7 points per game last season.

- **Jordan "Jelly" Walker: 1,996**
- **Ledarrius Brewer: 1,896**
- **Tavin Lovan: 1,566**
- **KJ Buffen: 1,506**
- **Ty Brewer: 1,416**

AK's REVIVAL

Head coach Andy Kennedy often talks about re-establishing the "Bartow Standard" in Birmingham by competing for and winning championships year after year. AK lived up to the standard in 2022, winning his first league tournament championship during his tenure as the Blazers' head coach. A win on Wednesday, Dec. 14, 2022, made Kennedy the only UAB head coach to start each of his first three seasons with at least an 8-2 record through the first 10 games of each campaign. He then led the Blazers to a program-record 29 wins in 2022-23 and the school's first appearance in the NIT Championship game.

350 IN THE RECORD BOOKS

Andy Kennedy reached 350 career wins as a head coach on Sunday, December 17 against Montevallo. He is one of only 48 active head coaches to have 350 wins at the Division I level.

GET TO THE LINE

The Blazers were one of the best teams in the country at getting to the charity stripe last year. UAB finished 13th in the nation in free throws made per game at 16.6 while ranking 18th nationally in free throw attempts per game with 22.5.

CRASH THE BOARDS

UAB was one of the top rebounding teams in the nation in 2022-23, but will have to replace big man Trey Jemison. The Blazers finished No. 2 in the NCAA in rebounds per game at 40.9 and No. 5 in offensive rebounds per game at 13.5. Javian Davis, Christian Coleman, and Yaxel Lendeborg will be key in the Blazers' rebounding efforts.

WELCOME TO THE 205

Once again, head coach Andy Kennedy's philosophy over the offseason was to target the transfer portal and hit it hard. The Blazers added nine new players over the offseason, including four Division I transfers and four JUCO transfers. From the portal, UAB added Barry Dunning Jr. (Arkansas), Daniel Ortiz (North Alabama), James White (Ole Miss), and Will Shaver (North Carolina). The Blazers also added the top JUCO class in the country with Christian Coleman, Alejandro Vasquez, Yaxel Lendeborg and Marquis Hargrove. First-year guard KJ Satterfield was the only player to join the roster out of high school.

LENDEBORG'S JOURNEY TO UAB

Yaxel Lendeborg joins the Blazers as a two-time NJCAA All-American. The Pennsauken, N.J. native only played 11 games of high school basketball but found his way on to the roster at Arizona Western. The 6'9" forward led NJCAA DI in rebounding in back-to-back seasons after averaging 17.2 points and 13.0 rebounds per game last year. Lendeborg was born in Puerto Rico and played with the Dominican Republic Select National Team.

WALMART TO DI BASKETBALL

When Christian Coleman graduated from high school, he was only 6'1" and had no college basketball offers at any level. After working at Walmart for two years and playing basketball in his free time, Coleman grew to be 6'9". He was eventually presented with the opportunity to play at LSU-Alexandria, an NAIA school, where he played for one season before transferring to South Plains College in Levelland, Texas, a junior college. The Winnsboro, La. native was ranked No. 2 in the JUCO Recruiting Top 100 for the 2023 class after averaging 16.0 points and 8.0 rebounds per game.

BONNIE TO A BLAZER

Alejandro Vasquez began his career at St. Bonaventure, helping the Bonnies reach the NCAA Tournament during his freshman season while averaging 6.3 points per game. Vasquez played two seasons with the Bonnies before finding himself at Salt Lake Community College in Utah. He averaged 18.4 points, 3.2 rebounds and 2.9 assists per game last year, earning first team NJCAA All-American honors. Vasquez has been a standout early in the season for UAB, averaging 12.3 points and 4.0 rebounds per game, including a 25-point performance against Alcorn State and a 26-point output against Southern Miss.

SWEET HOME ALABAMA

The Blazers have five players on the 2023-24 roster from the state of Alabama. After retaining Efrem "Butta" Johnson, Tony Toney and Ryan Donohoo, UAB brought two transfers back to the state of Alabama via the portal in Barry Dunning Jr. and Will Shaver.

THERE'S NO PLACE LIKE HOME

Throughout its history, the UAB men's basketball program has seen incredible success in Birmingham, holding a 438-109 record in Bartow Arena since the Blazers' on-campus home opened back in 1988. That success has continued with Andy Kennedy returning to his alma mater, as the third year UAB head coach holds a 52-9 record at home (Bartow and Legacy Arena) since taking



over the program.

UAB TO THE AMERICAN ATHLETIC CONFERENCE

The Blazers have joined the American Conference for the 2023-24 season along with Charlotte, Florida Atlantic, North Texas, Rice, and UTSA.

CAREER DOUBLE-DOUBLES

Davis	4
Lendeborg	4
Gaines	2
White	1
Ortiz	1

CAREER 30-POINT GAMES

Ortiz	2
-------	---

CAREER 20-POINT GAMES (INCLUDES 30-POINT GAMES)

Ortiz	20
Davis	4
Gaines	4
Vasquez	3
Lendeborg	1
Toney	1






0

Javian Davis

R-Sr. | 6-9 | 265 | F
Canton, Miss.



2

Daniel Ortiz

Jr. | 6-0 | 185 | G
Shreveport, La.



3

Yaxel Lendeborg

Jr. | 6-9 | 230 | F
Pennsauken, N.J.



4

Eric Gaines

Jr. | 6-2 | 165 | G
Lithonia, Ga.



5

James White

Jr. | 6-5 | 190 | G
Conyers, Ga.



10

Alejandro Vasquez

Jr. | 6-4 | 205 | G
Queens, N.Y.



11

KJ Satterfield

Fr. | 6-4 | 180 | G
Bronx, N.Y.



12

Tony Toney

Jr. | 6-2 | 190 | G
Huntsville, Ala.



13

Christian Coleman

Jr. | 6-9 | 200 | F
Winnsboro, La.



15

Marquis Hargrove

Jr. | 6-3 | 180 | G
Sacramento, Calif.



21

Jon Coleman


Sr. | 5-10 | 165 | G
Little Rock, Ark.



22

Barry Dunning Jr.

So. | 6-6 | 195 | G/F
Mobile, Ala.



23

Seth Sigmon

Gr. | 6-3 | 205 | F
Houston, Texas



24

Efrem "Butta" Johnson

So. | 6-4 | 180 | G
Huntsville, Ala.



25

Will Shaver

R-So. | 6-10 | 270 | F
Birmingham, Ala.



30

Ryan Donohoo

Jr. | 6-0 | 180 | G
Birmingham, Ala.



STARTING LINEUPS

DATE	OPPONENT	1	2	3	4	5	OUTCOME
Nov. 6	Bradley	Gaines	Toney	Vasquez	Lendeborg	Davis	L, 71-73 OT
Nov. 10	Clemson	Gaines	Toney	White	Lendeborg	Davis	L, 76-77
Nov. 12	Maryland	Gaines	Toney	White	Coleman	Davis	W, 66-63
Nov. 16	Alcorn State	Gaines	Ortiz	Vasquez	Coleman	Davis	W, 80-77
Nov. 21	Middle Tennessee	Gaines	Toney	Vasquez	White	Davis	W, 58-57
Nov. 25	Furman	Gaines	Toney	Vasquez	Lendeborg	Davis	W, 92-86
Nov. 28	McNeese	Gaines	Toney	Vasquez	Lendeborg	Davis	L, 60-81
Dec. 1	Southern Miss	Gaines	Toney	Vasquez	Lendeborg	Davis	L, 82-85
Dec. 9	Arkansas State	Gaines	Toney	Vasquez	Coleman	Davis	L, 68-87
Dec. 13	Alabama A&M	Gaines	Toney	Johnson	Lendeborg	Davis	W, 93-82
Dec. 17	Montevallo	Gaines	Toney	Johnson	Lendeborg	Davis	W, 92-56
Dec. 22	Drake	Gaines	Toney	Johnson	Lendeborg	Davis	W, 79-78 OT
Dec. 29	UNC Asheville	Gaines	Toney	Johnson	Lendeborg	Davis	W, 90-85



INDIVIDUAL GAME-BY-GAME LEADERS

DATE	OPPONENT	POINTS	REBOUNDS	ASSISTS	STEALS
Nov. 6	Bradley	J. Davis (20)	J. Davis (15)	Lendeborg & Gaines (2)	J. Davis (4)
Nov. 10	Clemson	E. Gaines (18)	Davis & Shaver (6)	Johnson & Gaines (3)	E. Gaines (4)
Nov. 12	Maryland	E. Gaines (20)	J. Davis (7)	E. Gaines (3)	E. Gaines (4)
Nov. 16	Alcorn State	A. Vasquez (25)	J. Davis (9)	Three Players (2)	J. Davis (4)
Nov. 21	Middle Tennessee	J. Davis (21)	Y. Lendeborg (12)	A. Vasquez (3)	E. Gaines (2)
Nov. 25	Furman	Y. Lendeborg (19)	Y. Lendeborg (10)	E. Gaines (6)	Gaines & Lendeborg (2)
Nov. 28	McNeese State	D. Ortiz (20)	J. Davis (11)	E. Gaines (3)	Five Players (1)
Dec. 1	Southern Miss	A. Vasquez (26)*	Y. Lendeborg (7)	E. Gaines (6)	E. Gaines (3)
Dec. 9	Arkansas State	Y. Lendeborg (17)	Y. Lendeborg (10)	Gaines & Lendeborg (5)	E. Gaines (3)
Dec. 13	Alabama A&M	Y. Lendeborg (16)	Y. Lendeborg (16)*	E. Gaines (8)	Y. Lendeborg (4)
Dec. 17	Montevallo	J. Davis (22)	C. Coleman (8)	E. Gaines (10)*	E. Gaines (7)*
Dec. 22	Drake	J. Davis (15)	Y. Lendeborg (8)	E. Gaines (9)	J. Davis (4)
Dec. 29	UNC Asheville	Y. Lendeborg (24)	Y. Lendeborg (15)	E. Gaines (7)	E. Gaines (3)

*Denotes an individual team-high for the season



#0 Javian Davis

PTS: 22 vs. Montevallo (12/17/23)
 REB: 15 vs. Bradley (11/6/23)
 AST: 3 (3x) last vs. Furman (11/25/23)
 STL: 4 (3x) last vs. Drake (12/22/23)
 BLK: 3 (2x) last vs. Arkansas (2/1/20)
 FGM: 9 vs. Montevallo (12/17/23)
 3PM: 1 (5x) last vs. Richmond (3/25/21)
 FTM: 11 vs. South Carolina (2/29/20)
 MIN: 41 vs. Drake (12/22/23)

#2 Daniel Ortiz

PTS: 32 vs. North Florida (1/28/23)
 REB: 11 vs. Austin Peay (2/9/23)
 AST: 6 at Virgin Islands (11/13/21)
 STL: 4 (2x) last vs. Montevallo (12/17/23)
 BLK: 2 (3x) last vs. Queens (NC) (1/14/23)
 FGM: 12 vs. FGCU (3/1/22)
 3PM: 10 vs. North Florida (1/28/23)
 FTM: 7 (2x) last vs. McNeese State (11/28/23)
 MIN: 40 (4x) last at Eastern Ky. (2/18/23)

#3 Yaxel Lendeborg

PTS: 24 vs. UNC Asheville (12/29/23)
 REB: 16 at Alabama A&M (12/13/23)
 AST: 5 at Arkansas State (12/9/23)
 STL: 4 at Alabama A&M (12/13/23)
 BLK: 5 (2x) last at Arkansas State (12/9/23)
 FGM: 8 (2x) last vs. UNC Asheville (12/29/23)
 3PM: 1 vs. Drake (12/22/23)
 FTM: 8 at Alabama A&M (12/13/23)
 MIN: 38 vs. Furman (11/25/23)

#4 Eric Gaines

PTS: 22 at Louisiana Tech (1/14/23)
 REB: 8 at Rice (1/28/23)
 AST: 10 (3x) last vs. Montevallo (12/17/23)
 STL: 7 vs. Montevallo (12/17/23)
 BLK: 3 (3x) last at UTSA (2/18/23)
 FGM: 8 vs. Maryland (11/12/23)
 3PM: 4 at Louisiana Tech (1/14/23)
 FTM: 10 vs. Florida Atlantic (2/2/23)
 MIN: 45 vs. UTEP (12/29/22)

#5 James White

PTS: 14 at Missouri (3/4/23)
 REB: 10 vs. South Carolina (3/8/23)
 AST: 3 (4x) last vs. LSU (2/25/23)
 STL: 2 vs. Alcorn State (11/16/23)
 BLK: 1 (4x) last vs. Oklahoma State (1/28/23)
 FGM: 7 at Missouri (3/4/23)
 3PM: 2 at Auburn (2/22/23)
 FTM: 4 vs. Alcorn State (11/7/22)
 MIN: 32 at Missouri (3/4/23)

#10 Alejandro Vasquez

PTS: 26 vs. Southern Miss (12/1/23)
 REB: 5 (3x) last vs. Southern Miss (12/1/23)
 AST: 4 vs. St. Joseph's (3/4/20)
 STL: 3 vs. Dayton (3/1/21)
 BLK: 1 (9x) last vs. UNC Asheville (12/29/23)
 FGM: 9 vs. Southern Miss (12/1/23)
 3PM: 5 (2x) last vs. Southern Miss (12/1/23)
 FTM: 8 vs. Maryland (11/12/23)
 MIN: 32 vs. Rutgers (11/16/19)

#11 KJ Satterfield

PTS: 3 vs. Montevallo (12/17/23)
 REB: 1 vs. Montevallo (12/17/23)
 AST: --
 STL: --
 BLK: --
 FGM: --
 3PM: 1 vs. Montevallo (12/17/23)
 FTM: --
 MIN: 5 vs. Montevallo (12/17/23)

#12 Tony Toney

PTS: 23 vs. Rust (2/22/21)
 REB: 6 vs. Rice (2/23/23)
 AST: 5 vs. Rhodes (11/26/22)
 STL: 4 vs. Rhodes (11/14/21)
 BLK: 1 (6x) last vs. MTSU (11/21/23)
 FGM: 6 vs. Rhodes (11/26/22)
 3PM: 3 at Arkansas State (12/9/23)
 FTM: 5 vs. Bradley (11/6/23)
 MIN: 29 (2x) last vs. Dra (11/6/23)

#13 Christian Coleman

PTS: 14 vs. Southern Miss (12/1/23)
 REB: 8 (2x) last vs. Montevallo (12/17/23)
 AST: 2 vs. Southern Miss (12/1/23)
 STL: 1 (4x) last at Arkansas State (12/9/23)
 BLK: 4 vs. Maryland (11/12/23)
 FGM: 5 vs. Southern Miss (12/1/23)
 3PM: --
 FTM: 5 at Alabama A&M (12/13/23)
 MIN: 29 (2x) last vs. Maryland (11/12/23)

#21 Jon Coleman

PTS: 5 vs. Millsaps (12/12/21)
 REB: 1 (4x) last vs. Montevallo (12/17/23)
 AST: 1 (4x) last vs. Montevallo (12/17/23)
 STL: --
 BLK: --
 FGM: 2 vs. Millsaps (12/12/21)
 3PM: 1 vs. Millsaps (12/12/21)
 FTM: 2 vs. Rust (2/22/21)
 MIN: 4 (2x) last vs. Rust (2/22/21)

#22 Barry Dunning Jr.

PTS: 6 at Alabama A&M (12/13/23)
 REB: 4 vs. Alcorn State (11/16/23)
 AST: 1 (2x) last vs. Clemson (11/10/23)
 STL: 1 (2x) last vs. Clemson (11/10/23)
 BLK: --
 FGM: 3 at Alabama A&M (12/13/23)
 3PM: 1 vs. Clemson (11/10/23)
 FTM: 3 vs. Montevallo (12/17/23)
 MIN: 19 vs. Clemson (11/10/23)

#23 Seth Sigmon

PTS: 2 vs. Rhodes (11/26)
 REB: 2 vs. Rhodes (11/26)
 AST: --
 STL: --
 BLK: --
 FGM: --
 3PM: --
 FTM: --
 MIN: 8 vs. North Dakota State (11/7/22)

#24 Efrem "Butta" Johnson

PTS: 18 vs. Alcorn State (11/16/23)
 REB: 8 vs. UTEP (12/29/22)
 AST: 4 (2x) last at Alabama A&M (12/13/23)
 STL: 2 (3x) last vs. North Texas (1/21/23)
 BLK: 1 vs. MTSU (11/21/23)
 FGM: 7 vs. Clemson (11/10/23)
 3PM: 4 (2x) last at Alabama A&M (12/13/23)
 FTM: 7 vs. UTEP (12/29/22)
 MIN: 33 vs. UTEP (12/29/22)

#25 Will Shaver

PTS: 6 vs. Montevallo (12/17/23)
 REB: 6 vs. Clemson (11/10/23)
 AST: 1 vs. The Citadel (12/13/22)
 STL: 1 vs. Montevallo (12/17/23)
 BLK: --
 FGM: 3 vs. Montevallo (12/17/23)
 3PM: --
 FTM: 2 vs. Alabama (11/27/22)
 MIN: 14 vs. Clemson (11/10/23)

#30 Ryan Donohoo

PTS: --
 REB: 1 vs. Rhodes (11/26/22)
 AST: 1 (2x) last vs. Montevallo (12/17/23)
 STL: --
 BLK: --
 FGM: --
 3PM: --
 FTM: --
 MIN: 3 vs. Rhodes (11/26/22)



#0 Javian Davis

PTS: 22 vs. Montevallo (12/17/23)
 REB: 15 vs. Bradley (11/6/23)
 AST: 3 vs. Furman (11/25/23)
 STL: 4 (3x) last vs. Drake (12/22/23)
 BLK: 2 vs. MTSU (11/21/23)
 FGM: 9 vs. Montevallo (12/17/23)
 3PM: –
 FTM: 10 vs. UNC Asheville (12/29/23)
 MIN: 41 vs. Drake (12/22/23)

#2 Daniel Ortiz

PTS: 20 vs. McNeese State (11/28/23)
 REB: 4 vs. Montevallo (12/17/23)
 AST: 2 vs. Montevallo (12/17/23)
 STL: 4 vs. Montevallo (12/17/23)
 BLK: 1 (2x) last vs. Drake (12/22/23)
 FGM: 6 vs. Montevallo (12/17/23)
 3PM: 3 (2x) last vs. Drake (12/22/23)
 FTM: 7 vs. McNeese State (11/28/23)
 MIN: 30 vs. McNeese State (11/28/23)

#3 Yaxel Lendeborg

PTS: 24 vs. UNC Asheville (12/29/23)
 REB: 16 at Alabama A&M (12/13/23)
 AST: 5 at Arkansas State (12/9/23)
 STL: 4 at Alabama A&M (12/13/23)
 BLK: 5 (2x) last at Arkansas State (12/9/23)
 FGM: 8 (2x) last vs. UNC Asheville (12/29/23)
 3PM: 1 vs. Drake (12/22/23)
 FTM: 8 at Alabama A&M (12/13/23)
 MIN: 38 vs. Furman (11/25/23)

#4 Eric Gaines

PTS: 20 (2x) last vs. UNC Asheville (12/29/23)
 REB: 7 (2x) last vs. Drake (12/22/23)
 AST: 10 vs. Montevallo (12/17/23)
 STL: 7 vs. Montevallo (12/17/23)
 BLK: 2 vs. Alcorn St. (11/16/23)
 FGM: 8 vs. Maryland (11/12/23)
 3PM: 3 (2x) last vs. UNC Asheville (12/29/23)
 FTM: 9 vs. UNC Asheville (12/29/23)
 MIN: 40 vs. Southern Miss (12/1/23)

#5 James White

PTS: 9 vs. Alcorn State (11/16/23)
 REB: 5 vs. Alcorn State (11/16/23)
 AST: 2 vs. Alcorn State (11/16/23)
 STL: 2 vs. Alcorn State (11/16/23)
 BLK: –
 FGM: 4 vs. Alcorn State (11/16/23)
 3PM: –
 FTM: 2 vs. MTSU (11/21/23)
 MIN: 18 vs. Alcorn State (11/16/23)

#10 Alejandro Vasquez

PTS: 26 vs. Southern Miss (12/1/23)
 REB: 5 (3x) last vs. Southern Miss (12/1/23)
 AST: 3 vs. MTSU (11/21/23)
 STL: 1 (5x) last vs. Southern Miss (12/1/23)
 BLK: 1 (4x) last vs. UNC Asheville (12/29/23)
 FGM: 8 vs. Alcorn State (11/16/23)
 3PM: 5 vs. Southern Miss (12/1/23)
 FTM: 8 vs. Maryland (11/12/23)
 MIN: 31 vs. Southern Miss (12/1/23)

#11 KJ Satterfield

PTS: 3 vs. Montevallo (12/17/23)
 REB: 1 vs. Montevallo (12/17/23)
 AST: –
 STL: –
 BLK: –
 FGM: –
 3PM: 1 vs. Montevallo (12/17/23)
 FTM: –
 MIN: 5 vs. Montevallo (12/17/23)

#12 Tony Toney

PTS: 10 at Arkansas State (12/9/23)
 REB: 5 vs. MTSU (11/21/23)
 AST: 4 vs. Montevallo (12/17/23)
 STL: 2 (2x) last vs. Montevallo (12/17/23)
 BLK: 1 at MTSU (11/21/23)
 FGM: 4 vs. Furman (11/25/23)
 3PM: 3 at Arkansas State (12/9/23)
 FTM: 5 vs. Bradley (11/6/23)
 MIN: 29 vs. Bradley (11/6/23)

#13 Christian Coleman

PTS: 14 vs. Southern Miss (12/1/23)
 REB: 8 (2x) last vs. Montevallo (12/17/23)
 AST: 2 vs. Southern Miss (12/1/23)
 STL: 1 (4x) last at Arkansas State (12/9/23)
 BLK: 4 vs. Maryland (11/12/23)
 FGM: 5 vs. Southern Miss (12/1/23)
 3PM: –
 FTM: 5 at Alabama A&M (12/13/23)
 MIN: 29 (2x) last vs. Maryland (11/12/23)

#21 Jon Coleman

PTS: –
 REB: 1 vs. Montevallo (12/17/23)
 AST: 1 vs. Montevallo (12/17/23)
 STL: –
 BLK: –
 FGM: –
 3PM: –
 FTM: –
 MIN: 3 vs. Montevallo (12/17/23)

#22 Barry Dunning Jr.

PTS: 6 at Alabama A&M (12/13/23)
 REB: 4 vs. Alcorn State (11/16/23)
 AST: 1 vs. Clemson (11/10/23)
 STL: 1 vs. Clemson (11/10/23)
 BLK: –
 FGM: 3 at Alabama A&M (12/13/23)
 3PM: 1 vs. Clemson (11/10/23)
 FTM: 3 vs. Montevallo (12/17/23)
 MIN: 19 vs. Clemson (11/10/23)

#23 Seth Sigmon

PTS: –
 REB: –
 AST: –
 STL: –
 BLK: –
 FGM: –
 3PM: –
 FTM: –
 MIN: –

#24 Efrem "Butta" Johnson

PTS: 18 vs. Alcorn State (11/16/23)
 REB: 5 (2x) last vs. Montevallo (12/17/23)
 AST: 4 at Alabama A&M (12/13/23)
 STL: 1 (2x) last vs. UNC Asheville (12/29/23)
 BLK: 1 vs. MTSU (11/21/23)
 FGM: 7 vs. Clemson (11/10/23)
 3PM: 4 (2x) last at Alabama A&M (12/13/23)
 FTM: 2 (4x) last at Alabama A&M (12/13/23)
 MIN: 32 (3x) last vs. Montevallo (12/17/23)

#25 Will Shaver

PTS: 6 vs. Montevallo (12/17/23)
 REB: 6 vs. Clemson (11/10/23)
 AST: –
 STL: 1 vs. Montevallo (12/17/23)
 BLK: –
 FGM: 3 vs. Montevallo (12/17/23)
 3PM: –
 FTM: –
 MIN: 14 vs. Clemson (11/10/23)

#30 Ryan Donohoo

PTS: –
 REB: –
 AST: 1 vs. Montevallo (12/17/23)
 STL: –
 BLK: –
 FGM: –
 3PM: –
 FTM: –
 MIN: 2 vs. Montevallo (12/17/23)



When UAB scores		When Opponent scores	
30-39	0-0	25-39	0-0
40-49	0-0	40-49	0-0
50-59	1-0	50-59	2-0
60-69	1-2	60-69	1-0
70-79	1-2	70-79	2-2
80-89	1-1	80-89	3-3
90+	4-0	90+	0-0

When UAB shoots		When Opponent shoots	
.200-.299	0-1	.150-.299	0-0
.300-.399	1-1	.300-.399	3-0
.400-.499	4-3	.400-.499	4-3
.500-.599	3-0	.500-.599	1-2
.600-.699	0-0	.600-.699	0-0
.700+	0-0	.700+	0-0

REBOUNDS

When UAB out-rebounds its opponent	5-3
When opponent out-rebounds UAB	2-2
When rebounds are equal	1-0

TURNOVERS

When UAB has more turnovers	1-3
When opponent has more turnovers	6-1
When turnovers are equal	1-1

LEADS

When UAB leads after the 1st half	3-2
When opponent leads after the 1st half	3-2
When tied after the 1st half	2-1
In Overtime	1-1

RECORD BY MONTH

Games in November	4-3
Games in December	4-2
Games in January	0-0
Games in February	0-0
Games in March	0-0

AGAINST CONFERENCES

MVC	1-1
ACC	0-1
Big Ten	1-0
SWAC	2-0
C-USA	1-0
SoCon	1-0
Southland	0-1
Sun Belt	0-2
Gulf South	1-0
Big South	1-0

THE LAST TIME UAB

Scored 100+ points at home	110 vs. Rhodes	11/26/22
Scored 100+ points on the road	102 at Fresno State	12/11/99
Scored 100+ points at a neutral site	102 vs. Middle Tennessee	3/11/22
Scored 100+ points and lost	N/A	--
Scored 110+ points	110 vs. Rhodes	11/26/22
Scored 50 points or less	44 at Charlotte	1/2/20
Scored 40 points or less	37 at UTEP	2/8/06
Scored 50 points or less and won	47-28 at SMU	2/15/12
Held opponent to 50 points or less	29 vs. Millsaps	12/12/21
Held opponent to 30 points or less	29 vs. Millsaps	12/12/21
Held opponent to 10 points or less in a half	9 vs. Millsaps (First Half)	12/12/21
Won an overtime game	79-78 vs. Drake	12/22/23
Lost an overtime game	71-73 vs. Bradley	11/6/23
Won a double overtime game	93-91 at Charlotte	3/4/23
Lost a double overtime game	79-82 at North Texas	2/9/23
Played a triple overtime game	W, 102-98 vs. Middle Tennessee	3/11/22
Played a quadruple overtime game	L, 84-92 at Nebraska	12/22/79
Made 10+ 3-pointers	11 vs. Rice	3/9/23
Made 12+ 3-pointers	13 vs. Middle Tennessee	2/11/23
Made 15+ 3-pointers	15 vs. Southern Miss	2/2/09
Allowed 10+ 3-pointers	11 by Alabama A&M	12/13/23
Allowed 15+ 3-pointers	15 by Middle Tennessee	2/5/22
Had 20+ rebound margin	23 vs. Southern	12/18/22
Had 25+ rebound margin	26 vs. Rust College	2/22/21
Had 50+ rebounds	50 vs. Rice	2/23/23
Had 60+ rebounds	62 vs. New Mexico	11/21/13
Had two players with 10+ rebounds	vs. UNC Asheville (Davis & Lendeborg)	12/29/23
Had three players with 10+ rebounds	N/A	--
Had two players record a double-double	vs. UNC Asheville (Davis & Lendeborg)	12/29/23
Attempted 30+ free throws	36 at UNC Asheville	12/29/23
Attempted 40+ free throws	43 vs. Alabama State	11/7/22
Attempted 50+ free throws	54 vs. Charlotte	2/25/91
Made 25+ free throws	34 at UNC Asheville	12/29/23
Made 30+ free throws	34 vs. UNC Asheville	12/29/23
Made 35+ free throws	35 vs. Southern Miss	2/7/15
Shot 90% or better from FT line	94.4%, 34-36 vs. UNC Asheville	12/29/23
Had 20+ assists	21 vs. Montevallo	12/17/23
Had 25+ assists	27 vs. Rhodes	11/26/22
Had 30+ assists	31 vs. UTSA	1/7/16
Had 25+ turnovers	27 vs. Jackson State	11/23/14
Forced 20+ turnovers	20 vs. Montevallo	12/17/23
Forced 25+ turnovers	25 vs. UTEP	12/29/22
Forced 30+ turnovers	31 vs. Millsaps	12/12/21
Forced more turnovers than allowed points	31 TO/29 PA vs. Millsaps	12/12/21
Had 15+ steals	15 vs. Presbyterian	11/16/22
Had 20+ steals	23 vs. Rhodes College	11/14/21
Blocked 5+ shots	7 vs. UNC Asheville	12/29/23
Blocked 10+ shots	10 vs. Presbyterian	11/16/22
Beat a ranked team	86-77 vs. No. 19 Florida Atlantic	2/2/23
Beat a ranked team on the road	67-55 at No. 17 Cincinnati	1/9/94
No opposing player in double figures	vs. Rhodes	11/26/22
All five starters in double figures	vs. Middle Tennessee	2/2/19
Five players score in double figures	vs. Drake	12/22/23
No players score in double figures	N/A	--
Four players score 15+ points	vs. FIU	2/4/23
Had two players combine for 50+ points	at Charlotte (Walker (41) & Jemison (12))	3/4/23
Had two players combine for 60+ points	vs. Middle TN (Walker (40) & Ertel (26))	3/11/22
Overcame a 5 pt halftime deficit to win	6 vs. Maryland	11/12/23
Overcame a 10 pt halftime deficit to win	12 vs. UNC Asheville	12/29/23
Overcame a 10+ pt deficit to win	13 vs. UNC Asheville	12/29/23
Started the Season 7-0		2020-21
Started the Season with 14 wins in first 16 games		2020-21

#0 JAVIAN DAVIS R-Senior | Forward | 6-9 | 265 | Canton, Miss | Canton | Alabama/Mississippi State

**THE DAVIS FILE**

Hometown	Canton, Miss.
Birthday	Sept. 9, 1999
High School	Canton
Height	6-9
Weight	265
Major	Interdisciplinary Graduate Studies

DAVIS, Javian

SEASON	TEAM	GP-GS	MIN/AVG	Field Goals		3-Point		F-Throws		Rebounds				Scoring						
				FG-FGA	FG%	3FG-3FGA	3FG%	FT-FTA	FT%	OFF	DEF	TOT	AVG	PF-FO	A	TO	BLK	STL	PTS	AVG
2019-20	Bama	31-14	494/15.9	60-101	.594	2-8	.250	64-104	.615	46	72	118	3.8	76-5	14	34	13	19	186	6.0
2020-21	MSU	29-1	340/11.7	28-67	.418	3-19	.158	17-43	.395	34	62	96	3.3	58-1	15	29	5	10	76	2.6
2021-22	MSU	32-1	374/11.7	35-77	.455	0-0	.000	42-66	.636	40	35	75	2.3	44-1	13	31	4	8	112	3.5
2022-23	UAB	38-0	585/15.4	79-142	.556	0-1	.000	75-114	.658	59	93	152	4.0	86-0	27	34	9	9	233	6.1
2023-24	UAB	13-13	371/28.6	51-87	.586	0-0	.000	50-64	.781	48	41	89	6.8	40-3	15	23	5	15	152	11.7
TOTAL FOR UAB	51-13	956/18.7	130-229	.568	0-1	.000	125-178	.702	107	134	241	4.7	126-3	42	57	14	24	385	7.5	
TOTAL	143-29	2163/15.1	253-474	.534	5-28	.179	248-391	.634	227	303	530	3.7	304-10	84	151	36	61	759	5.3	

Single Game Highs

Statistic	Value	
Points	22	vs Montevallo 12/17/23
Rebounds	15	vs Bradley 11/06/23
Assists	3	vs South Fla. 11/21/22, vs Rice 03/09/23, vs Furman 11/25/23
Steals	4	vs Bradley 11/06/23, vs Alcorn 11/16/23, vs Drake 12/22/23
Blocks	3	vs Arkansas 02/01/20, at Vanderbilt 01/22/20
FG Made	9	vs Montevallo 12/17/23
FG Attempts	14	at Middle Tenn. 11/21/23
3FG Made	1	5 times
3FG Attempts	3	vs South Carolina 02/29/20, vs Clemson 11/25/20
FT Made	11	vs South Carolina 02/29/20
FT Attempts	15	vs South Carolina 02/29/20



#2 DANIEL ORTIZ Junior | Guard | 6-0 | 185 | Shreveport, La. | Calvary Baptist | North Alabama



THE ORTIZ FILE

Hometown	Shreveport, La.
Birthday	October 21, 2002
High School	Calvary Baptist
Height	6-0
Weight	185
Major	General Studies

ORTIZ, Daniel

SEASON	TEAM	GP-GS	MIN/AVG	Field Goals			3-Point		F-Throws		Rebounds				Scoring					
				FG-FGA	FG%	3FG-3FGA	3FG%	FT-FTA	FT%	OFF	DEF	TOT	AVG	PF-FO	A	TO	BLK	STL	PTS	AVG
2021-22	UNA	30-16	775/25.8	156-397	.393	61-178	.343	59-75	.787	13	81	94	3.1	34-0	39	42	7	33	432	14.4
2022-23	UNA	33-33	932/28.3	170-397	.428	105-257	.409	44-57	.772	11	113	124	3.8	44-0	32	52	6	35	489	14.8
2023-24	UAB	13-1	215/16.5	33-87	.379	19-58	.328	17-20	.850	3	14	17	1.3	10-0	5	4	2	9	102	7.8
TOTAL FOR UAB		13-1	215/16.5	33-87	.379	19-58	.328	17-20	.850	3	14	17	1.3	10-0	5	4	2	9	102	7.8
TOTAL		76-50	1922/25.3	359-881	.407	185-493	.375	120-152	.789	27	208	235	3.1	88-0	76	98	15	77	1023	13.5

Single Game Highs

Statistic	Value	
Points	32	vs North Florida 01/28/23
Rebounds	11	vs Alabama St. 12/07/22, vs Austin Peay 02/09/23
Assists	6	at Virgin Islands 11/13/21
Steals	4	at Virgin Islands 11/13/21, vs Montevallo 12/17/23
Blocks	2	vs Oakwood 11/23/21, at Central Ark. 01/15/22, at Queens (NC) 01/14/23
FG Made	12	at Jacksonville St. 02/26/22, at FGCU 03/01/22
FG Attempts	28	vs Central Ark. 02/23/22
3FG Made	10	vs North Florida 01/28/23
3FG Attempts	14	vs Central Ark. 02/23/22, vs Central Ark. 01/21/23, vs North Florida 01/28/23
FT Made	7	vs Central Ark. 02/23/22, vs McNeese 11/28/23
FT Attempts	8	vs McNeese 11/28/23



#3 YAXEL LENDEBORG Junior | Forward | 6-9 | 235 | Pennsauken, N.J. | Pennsauken | Arizona Western

**THE LENDEBORG FILE**

Hometown	Pennsauken, N.J.
Birthday	September 30, 2002
High School	Pennsauken
Height	6-9
Weight	230
Major	General Studies

LENDEBORG, Yaxel

SEASON	TEAM	GP-GS	MIN/AVG	Field Goals		3-Point		F-Throws		Rebounds				Scoring						
				FG-FGA	FG%	3FG-3FGA	3FG%	FT-FTA	FT%	OFF	DEF	TOT	AVG	PF	FO	A	TO	BLK	STL	PTS
2023-24	UAB	13-9	344/26.5	47-88	.534	1-9	.111	43-61	.705	35	75	110	8.5	39-3	23	25	27	7	138	10.6
TOTAL		13-9	344/26.5	47-88	.534	1-9	.111	43-61	.705	35	75	110	8.5	39-3	23	25	27	7	138	10.6

Single Game Highs

Statistic	Value	
Points	24	vs UNC Asheville 12/29/23
Rebounds	16	at Alabama A&M 12/13/23
Assists	5	at Arkansas St. 12/09/23
Steals	4	at Alabama A&M 12/13/23
Blocks	5	vs Furman 11/25/23, at Arkansas St. 12/09/23
FG Made	8	vs Furman 11/25/23, vs UNC Asheville 12/29/23
FG Attempts	15	vs UNC Asheville 12/29/23
3FG Made	1	vs Drake 12/22/23
3FG Attempts	2	vs Bradley 11/06/23, at Arkansas St. 12/09/23, vs Drake 12/22/23
FT Made	8	at Alabama A&M 12/13/23, vs UNC Asheville 12/29/23
FT Attempts	10	at Alabama A&M 12/13/23



#4 ERIC GAINES Junior | Guard | 6-2 | 160 | Lithonia, Ga. | Lithonia | LSU

**THE GAINES FILE**

Hometown	Lithonia, Ga.
Birthday	Jan. 19, 2001
High School	Lithonia
Height	6-2
Weight	160
Major	General Studies

GAINES, Eric



SEASON	TEAM	GP-GS	MIN/AVG	Field Goals		3-Point		F-Throws		Rebounds				Scoring						
				FG-FGA	FG%	3FG-3FGA	3FG%	FT-FTA	FT%	OFF	DEF	TOT	AVG	PF-FO	A	TO	BLK	STL	PTS	AVG
2020-21	LSU	29-1	390/13.5	18-81	.222	5-29	.172	32-44	.727	11	31	42	1.4	48-0	35	36	6	30	73	2.5
2021-22	LSU	34-8	912/26.8	95-243	.391	20-80	.250	96-121	.793	22	91	113	3.3	80-2	100	94	16	70	306	9.0
2022-23	UAB	39-29	1136/29.1	148-376	.394	37-108	.343	115-145	.793	18	116	134	3.4	92-2	168	119	25	72	448	11.5
2023-24	UAB	13-13	437/33.6	60-152	.395	13-56	.232	39-57	.684	11	38	49	3.8	27-0	66	35	5	36	172	13.2
TOTAL FOR UAB		52-42	1572/30.2	208-528	.394	50-164	.305	154-202	.762	29	154	183	3.5	119-2	234	154	30	108	620	11.9
TOTAL		115-51	2874/25.0	321-852	.377	75-273	.275	282-367	.768	62	276	338	2.9	247-4	369	284	52	208	999	8.7

Single Game Highs

Statistic	Value	
Points	22	at Louisiana Tech 01/14/23
Rebounds	8	at Rice 01/28/23
Assists	10	vs Presbyterian 11/16/22, vs Middle Tenn. 02/11/23, vs Montevallo 12/17/23
Steals	7	vs Montevallo 12/17/23
Blocks	3	vs Presbyterian 11/16/22, vs Western Ky. 01/11/23, at UTSA 02/18/23
FG Made	8	vs Maryland 11/12/23
FG Attempts	18	vs Bradley 11/06/23
3FG Made	4	at Louisiana Tech 01/14/23
3FG Attempts	9	at Louisiana Tech 01/14/23
FT Made	10	vs Fla. Atlantic 02/02/23
FT Attempts	12	vs Texas A&M 01/26/22



#5 JAMES WHITE Junior | Guard | 6-5 | 190 | Conyers, Ga. | Heritage | Ole Miss

**THE WHITE FILE**

Hometown	Conyers, Ga.
High School	Heritage
Birthday	July 12, 2003
Height	6-5
Weight	190
Major	General Studies

WHITE, James

SEASON	TEAM	GP-GS	MIN/AVG	Field Goals		3-Point		F-Throws		Rebounds				Scoring						
				FG-FGA	FG%	3FG-3FGA	3FG%	FT-FTA	FT%	OFF	DEF	TOT	AVG	PF-FO	A	TO	BLK	STL	PTS	AVG
2021-22	OM	18-1	123/6.9	17-39	.436	2-9	.222	3-9	.333	1	14	15	0.8	13-0	4	5	1	1	39	2.2
2022-23	OM	29-7	399/13.8	51-131	.389	7-32	.219	6-15	.400	12	47	59	2.0	30-0	29	18	3	5	115	4.0
2023-24	UAB	7-3	76/10.9	10-24	.417	0-0	.000	4-5	.800	4	9	13	1.9	2-0	3	3	0	4	24	3.4
TOTAL FOR UAB		7-3	76/10.9	10-24	.417	0-0	.000	4-5	.800	4	9	13	1.9	2-0	3	3	0	4	24	3.4
TOTAL		54-11	599/11.1	78-194	.402	9-41	.220	13-29	.448	17	70	87	1.6	45-0	36	26	4	10	178	3.3

Single Game Highs

Statistic	Value	
Points	14	at Missouri 03/04/23
Rebounds	10	vs South Carolina 03/08/23
Assists	3	4 times
Steals	2	vs Alcorn 11/16/23
Blocks	1	4 times
FG Made	7	at Missouri 03/04/23
FG Attempts	13	vs Texas A&M 02/28/23
3FG Made	2	at Auburn 02/22/23
3FG Attempts	4	vs Texas A&M 02/28/23
FT Made	4	vs Alcorn 11/07/22
FT Attempts	4	vs Alcorn 11/07/22



#10 ALEJANDRO VASQUEZ Junior | Guard | 6-4 | 205 | Queens, N.Y. | The Patrick School (N.J.) | St. Bonaventure | Salt Lake CC

**THE VASQUEZ FILE**

Hometown	Queens, N.Y.
High School	The Patrick School (N.J.)
Birthday	October 21, 2000
Height	6-4
Weight	200
Major	General Studies

VASQUEZ, Alejandro

SEASON	TEAM	GP-GS	MIN/AVG	Field Goals		3-Point		F-Throws		Rebounds				Scoring						
				FG-FGA	FG%	3FG-3FGA	3FG%	FT-FTA	FT%	OFF	DEF	TOT	AVG	PF	FO	A	TO	BLK	STL	PTS
2019-20	SBU	31-7	503/16.2	69-165	.418	29-79	.367	29-39	.744	9	37	46	1.5	54-1	25	36	4	15	196	6.3
2020-21	SBU	21-1	282/13.4	26-92	.283	16-46	.348	24-31	.774	6	16	22	1.0	19-0	14	13	1	10	92	4.4
2023-24	UAB	12-7	249/20.8	39-98	.398	10-35	.286	27-32	.844	16	24	40	3.3	18-0	12	10	4	5	115	9.6
TOTAL FOR UAB		12-7	249/20.8	39-98	.398	10-35	.286	27-32	.844	16	24	40	3.3	18-0	12	10	4	5	115	9.6
TOTAL		64-15	1034/16.2	134-355	.377	55-160	.344	80-102	.784	31	77	108	1.7	91-1	51	59	9	30	403	6.3

Single Game Highs

Statistic	Value	
Points	26	vs Southern Miss. 12/01/23
Rebounds	5	at Middle Tenn. 11/21/23, vs Southern Miss. 12/01/23, vs Maryland 11/12/23
Assists	4	vs Saint Joseph's 03/04/20
Steals	3	vs Dayton 03/01/21
Blocks	1	9 times
FG Made	9	vs Southern Miss. 12/01/23
FG Attempts	18	vs Southern Miss. 12/01/23
3FG Made	5	vs George Washington 02/26/21, vs Southern Miss. 12/01/23
3FG Attempts	10	vs Southern Miss. 12/01/23
FT Made	8	vs Maryland 11/12/23
FT Attempts	8	vs Ohio 11/05/19, vs Maryland 11/12/23



#11 KJ SATTERFIELD Freshman | Guard | 6-4 | 180 | Bronx, N.Y. | The Patrick School (N.J.)



THE SATTERFIELD FILE

Hometown	Bronx, N.Y.
Birthday	April 26, 2005
High School	The Patrick School (N.J.)
Height	6-4
Weight	180
Major	Philosophy

SATTERFIELD, Kj

SEASON	TEAM	GP-GS	MIN/AVG	Field Goals		3-Point		F-Throws		Rebounds				Scoring							
				FG-FGA	FG%	3FG-3FGA	3FG%	FT-FTA	FT%	OFF	DEF	TOT	AVG	PF	FO	A	TO	BLK	STL	PTS	AVG
2023-24	UAB	1-0	5/5.0	1-3	.333	1-3	.333	0-0	.000	0	1	1	1.0	0-0	0	0	0	0	0	3	3.0
TOTAL		1-0	5/5.0	1-3	.333	1-3	.333	0-0	.000	0	1	1	1.0	0-0	0	0	0	0	0	3	3.0

Single Game Highs

Statistic	Value
Points	3 vs Montevallo 12/17/23
Rebounds	1 vs Montevallo 12/17/23
FG Made	1 vs Montevallo 12/17/23
FG Attempts	3 vs Montevallo 12/17/23
3FG Made	1 vs Montevallo 12/17/23
3FG Attempts	3 vs Montevallo 12/17/23



#12 TONY TONEY Junior | Guard | 6-2 | 195 | Huntsville, Ala. | Mae Jemison

**THE TONEY FILE**Hometown Huntsville, Ala.Birthday June 20, 2002High School Mae JemisonHeight 6-2Weight 190Major Communication Studies**TONEY, Tony**

SEASON	TEAM	GP-GS	MIN/AVG	Field Goals		3-Point		F-Throws		Rebounds				Scoring						
				FG-FGA	FG%	3FG-3FGA	3FG%	FT-FTA	FT%	OFF	DEF	TOT	AVG	PF-FO	A	TO	BLK	STL	PTS	AVG
2020-21	UAB	15-0	90/6.0	13-25	.520	3-7	.429	6-7	.857	2	13	15	1.0	7-0	5	3	0	5	35	2.3
2021-22	UAB	29-0	243/8.4	30-53	.566	9-17	.529	4-9	.444	6	22	28	1.0	17-0	14	7	4	14	73	2.5
2022-23	UAB	36-0	476/13.2	45-100	.450	7-27	.259	27-39	.692	20	53	73	2.0	29-0	21	13	7	19	124	3.4
2023-24	UAB	13-12	280/21.5	33-77	.429	8-30	.267	20-31	.645	8	20	28	2.2	16-0	16	10	3	10	94	7.2
TOTAL		93-12	1088/11.7	121-255	.475	27-81	.333	57-86	.663	36	108	144	1.5	69-0	56	33	14	48	326	3.5

Single Game Highs

Statistic	Value	
Points	23	vs Rust 02/22/21
Rebounds	6	vs Millsaps 12/12/21, vs Rice 02/23/23
Assists	5	vs Rhodes 11/26/22
Steals	4	vs Rhodes 11/14/21
Blocks	1	14 times
FG Made	10	vs Rust 02/22/21
FG Attempts	14	vs Rust 02/22/21
3FG Made	3	at Arkansas St. 12/09/23
3FG Attempts	5	at Arkansas St. 12/09/23
FT Made	5	vs Bradley 11/06/23
FT Attempts	7	vs Bradley 11/06/23



#13 CHRISTIAN COLEMAN Junior | Forward | 6-9 | 200 | Winnsboro, La. | Franklin Parish | South Plains College

**THE COLEMAN FILE**

Hometown	Winnsboro, La.
Birthday	August 28, 2000
High School	Franklin Parish
Prev. School	South Plains College
Height	6-9
Weight	200
Major	General Studies

COLEMAN, Christian

SEASON	TEAM	GP-GS	MIN/AVG	Field Goals		3-Point		F-Throws		Rebounds				Scoring						
				FG-FGA	FG%	3FG-3FGA	3FG%	FT-FTA	FT%	OFF	DEF	TOT	AVG	PF	FO	A	TO	BLK	STL	PTS
2023-24	UAB	13-3	232/17.9	24-48	.500	0-0	.000	27-37	.730	15	38	53	4.1	24-0	6	14	11	7	75	5.8
TOTAL		13-3	232/17.9	24-48	.500	0-0	.000	27-37	.730	15	38	53	4.1	24-0	6	14	11	7	75	5.8

Single Game Highs

Statistic	Value	
Points	14	vs Southern Miss. 12/01/23
Rebounds	8	vs Bradley 11/06/23, vs Montevallo 12/17/23
Assists	2	vs Southern Miss. 12/01/23
Steals	2	at Alabama A&M 12/13/23
Blocks	4	vs Maryland 11/12/23
FG Made	5	vs Southern Miss. 12/01/23
FG Attempts	9	vs Bradley 11/06/23
FT Made	5	at Alabama A&M 12/13/23
FT Attempts	6	at Alabama A&M 12/13/23



#15 MARQUIS HARGROVE Junior | Guard | 6-3 | 180 | Sacramento, Calif. | Franklin | Arizona Western



THE HARGROVE FILE

Hometown	Sacramento, Calif.
Birthday	February 14, 2001
High School	Franklin
Prev. School	Arizona Western
Height	6-3
Weight	180



#21 JON COLEMAN Senior | Guard | 5-10 | 165 | Little Rock, Ark. | Hall

**THE COLEMAN FILE**

Hometown	Little Rock, Ark.
Birthday	April 18, 2001
High School	Hall
Height	5-10
Weight	165
Major	Masters of Communication Management

COLEMAN, Jon

SEASON	TEAM	GP-GS	MIN/AVG	Field Goals		3-Point		F-Throws		Rebounds				Scoring							
				FG-FGA	FG%	3FG-3FGA	3FG%	FT-FTA	FT%	OFF	DEF	TOT	AVG	PF	FO	A	TO	BLK	STL	PTS	AVG
2019-20	UAB	2-0	5/2.5	0-1	.000	0-0	.000	0-0	.000	0	0	0	0.0	0-0	0	0	0	0	0	0	0.0
2020-21	UAB	5-0	10/2.0	1-2	.500	0-0	.000	2-4	.500	0	2	2	0.4	1-0	1	3	0	0	0	4	0.8
2021-22	UAB	5-0	10/2.0	4-6	.667	2-3	.667	0-1	.000	0	0	0	0.0	0-0	1	0	0	0	10	2.0	
2022-23	UAB	5-0	7/1.5	0-2	.000	0-1	.000	0-1	.000	0	1	1	0.2	1-0	1	1	0	0	0	0	0.0
2023-24	UAB	1-0	2/2.5	0-0	.000	0-0	.000	0-0	.000	0	1	1	1.0	0-0	1	0	0	0	0	0	0.0
TOTAL		18-0	35/1.9	5-11	.455	2-4	.500	2-6	.333	0	4	4	0.2	2-0	4	4	0	0	14	0.8	

Single Game Highs

Statistic	Value
Points	5 vs Millsaps 12/12/21
Rebounds	2 vs Rust 02/22/21
Assists	1 4 times
FG Made	2 vs Millsaps 12/12/21
FG Attempts	2 vs Millsaps 12/12/21, vs Mississippi Val. 12/22/21
3FG Made	1 vs Millsaps 12/12/21, vs Rice 02/17/22
3FG Attempts	1 4 times
FT Made	2 vs Rust 02/22/21
FT Attempts	2 vs Southern U. 12/16/20, vs Rust 02/22/21



#22 BARRY DUNNING JR. Sophomore | Guard/Forward | 6-6 | 190 | Mobile, Ala. | McGill-Toolen | Arkansas

**THE DUNNING FILE**

Hometown	Mobile, Ala.
Birthday	General Studies
High School	McGill-Toolen
Height	6-6
Weight	195
Major	October 26, 2003

DUNNING JR., Barry

				Field Goals		3-Point		F-Throws		Rebounds				Scoring						
SEASON	TEAM	GP-GS	MIN/AVG	FG-FGA	FG%	3FG-3FGA	3FG%	FT-FTA	FT%	OFF	DEF	TOT	AVG	PF-FO	A	TO	BLK	STL	PTS	AVG
2022-23	Ark	16-1	50/3.1	2-8	.250	0-2	.000	1-2	.500	1	2	3	0.2	4-0	1	2	0	2	5	0.3
2023-24	UAB	9-0	53/5.9	5-17	.294	1-4	.250	5-7	.714	7	6	13	1.4	4-0	1	3	1	1	16	1.8
TOTAL FOR UAB		9-0	53/5.9	5-17	.294	1-4	.250	5-7	.714	7	6	13	1.4	4-0	1	3	1	1	16	1.8
TOTAL		25-1	103/4.1	7-25	.280	1-6	.167	6-9	.667	8	8	16	0.6	8-0	2	5	1	3	21	0.8

Single Game Highs

Statistic	Value	
Points	6	at Alabama A&M 12/13/23
Rebounds	4	vs Alcorn 11/16/23
Assists	1	vs San Jose St. 12/03/22, vs Clemson 11/10/23
Steals	1	vs North Dakota St. 11/07/22, vs San Diego St. 11/23/22, vs Clemson 11/10/23
Blocks	1	vs McNeese 11/28/23
FG Made	3	at Alabama A&M 12/13/23
FG Attempts	5	vs Montevallo 12/17/23
3FG Made	1	vs Clemson 11/10/23
3FG Attempts	2	vs Clemson 11/10/23
FT Made	3	vs Montevallo 12/17/23
FT Attempts	4	vs Montevallo 12/17/23



#23 SETH SIGMON Senior | Forward | 6-3 | 205 | Houston, Texas | Huntsville (Ala.)

**THE SIGMON FILE**

Hometown	Houston, Texas
Birthday	Nov. 22, 2000
High School	Huntsville (Ala.)
Height	6-3
Weight	205
Major	Biomedical Sciences

SIGMON, Seth

SEASON	TEAM	GP-GS	MIN/AVG	Field Goals		3-Point		F-Throws		Rebounds				Scoring							
				FG-FGA	FG%	3FG-3FGA	3FG%	FT-FTA	FT%	OFF	DEF	TOT	AVG	PF	FO	A	TO	BLK	STL	PTS	AVG
2022-23	UAB	4-0	7/1.7	1-1	1.000	0-0	.000	0-0	.000	1	1	2	0.5	0-0	0	0	0	0	0	2	0.5
TOTAL		4-0	7/1.7	1-1	1.000	0-0	.000	0-0	.000	1	1	2	0.5	0-0	0	0	0	0	0	2	0.5

Single Game Highs

Statistic	Value
Points	2 vs Rhodes 11/26/22
Rebounds	2 vs Rhodes 11/26/22
FG Made	1 vs Rhodes 11/26/22
FG Attempts	1 vs Rhodes 11/26/22



#24 EFREM "BUTTA" JOHNSON Sophomore | Guard | 6-4 | 180 | Huntsville, Ala. | Grissom

**THE JOHNSON FILE**

Nickname	"Butta"
Hometown	Huntsville, Ala.
Birthday	Jun. 25, 2003
High School	Grissom
Height	6-4
Weight	180

JOHNSON, Efrem

SEASON	TEAM	GP-GS	MIN/AVG	Field Goals		3-Point		F-Throws		Rebounds				Scoring						
				FG-FGA	FG%	3FG-3FGA	3FG%	FT-FTA	FT%	OFF	DEF	TOT	AVG	PF-FO	A	TO	BLK	STL	PTS	AVG
2022-23	UAB	29-0	375/12.9	33-79	.418	14-37	.378	22-26	.846	12	26	38	1.3	25-0	17	14	0	15	102	3.5
2023-24	UAB	12-4	345/28.7	40-92	.435	18-44	.409	12-14	.857	7	22	29	2.4	17-0	18	12	2	2	110	9.2
TOTAL		41-4	720/17.6	73-171	.427	32-81	.395	34-40	.850	19	48	67	1.6	42-0	35	26	2	17	212	5.2

Single Game Highs

Statistic	Value
Points	18 vs Alcorn 11/16/23
Rebounds	8 vs UTEP 12/29/22
Assists	4 vs Rhodes 11/26/22, at Alabama A&M 12/13/23
Steals	2 vs Rhodes 11/26/22, vs UTSA 12/31/22, vs North Texas 01/21/23
Blocks	1 vs Clemson 11/10/23, vs McNeese 11/28/23
FG Made	7 vs Clemson 11/10/23
FG Attempts	12 vs McNeese 11/28/23
3FG Made	4 vs Alcorn 11/16/23, at Alabama A&M 12/13/23
3FG Attempts	8 at Arkansas St. 12/09/23
FT Made	7 vs UTEP 12/29/22
FT Attempts	10 vs UTEP 12/29/22



#25 WILL SHAVER R-Sophomore | Forward | 6-10 | 270 | Birmingham, Ala. | Oak Mountain | North Carolina

**THE SHAVER FILE**

Hometown	Birmingham, Alabama
Birthday	September 17, 2003
High School	Oak Mountain
Height	6-10
Weight	270
Major	General Studies

SHAVER, Will

SEASON	TEAM	GP-GS	MIN/AVG	Field Goals		3-Point		F-Throws		Rebounds				Scoring						
				FG-FGA	FG%	3FG-3FGA	3FG%	FT-FTA	FT%	OFF	DEF	TOT	AVG	PF	FO	A	TO	BLK	STL	PTS
2022-23	UNC	3-0	6/2.2	0-1	.000	0-0	.000	2-2	1.000	0	1	1	0.3	2-0	1	0	0	0	2	0.7
2023-24	UAB	5-0	37/7.3	3-10	.300	0-1	.000	0-0	.000	2	10	12	2.4	3-0	0	4	0	1	6	1.2
TOTAL FOR UAB		5-0	37/7.3	3-10	.300	0-1	.000	0-0	.000	2	10	12	2.4	3-0	0	4	0	1	6	1.2
TOTAL		8-0	43/5.4	3-11	.273	0-1	.000	2-2	1.000	2	11	13	1.6	5-0	1	4	0	1	8	1.0

Single Game Highs

Statistic	Value	
Points	6	vs Montevallo 12/17/23
Rebounds	6	vs Clemson 11/10/23
Assists	1	vs The Citadel 12/13/22
Steals	1	vs Montevallo 12/17/23
FG Made	3	vs Montevallo 12/17/23
FG Attempts	6	vs Montevallo 12/17/23
3FG Attempts	1	vs Montevallo 12/17/23
FT Made	2	vs Alabama 11/27/22
FT Attempts	2	vs Alabama 11/27/22



#30 RYAN DONOHOO Junior | Guard | 6-0 | 180 | Birmingham, Ala. | Briarwood Christian School



THE DONOHOO FILE

Hometown	Birmingham, Alabama
Birthday	April 9, 2001
High School	Briarwood Christian School
Height	6-0
Weight	180
Major	Communication Studies

DONOHOO, Ryan

SEASON	TEAM	GP-GS	MIN/AVG	Field Goals		3-Point		F-Throws		Rebounds				Scoring							
				FG-FGA	FG%	3FG-3FGA	3FG%	FT-FTA	FT%	OFF	DEF	TOT	AVG	PF	FO	A	TO	BLK	STL	PTS	AVG
2021-22	UAB	1-0	1/1.0	0-0	.000	0-0	.000	0-0	.000	0	0	0	0.0	0-0	1	0	0	0	0	0	0.0
2022-23	UAB	4-0	6/1.6	0-3	.000	0-3	.000	0-0	.000	0	1	1	0.3	1-0	0	0	0	0	0	0	0.0
2023-24	UAB	1-0	2/2.5	0-2	.000	0-2	.000	0-0	.000	0	0	0	0.0	0-0	1	0	0	0	0	0	0.0
TOTAL		6-0	10/1.6	0-5	.000	0-5	.000	0-0	.000	0	1	1	0.2	1-0	2	0	0	0	0	0	0.0

Single Game Highs

Statistic	Value
Rebounds	1 vs Rhodes 11/26/22
Assists	1 vs Rice 02/17/22, vs Montevallo 12/17/23
FG Attempts	3 vs Rhodes 11/26/22
3FG Attempts	3 vs Rhodes 11/26/22



Summary

Player	Season Statistics										Career Statistics									
	GP-GS	MIN/G	FG%	3FG%	FT%	R/G	A/G	STL	BLK	PTS/G	GP-GS	MIN/G	FG%	3FG%	FT%	R/G	A/G	STL	BLK	PTS/G
COLEMAN, Christian	13-3	17.9	.500	.000	.730	4.1	0.5	7	11	5.8	13-3	17.9	.500	.000	.730	4.1	0.5	7	11	5.8
COLEMAN, Jon	1-0	2.5	.000	.000	.000	1.0	1.0	0	0	0.0	18-0	1.9	.455	.500	.333	0.2	0.2	0	0	0.8
DAVIS, Javian	13-13	28.6	.586	.000	.781	6.8	1.2	15	5	11.7	143-29	15.1	.534	.179	.634	3.7	0.6	61	36	5.3
DONOHOO, Ryan	1-0	2.5	.000	.000	.000	0.0	1.0	0	0	0.0	6-0	1.6	.000	.000	.000	0.2	0.3	0	0	0.0
DUNNING JR., Barry	9-0	5.9	.294	.250	.714	1.4	0.1	1	1	1.8	25-1	4.1	.280	.167	.667	0.6	0.1	3	1	0.8
GAINES, Eric	13-13	33.6	.395	.232	.684	3.8	5.1	36	5	13.2	115-51	25.0	.377	.275	.768	2.9	3.2	208	52	8.7
JOHNSON, Efrem	12-4	28.7	.435	.409	.857	2.4	1.5	2	2	9.2	41-4	17.6	.427	.395	.850	1.6	0.9	17	2	5.2
LENDEBORG, Yaxel	13-9	26.5	.534	.111	.705	8.5	1.8	7	27	10.6	13-9	26.5	.534	.111	.705	8.5	1.8	7	27	10.6
ORTIZ, Daniel	13-1	16.5	.379	.328	.850	1.3	0.4	9	2	7.8	76-50	25.3	.407	.375	.789	3.1	1.0	77	15	13.5
SATTERFIELD, KJ	1-0	5.0	.333	.333	.000	1.0	0.0	0	0	3.0	1-0	5.0	.333	.333	.000	1.0	0.0	0	0	3.0
SHAVER, Will	5-0	7.3	.300	.000	.000	2.4	0.0	1	0	1.2	8-0	5.4	.273	.000	1.000	1.6	0.1	1	0	1.0
TONEY, Tony	13-12	21.5	.429	.267	.645	2.2	1.2	10	3	7.2	93-12	11.7	.475	.333	.663	1.5	0.6	48	14	3.5
VASQUEZ, Alejandro	12-7	20.8	.398	.286	.844	3.3	1.0	5	4	9.6	64-15	16.2	.377	.344	.784	1.7	0.8	30	9	6.3
WHITE, James	7-3	10.9	.417	.000	.800	1.9	0.4	4	0	3.4	54-11	11.1	.402	.220	.448	1.6	0.7	10	4	3.3

Scoring

Player	Season Statistics								Career Statistics							
	FG-FGA	FG%	3FG-3FGA	3FG%	FT-FTA	FT%	PTS	PTS/G	FG-FGA	FG%	3FG-3FGA	3FG%	FT-FTA	FT%	PTS	PTS/G
COLEMAN, Christian	24-48	.500	0-0	.000	27-37	.730	75	5.8	24-48	.500	0-0	.000	27-37	.730	75	5.8
COLEMAN, Jon	0-0	.000	0-0	.000	0-0	.000	0	0.0	5-11	.455	2-4	.500	2-6	.333	14	0.8
DAVIS, Javian	51-87	.586	0-0	.000	50-64	.781	152	11.7	253-474	.534	5-28	.179	248-391	.634	759	5.3
DONOHOO, Ryan	0-2	.000	0-2	.000	0-0	.000	0	0.0	0-5	.000	0-5	.000	0-0	.000	0	0.0
DUNNING JR., Barry	5-17	.294	1-4	.250	5-7	.714	16	1.8	7-25	.280	1-6	.167	6-9	.667	21	0.8
GAINES, Eric	60-152	.395	13-56	.232	39-57	.684	172	13.2	321-852	.377	75-273	.275	282-367	.768	999	8.7
JOHNSON, Efrem	40-92	.435	18-44	.409	12-14	.857	110	9.2	73-171	.427	32-81	.395	34-40	.850	212	5.2
LENDEBORG, Yaxel	47-88	.534	1-9	.111	43-61	.705	138	10.6	47-88	.534	1-9	.111	43-61	.705	138	10.6
ORTIZ, Daniel	33-87	.379	19-58	.328	17-20	.850	102	7.8	359-881	.407	185-493	.375	120-152	.789	1023	13.5
SATTERFIELD, KJ	1-3	.333	1-3	.333	0-0	.000	3	3.0	1-3	.333	1-3	.333	0-0	.000	3	3.0
SHAVER, Will	3-10	.300	0-1	.000	0-0	.000	6	1.2	3-11	.273	0-1	.000	2-2	1.000	8	1.0
TONEY, Tony	33-77	.429	8-30	.267	20-31	.645	94	7.2	121-255	.475	27-81	.333	57-86	.663	326	3.5
VASQUEZ, Alejandro	39-98	.398	10-35	.286	27-32	.844	115	9.6	134-355	.377	55-160	.344	80-102	.784	403	6.3
WHITE, James	10-24	.417	0-0	.000	4-5	.800	24	3.4	78-194	.402	9-41	.220	13-29	.448	178	3.3

Totals

Player	Season Statistics									Career Statistics								
	O-REB	D-REB	TOTAL	PF	FO	A	TO	A/TO	O-REB	D-REB	TOTAL	PF	FO	A	TO	A/TO		
COLEMAN, Christian	15	38	53	24	0	6	14	0.4	15	38	53	24	0	6	14	0.4		
COLEMAN, Jon	0	1	1	0	0	1	0	0.0	0	4	4	2	0	4	4	1.0		
DAVIS, Javian	48	41	89	40	3	15	23	0.7	227	303	530	304	10	84	151	0.6		
DONOHOO, Ryan	0	0	0	0	0	1	0	0.0	0	1	1	1	0	2	0	0.0		
DUNNING JR., Barry	7	6	13	4	0	1	3	0.3	8	8	16	8	0	2	5	0.4		
GAINES, Eric	11	38	49	27	0	66	35	1.9	62	276	338	247	4	369	284	1.3		
JOHNSON, Efrem	7	22	29	17	0	18	12	1.5	19	48	67	42	0	35	26	1.3		
LENDEBORG, Yaxel	35	75	110	39	3	23	25	0.9	35	75	110	39	3	23	25	0.9		
ORTIZ, Daniel	3	14	17	10	0	5	4	1.3	27	208	235	88	0	76	98	0.8		
SATTERFIELD, KJ	0	1	1	0	0	0	0	0.0	0	1	1	0	0	0	0	0.0		
SHAVER, Will	2	10	12	3	0	0	4	0.0	2	11	13	5	0	1	4	0.3		
TONEY, Tony	8	20	28	16	0	16	10	1.6	36	108	144	69	0	56	33	1.7		
VASQUEZ, Alejandro	16	24	40	18	0	12	10	1.2	31	77	108	91	1	51	59	0.9		
WHITE, James	4	9	13	2	0	3	3	1.0	17	70	87	45	0	36	26	1.4		