



UTSA ROADRUNNERS BASKETBALL

ATHLETICS COMMUNICATIONS CONTACT: Michael Stambaugh (michael.stambaugh@utsa.edu; C: 785-979-5721)

OCTOBER (2-0 IN EXHIBITIONS)

24	TRINITY (EXH.) [ESPN+]	W, 100-70
30	MCMURRY (EXH.) [ESPN+]	W, 125-84

NOVEMBER (4-4)

6	WESTERN ILLINOIS [ESPN+]	W, 78-68 (OT)
10	at Minnesota [Peacock]	L, 76-102
14	at Lamar [ESPN+]	L, 82-90
17	at Texas State [ESPN+]	L, 62-72
20	at Houston Christian [ESPN+]	W, 89-87
24	JACKSONVILLE STATE [ESPN+]^	L, 77-62
25	UIW [ESPN+] ^	W, 90-80
30	LAMAR [ESPN+]	W, 86-83

DECEMBER (1-3)

10	ARKANSAS-FORT SMITH [ESPN+]	W, 93-60
13	at Little Rock [ESPN+]	L, 84-93
17	at Oregon State [Pac-12 Networks]	L, 65-66
21	ARMY WEST POINT [ESPN+]	L, 53-63
28	PRAIRIE VIEW A&M [ESPN+]	7 p.m.

JANUARY (0-0)

2	UAB* [ESPNU]	8 p.m.
6	at Rice* [ESPN+]	2 p.m.
10	at Memphis* [ESPN+] 7 p.m.	
13	CHARLOTTE* [ESPNU]	7 p.m.
17	at Tulsa* [ESPN+]	7 p.m.
21	FLORIDA ATLANTIC* [ESPN+]	2 p.m.
24	TULANE* [ESPN+]	7 p.m.
27	at South Florida* [ESPN+]	3 p.m.

FEBRUARY (0-0)

3	RICE* [ESPN+]	2 p.m.
7	at Wichita State* [ESPN+]	6:30 p.m.
10	EAST CAROLINA* [ESPNU]	3 p.m.
15	at Charlotte* [ESPN+]	6 p.m.
18	at Temple* [ESPN+]	1 p.m.
21	SOUTH FLORIDA* [ESPNU]	7 p.m.
24	at North Texas* [ESPNU]	3 p.m.
28	TULSA* [ESPNU]	7 p.m.

MARCH (0-0)

2	at SMU* [ESPN+]	2 p.m.
10	TEMPLE* [ESPN+]	2 P.M.
13-17	American Athletic Conference Championships Fort Worth, Texas (Dickies Arena)	TBA

HOME GAME AT THE CONVOCATION CENTER

^ - Roadrunner/Cardinal Classic (San Antonio, Texas)

* - AAC Game

All times CENTRAL

Dates and times subject to change

THE UTSA BASKETBALL SHOW

SELECTED DATES

Hosted by Andy Everett, **The UTSA Basketball Show Show** airs on select days during the American Athletic Conference season. Fans can join the show live at the **Chicken N Pickle**, on the east side of I-10 off UTSA Blvd (5215 UTSA Boulevard, 78249) via a live stream on the UTSA Athletics Facebook page, or tune in to The Sports Radio AM 760 The Ticket and Ticket760.com and everywhere fans want to listen via the free all-in-one iHeartRadio app.

Jan 8	Jan 23	Feb 5	Feb 20	March 6
Jan 15	Jan 29	Feb 12	Feb 26	March 18



UTSA ROADRUNNERS

(5-7, 0-0 AAC)

VS



PRAIRIE VIEW A&M PANTHERS

(5-6, 0-0 SWAC)

7 p.m. • December 28, 2023

Convocation Center • San Antonio, Texas

HEADLINES AND STORYLINES

- UTSA is in its 43rd season of competition and the eighth year under Steve Henson.
- The past two games have been on the opposite ends of the spectrum for the Roadrunners, from dropping a one-point heartbreaker in the closing seconds against Oregon State to seeing Army run away with a victory at the Convo.
- The Roadrunners are on a three-game skid and looking to close out 2023 and the non-conference slate with a victory on Thursday against Prairie View A&M.
- In two games since returning to action via the court injunction decision for two-time transfers, Jordan Ivy-Curry is averaging 6.5 points, 4.0 rebounds and 4.0 assists.
- Ever since he opened the season with eight dimes against Western Illinois, Tucker has sat atop the American Athletic Conference assist rankings. Now he heads into his eighth straight week leading the AAC in total assists (66) and assists per game (5.5), ranking nationally at 35th and 32nd, respectively. Tucker's 2.64, also lists at 65th/NCAA and fifth in the AAC in assist-to-turnover ratio.
- Christian Tucker also leads all Roadrunners in scoring at 13.1 ppg, ahead of Isaiah Wyatt (10.5) and Dre Fuller Jr. (10.2). Wyatt tops UTSA and ranks fourth in the AAC with 28 three-pointers, averaging a league fourth-best 2.33 per game.
- Trey Edmonds has taken over as UTSA's top rebounder for the first time this season, averaging 6.7 rpg, including an AAC fourth-best 2.67 per game on the offensive glass. Fuller is just behind at 6.3 rpg and Carlton Linguard Jr. grabs 6.2 rpg.
- UTSA has proven a strong rebounding team in non-conference play, ranking second in the AAC with 41.0 rpg (34th NCAA) and 28.0 defensive rpg (57th NCAA), as well as fourth in the AAC with 13.0 offensive rpg (52nd NCAA).
- Led by Isaiah Wyatt (28-69/.406), UTSA tops the AAC with 27.7 three-point attempts/game (15th NCAA), making an AAC-leading 9.63FG/game (33rd NCAA).

SETTING THE SCENE

Live Video ESPN+
Lincoln Rose (play-by-play)
Devin Brown (analyst)

Radio Sports Radio AM 760 The Ticket
Andy Everett (play-by-play)
Tim Carter (analyst)
Pregame show starts 30 minutes before tipoff

Series vs. Prairie View A&M: 6-2
Last Meeting: 11/22/22, San Antonio
UTSA W, 82-75

UTSA HEAD COACH STEVE HENSON

(Kansas State, 1990)

Career Record: 104-130 (8th year)
UTSA Record: same
Record vs. Prairie View A&M: 2-1

PRAIRIE VIEW A&M HEAD COACH BYRON SMITH

(Houston, 1991)

Career Record: 119-137 (9th season)
PVAMU Record: Same
Record vs. UTSA: 1-2

WE ARE UTSA

When referencing University of Texas at San Antonio Athletics, PLEASE USE THE ACRONYM **UTSA** AND THE NICKNAME **ROADRUNNERS**. Please refrain from using UT-San Antonio, Texas-San Antonio, UT-SA, or any other variation. UTSA's current branding standards use the Roadrunner head as its primary logo. Please refrain from using "stacked" UTSA logo.



UTSA ROADRUNNERS AT A GLANCE

Last Game Starters	Pos.	Ht.	Wt.	Cl.-Exp.	Hometown	G-GS	PTS	RB	Player Notes
22 Christian Tucker	G	6-3	178	Jr.-2L	Chandler, Ariz.	12-12	13.1	3.2	Career 68G, 5.7 ppg, 2.0 apg
11 Isaiah Wyatt	G/F	6-4	220	r-Jr.-TR	Toledo, Ohio	12-8	10.5	4.5	Chadron St. Trfr: 15.2 ppg
4 Dre Fuller Jr.	G	6-6	220	GR-TR	Fayetteville, N.C.	12-12	10.2	6.3	5.7 ppg, 3.4 rpg, 67G: @UCF
5 Adante' Holiman	PG	6-0	175	So.-TR	McAlester, Okla	10-9	9.9	2.3	7.5 ppg, 3 apg: @UTRGV
3 Trey Edmonds	F/C	6-10	255	Jr.-TR	Aurora, Colo.	12-12	7.8	6.7	Utah Tech Transfer: 53 GP

Key Reserves	Pos.	Ht.	Wt.	Cl.-Exp.	Hometown	G-GS	PTS	RB	Player Notes
1 Jordan Ivy-Curry	G	6-3	175	Jr.-2L	La Marque Texas	2-0	6.5	4.0	CAR:10.1 ppg, 2.6 rpg, 1.8 apg
2 Carlton Linguard Jr.	C	7-0	225	r-Sr.-TR	San Antonio, Texas	12-7	9.8	6.2	K-State Transfer: 32 GP@KSU
21 PJ Carter	G	6-5	175	Jr.-TR	Atlanta, Ga.	12-0	8.3	1.7	16.3 ppg, 2.6 rpg: @GHC
10 Chandler Cuthrell	F	6-8	220	Jr.-TR	Baltimore, Md.	12-0	3.8	4.0	7.2 ppg, 3.0 rpg @Odessa
14 Massal Diouf	F	6-9	240	So.-1L	Gouda, Netherlands	12-0	2.5	2.3	Ret. Starter: 27G/21 GS
0 Nazar Mahmoud	G	6-5	180	Fr.-HS	Leander, Texas	8-0	2.1	0.8	3★ HS recruit, 20.6 ppg




2023-24 UTSA MEN'S BASKETBALL ROSTER



0

NAZAR MAHMOUD
G • 6-5 • 180 • FR.
LEANDER, TEXAS




1

JORDAN IVY-CURRY
G • 6-3 • 175 • JR.
LA MARQUE, TEXAS



2

CARLTON LINGUARD JR.
C • 7-0 • 225 • R-SR.
SAN ANTONIO, TEXAS



3

TREY EDMONDS
F/C • 6-10 • 255 • JR.
AURORA, COLO.



4

DRE FULLER JR.
G • 6-6 • 220 • GR
FAYETTEVILLE, N.C.



5

ADANTE HOLIMAN
PG • 6-0 • 175 • SO.
McALESTER, OKLA.



10

CHANDLER CUTHRELL
F • 6-8 • 220 • JR.
BALTIMORE, MD.



11

ISAIAH WYATT
F • 6-4 • 220 • R-JR.
TOLEDO, OHIO



12

JOSH REID
F • 6-7 • 220 • JR.
HAVELOCK, N.C.




14

MASSAL DIOUF
F • 6-9 • 240 • SO.
GOUDA, NETHERLANDS



20

JUAN REYNA
PG • 6-3 • 185 • JR.
SAN ANTONIO, TEXAS




21

PJ CARTER
G • 6-5 • 175 • JR.
ATLANTA, GA.



22

CHRISTIAN TUCKER
G • 6-3 • 178 • JR.
CHANDLER, ARIZ.



23

BLESSING ADESIPE
G/F • 6-6 • 210 • JR.
HOUSTON, TEXAS




25

JUSTIN THOMAS
G • 6-7 • 180 • JR.
BATON ROUGE, LA.



STEVE HENSON
HEAD COACH
EIGHTH SEASON



MIKE PECK
ASSOCIATE HEAD COACH
EIGHTH SEASON




ADAM HOOD
ASSISTANT COACH
EIGHTH SEASON



KURTIS DARDEN
ASSISTANT COACH
FIRST SEASON



CHRIS ARTIS
DIRECTOR OF OPERATIONS
FIRST SEASON



J.R. HARRIS
VIDEO COORDINATOR
FIRST SEASON



J.P. LEWIS
GRADUATE ASSISTANT
FIRST SEASON



DAVID STROTHER
GRADUATE ASSISTANT
FIRST SEASON



RHODIE MOSS
INTERIM ATHLETIC TRAINER
SECOND SEASON



JOSHUA WASHINGTON
SPORTS PERFORMANCE COACH
FIRST SEASON





**AMERICAN ATHLETIC CONFERENCE
STANDINGS (DEC. 27)**

rankings: [AP/USAT Coaches] | predicted finish/votes in (##/##)

Rk.	Institution	AAC	Overall
1.	[7/6] Florida Atlantic (1st/11)	0-0	10-2
	[19/18] Memphis (2nd/3)	0-0	10-2
3.	Tulane (3rd)	0-0	8-3
	Tulsa (10th)	0-0	8-3
5.	SMU (7th)	0-0	9-4
6.	Wichita State (8th)	0-0	8-4
7.	South Florida (9th)	0-0	6-4
8.	East Carolina (5th)	0-0	7-5
	UAB (4th)	0-0	7-5
10.	Charlotte (13th)	0-0	6-5
	North Texas (6th)	0-0	6-5
12.	Temple (12th)	0-0	7-6
13.	Rice (11th)	0-0	6-7
14.	UTSA (14th)	0-0	5-7



UTSA QUICK FACTS

GENERAL INFORMATION

Name of Institution: The University of Texas at San Antonio
Preferred Institution Reference: UTSA
Location: San Antonio, Texas
Founded: 1969
Enrollment: 34,864
Nickname: Roadrunners
School Colors: Navy Blue (PMS 289), Orange (PMS 1665) & White
Arena (Capacity): Convocation Center (2,650)
Year Opened: 1975
Conference: American Athletic Conference
President: Dr. Taylor Eighmy (Tufts, 1980)
Director of Athletics: Dr. Lisa Campos (Colorado State)
Athletic Department Phone: 210.458.4444
Ticket Office Phone: 210.458.UTSA (8872)

TEAM INFORMATION

2022-23 Overall Record: 10-22
Home: 8-10
Away: 2-11
Neutral: 0-1
Conference Record/Finish: 4-16/11th
Lettermen Returning/Lost: 3/12
Starters Returning/Lost: 1/4
Newcomers: 12

HISTORY

First Year of Basketball: 1981-82
All-Time Record: 616-640 (.490)
All-Time Conference Record (pct.): 325-318 (.505)
Conference Regular Season Championships: 3
 1990-91 (Trans America Athletic Conference)
 1991-92 (Southland Conference) • 2003-04 (Southland)
Conference Tournament Championships: 4
 1988 (Trans America Athletic Conference) • 1999 (Southland Conference) • 2004 (Southland) • 2011 (Southland)
NCAA Tournament Appearances/Record: 4/1-4 (.200)
 1988 • 1999 • 2004 • 2011
Last NCAA Postseason Opponent/Result: 2011
 Lost to No. 1 seed Ohio State, 75-46 (March 18, 2011)

2023-24 UTSA ROADRUNNERS

No.	Name	Pos.	Ht.	Wt.	Yr.-Exp.	Hometown/Previous School
0	Nazar Mahmoud	G	6-5	180	Fr.-HS	Leander, Texas/Spring Creek Academy
1	Jordan Ivy-Curry	G	6-3	175	Jr.-2L	La Marque, Texas/La Marque HS/Pacific
2	Carlton Linguard Jr.	C	7-0	225	r-Sr.-TR	San Antonio, Texas/Stevens HS/Temple CC/Kansas State
3	Trey Edmonds	F/C	6-10	255	Jr.-TR	Aurora, Colo./George Washington HS/Utah Tech
4	Dre Fuller Jr.	G	6-6	220	GR-TR	Fayetteville, N.C./Admiral Farragut Academy/UCF
5	Adante' Holiman	PG	6-0	175	So.-TR	McAlester, Okla./McAlester HS/UT Rio Grande Valley
10	Chandler Cuthrell	F	6-8	220	Jr.-TR	Baltimore, Md./Baltimore City College/Odesa College
11	Isaiah Wyatt	G/F	6-4	220	r-Jr.-TR	Toledo, Ohio/N. Crowley HS/SW Christian CC/Chadron St.
12	Josh Reid	F	6-7	220	Jr.-Tr	Havelock, N.C./Village Christian Acad./Gulf Coast Clg.
14	Massal Diouf	F	6-9	240	So.-1L	Gouda, Netherlands/Western Canada Prep Academy
20	Juan Reyna	PG	6-3	185	Jr.-TR	San Antonio, Texas/Duncanville HS/Alabama State/Campbell
21	PJ Carter	G	6-5	175	Jr.-TR	Atlanta, Ga./Langston Hughes HS/Campbell/Georgia Highlands
22	Christian Tucker	G	6-3	178	Jr.-2L	Chandler, Ariz./Gilbert Perry HS
23	Blessing Adesipe	G/F	6-6	210	Jr.-TR	Houston, Texas/Alief Taylor HS/Miles [MT]
25	Justin Thomas	G	6-7	180	Jr.-TR	Baton Rouge, La./Village Christian Acad. (NC)/Queens (NC)/Milwaukee

Head Coach: Steve Henson (Eighth season • Kansas State, 1990)
Associate Head Coach: Mike Peck (Eighth season • Northwood, 1993)
Assistant Coach: Adam Hood (Eighth season • Air Force, 2008)
Assistant Coach: Kurtis Darden (First season • Pfeiffer, 2003)
Director of Operations: Chris Artis (First season • Valparaiso, 1998)
Video Coordinator: J.R. Harris (First season • UTSA, 2017)
Graduate Assistant: J.P. Lewis (First Season • Georgia Southern, 2023)
Graduate Assistant: David Strother (First Season • UNC Pembroke, 2022)
Assistant Athletic Trainer: Jiana Hook (Third season • San Diego State, 2016)
Interim Athletic Trainer: Rhodie Moss (Second Season • Texas State/BYU, 2005/2007)

PRONUNCIATION GUIDE

23	Blessing Adesipe (uh-DAY-SHIP-ay)
10	Chandler Cuthrell (Cue-TRULL)
5	Adante' (uh-DAWN-tay)
	Holiman (HAUL - uh - mun)
14	Massal (muh-SAUL) Diouf (Joof)
0	Nazar (Nuh-ZAHR) Mahmoud (MAHK-mood)
20	Juan Reyna (RAY-nuh)

SETTING THE STAGE

- Looking to battle back from three consecutive losses and close out the calendar year with a victory in the final non-conference game, UTSA men's basketball (5-7) hosts Prairie View A&M (5-6) on Thursday, Dec. 28 at the Convocation Center.
- UTSA Athletics is hosting a "Blue Out" in the contest with the Panthers, tipping off at 7 p.m. on Thursday.
- The radio broadcast airing on Sports Radio AM 760 The Ticket and the telecast streamed on ESPN+.

SERIES WITH PRAIRIE VIEW A&M

- Thursday will mark the ninth meeting between these programs and the third meeting in the past five years – fifth straight played in San Antonio in the series. In the last outing, Nov. 22, 2022, the Roadrunners won 82-75 as UTSA's three primary guards dropped in 59 points. UTSA was outrebounded, but shot 52.2 percent from the field and 45.8 from three. The series dates back to the 1983-84 season and UTSA holds a 6-2 advantage. UTSA won last year, but PVAMU got the upper hand in 2019 with a 79-72 win.

SCOUTING PRAIRIE VIEW A&M

- Playing under ninth-year head coach Byron Smith, the Prairie View A&M Panthers are off to a 5-6 start and coming off an 82-56 loss to fellow AAC squad Rice on Dec. 20 in Houston.
- PVAMU averages 71.2 ppg on 39.5 percent shooting but are light on the glass with only 34.1 rpg. Prairie View averages 5.3 made threes per game. The Panthers average 13.4 turnovers with a 0.7 assist-to-turnover ratio.
- One of Prairie View's biggest long-range threats, grad-transfer guard Charles Smith IV has faced the Roadrunners before while at Old Dominion and averages 13.2 ppg on 38.5 percent shooting with 13 threes to date. He chips in 4.0 rpg.
- Another grad guard, Javontae Hopkins came from Tarleton and averages 11.9 ppg and 4.3 rpg
- Junior forward Brian Myles collects a team-high 7.0 rpg to go with 8.5 ppg and a team-high 10 blocks. Meanwhile, freshman point guard Orlando Horton, Jr. leads the team with 20 assists.

LETTING IT FLY INTO THE HISTORY BOOKS

- In leveling a 33-point victory over Arkansas-Fort Smith on Dec. 10, the Roadrunners registered a pair of program single-game records, racking up 19 made three pointers on 75 long-range attempts; both program bests.
- Six long-range scorers factored into the marks, as Carlton Linguard Jr. (5), Isaiah Wyatt (5), Christian Tucker (4), PJ Carter (2), Dre Fuller Jr. (2) and Nazar Mahmoud (1) each contributed to the record-setting count.
- After adding another 14 against Little Rock, UTSA's recent uptick in deep shots has moved the squad to the front of the AAC's standings for three-point attempts (28.5) and threes per game (10.0), ranking 18th and 23rd in the NCAA, respectively.
- Pacing the effort, Wyatt ranks fourth in the conference and 121st overall with 26 long-range buckets, averaging an AAC fifth-best 2.36 threes per contest. Adante' Holiman also averages 1.78 threes per outing.



LAST TIME OUT

ARMY 63, UTSA 53 // DECEMBER 21 // SAN ANTONIO, TEXAS // CONVOCATION CENTER

Score by Periods	1st	2nd	Total	GAME LEADERS	UTSA	ARMY WEST POINT
Army West Point	35	28	63	Points	Edmonds/Wyatt/Tucker - 10	Scovens - 25
UTSA	30	23	53	Rebounds	Edmonds - 10	Johnson - 10
				Assists	Holiman/Tucker - 3	Curry - 4

SAN ANTONIO – The UTSA men’s basketball team (5-7) fell in non-conference action on Thursday night at the Convocation Center, dropping a 63-53 setback to Army West Point (3-9) in the final game before the Christmas holiday. The Roadrunners went into halftime trailing by five, but a cold-shooting second half allowed the Black Knights to build a lead the Roadrunners couldn’t top despite a late-game rally.

After the Black Knights scored the first five points of the game, the Roadrunners stated to move the offense on a lane drive by Dre Fuller Jr. followed up by a game-tying and-1 play as Trey Edmonds muscled his way in for a score. Edmonds added another score and a Christian Tucker free throw made the UTSA lead three before Army rallied to take a 12-10 lead. UTSA scored on three straight possessions into the under-12 timeout via back-to-back threes from Adante’ Holiman and Isaiah Wyatt, assuming a six-point lead on a Carlton Linguard Jr. slash down the lane. However, an 8-0 Black Knights run sapped UTSA’s momentum until Wyatt hit a long ball to give UTSA its final lead at 25-24. Heading into half, Army outscored UTSA 11-5 for a 35-30 halftime advantage.

Building on the 14 first-half points by guard Josh Scovens, the Black Knights quickly amassed a double-digit lead, cresting it on Ryan Curry’s layup at 15:20 – fully taking charge after the game featured five ties and eight lead changes. Although UTSA turned around the defensive effort down the stretch, holding Army without a field goal for six minutes late, the Roadrunners also delivered just one field goal in 14 tries during a key stretch heading to the final four minutes. Wyatt snapped that slump with a three at 3:36, followed by five consecutive points from Tucker to slice the deficit to only six with 47 seconds remaining. However, Army recovered and held off the rally to a 63-53 win.

UTSA’s lowest scoring total of the year, the Roadrunners shot a season-low 31.1 percent from the floor and only 16.7 from three. Edmonds finished with a double-double of 10 points and 10 rebounds, while Tucker had 10 points, six rebounds and Wyatt had 10 points with four boards. For the Black Knights, Scovens finished with 25 points on the night.

HENSON EARNS HIS 100TH

- The Nov. 6 season-opening victory marked the 100th career win for eighth year head coach Steve Henson leading the Roadrunners.
- Henson earned his first win in his third game – his first at home – defeating Prairie View A&M, 69-59, on Nov. 19, 2016 in San Antonio.
- His 50th win came on the 29th game of his third season, a 76-70 home win over UAB on March 3, 2019.

CONSENSUS LOCAL HALL OF FAMER, AND NOW, ON THE AIR

- Beginning with the first 2023-24 exhibition against Trinity, Devin Brown has joined UTSA’s ESPN+ team as an analyst on the streaming telecast of UTSA men’s basketball games. This leans on his experience as a legendary player at UTSA, eight seasons in the NBA and as a coach/athletic director at Proskills San Antonio. He is the UTSA student-athlete in the San Antonio Sports Hall of Fame.
- As part of UTSA’s Homecoming festivities, Brown was inducted as a member of the inaugural UTSA Athletics Hall of Fame class, adding to his honors as the first of just two players with their jersey ascended into the rafters of the Convocation Center and his induction earlier this year into the San Antonio Sports Hall of Fame. In uniform, Brown garnered honors as a three-time first-team all-conference selection and four-year starter for the Roadrunners from 1998-2002 – earning 1998 Southland Conference Freshman of the Year and second-team all-league accolades before being named to the first team for his final three seasons.
- He is a San Antonio native and West Campus High School product, helping lead UTSA to the 1999 Southland Tournament title and a berth in the NCAA Tournament – the second appearance in school history. The first Roadrunner to register a triple-double with a 33-point, 11-rebound, 11-assist performance against Louisiana-Monroe in 2001, he finished his career as the program’s all-time scoring leader with 1,922 points, which has since been broken. He also registered a 7.2 career rebounds-per-game average and he ranks in the top five in school history in rebounds (751), free throws (478), steals (184) and scoring average (18.3). Brown began his professional career in the USBL and National Basketball Development League before making his NBA debut as the first Roadrunner to play for the San Antonio Spurs in 2002. He was a member of the franchise’s 2005 NBA Championship team and also played for the Nuggets, Jazz, Hornets, Warriors, Bulls and Cavaliers. He scored 3,352 points in 465 career NBA games from 2002-10, highlighted by his 2006-07 season with the Pelicans in which he averaged 11.6 points and 4.3 rebounds, while shooting 42 percent from the floor.

YOUNG TALENT

- Freshman guard **Nazar Mahmoud** is the only high school recruit in this year’s class. Born in July 2005, Mahmoud is the 11th-youngest player to be on an NCAA roster this season and the youngest player set to take the court in the American Athletic Conference. Topping the list is Iowa State’s JT Rock, who was born March 1, 2006 and still four months under 18 to open the season.

UTSA’S RECORD WHEN ...

SITUATION	THIS SEASON 2023-24	HENSON ERA
overall	5-7	104-130
at home	4-2	76-40
on the road	1-5	22-74
neutral site	0-0	6-17
overtime games	1-0	6-7
decided by 10 pts. or less	4-5	52-58
decided by 5 pts. or less	0-0	22-22
following a win	2-3	46-60
following a loss	2-4	55-67
in November	4-4	25-29
in December	1-3	21-24
in January	0-0	24-38
in February	0-0	22-24
in March	0-0	12-14
Sunday	1-1	9-7
Monday	2-0	9-7
Tuesday	0-1	5-8
Wednesday	0-1	10-13
Thursday	1-1	26-38
Friday	0-3	8-14
Saturday	1-0	37-43
leads at half	3-2	80-28
trails at half	0-5	16-97
tied at half	2-0	7-4
scores less than 60	0-1	0-22
scores 60-69	0-3	17-49
scores 70-79	1-1	32-35
scores 80-89	2-2	23-13
scores 90+	2-0	27-2
opp. scores less than 60	0-0	22-4
opp. scores 60-69	2-2	35-19
opp. scores 70-79	0-2	32-44
opp. scores 80-89	3-0	10-35
opp. scores 90+	0-3	2-26
outrebounds opponent	4-2	76-36
opponent outrebounds	1-3	26-83
rebounds are equal	0-2	2-9
shooting 50%+ FG	0-0	29-2
shooting less than 50% FG	5-7	74-128
opp. shooting 50%+ FG	1-2	6-41
opp. shooting less than 50% FG	4-5	95-89
shooting 40%+ FG	4-5	80-55
opp. shooting 40%+ FG	3-5	48-108
shooting less than 40% FG	1-2	17-75
opp. shooting less than 40% FG	2-2	50-12
more FTA than opponent	3-0	46-32
fewer FTA than opponent	2-7	43-90
equal FTA	0-0	5-5
more TO than opponent	3-6	39-71
fewer TO than opponent	1-1	57-51
equal TO	1-0	7-8
games decided by 1-3 pts.	2-1	14-18
games decided by 4-6 pts.	0-0	24-15
games decided by 7-10 pts.	2-4	17-31
games decided by 11+ pts.	1-2	47-64



SAN ANTONIO'S DISTRIBUTION CENTER

- One of only two players back from last year, **junior guard Christian Tucker** has proved a key asset for finding teammates for the score, while also averaging a team-high 13.1 ppg.
- After kicking off the year with eight assists in the opener vs. Western Illinois, Tucker has kept a stranglehold on the top assist-dealing spot in the American Athletic Conference now in his eighth consecutive week leading the conference in both assists and assists per game
- Tucker ranks 35th nationally with 66 total assists - collecting at least three in all 12 games.
- Notching at least five assists seven times, including 11 against Lamar, he averages 5.5 apg for 32nd in the NCAA.
- In total on his career, Tucker is a consistent distributor of the ball, averaging 2.00 assists per outing and accruing 136 to date. He allowed only a 1.26 turnover average through 68 games.

WHO YOU WANT AT THE LINE

- On the season, **Christian Tucker** is 59-for-68 at the free throw line; an .868 free throw percentage. Has the 4th-most free throws in the AAC (76th nationally) and ranks 82nd in FT percentage.
- Tucker is shooting 80.9% for his career (144-178), a trajectory on track for third in UTSA's records.

DEFENDING HOME COURT

- Under head coach Steve Henson, UTSA has posted a 76-40 (.655) record at the Convocation Center. The Roadrunners went 11-3 at home in 2016-17, 12-4 in 2017-18, 11-4 in 2018-19, 10-5 in 2019-20, 12-2 in 2020-21 and 8-10 in 2021-22, 8-10 in 2022-23 and 4-2 so far in 2023.
- Prior to the Henson era, UTSA last posted consecutive 11-win home campaigns when the program went 11-3 in 2008-09, 2009-10 and 2010-11 as members of the Southland Conference.
- The 1991-92 team was the last Roadrunners squad to win more than 12 games at home, finishing 14-1.

FORMER 'RUNNER WILLIAMS TO BE INDUCTED TO ROGERS STATE HALL

- Former UTSA guard Lloyd Williams is slated to be inducted as a coach into the Rogers State Hall of Fame during February's RSU Homecoming.
- He will be inducted as part of the 2008-09 team that reached No. 1 in NAIA and was 30-2 in his first year coaching the Hillcats, earning the Sooner Athletic Conference regular season title and conference tournament championship, earning the top seed in the program's first-ever National Championship Tournament appearance. Williams was the 2008-09 SAC Coach of the Year.
- Williams played for the Roadrunners from 1996-2000 under Tim Carter, finishing his career as the all-time leader in assists (536) and steals (237) and still remains in second on both lists.

THE AMERICAN EXPERIENCE

- Among the 12 new players this year for UTSA, **former UCF guard Dre Fuller Jr.** has shown immediate impact in the non-conference games, but his playing experience against familiar foes could be invaluable.
- Taking a redshirt as a true freshman in 2018-19, Fuller played 20 games, missing 10 due to injury, and started 13 times in first season of competition, averaging 6.3 points, 3.1 rebounds and 1.5 assists while playing 19.0 minutes per game.
- His second season was a breakout, as he appeared in all 23 games, starting 14 times, including each of the last three games of the season. That year, Fuller averaged 7.0 points and 4.7 rebounds per game, while playing 27.6 minutes per contest and shooting 41.4 percent. He also added 24 steals, seven blocks and 44 assists. In his third year, he logged a 43.9 field goal percentage and played in 24 games.

BUILDING UP SOME NEW DIGS

- The first of many facilities under **UTSA's Go Bold fundraising initiative**, the Roadrunners moved into the RACE (Roadrunner Athletic Center of Excellence) building, a \$45.4 million facility, in the August 2021. Now the central nervous system of UTSA Athletics, the building features among others, an academic center, football practice fields, centralized sports medicine and strength and conditioning centers, meeting rooms, student-athlete lounges and coaching/staff offices.
- In the move, the UTSA basketball staff took over the former football building/Intercollegiate Athletics Building (IAB) and Go Bold is working on a new state-of-the-art basketball/volleyball facility, marking yet another big moment for UTSA athletics, which has been around just since 1981, with the university celebrating a 50th anniversary in 2019-20. The new facility is slated to house two full-size NCAA regulation hardwood practice courts with eight goals on each court, striped for both basketball and volleyball, a 3,000 SF weight room with dedicated cardio with 1,000 SF athletic training room with separate consultation room and hydrotherapy. The facility will also feature locker rooms and coaches offices, moving teams out of IAB and Convocation Center spaces.



- UTSA just finished the latest round of construction at Park West, the home of UTSA soccer and T&F. Officially opened in July 2023, the Park West Fieldhouse facility is another milestone in UTSA's strategic vision to further promote the academic success, health, wellness and performance of its student-athletes - another in a long run of improvements UTSA has scheduled. The newly-minted \$8 million, 14,325 square-foot facility located just off Loop 1604 houses locker rooms for soccer and men's and women's track & field, featuring a 1,500 SF athletic training room, 2,500 SF Community Room with a 120-seat capacity, dedicated nutrition center and a 700 SF equipment and multi-team laundry room.

NEW TO THE BENCH

- The Roadrunners are not only welcoming 12 newcomers to the court, but are also welcoming three newcomers to the bench.
- Arriving in late May, **Kurtis Darden** is the newest assistant coach for the Roadrunners and brings a variety of successful basketball experiences to the UTSA squad for an immediate impact. Darden joined the Roadrunners staff after one season as the director of basketball operations at Campbell in Buies Creek, N.C. The Camels reached the Big South Championship Game last season.
- Prior to taking on his first operations role, Darden built up an extensively successful coaching career at the high school level in his hometown of Fayetteville, N.C. Over the course of 12 seasons, Darden's teams racked up a 243-83 record. He joined the Campbell staff fresh off two seasons as head coach at Freedom Christian Academy. Prior to FCA, Darden led Village Christian Academy as head coach since 2010, producing back-to-back NCISAA 2-A state titles in 2016 and 2017 - along with a pair of state runner-up finishes. Darden has been named the 2017 Cape Fear Region Coach of the Year and was a three-time conference Coach of the Year, also selected as head coach of the East squad in the 2019 NCISAA Private School All-Star Game.
- As an active-duty commissioned Air Force officer, Darden continued his basketball journey by playing for the All-Air Force team from 2005-08. His teams won the Armed Forces Championship in 2006, 2007 and 2008. That's where Darden first cut his teeth in the coaching world, serving as an assistant coach of the 2011 All-Air Force team that also won the Armed Forces Championship.
- Lt. Col. Darden is a veteran who continues to serve his country as an Individual Mobilization Augmentee (IMA) reservist assigned to Air Force Services Center at Joint Base Lackland.
- Under new NCAA rules in place as of this season, certain administrative roles are allowed a specific amount of coaching duties and interactions.
- Coming to UTSA after four seasons on the other side of San Antonio at UIW, **Chris Artis** is the new director of operations, a role he served for the Cardinals before moving into an assistant coach position. Artis brings extensive basketball history as a player in the collegiate and professional ranks, and as a high school, post-graduate and college coach. Artis came to UIW from Calumet College of St. Joseph in Whiting, Indiana, marking his second stint with the program. From 2015-19, Artis served as the associate head coach for the Crimson Wave, assisting the team in reaching new heights, as the 2016-17 team earned its second Chicagoland Collegiate Athletic Conference (CCAC) regular-season title and its first NAIA Division II tournament bid. During the 2018-19 campaign, Calumet started with a 12-0 record, earning its highest national ranking at 20th during the campaign. He also was head high school boys basketball coach at Don Bosco Institute in Crown Point, sending 9 players to NCAA Division I and 2 more to Division II schools.
- Taking over video coordinator duties for the UTSA program, **J.R. Harris** was among the first Roadrunners to play under Henson; his senior season coinciding with Henson's first at the helm. Harris returned to San Antonio after spending the 2022-23 school year as the head boys basketball coach at Istrouma High School in his hometown of Baton Rouge, La. Following his playing career, Harris returned home to teach and work in athletic administration at Inspire Academy, then transitioning to the coaching world as the assistant coach at Hillsboro, Texas-based Hill College during the 2021-22 season. Harris helped the team achieve a 21-10 regular season record.

THE POSTSEASON SET TO RETURN TO SAN ANTONIO

- UTSA last hosted the NCAA South Regional in March 2022 at the AT&T Center where (2) Villanova defeat (5) Houston on its way to the Final Four. (11) Michigan/(1) Arizona also competed in the Regional.
- UTSA also served as the host institution for all 64 teams in the women's NCAA Tournament with the entirety of the tournament moved to the Alamo City for COVID precautions in 2021.
- San Antonio has been the host site of seven Regionals and four Final Fours.
- The Roadrunners will host the Final Four again in 2025, scheduled for April 5 and 7 at the Alamodome and hosted by UTSA and UIW.
- San Antonio and UTSA have also been awarded the 2029 Women's Final Four at the Alamodome. San Antonio previously hosted the Women's Final Four three times, in 2002 and 2010.
- The Alamodome was the site of the Women's Final Four when Stanford claimed the 2021 title in front of a limited capacity audience but was also the site in 2002 when the all-time Women's Final Four attendance record was set when 29,619 were at the national semifinal games and the National Championship game.



PRO RUNNERS PUTTING IN WORK

UTSA currently has 11 players playing professionally across the world - checking in on the latest.

- **Keaton Wallace** (UTSA 2017-21), After a strong NBA Summer League performance for the LA Clippers, Wallace signed with the Atlanta Hawks and went to training camp in September. Wallace plays in the NBA G League for the College Park SkyHawks ATL affiliate in College Park, Ga. He has started all 11 games for the SkyHawks, averaging 12.8 ppg off 45.9% shooting, 5.5 apg and 4.4 rpg. He played the last two seasons for the Ontario Clippers
- **Jhivvan Jackson** (UTSA 2017-21) plays in Germany for the Tigers Tuebingen of the Germany's top league, Basketball Bundesliga. Turning in six performances of 20+ this season as a point guard, Jackson is averaging 19.7 ppg on 57.3% shooting, with 4.4 apg and 3.0 rpg.
- **Nick Allen** (UTSA 2015-19) plays small forward for Earthfriends Tokyo Z in the Japanese B3 League. Allen is averaging 7.3 ppg with 5.0 rpg through 18 games this season.
- **Kaj-Bjorn Sherman** (UTSA 2011-15) plays in Spain for Club Baloncesto Benidorm out of Alicante, averaging 13.1 ppg, 8.6 rpg and 2.4 apg at center for the club.
- **Dhieu Abwok** (UTSA 2021-22) plays in Tanzania for Pazi Basketball Club of the Tanzania National Basketball League. Abwok is averaging 24.3 ppg, 9.3 rpg, 1.3 apg and 3.0 spg so far this season as a guard for Pazi.

Some other recent pro moves for former Roadrunners

- **Giovanni De Nicolao** (UTSA 2016-19) signed for Gevi Napoli in Italian Serie A.
- **Cedrick Alley Jr.** (UTSA 2020-22) averages 10.3 ppg, 6.1 rpg for RASHI in Georgian Superleague.
- **Atem Bior** (UTSA 2014-15) averages 5.9 ppg, 3.8 rpg for Brisbane Capitals in Australian NBL One.
- **Richard Froehlich** (UTSA 2008-10) averages 5.4 ppg, 3.2 rpg for Stade in German Regionalliga.
- **James Ringholt** (UTSA 2014-18) plays center for Ipswich Force in Australian NBL One.
- **Deon Lyle** (UTSA 2017-18) plays out of New York for the Albany Patroons in The Basketball League (TBL), signing in February after averaging 16.4 points 4.3 rebounds in 23 games last season. This year, he's averaging 11.2 ppg, 3.0 rpg and 1.7 apg.

AMERICAN MUSCLE

- UTSA's 43rd season on the basketball court is also the Roadrunners first year as a member of the American Athletic Conference, joining the league on Saturday, July 1, as one of six institutions welcomed to form the AAC's new lineup of 15 schools in The American's 10th year. The conference has 14 programs that compete in men's basketball: Charlotte, East Carolina, Florida Atlantic, Memphis, North Texas, Rice, SMU, South Florida, Temple, Tulane, Tulsa, UAB and Wichita State compete with UTSA in the new-look league.
- As a member of The American, UTSA will enjoy greater national media exposure, enhanced brand recognition, more Texas team matchups and expanded recruiting opportunities, furthering the university's ability to compete at the highest level.
- A league presence in four of the top 10, six of the top 25 and 12 of the top 52 Nielsen media markets allows The American to enjoy a lucrative and comprehensive media rights partnership with ESPN, giving the conference a significant presence on the Worldwide Leader's primary television networks (ABC, ESPN, ESPN2, ESPNU) and an all-sports presence on ESPN+, the industry's leading streaming service with more than 25.3 million subscribers.
- This marks the fifth conference that UTSA has been a full-fledged member of since first joining the Trans America Athletic Conference (now Atlantic Sun) in 1986 after five years as an NCAA Division I Independent. UTSA was a member of the Southland Conference from 1992 to 2012, and spent one year in the Western Athletic Conference before joining Conference USA in 2013.

UNDERESTIMATING THE ROADRUNNERS

- With UTSA coming off a 10-22 season and making the move to a stronger basketball conference, the preseason predicted order of finish in the AAC doesn't reflect UTSA's potential. During the AAC Media Days on Oct. 8-9, the announcement came that the Roadrunners were picked 14th.
- Returning a solid roster from last year's Final Four run, Florida Atlantic was picked as the preseason favorite with 11 of the league's head coach votes, while reigning AAC Tournament champion Memphis was chosen second with three first-place votes. Next on the list were Tulane, UAB, East Carolina, North Texas, SMU, Wichita State, South Florida, Tulsa, Rice, Temple, Charlotte and UTSA.

WHO'S NEW?

- **Junior guard/forward Blessing Adesipe** hasn't seen the court for the Roadrunners just yet, but the expectations are high for the Texas-native JUCO product who got his start in Montana. Adesipe played two seasons at Miles College in Miles City, Montana, where he put up 1,132 points in just two prolific scoring seasons playing under coach Chase Tait. He started all 30 games for the Pioneers as a sophomore in 2022-23 en route to an NJCAA All-America Honorable Mention and NJCAA All-Star selection by the NJCAA Men's Basketball Coaches Association. At Miles in 2022-23, he averaged 21.6 ppg to lead the team, rank second in the Mon-Dak Athletic Conference and 14th in NJCAA Division I. He shot 41.8 percent from the floor and racked up double-figures in 28 games, topped by a 39-point performance against Dakota-Bottineau - 1-of-5 outings in excess of 30 points. Also averaged 9.9 rebounds per game with 16 double-digit rebounding performances, along with 2.3 assists and 1.3 steals per contest.

• **Junior guard PJ Carter** was an effective shooter for the Roadrunners in the exhibitions, leading UTSA with 50-percent shooting from long range (4-8). He also delivered five assists. A former Georgia Region 5-6A Player of the Year and 6A All-State honoree from Atlanta, Carter played the 2022-23 season at Georgia Highlands College under coach Jonathan "JJ" Merritt. He earned first-team All-GCAA honors while helping the Chargers to a 23-10 season that went all the way to the GCAA Championship final. Carter led the team with 16.3 ppg despite coming off the bench in 29 of the 33 games he played. Logged double-figure scoring in 29 contests while shooting 46.6 percent from the floor, 43 percent from the perimeter and 79.5 percent from the free throw line. Before GHC, he played two years at Campbell.

- A well-rounded performer who has come off the bench in both exhibition games, **junior forward Chandler Cuthrell** earned a double-double in both outings and averaged 11.5 ppg and 11.0 rpg, while also contributing eight assists to the effort.

Cuthrell played two seasons in the Texas Panhandle at Odessa College under coach Kris "Bucket" Baumann, helping the Wranglers to a 30-4 record in 2022-23, a Western Junior College Athletic Conference title and an appearance in the NJCAA DI National Quarterfinals - ranking third in the final NJCAA DI rankings. Cuthrell played 34 games last year with a 7.2 ppg, 3.0 rpg, shooting 48.8 percent from the floor and 40.8 percent from three.

- Making his physical presence felt in the post, **junior forward/center Trey Edmonds** averaged 13.0 points with 7.5 rpg in the exhibitions, including 11 boards on the offensive glass.

Edmonds played two seasons at Utah Tech, the former Dixie State, in St. George, Utah, appearing in 33 games with one start last year. Limited to just over 8.3 mpg in two years with the Trailblazers, Edmonds averaged 2.5 ppg on 46.8 percent shooting, 2.3 rpg.

- The most diversified performer of exhibition season, **graduate student guard/forward Dre Fuller Jr.** shot .440 through the exhibitions to average 13.0 ppg, 9.0 rpg, 4.0 apg and 1.5 spg. One of the most experienced transfers to join the Roadrunners this season, Fuller played three seasons at UCF in Orlando, logging 67 games and 27 starts for the Knights. Fuller averaged 5.7 ppg on 42.2-percent shooting, with 3.4 rpg and 1.5 apg.

- Immediately taking charge in leading the UTSA offense, sophomore **point guard Adante Holiman** was a scorer and a distributor in the exhibitions, putting up 11.5 ppg with 2.5 apg.

A former four-star high school recruit and the No. 1-rated player in Oklahoma, Holiman registered 2,392 prep points and ranked among the top 50 in Oklahoma history after wrapping a 32-ppg, 5.0 apg senior season. He comes to San Antonio after an outstanding rookie season at UT Rio Grande Valley, playing 24 games with 11 starts for the Vaqueros. As a freshman, Holiman averaged 7.5 ppg on 44.7-percent shooting, doling out 3.0 apg.

- One of the most anticipated players to take the court, seven-foot **redshirt senior center Carlton Linguard Jr.** has not disappointed. His debut saw the agile big man score 20 on 8-of-12 shooting, registering nine boards with three assists in the opening exhibition. Across the two preseason contests, Linguard averaged a team-high 14.5 ppg with 10.5 rpg, 2.0 apg and 2.0 blocks per outing.

The homegrown Kansas State transfer had to sit last season for a year in residence, playing 32 games with two starts with the Wildcats. He averaged 1.8 ppg and 1.3 rpg while coming off injuries. Before KSU, he was the 12th best junior college prospect at Temple College on the I-35 corridor, where he put up 13.3 ppg on 51.4-percent shooting with 9.5 rpg and 3.6 rpg - logging 12 double-doubles with double-figure scoring in 25-of-30 and double-digit boards in 13.

- The lone freshman among the 12 newcomers, **guard Nazar Mahmoud** averaged 13.0 ppg, 6.5 rpg and 2.0 apg, knocking down a team-best 5-for-10 from three against Trinity and McMurry. Mahmoud rated as a three-star player and the No. 37 shooting guard coming out of Spring Creek Academy in Plano, Texas, helping the Spartans to a 26-4 record during his senior year. Mahmoud scored 20.6 ppg on 42-percent shooting, with nearly five (5) rpg and two (2) apg. Earned All-SWAIC honors as a senior and was named the District 25-5A Offensive MVP and TABC All-State as a junior at Leander's Rouse High.



WHO'S NEW? (cont'd)

- **Junior forward Josh Reid** saw limited time in the exhibitions, averaging 1.5 ppg and 0.5 rpg. Reid joined the Roadrunners after two seasons at Gulf Coast College in Panama City, Florida, playing 28 games with 20 starts for the Commodores last year. Reid shot 45 percent from the floor for 10.3 ppg, logging 6.4 rpg with 42 assists and 34 steals.
- Former Antonian Prep standout **junior guard Juan Reyna** is returning home after one season each at Campbell and Alabama State. At Campbell, Reyna averaged 5.3 ppg in 30 games with the Camels. Put up 8.7 ppg 26 games at Bama State. Graduated from Duncanville High after leaving San Antonio, where he helped lead DHS to back-to-back UIL 6A State Championships (2020, '21) and surpassed 2,000 career points. As a senior, Reyna averaged 20.8 ppg and 3.2 apg.
- **Junior guard Justin Thomas** helped Milwaukee to the best record in seven years, playing in 33 games with 7.3 ppg, 4.4 rpg and 3.0 apg. Thomas shot 43.2 percent (82-of-190) from the field overall, 42.9 percent (24-of-56) and led the team with 98 assists. Began his collegiate career at Division II Queens University of Charlotte.
- A former All-District 4-6A and All-Region player from Fort Worth's North Crowley High, redshirt **junior guard Isaiah Wyatt** registered 7.0 ppg and 5.0 rpg through the exhibitions. Wyatt arrived at UTSA after one season at NCAA Division II Chadron State in northwestern Nebraska. Wyatt earned All-RMAC honors after leading the Eagles with 15.2 ppg through 29 starts, scoring in double-figures in 25 outings after shooting 45.1 percent. Hit 46.9-percent beyond the arc and was second in the RMAC with 2.8 threes per contest. Also grabbed 5.3 rpg. Also played at Texas JUCOs, Southwestern Christian and McClennan.

RETURNING FROM THE 2022-23 ROSTER

- UTSA lost 12 players from last year's squad and returns only two contributors from 2022-23. The pair accounted for just 8.4 percent of the points, 10.5 percent of rebounds, 12.4 percent of assists and 12.6 percent of steals last season.
- **Junior guard Christian Tucker** is in the mix for a steady starting spot for the Roadrunners, playing in 30 games last season with six starts. In 2022-23, Tucker averaged 4.8 points, 1.4 assists and 1.5 rebounds per game. Through the two exhibitions, Tucker led UTSA with 16 points in the second contest vs. McMurry en route to a 11.5 ppg 3.0 rpg pre-season - leading the team with 5.0 assists per contest. In total, Tucker has played 56 games with 12 starts for the Roadrunners, averaging 4.1 ppg and 1.3 apg. Tucker was a first-team All-Region and All-State honorable mention at Gilbert Perry High School in Chandler, Ariz., averaging 16 points, five assists and five rebounds while leading Gilbert Perry to a Regional Championship.
- A starter at forward last year in his rookie season, **sophomore Massal Diouf** appeared in 27 games and started 21 contests a year ago. Diouf shot 42.5 percent and averaged 2.0 ppg, 2.7 rpg in 10.9 mpg. In the exhibitions, Diouf led the team with an .856 shooting average, putting up 6.0 ppg with 3.5 rpg. Diouf prepped at Western Canada Prep Academy and played with the U-16 and U-18 Dutch National Team. He earned Canadian Junior Basketball Team first-team All-Star honors while leading Western Canada to a third-place finish.

HENSON'S EIGHTH YEAR AT THE HELM

- The Roadrunners are led by **eightth-year head coach Steve Henson**, the 2017-18 Conference USA Coach of the Year. UTSA's Nov. 6 victory pushed him on to the next milestone as a 100-game winner at UTSA.
- Henson, a former star player at Kansas State (1986-90), took over at UTSA for the 2016-17 season and quickly transitioned the Roadrunners into an up-tempo, high-scoring offensive unit.
- The Kansas native took over at UTSA after five years as an assistant at Oklahoma for Lon Kruger. Henson was also on the staff with Kruger for seven seasons at UNLV after a season at South Florida and scouting then coaching with the Atlanta Hawks.
- A member of the Kansas State Athletics Hall of Fame who led K-State to four straight NCAA Tournaments, Henson still holds all-time program records for career assists (582), assists per game (4.58), assists in a season (186), assists in a game (12), free throw percentage (.900), minutes played (4,474), minutes per game (35.2), starts (118) and consecutive starts (118).
- A two-sport standout at K-State, he was a decathlete and placed third as a sophomore and junior at the Big Eight Championships.
- He was a second-round pick of the Milwaukee Bucks in the 1990 NBA Draft – going 44th overall – and played seven years in the NBA and two seasons in Italy and Greece.
- Henson earned Mr. Basketball honors while playing for his legendary father at McPherson High School.
- Henson has a knack for coaching elite scoring guards, including former Oklahoma standout Buddy Hield and former UTSA standouts Jhivvan Jackson and Keaton Wallace.

STEVE HENSON VS. OPPONENTS

OPPONENT	HENSON	OPPONENT	HENSON
Arkansas	0-1	Old Dominion	3-5
Arkansas-Fort Smith	1-0	Oregon State	0-4
Army West Point	0-1	Ottawa (AZ)	1-0
Bethany, KS	2-0	Our Lady of the Lake	2-0
Bethune-Cookman	1-0	Prairie View A&M	2-1
Bradley	0-1	Rice	7-6
Charlotte	4-4	St. Edward's	0-1
Coastal Carolina	0-1	St. Mary's	2-0
Dallas Christian	1-0	Sam Houston State	1-1
Dartmouth	0-1	Southeastern Oklahoma State	1-0
Denver	1-0	Southwestern Adventist	1-0
East Carolina	0-0	Southern Miss	7-7
East Central	1-0	South Dakota State	0-1
FIU	7-5	South Florida	0-0
Florida Atlantic	4-10	SMU	0-0
FGCU	1-0	Sul Ross State	1-0
Fresno State	0-1	Temple	0-0
Grambling State	0-1	Texas A&M-Commerce	0-1
Grand Canyon	0-1	Texas A&M-Corpus Christi	3-3
Houston Christian	3-0	Texas State	4-2
Illinois-Chicago	0-1	Texas Tech	0-1
Illinois State	1-1	Tulane	0-0
IUPUI	1-0	Tulsa	0-1
Jacksonville State	0-1	Trinity	2-0
James Madison	1-0	UAB	5-9
Lamar	4-2	UC Irvine	0-1
Little Rock	0-1	UIW	2-0
Louisiana Tech	4-8	Utah	0-1
Marshall	3-4	Utah State	0-1
Memphis	0-0	Utah Valley	1-2
Middle Tennessee	1-7	UT Permian Basin	1-0
Minnesota	0-1	Utah	0-1
Nebraska	0-1	UTEP	2-5
New Mexico	0-1	UTRGV	0-2
North Texas	2-9	Western Illinois	1-0
Oklahoma	0-5	Western Kentucky	3-8
Oklahoma State	0-1	Wichita State	0-0



THE LAST TIME ...

TEAM

Played a ranked team

vs. #24 Florida Atlantic (L, 64-83) (1/19/23)

Beat a ranked team

at #13 Arizona State (W, 87-85) (12/18/94)

Lost to a ranked team at home

vs. #24 Florida Atlantic (L, 64-83) (1/19/23)

Lost to a ranked team on road

at #17 Utah State (L, 50-82) (11/19/19)

Lost to a ranked team at neutral site

vs. #25 Middle Tennessee (L, 86-70) (03/09/17)

Played an overtime game

vs. Western Illinois (W, 78-68) (11/6/23)

Played a double-overtime game

at Charlotte (L, 108-114) (02/25/16)

Scored 130+ points

UTSA: 136 vs. East Central (W, 136-68) (11/22/08)

Opp: N/A

Scored 120+ points

UTSA: 123 vs. SW Adventist (W, 123-43) (3/4/21)

Opp: 121 vs. Centenary (L, 116-121) (1/4/90)

Scored 110+ points

UTSA: 116 at Marshall (W, 116-106) (2/2/19)

Opp: 114 at Charlotte (L, 108-114) (02/25/16)

Scored 100+ points

UTSA: 101 vs. Dallas Christian (W, 101-48) (1/3/22)

Opp: 102, Minnesota (L, 102-76) (11/10/23)

Scored 90+ points

UTSA: 93, vs. Arkansas-Fort Smith (W, 93-60) (12/10/23)

Opp: 93, at Little Rock (L, 84-93) (12/13/23)

Scored less than 50 points

UTSA: 44, at Oklahoma (11/12/21)

Opp: 47, Trinity (11/7/22)

Shot 70+ percent from field

UTSA: N/A

Opp: 70.0% (42-60), UAB (1/07/16)

Shot 60+ percent from field

UTSA: 64.6% (51-79), vs. SW Adventist (3/4/21)

Opp: 62.3% (33-53), Rice (2/3/22)

Shot 50+ percent from field

UTSA: 52.5% (32-61), at Rice (2/16/23)

Opp: 50.0% (29-58), at Little Rock (L, 84-93) (12/13/23)

Shot less than 40 percent from field

UTSA: 31.1% (19-61) vs. Army West Point (11/21/23)

Opp: 39.7% (23-58) vs. Army West Point (11/21/23)

Shot less than 30 percent from field

UTSA: 29.6% (16-54), vs. Grambling State (11/25/22)

Opp: 26.1% (18-69), Dallas Christian (1/3/22)

Shot less than 25 percent from field

UTSA: 25.7% (19-74), UTRGV (12/17/21)

Opp: 23.8% (15-63), Jarvis Christian (1/25/12)

Did not make a 3-pointer

UTSA: vs. Texas (1/05/94)

Opp: at Nicholls (1/14/09)

Won by 20+ points

UTSA: (33) (93-60), vs. Arkansas-Fort Smith (12/10/23)

Opp: (26) (102-76), Minnesota (11/10/23)

Won by 30+ points

UTSA: (33) (93-60), vs. Arkansas-Fort Smith (12/10/23)

Opp: (40) (106-66), Florida Atlantic (2/23/23)

Won by 40+ points

UTSA: (53) 101-48, vs. Dallas Christian (1/3/22)

Opp: (40) (106-66), Florida Atlantic (2/23/23)

Won by 50+ points

UTSA: (53) 101-48, vs. Dallas Christian (1/3/22)

Opp: (52) 96-44, Oklahoma (11/12/21)

Won by 60+ points

UTSA: (80) 123-43 vs. SW Adventist (3/4/21)

Opp: (66) 50-116 at Texas (12/08/15)

Scored 50+ points in a half

UTSA: 58 (2nd), W, 93-60, vs. Arkansas-Fort Smith (12/10/23)

Opp: 51 (2nd), L, 84-93 at Little Rock (L, 84-93) (12/13/23)

Scored 50 points in both halves

UTSA: 62 (1st), 63 (2nd) 125-64 vs. Ottawa (11/30/17)

Opp: 51 (1st), 54 (2nd) 105-66, Oklahoma (12/3/20)

Had 5+ players score in double digits

UTSA: Christian Tucker (23), Isaiah Wyatt (16), PJ Carter (12), Dre Fuller Jr. (12), Carlton Linguard Jr. (10) on 12/13/23 at Little Rock

Opp: Terry Anderson (20), Adam Hamilton (16), B.B. Knight (16), Ja'Sean Jackson (12), Chris Pryor (11) Jakevion Buckley (10) on 11/14/23x at Lamar

Had 2+ 20-point scorers

UTSA: Carlton Linguard Jr. (21), Isaiah Wyatt (20) vs. Arkansas-Fort Smith (12/10/22)

Opp: Jamir Chaplin (22), Bradley Douglas (20), at Little Rock (12/13/23)

Had 3+ 20-point scorers

UTSA: Jhivvan Jackson (20), Byron Frohnen (21), Keaton Wallace (21), at HBU (11/26/18)

Opp: Donovan Sims (24), Antonio Green (21), James Hawthorne (20), MT (1/17/19)

PLAYER

Scored 50+ points

UTSA: 52, Roderic Hall, vs. Maine (12/6/97)

Opp: 61, Wayman Tisdale, Oklahoma (12/28/83)

Scored 40+ points

UTSA: 45, Jhivvan Jackson, at ODU (2/6/20)

Opp: 41, Mike Daum, South Dakota State (11/20/18)

Scored 30+ points

UTSA: 30, Japhet Medor, vs. Rice (1/16/23)

Opp: 30, Quincy Olivari, Rice (1/16/23)

Recorded a triple-double

UTSA: Devin Gibson, (28 pts, 10 reb, 10 ast) vs. Samford (3/9/11)

Opp: Max Fiedler, Rice (24 pts, 13 reb, 11 ast) (1/16/23)

Recorded a double-double

UTSA: Christian Tucker (13 pts, 11 ast) vs. Lamar (11/30/23)

Opp: Adam Hamilton, Lamar (12 pts, 10 reb) (11/30/23)

Two players recorded a double-double

UTSA: Jacob Germany (20 pts, 13 reb) & DJ Richards (17 pts, 10 reb) at Western Kentucky (2/2/23)

Opp: Terry Anderson (20 pts, 11 reb), Adam Hamilton (16 pts, 14 reb) (Lamar, 11/14/23)

Recorded 20+ rebounds

UTSA: 20, Clarence McGee, vs Hardin-Simmons (2/27/88)

Opp: 22, Wayman Tisdale, Oklahoma (12/28/83)

Recorded 15+ rebounds

UTSA: 18, Jacob Germany, at FIU (2/25/23)

Opp: 16, Isaac Mushila, TAMU-CC (11/11/22)

Recorded 20+pts/20+reb

UTSA: Clarence McGee (20 pts, 20 reb), vs. Hardin-Simmons (2/27/88)

Opp: Wayman Tisdale (61 pts, 22 reb), Oklahoma, (12/28/83)

Recorded 10+ assists

UTSA: 11, Christian Tucker, Lamar (11/30/23)

Opp: 11, Max Fiedler, Rice (1/16/23)

Made 8+ 3-pointers

UTSA: 8, Keaton Wallace, vs. UAB (3/11/20)

Opp: 8, Keaton Willis, LA Tech (2/19/22)

Made 15+ free throws

UTSA: 16, Japhet Medor, vs. Prairie View A&M (11/22/22)

Opp: 15, Akeem Richmond, East Carolina (2/8/14)

Made 10+ free throws

UTSA: 12, Christian Tucker, vs. Western Illinois (11/6/23)

Opp: 10, Christian Turner, Texas State (11/17/22)

Recorded 10+ blocks

UTSA: N/A

Opp: 13, Wojciech Myrda, Louisiana-Monroe (1/17/02)

Recorded 5+ blocks

UTSA: 5, Carlton Linguard Jr. vs. Army West Point (11/21/23)

Opp: 6, Jamarion Sharp, WKU (2/2/23)

Recorded 5+ steals

UTSA: 5, Japhet Medor, at FIU (2/25/23)

Opp: 6, Isaiah Crawford, La Tech (12/29/22)

Played every minute (regulation)

UTSA: Erik Czumbel & Darius McNeill, at UTEP (1/20/22)

Opp: Cobe Williams, Louisiana Tech (1/28/23)

Two players played every minute (regulation)

UTSA: Erik Czumbel & Darius McNeill, at UTEP (1/20/22)

Opp: Taevion Kinsey & Taylan Grogan, Marshall (2/13/20)

Played every minute (+OT)

UTSA: Jordan Sims, at Tulsa (3/2/14)

Opp: Jared Savage, WKU (2/15/20)

Played every minute (+20T)

UTSA: N/A

Opp: Jon Davis, Charlotte (2/25/16)

Fouled out

UTSA: Dre Fuller Jr, at Little Rock (12/13/23)

Opp: TJ Small, vs. Army West Point (11/21/23)

Two or more players fouled out

UTSA: Carlton Linguard Jr., Trey Edmonds, Texas State (11/18/23)

Opp: Jame Harrison, Josh Nzeakor, vs. Lamar (3/14/18)



MISCELLANEOUS STATISTICS

dates to prior seasons = *

Current Streak	Lost 3
Current Home Streak	Lost 1
Current Road/Neutral Streak	Lost 2
Last Win	Dec. 10, 2023 vs. UAFS (93-60)
Last Home Win	Dec. 10, 2023 vs. UAFS (93-60)
Last Road Win ...	Nov. 20, 2023 at Houston Christian (89-87)
Last Neutral Win...	Dec. 11, 2021 vs. Sam Houston (78-73)*
Last Loss	Dec. 21, 2023 vs. Army West Point (53-63)
Last Home Loss ..	Dec. 21, 2023 vs. Army West Point (53-63)
Last Road Loss	Dec. 17 2023 at Oregon State (65-66)
Last Neutral Loss	March 8, 2023 vs. Rice [CUSA] (71-72)*

2023-24 RECORD BY STARTING LINEUP

Holiman, Tucker, Fuller, Edmonds, Linguard	1-3
Holiman, Tucker, Wyatt, Fuller, Edmonds	3-2
Tucker, Wyatt, Fuller, Edmonds, Linguard	1-2

LEADING THE TEAM

- Following is the number of times a player led UTSA in scoring, rebounding, assists and steals.
- If two or more players tied for the team lead, all were credited for that game:

Player	Pts.	Reb.	Ast.	Blk.	Stl.
PJ Carter	1	1	-	2	3
Chandler Cuthrell	-	2	-	2	3
Massal Diouf	-	1	-	3	-
Trey Edmonds	1	4	-	-	2
Dre Fuller Jr.	1	3	1	3	4
Adante' Holiman	2	-	2	1	3
Jordan Ivy-Curry	1	-	1	-	1
Carlton Linguard Jr.	1	1	-	8	1
Nazar Mahmoud	-	-	-	-	-
Josh Reid	-	-	-	-	-
Christian Tucker	5	-	9	2	7
Isaiah Wyatt	2	1	-	3	3

UTSA SPECIALTY STATISTICS

OPPONENT	POINTS VIA					TIES	CHG	LEAD	LARGE	LEAD TM	W-L, SCORE	LARGE DEFICIT OVERCOME
	T/O	2ND CH	PAINT	FASTB	BENCH							
Trinity (exhib.)	24	22	42	0	38	0	1	30	38:55	W, 100-70	N/A Led Full	
McMurry (exhib.)	21	26	72	28	69	0	2	48	38:29	W, 125-84	N/A Led Full	
Western Illinois	14	10	28	16	15	8	9	10	36:29	W, 78-68 OT	2	
at Minnesota	11	11	36	16	30	0	0	-	00:00	L, 76-102	N/A Trailed Full	
at Lamar	10	13	32	15	32	10	9	8	19:23	L, 82-90	8	
at Texas State	12	14	14	5	25	5	4	3	2:25	L, 62-72	6	
at Houston Christian	12	17	44	7	29	3	3	13	36:24	W, 89-87	2	
Jacksonville State	10	6	26	12	15	2	4	2	1:05	L, 62-77	4	
UIW	10	21	34	18	37	6	5	14	20:25	W, 90-80	8	
Lamar	15	20	16	21	22	1	4	12	26:15	W, 86-83	10	
Arkansas-Fort Smith	17	16	26	20	23	0	0	33	39:45	W, 93-60	N/A Led Full	
at Little Rock	13	8	18	18	17	1	7	14	24:49	L, 84-93	1	
at Oregon State	6	12	34	11	28	7	13	9	28:40	L, 65-66	3	
Army West Point	6	18	28	5	12	5	8	6	6:05	L, 53-63	5	
Prairie View A&M												
UAB*												
at Rice*												
at Memphis*												
Charlotte*												
at Tulsa*												
Florida Atlantic*												
Tulane*												
at South Florida*												
Rice*												
at Wichita State*												
East Carolina*												
at Charlotte*												
at Temple*												
South Florida*												
at North Texas*												
Tulsa*												
at SMU*												
Temple*												

GAME MARGINS

	1	2	3	4	5	6	7	8	9	10	11	12	13	14	15+
Wins by	-	1	1	-	-	-	-	-	-	2	-	-	-	-	1
Losses by	1	-	-	-	-	-	-	1	1	2	-	-	-	-	2

UTSA IN GAMES DECIDED BY

1-5 points	6-10 points	11-19 points	20 or more
2-1	2-4	0-1	1-1

UTSA TOP INDIVIDUAL PERFORMANCES

POINTS 27 - Isaiah Wyatt vs Lamar (11/30/23)	3FG MADE 7 - Isaiah Wyatt vs Lamar (11/30/23)	REBOUNDS 12 - Trey Edmonds at Lamar (11/14/23)
FG MADE 8 - by three players last: Carlton Linguard Jr. (12/10/23) - Also Wyatt, Fuller	3FG ATT. 12 - Adante' Holiman vs. UIW (11/14/23) 12 - Isaiah Wyatt vs Lamar (11/30/23)	ASSISTS 11 - Christian Tucker vs Lamar (11/30/23)
FG ATT. 16 - Adante' Holiman at Lamar (11/14/23) 16 - Isaiah Wyatt vs Lamar (11/30/23)	FT MADE 12 - Christian Tucker vs Western Ill. (11/6/2023)	STEALS 3 by 3 Players last Christian Tucker vs. UAFS (12/10/23) (also Wyatt, Holiman)
FG PCT. .833 (5-6) - Massal Diouf at Oregon St. (12/17/23)	FT ATT. 15 - Christian Tucker vs Western Ill. (11/6/2023)	BLOCKS 5 - Carlton Linguard Jr. vs. Army West Point (12/21/23)
	FT PCT. (MIN 3) 1.000 (6-6) - C. Tucker v vs Lamar (11/30/23)	TURNOVERS 4 (5x) - last J. Ivy-Curry at Oregon St. (12/17/23)

UTSA TEAM SINGLE-GAME SEASON HIGHS

POINTS UTSA: 93 vs. Arkansas-Fort Smith (12/10/23) OPP: 102 at Minnesota (11/10/23)	3FG UTSA: 19 vs. Arkansas-Fort Smith (12/10/23) OPP: 16 vs Lamar (11/30/23)	ASSISTS UTSA: 22 vs Lamar (11/30/23) OPP: 21 (2x) at Minnesota (11/10/23)/ at Lamar (11/14/23)
FIELD GOALS UTSA: 34 vs. Arkansas-Fort Smith (12/10/23) OPP: 33 vs. UIW (11/25/23)	FREE THROWS MADE UTSA: 26 vs. Western Illinois (11/6/23) OPP: 28 at Minnesota (11/10/23)	STEALS UTSA: 7 at Minnesota (11/10/23) OPP: 12 vs. UIW (11/25/23)
FIELD GOAL PCT. UTSA: .493 at Houston Christian (11/20/23) OPP: .545 at Minnesota (11/10/23)	REBOUNDS UTSA: 53 vs. Arkansas-Fort Smith (12/10/23) OPP: 57 at Lamar (11/14/23)	BLOCKS UTSA: 7 vs. Western Illinois (11/6/23) OPP: 10 vs. Western Illinois (11/6/23)



UTSA IN NCAA RANKINGS

as of 12/27

Category	NCAA Rank	AAC Rank	Value
Assist/Turnover Ratio	120	6	1.22
Assists/game	143	7	14.1
Bench Points/game	134	7	23.75
Blocks/game	40	2	4.8
Effective FG pct	282	12	48.2
Fastbreak Points	64	5	13.67
FG Percentage	317	13	40.7
FG Percentage Defense	181	8	42.8
Fouls/game	285	14	19.0
FT Attempts/game	100	8	21.5
FT Percentage	250	13	68.6
FT Made/game	133	8	14.8
Rebound Margin	205	8	1.0
Rebounds (Defensive)/game	57	2	28.00
Rebounds (Offensive)/game	52	4	13.00
Rebounds/game	34	2	41.00
Scoring Defense	319	13	78.4
Scoring Margin	275	14	-1.8
Scoring Offense	134	5	76.7
Steals/game	326	14	5.1
3-Point Attempts/game	15	1	28.7
3-Point Percentage	183	6	33.4
3-Point Percentage Defense	211	10	33.2
3-Pointers/game	33	1	9.6
Turnover Margin	301	14	-1.8
Turnovers Forced/game	340	14	9.67
Turnovers/game	106	6	11.5
Winning Percentage	255	14	41.7

UTSA IN AAC INDIVIDUAL RANKINGS

top 15 only (as of 12/27)

	Rank	Value
Trey Edmonds		
Offensive Rebounds/game	t-4	2.67
Rebounds/game	13	6.7
Rebounds	14	80
Dre Fuller Jr.		
Defensive Rebounds/game	7	5.25
3-Point Attempts	9	66
Carlton Linguard Jr.		
Blocks	3	24
Blocked Shots/game	3	2.00
Offensive Rebound/game	t-4	2.67
Christian Tucker		
Assists (35th NCAA)	1	66
Assists Avg. (32nd NCAA)	1	5.5
Free Throw Pct. (82nd NCAA)	2	.868
Free Throws (40th NCAA)	3	59
Free Throw Attempts	4	68
Assist/Turnover Ratio	5	2.64
Isaiah Wyatt		
3-Pointers/game	4	2.33
3-Pointers made	4	28
3-Point Attempts	8	69

UTSA INDIVIDUAL MISCELLANEOUS STATISTICS

DOUBLE-FIGURE SCORING GAMES

Player	20-21	21-22	22-23	23-24	UTSA (Tot)
Carter	-	-	x	5	5 (5)
Cuthrell	x	x	x	1	1 (1)
Diouf	x	x	0	1	1 (1)
Edmonds	x	1	1	4	4 (6)
Fuller 19-20(7)	5	3	x	6	6 (21)
Holiman	-	-	9	2	2 (11)
Ivy-Curry	6	15	20	1	22 (42)
Linguard	1	0	x	8	8 (9)
Mahmoud	-	-	-	0	0
Tucker	x	2	5	9	16 (16)
Wyatt	-	-	25	6	6 (31)

(other institution)

20-POINT+ SCORING GAMES

Player	20-21	21-22	22-23	23-24	UTSA (Tot)
Carter	-	-	x	0	0
Cuthrell	x	x	x	0	0
Diouf	x	x	0	0	0
Edmonds	x	0	0	0	0
Fuller 19-20(0)	0	0	x	1	1 (1)
Holiman	-	-	0	2	2 (2)
Ivy-Curry	0	4	2	-	4 (6)
Linguard	0	0	x	1	1 (1)
Mahmoud	-	-	-	0	0
Tucker	x	0	0	1	1
Wyatt	x	1	4	2	2 (6)

(other NCAA institution)

DOUBLE-FIGURE REBOUNDING GAMES

Player	20-21	21-22	22-23	23-24	UTSA (Tot)
Carter	-	-	x	0	0
Cuthrell	-	-	-	1	1 (1)
Diouf	x	x	0	0	0
Edmonds	x	0	0	2	2 (2)
Fuller 19-20(0)	3	0	x	3	3 (6)
Holiman	-	-	0	0	0
Ivy-Curry	0	0	1	-	0 (1)
Linguard	0	0	x	2	2 (2)
Mahmoud	-	-	-	0	0
Tucker	x	0	0	0	0
Wyatt	-	-	4	0	0 (4)

(other NCAA institution)

DOUBLE-DOUBLES

Player	20-21	21-22	22-23	23-24	UTSA (Tot)
Carter	-	-	x	0	0
Cuthrell	-	x	x	0	0
Diouf	-	-	0	0	0
Edmonds	-	0	0	2	2 (2)
Fuller	0	0	x	1	1 (1)
Holiman	-	-	0	0	0
Ivy-Curry	0	0	1	-	0 (1)
Linguard	0	0	x	2	2 (2)
Mahmoud	-	-	-	0	0
Tucker	x	0	0	1	1 (1)
Wyatt	-	-	4	0	0 (4)

(other NCAA institution)

UTSA SINGLE-GAME RECORDS INDIVIDUAL

POINTS

52 by Roderic Hall vs. Maine (12/6/97)

FIELD GOALS MADE

22 by Derrick Gervin vs. Baylor (1/2/85)

FIELD GOALS ATTEMPTED

33 by Jhivvan Jackson at ODU (2/6/20)

HIGHEST FIELD GOAL PERCENTAGE (min. 10 att.)

92.0% (12-13) by Leon Watson vs. Texas College (11/22/98)

FREE THROWS MADE

20 by McEverett Powers vs. Texas-Arlington (1/24/02)

FREE THROWS ATTEMPTED

26 by McEverett Powers vs. Texas-Arlington (1/24/02)

FREE THROW PERCENTAGE (min. 10 att.)

100% (15-15) by Keaton Wallace vs. TAMU-CC (12/3/19)
 100% (14-14) by Afis Olajuwon vs. Sam Houston St. (1/9/93)
 100% (13-13) by Keon Lewis vs. Texas A&M-Corpus Christi (11/23/13)
 100% (12-12) by Jhivvan Jackson vs. UTEP (1/18/20)
 100% (12-12) by Jhivvan Jackson vs. Illinois St. (12/21/19)
 100% (12-12) by Keon Lewis vs. UTPA (12/7/13)
 100% (11-11) by Devin Gibson vs. Samford (12/20/10)
 100% (10-10) by Japhet Medor vs. UTEP (2/11/23)
 100% (10-10) by Jeff Beverly vs. Texas State (11/25/16)
 100% (10-10) by Travis Gabbidon vs. Colgate (1/2/09)
 100% (10-10) by Omar Johnson vs. Central Arkansas (2/11/09)
 100% (10-10) by Steve Meyer vs. UTPA (12/9/97)

REBOUNDS

25 by Lennell Moore vs. Centenary (1/5/87)

3-POINT FGS MADE

10 by J.R. Harris at UAB (1/7/16)

3-POINT FGS ATTEMPTED

18 Twice, by Jhivvan Jackson vs. Marshall (3/7/20);
 at Old Dominion (2/6/20)

ASSISTS

14 by Issy Washington vs. Jarvis Christian (11/29/86)

STEALS

8 by Kurt Attaway vs. Southeastern Louisiana (3/5/04)
 8 by Taju Olajuwon vs. Samford (1/19/91)

BLOCKED SHOTS

6 by Tom Oswald vs. UL Monroe (1/20/96)

TURNOVERS

12 by Andrew Francis vs. Northwestern St. (1/13/07)
 12 by Devin Gibson vs. Arkansas (12/12/07)

TEAM

POINTS 136 vs. East Central (11/22/08)

HIGH WIN MARGIN 80 (123-43) vs. SW Adventis (3/4/21)

HIGH LOSS MARGIN 66 (50-116) at Texas (12/8/15)

FG MADE 55 vs. Texas State (11/24/90)

HIGHEST FG% 68.5% (37-54) vs. UTPA (12/18/97)

MOST FT MADE 38 vs. Northwestern State (2/15/01)
 38 vs. UT Arlington (1/24/02)

MOST 3FG MADE 19 vs. Arkansas-Fort Smith (12/10/23)

MOST REBOUNDS 67 vs. Ottawa (11/30/17)
 67 vs. Marshall (2/13/20)

MOST ASSISTS 37 vs. Schreiner (12/1/93)

MOST STEALS 27 vs. Samford (1/19/91)

MOST BLOCKS 11 vs. Texas-Pan American (1/24/85)

MOST TURNOVERS 35 vs. Texas (12/5/95)

MOST FOULS 37 vs. Baylor (1/2/85)



GAME-BY-GAME STARTING LINEUPS

OPPONENT	1	2	3	4	5	RECORD BY LINEUP
Trinity (exhib.) (W, 100-70)	Holiman	Tucker	Fuller	Edmonds	Linguard	
McMurry (Exhibition) (W, 125-84)	Holiman	Carter	Fuller	Edmonds	Linguard	
Western Illinois (W, 78-68 OT)	Holiman	Tucker	Fuller	Edmonds	Linguard	1-0
at Minnesota (L, 76-102)	Holiman	Tucker	Fuller	Edmonds	Linguard	1-1
at Lamar (L, 82-90)	Holiman	Tucker	Fuller	Edmonds	Linguard	1-2
at Texas State (L, 62-72)	Holiman	Tucker	Fuller	Edmonds	Linguard	1-3
at Houston Christian (W, 89-87)	Holiman	Tucker	Wyatt	Fuller	Edmonds	1-0
Jacksonville State (L, 62-77)	Holiman	Tucker	Wyatt	Fuller	Edmonds	1-1
UIW (W, 90-80)	Holiman	Tucker	Wyatt	Fuller	Edmonds	2-1
Lamar (W, 86-83)	Holiman	Tucker	Wyatt	Fuller	Edmonds	3-1
Arkansas-Fort Smith (W, 93-60)	Tucker	Wyatt	Fuller	Edmonds	Linguard	1-0
at Little Rock (L, 84-93)	Tucker	Wyatt	Fuller	Edmonds	Linguard	1-1
at Oregon State (L, 65-66)	Tucker	Wyatt	Fuller	Edmonds	Linguard	1-2
Army West Point (L, 53-63)	Holiman	Tucker	Wyatt	Fuller	Edmonds	3-2
Prairie View A&M						
UAB*						
at Rice*						
at Memphis*						
Charlotte*						
at Tulsa*						
Florida Atlantic*						
Tulane*						
at South Florida*						
Rice*						
at Wichita State*						
East Carolina*						
at Charlotte*						
at Temple*						
South Florida*						
at North Texas*						
Tulsa*						
at SMU*						
Temple*						

AMERICAN ATHLETIC CONFERENCE

AMERICAN ATHLETIC CONFERENCE 2023-24 HONORS RECAP

	Player of the Week	Freshman of the Week
Week 1	Aaron Scott, Jr. (North Texas)	Jayden Reid (South Florida)
W1 Honor Roll:	RJ Felton (ECU), Vladislav Goldin (FAU), Jahliil White (TEM), Kevin Cross (TLN), Cobe Williams (UTSA)	
Week 2	Igor Milicic Jr. (Charlotte)	PJ Haggerty (Tulsa)
W2 Honor Roll:	Alejandro Vasquez (UAB), David Jones (MEM), Hysier Miller (TEM), Sion James (TUL), Xavier Bell (WSU)	
Week 3	Alijah Martin (Florida Atlantic)	PJ Haggerty (Tulsa)
W3 Honor Roll:	Yaxel Lendeberg (UAB), David Jones (MEM), Zhuric Phelps (SMU), Kevin Cross (TLN), Kenny Pohto (WSU)	
Week 4	Collin Holloway (TLN)	Zion Stanford (TEM)
W4 Honor Roll:	Bobby Pettiford (ECU), Vladislav Goldin (FAU), Travis Eeve (RIC), Jordan Riley (TEM), Isaiah Wyatt (UTSA)	
Week 5	David Jones (MEM)	Zion Stanford (TEM)
W5 Honor Roll:	Ezra Ausar (ECU), Vladislav Goldin (FAU), Selton Miguel (USF), Jordan Riley (TEM), Carl Linguard (UTSA)	
Week 6	Kevin Cross (TLN)	PJ Haggerty (Tulsa)
W6 Honor Roll:	Jonnell Davis (FAU), Jahvon Quinerly (MEM), Selton Miguel (USF), Chuck Harris (SMU), Colby Rogers (WSU)	
Week 7	Jonnell Davis (FAU)	PJ Haggerty (Tulsa)
W7 Honor Roll:	RJ Felton (ECU), David Jones (MEM), Jason Edwards (UNT), Chris Youngblood (USF), S. Williamson (SMU)	
Week 8		
Week 9		
Week 10		
Week 11		
Week 12		
Week 13		
Week 14		
Week 15		
Week 16		
Week 17		

AAC 2023-24 PRESEASON POLL

- Florida Atlantic (11).....167
 - Memphis (3).....159
 - Tulane.....142
 - UAB128
 - East Carolina.....105
 - North Texas.....100
 - SMU.....97
 - Wichita State90
 - South Florida62
 - Tulsa59
 - Rice56
 - Temple49
 - Charlotte46
 - UTSA.....14
- First-place votes in parenthesis

PRESEASON AAC Honors

- Preseason Player of the Year**
Jonnell Davis, Jr., G, Florida Atlantic
Alijah Martin, Jr., G, Florida Atlantic
- Preseason Rookie of the Year**
Carl Cherenfant, G, Memphis
JJ Taylor, F, Memphis

PRESEASON AAC All-Conference

- First Team**
Eric Gaines, Jr., G, UAB
Jonnell Davis, Jr., G, Florida Atlantic
Alijah Martin, Jr., G, Florida Atlantic
Jahvon Quinerly, Sr., G, Memphis
Jaylen Forbes, Jr., G, Tulane*
- Second Team**
RJ Felton, Jr., G, East Carolina
Jordan Brown, R-Sr., F, Memphis
Max Fiedler, Sr., F, Rice
Zhuric Phelps, Jr., G, SMU
Kevin Cross, Jr., F, Tulane
* denotes unanimous selection



2023-24 Regular Season Stats

Game Records

Record	Overall	Home	Away	Neutral
ALL GAMES	5-7	4-2	1-5	0-0
CONFERENCE	0-0	0-0	0-0	0-0
NON-CONFERENCE	5-7	4-2	1-5	0-0

Team Box Score Extended

No.	Player	Total					3-Point		F-Throw		Rebounds				Advanced													
		GP-GS	MIN	AVG	FG-FGA	FG%	3FG-3FGA	3FG%	FT-FTA	FT%	OFF	DEF	TOT	AVG	PF	DQ	A	A/G	TO	TO/G	A/TO	BLK	BLK/G	STL	STL/G	PTS	AVG	
22	TUCKER, Christian	12-12	385:07	32.1	42-99	.424	14-38	.368	59-68	.868	7	31	38	3.2	35	0	66	5.50	25	2.08	2.64	2	0.17	13	1.08	157	13.1	
11	WYATT, Isaiah	12-8	297:13	24.8	39-92	.424	28-69	.406	20-26	.769	16	38	54	4.5	15	0	15	1.25	15	1.25	1.00	4	0.33	9	0.75	126	10.5	
4	FULLER JR., Dre	12-12	311:08	25.9	43-124	.347	18-66	.273	18-23	.783	13	63	76	6.3	27	1	19	1.58	20	1.67	0.95	5	0.42	7	0.58	122	10.2	
5	HOLIMAN, Adante'	10-9	258:32	25.9	32-90	.356	18-57	.316	17-23	.739	1	22	23	2.3	23	0	24	2.40	12	1.20	2.00	2	0.20	8	0.80	99	9.9	
2	LINGUARD, JR., Carlton	12-7	285:15	23.8	42-101	.416	17-48	.354	16-22	.727	32	42	74	6.2	28	2	10	0.83	9	0.75	1.11	24	2.00	4	0.33	117	9.8	
21	CARTER, PJ	12-0	256:59	21.4	39-95	.411	13-37	.351	9-15	.600	4	16	20	1.7	13	0	12	1.00	11	0.92	1.09	2	0.17	7	0.58	100	8.3	
3	EDMONDS, Trey	12-12	257:06	21.4	37-65	.569	0-0	.000	20-46	.435	32	48	80	6.7	35	2	6	0.50	15	1.25	0.40	4	0.33	6	0.50	94	7.8	
1	IVY-CURRY, Jordan	2-0	46:24	23.2	6-18	.333	1-4	.250	0-0	.000	1	7	8	4.0	2	0	8	4.00	6	3.00	1.33	0	0.00	1	0.50	13	6.5	
10	CUTHRELL, Chandler	12-0	167:48	14.0	15-49	.306	3-13	.231	12-19	.632	18	30	48	4.0	15	0	4	0.33	12	1.00	0.33	7	0.58	5	0.42	45	3.8	
14	DIOUF, Massal	12-0	109:19	9.1	13-20	.650	0-0	.000	4-12	.333	8	19	27	2.3	26	1	2	0.17	4	0.33	0.50	8	0.67	1	0.08	30	2.5	
0	MAHMOUD, Nazar	8-0	50:10	6.3	6-18	.333	3-12	.250	2-4	.500	2	4	6	0.8	9	0	3	0.38	3	0.38	1.00	0	0.00	0	0.00	17	2.1	
Total		12	2425		314-771	.407	115-344	.334	177-258	.686	156	336	492	41.0	228	4	175	14.08	138	11.50	1.22	58	4.83	61	5.08	920	76.7	
Opponents		12	2425		329-768	.428	90-271	.332	193-281	.687	143	337	480	40.0	221	4	175	14.58	116	9.67	1.51	58	4.83	70	5.83	941	78.4	

Score by Periods

Team Statistics

	UTSA	OPP
Scoring	920	941
Points per game	76.7	78.4
Scoring margin	-1.8	-
Field goals-att	314-771	329-768
Field goal pct	.407	.428
3 point fg-att	115-344	90-271
3-point FG pct	.334	.332
3-pt FG made per game	9.6	7.5
Free throws-att	177-258	193-281
Free throw pct	.686	.687
F-Throws made per game	14.8	16.1
Rebounds	492	480
Rebounds per game	41.0	40.0
Rebounding margin	+1.0	-
Assists	169	175
Assists per game	14.1	14.6
Turnovers	138	116
Turnovers per game	11.5	9.7
Turnover margin	-1.8	-
Assist/turnover ratio	1.2	1.5
Steals	61	70
Steals per game	5.1	5.8
Blocks	58	58
Blocks per game	4.8	4.8
Winning streak	0	-
Home win streak	0	-
Attendance	6814	15282
Home games-Avg/Game	6-1136	6-2547
Neutral site-Avg/Game	-	0-0

Score by Periods

Team	1st	2nd	OT	TOT
UTSA	414	493	13	920
Opponents	431	507	3	941



2023-24 UTSA Team Game-by-Game Stats

Opponent	Date	Score		Total		3-Pointers		Free throws		Rebounds										
				FG-FGA	PCT	3FG-3FGA	PCT	FT-FTA	PCT	OFF	DEF	TOT	AVG	PF	A	TO	BLK	STL	PTS	AVG
Western Ill.	11/06/2023	78-68	Wot	23-64	.359	6-23	.261	26-35	.743	11	36	47	47.0	15	13	7	7	6	78	78.0
at Minnesota	11/10/2023	76-102	L	29-71	.408	9-22	.409	9-16	.563	12	20	32	39.5	22	14	10	1	7	76	77.0
at Lamar University	11/14/2023	82-90	L	28-68	.412	8-30	.267	18-26	.692	12	33	45	41.3	22	15	10	3	4	82	78.7
at Texas St.	11/17/2023	62-72	L	19-60	.317	8-27	.296	16-22	.727	15	25	40	41.0	29	8	13	5	6	62	74.5
at Houston Christian	11/20/2023	89-87	W	33-67	.493	6-20	.300	17-25	.680	14	27	41	41.0	27	16	12	9	6	89	77.4
Jacksonville St.	11/24/2023	62-77	L	24-56	.429	5-18	.278	9-12	.750	10	26	36	40.2	15	8	14	7	3	62	74.8
UIW	11/25/2023	90-80	W	29-67	.433	10-33	.303	22-30	.733	15	35	50	41.6	16	13	15	4	5	90	77.0
Lamar University	11/30/2023	86-83	W	25-62	.403	16-35	.457	20-26	.769	15	23	38	41.1	14	22	13	4	6	86	78.1
Ark.-Fort Smith	12/10/2023	93-60	W	34-75	.453	19-47	.404	6-13	.462	19	34	53	42.4	16	19	12	3	6	93	79.8
at Little Rock	12/13/2023	84-93	L	25-60	.417	14-34	.412	20-28	.714	10	25	35	41.7	22	14	11	4	3	84	80.2
at Oregon St.	12/17/2023	65-66	L	26-60	.433	9-25	.360	4-9	.444	10	25	35	41.1	16	17	11	6	5	65	78.8
Army West Point	12/21/2023	53-63	L	19-61	.311	5-30	.167	10-16	.625	13	27	40	41.0	14	10	10	5	4	53	76.7
Total		920		314-771	.407	115-344	.334	177-258	.686	156	336	492	41.0	228	169	138	58	61	920	76.7
Opponents		941		329-768	.428	90-271	.332	193-281	.687	143	337	480	40.0	221	175	116	58	70	941	78.4

UTSA Averages

Games Played	Points/game	FG Pct	3FG Pct	FT Pct	Rebounds/game	Assists/game	Turnovers/game	Assist/Turnover ratio	Steals/game	Blocks/game
12	76.7	40.7	33.4	68.6	41.0	14.1	11.5	1.2	5.1	4.8

2023-24 Opponent Team Game-by-Game Stats

Opponent	Date	Score		Total		3-Pointers		Free throws		Rebounds										
				FG-FGA	PCT	3FG-3FGA	PCT	FT-FTA	PCT	OFF	DEF	TOT	AVG	PF	A	TO	BLK	STL	PTS	AVG
Western Ill.	11/06/2023	78-68	Wot	24-75	.320	6-28	.214	14-25	.560	21	35	56	56.0	25	9	12	10	2	68	68.0
at Minnesota	11/10/2023	76-102	L	30-55	.545	14-29	.483	28-34	.824	7	36	43	49.5	19	21	11	6	7	102	85.0
at Lamar University	11/14/2023	82-90	L	28-80	.350	11-29	.379	23-30	.767	25	32	57	52.0	21	21	8	8	4	90	86.7
at Texas St.	11/17/2023	62-72	L	21-50	.420	3-14	.214	27-43	.628	11	30	41	49.3	21	10	9	4	7	72	83.0
at Houston Christian	11/20/2023	89-87	W	30-68	.441	3-16	.188	24-35	.686	16	22	38	47.0	16	11	10	2	8	87	83.8
Jacksonville St.	11/24/2023	62-77	L	31-68	.456	5-18	.278	10-15	.667	14	22	36	45.2	14	14	5	3	7	77	82.7
UIW	11/25/2023	90-80	W	33-73	.452	10-32	.313	4-12	.333	9	26	35	43.7	22	15	11	8	12	80	82.3
Lamar University	11/30/2023	86-83	W	32-63	.508	10-25	.400	9-12	.750	9	25	34	42.5	21	18	13	4	6	83	82.4
Ark.-Fort Smith	12/10/2023	93-60	W	22-62	.355	7-23	.304	9-18	.500	8	24	32	41.3	17	16	10	1	3	60	79.9
at Little Rock	12/13/2023	84-93	L	29-58	.500	9-18	.500	26-30	.867	7	28	35	40.7	20	12	10	2	4	93	81.2
at Oregon St.	12/17/2023	65-66	L	26-58	.448	7-15	.467	7-10	.700	7	27	34	40.1	12	15	9	5	3	66	79.8
Army West Point	12/21/2023	53-63	L	23-58	.397	5-24	.208	12-17	.706	9	30	39	40.0	13	13	8	5	7	63	78.4
Total		941		329-768	.428	90-271	.332	193-281	.687	143	337	480	40.0	221	175	116	58	70	941	78.4
UTSA		920		314-771	.407	115-344	.334	177-258	.686	156	336	492	41.0	228	169	138	58	61	920	76.7

Opponents Averages

Games Played	Points/game	FG Pct	3FG Pct	FT Pct	Rebounds/game	Assists/game	Turnovers/game	Assist/Turnover ratio	Steals/game	Blocks/game
12	78.4	42.8	33.2	68.7	40.0	14.6	9.7	1.5	5.8	4.8



LAST 4 BOX SCORES

Game 9: UTSA 93, Arkansas-Fort Smith 60



Official Basketball Box Score - Final
Arkansas-Fort Smith at UTSA
 12/10/23 Convocation Center, San Antonio, Texas
 2023-24 Men's Basketball

Game Time: 12:00 PM
 Game Duration: 1:48
 Attendance: 927

Officials: Bharat Ramnanan, Anthony Burriss, Wesley Ford

Arkansas-Fort Smith - 60

Record: 1-9

NO.	Name	Min	FG	3P	FT	Rebounds			Fouls		TP	AS	TO	ST	Blocks		+/-
			M-A	M-A	M-A	OR	DR	TOT	PF	FD					BS	BA	
15	Furaha Cadeaux de Dieu	F 21:57	1-4	0-0	2-2	2	4	6	4	2	4	2	3	0	0	1	-29
23	Ryan Maxwell	F 20:47	1-2	0-1	1-6	1	2	3	3	3	3	1	0	0	0	0	-23
1	Cameron Bush	G 22:20	2-6	1-3	0-0	0	5	5	4	1	5	3	1	0	0	0	-22
4	Lian Ramiro	G 17:50	4-9	1-4	0-1	1	0	1	0	1	9	3	0	0	1	0	-12
10	Payton Brown	G 13:21	2-5	2-4	2-3	0	3	3	0	1	8	1	2	0	0	0	-19
0	Jaydon Monday	22:10	4-12	2-5	0-0	0	3	3	1	0	10	1	3	0	0	1	-21
2	Roland McCoy	21:05	5-12	1-5	2-2	2	1	3	0	1	13	1	0	2	0	0	-8
5	Kobe Campbell	21:50	2-8	0-1	2-4	0	2	2	0	4	6	1	0	1	0	1	-15
11	Jace Linenberger	14:32	0-2	0-0	0-0	2	1	3	3	2	0	1	0	0	0	0	-7
12	Tyler Frederick	24:08	1-2	0-0	0-0	0	2	2	2	1	2	2	0	0	0	0	-9
Team						0	1	1			0		1				
Totals			22-62	7-23	9-18	8	24	32	17	16	60	16	10	3	1	3	-33

Shooting By Period		
1 st FG%	10-33	30.3%
3PT%	4-14	28.6%
FT%	4-11	36.4%
2 nd FG%	12-29	41.4%
3PT%	3-9	33.3%
FT%	5-7	71.4%
GM FG%	22-62	35.5%
3PT%	7-23	30.4%
FT%	9-18	50.0%

Dead Ball Rebounds: 6, 1

Technical Fouls::NONE

UTSA - 93

Record: 5-4

NO.	Name	Min	FG	3P	FT	Rebounds			Fouls		TP	AS	TO	ST	Blocks		+/-
			M-A	M-A	M-A	OR	DR	TOT	PF	FD					BS	BA	
3	Trey Edmonds	F 18:32	3-4	0-0	0-1	1	7	8	1	3	6	0	4	0	0	0	19
2	Carlton Linguard, Jr.	C 23:22	8-13	5-7	0-1	3	4	7	2	3	21	1	0	0	1	0	34
4	Dre Fuller Jr.	G 27:02	2-8	2-7	0-1	1	4	5	3	2	6	2	1	0	0	1	38
11	Isaiah Wyatt	G 24:57	7-13	5-10	1-1	3	2	5	1	2	20	2	1	1	1	0	21
22	Christian Tucker	G 30:02	5-9	4-7	3-4	1	3	4	2	4	17	6	2	3	0	0	30
10	Chandler Cuthrell	20:06	3-9	0-3	0-0	6	2	8	0	0	6	1	1	0	0	0	13
21	PJ Carter	25:56	4-9	2-5	1-2	1	4	5	0	1	11	5	1	2	1	0	7
0	Nazar Mahmoud	14:40	1-8	1-8	0-0	0	2	2	2	0	3	2	1	0	0	0	2
14	Massal Diouf	15:23	1-2	0-0	1-3	1	3	4	5	2	3	0	1	0	0	0	1
Team						2	3	5			0		0				
Totals			34-75	19-47	6-13	19	34	53	16	17	93	19	12	6	3	1	33

Shooting By Period		
1 st FG%	13-36	36.1%
3PT%	6-23	26.1%
FT%	3-9	33.3%
2 nd FG%	21-39	53.8%
3PT%	13-24	54.2%
FT%	3-4	75%
GM FG%	34-75	45.3%
3PT%	19-47	40.4%
FT%	6-13	46.2%

Dead Ball Rebounds: 4, 1

Technical Fouls::NONE

	UAFS	UTSA	Points from		Period by Period Scoring				
Biggest lead	0 (1 st 20:00)	33 (2 nd 0:45)	UAFS	UTSA	1st	2nd	TOT		
Best Scoring Run	7 (1 st 3:46)	15 (2 nd 5:57)	10	17	UAFS	28	32	60	
Lead Changes	0		Paint	16	26	UTSA	35	58	93
Times Tied	0		Second Chance	0	16				
Time with Lead	00:00	39:45	Fast Breaks	13	20				
			Bench	31	23				



LAST 4 BOX SCORES

Game 10: Little Rock 93, UTSA 84



Official Basketball Box Score - Final
UTSA at Little Rock
 12/13/23 Jack Stephens Center, Little Rock
 2023-24 Men's Basketball

Game Time: 6:30 PM
 Game Duration: 2:10

Officials: John St. Clair, Kevin Driver, Alex Manuel

UTSA - 84

Record: 5-5

NO.	Name	F/C	Min	FG	3P	FT	Rebounds			Fouls		TP	AS	TO	ST	Blocks		+/-
				M-A	M-A	M-A	OR	DR	TOT	PF	FD					BS	BA	
3	Trey Edmonds	F	18:45	2-2	0-0	2-6	1	5	6	4	4	6	0	1	0	0	0	-3
2	Carlton Linguard, Jr.	C	31:20	4-13	2-7	0-0	4	4	8	1	0	10	3	0	1	2	0	-3
4	Dre Fuller Jr.	G	25:41	4-11	2-7	2-2	0	3	3	5	3	12	5	1	1	0	0	4
11	Isaiah Wyatt	G	35:48	3-9	3-8	7-8	4	5	9	2	4	16	1	2	0	0	1	-9
22	Christian Tucker	G	38:11	6-10	4-5	7-8	0	4	4	3	6	23	3	4	1	0	0	-10
21	PJ Carter		28:55	4-10	3-6	1-2	0	2	2	2	1	12	2	1	0	0	0	-15
10	Chandler Cuthrell		15:53	0-3	0-1	0-0	0	2	2	3	1	0	0	1	0	2	1	-6
14	Massal Diouf		02:57	1-1	0-0	0-0	0	0	0	0	0	2	0	0	0	0	0	-6
0	Nazar Mahmoud		02:31	1-1	0-0	1-2	0	0	0	2	1	3	0	0	0	0	0	3
Team							1	0	1			0		1				
Totals				25-60	14-34	20-28	10	25	35	22	20	84	14	11	3	4	2	-9

Shooting By Period		
1 st	FG%	13-34 38.2%
	3PT%	9-19 47.4%
	FT%	8-10 80%
2 nd	FG%	12-26 46.2%
	3PT%	5-15 33.3%
	FT%	12-18 66.7%
GM	FG%	25-60 41.7%
	3PT%	14-34 41.2%
	FT%	20-28 71.4%

Dead Ball Rebounds: 5, 0

Technical Fouls::NONE

Little Rock - 93

Record: 5-6

NO.	Name	F/C	Min	FG	3P	FT	Rebounds			Fouls		TP	AS	TO	ST	Blocks		+/-
				M-A	M-A	M-A	OR	DR	TOT	PF	FD					BS	BA	
1	DeAntoni Gordon	F	18:20	3-5	0-0	0-0	0	2	2	1	0	6	0	0	0	0	1	-18
5	Jaylen Crocker-Johnson	F	39:07	5-11	1-4	4-5	2	4	6	3	5	15	0	2	2	0	1	9
3	Bradley Douglas	G	32:21	6-14	2-4	6-7	0	7	7	3	5	20	3	2	0	1	0	9
13	Kristiyan Popov	G	09:23	0-1	0-0	0-0	0	1	1	2	0	0	3	1	1	1	0	-5
24	Jamir Chaplin	G	38:14	7-10	3-5	5-6	2	3	5	2	3	22	2	2	0	0	0	11
11	Cougar Downing		18:46	3-3	1-1	2-2	0	2	2	4	2	9	1	1	0	0	0	8
4	Creed Williamson		22:33	2-4	0-0	0-0	3	4	7	2	2	4	1	0	0	0	1	27
12	Jordan Jefferson		19:30	3-10	2-4	9-10	0	2	2	3	5	17	2	0	1	0	1	6
7	Pavle Kuzmanovic		01:46	0-0	0-0	0-0	0	0	0	0	0	0	0	0	0	0	0	-2
Team							0	3	3			0		2				
Totals				29-58	9-18	26-30	7	28	35	20	22	93	12	10	4	2	4	9

Shooting By Period		
1 st	FG%	13-31 41.9%
	3PT%	4-11 36.4%
	FT%	12-13 92.3%
2 nd	FG%	16-27 59.3%
	3PT%	5-7 71.4%
	FT%	14-17 82.4%
GM	FG%	29-58 50.0%
	3PT%	9-18 50.0%
	FT%	26-30 86.7%

Dead Ball Rebounds: 1, 0

Technical Fouls::NONE

	UTSA	LRT	Points from		Period by Period Scoring				
Biggest lead	14 (1 st 5:21)	14 (2 nd 2:21)	UTSA	LRT	1st	2nd	TOT		
Best Scoring Run	11(1 st 5:21)	13(2 nd 10:18)	13	21	UTSA	43	41	84	
Lead Changes	7		Paint	18	32	LRT	42	51	93
Times Tied	1		Second Chance	8	7				
Time with Lead	24:49	14:08	Fast Breaks	18	15				
			Bench	17	30				



LAST 4 BOX SCORES

Game 11: Oregon State 66, UTSA 65



Official Basketball Box Score - Final
UTSA at Oregon St.
 12/17/23 Gill Coliseum, Corvallis
 2023-24 Men's Basketball

Game Time: 12:00 PM
 Game Duration: 1:50
 Attendance: 2,440

Officials: Deldre Carr, Ryan Holmes, Jason Garretson

UTSA - 65

Record: 5-6

NO.	Name	Min	FG			Rebounds			Fouls		TP	AS	TO	ST	Blocks		+/-
			M-A	3P M-A	FT M-A	OR	DR	TOT	PF	FD					BS	BA	
3	Trey Edmonds	F 17:03	3-6	0-0	1-3	4	2	6	4	3	7	0	2	0	0	2	4
2	Carlton Linguard, Jr.	C 22:00	3-9	3-7	1-3	1	2	3	2	2	10	0	1	0	1	0	-8
4	Dre Fuller Jr.	G 23:25	2-10	1-7	0-0	1	3	4	2	2	5	2	0	1	0	1	-6
11	Isaiah Wyatt	G 27:05	3-6	2-5	0-0	0	3	3	2	0	8	1	1	0	0	0	6
22	Christian Tucker	G 34:06	2-3	1-2	2-2	0	1	1	3	1	7	6	1	0	1	0	-9
14	Massal Diouf	22:10	5-6	0-0	0-1	2	6	8	1	1	10	0	0	0	4	0	-3
1	Jordan Ivy-Curry	25:10	5-11	1-3	0-0	0	5	5	1	2	11	7	4	1	0	1	2
5	Adante' Holiman	13:34	0-1	0-0	0-0	0	0	0	0	1	0	1	0	1	0	0	2
21	PJ Carter	09:12	1-4	0-0	0-0	0	0	0	0	0	2	0	0	1	0	0	0
10	Chandler Cuthrell	06:15	2-4	1-1	0-0	0	2	2	1	0	5	0	1	1	0	1	7
Team						2	1	3			0			1			
Totals			26-60	9-25	4-9	10	25	35	16	12	65	17	11	5	6	5	-1

Shooting By Period		
1 st FG%	14-30	46.7%
3PT%	5-13	38.5%
FT%	0-1	0%
2 nd FG%	12-30	40.0%
3PT%	4-12	33.3%
FT%	4-8	50%
GM FG%	26-60	43.3%
3PT%	9-25	36.0%
FT%	4-9	44.4%

Dead Ball Rebounds: 2, 1

Technical Fouls::NONE

Oregon St. - 66

Record: 7-3

NO.	Name	Min	FG			Rebounds			Fouls		TP	AS	TO	ST	Blocks		+/-
			M-A	3P M-A	FT M-A	OR	DR	TOT	PF	FD					BS	BA	
12	Michael Rataj	F 34:31	2-5	0-2	1-2	0	8	8	3	2	5	4	2	0	0	0	7
34	Tyler Bilodeau	F 31:57	3-12	2-4	2-4	0	3	3	1	5	10	0	0	0	1	0	5
24	KC Ibekwe	C 19:49	5-7	0-0	1-1	3	0	3	3	2	11	1	3	0	0	2	-4
0	Jordan Pope	G 35:06	7-14	3-4	2-2	0	2	2	0	2	19	4	0	0	0	1	6
1	Christian Wright	G 20:33	1-6	0-2	0-0	0	6	6	1	0	2	0	0	1	0	0	-2
4	Dexter Akanno	26:42	6-10	2-3	1-1	0	3	3	1	3	15	1	1	0	2	2	7
15	Chol Marial	13:34	0-0	0-0	0-0	0	0	0	1	1	0	1	1	0	2	0	-1
11	DaJohn Craig	02:51	0-2	0-0	0-0	0	1	1	0	0	0	0	1	0	0	1	-4
2	Josiah Lake II	14:57	2-2	0-0	0-0	0	2	2	2	1	4	4	0	2	0	0	-9
Team						4	2	6			0			1			
Totals			26-58	7-15	7-10	7	27	34	12	16	66	15	9	3	5	6	1

Shooting By Period		
1 st FG%	11-28	39.3%
3PT%	2-6	33.3%
FT%	3-5	60%
2 nd FG%	15-30	50.0%
3PT%	5-9	55.6%
FT%	4-5	80%
GM FG%	26-58	44.8%
3PT%	7-15	46.7%
FT%	7-10	70.0%

Dead Ball Rebounds: 2, 0

Technical Fouls::NONE

	UTS	OSU
Biggest lead	9 (1 st 5:33)	3 (2 nd 13:06)
Best Scoring Run	6 (1 st 5:33)	5 (1 st 0:34)
Lead Changes	13	
Times Tied	7	
Time with Lead	28:40	07:37

	UTS	OSU
Points from		
Turnovers	6	9
Paint	34	32
Second Chance	12	6
Fast Breaks	11	9
Bench	28	19

	Period by Period Scoring		
	1st	2nd	TOT
UTS	33	32	65
OSU	27	39	66



LAST 4 BOX SCORES

Game 12: Army West Point 63, UTSA 53



Official Basketball Box Score - Final
Army West Point at UTSA
 12/21/23 Convocation Center, San Antonio, Texas
 2023-24 Men's Basketball

Game Time: 7:00 PM
 Game Duration: 1:48
 Attendance: 1,193

Officials: Stephen Anderson, Owen Shortt, Jeb Hartness

Army West Point - 63

Record: 3-9

NO.	Name	Min	FG			Rebounds			Fouls		TP	AS	TO	ST	Blocks		+/-
			M-A	M-A	M-A	OR	DR	TOT	PF	FD					BS	BA	
4	Josh Scovens	F 31:38	8-16	2-5	7-8	1	4	5	1	4	25	0	2	0	1	3	6
54	Abe Johnson	F 31:17	4-7	0-0	2-3	3	7	10	1	3	10	1	1	1	4	0	8
2	Ryan Curry	G 32:18	5-11	2-4	2-4	0	1	1	3	4	14	4	2	2	0	0	10
13	Kendall Hailey	G 25:24	0-2	0-1	0-0	1	3	4	1	0	0	3	0	1	0	0	4
35	TJ Small	G 17:01	2-7	1-6	1-1	0	2	2	5	2	6	0	0	0	0	0	-4
55	AJ Allenspach	08:22	2-2	0-0	0-0	2	5	7	0	0	4	0	1	2	0	0	4
23	Dylan Blair	07:26	0-3	0-2	0-0	0	0	0	1	0	0	1	0	0	0	0	0
24	Jared Cross	14:13	0-2	0-2	0-0	0	2	2	0	0	0	2	0	0	0	0	4
31	Blake Barker	22:59	0-5	0-3	0-0	1	2	3	0	0	0	2	0	1	0	2	14
34	Charlie Peterson	08:26	2-3	0-1	0-1	0	2	2	1	1	4	0	0	0	0	0	2
0	Isaiah Caldwell	00:56	0-0	0-0	0-0	0	0	0	0	0	0	0	0	0	0	0	2
Team						1	2	3			0		2				
Totals			23-58	5-24	12-17	9	30	39	13	14	63	13	8	7	5	5	10

Shooting By Period		
1 st FG%	12-27	44.4%
3PT%	5-16	31.3%
FT%	6-8	75%
2 nd FG%	11-31	35.5%
3PT%	0-8	0.0%
FT%	6-9	66.7%
GM FG%	23-58	39.7%
3PT%	5-24	20.8%
FT%	12-17	70.6%

Dead Ball Rebounds: 4, 2

Technical Fouls: NONE

UTSA - 53

Record: 5-7

NO.	Name	Min	FG			Rebounds			Fouls		TP	AS	TO	ST	Blocks		+/-
			M-A	M-A	M-A	OR	DR	TOT	PF	FD					BS	BA	
3	Trey Edmonds	F 26:36	4-6	0-0	2-5	5	5	10	1	4	10	0	1	1	0	1	-6
4	Dre Fuller Jr.	G 12:49	2-6	1-3	0-0	0	1	1	2	0	5	0	2	0	0	1	-10
5	Adante Holiman	G 30:06	2-7	2-7	0-0	0	4	4	1	1	6	3	1	0	0	0	-7
11	Isaiah Wyatt	G 22:26	3-9	2-6	2-2	2	2	4	1	1	10	0	0	0	0	0	3
22	Christian Tucker	G 33:04	3-10	0-4	4-5	0	6	6	3	5	10	3	1	1	0	1	-9
1	Jordan Ivy-Curry	21:14	1-7	0-1	0-0	1	2	3	1	0	2	1	2	0	0	2	-9
2	Carlton Linguard, Jr.	25:54	3-10	0-6	0-0	3	1	4	1	0	6	1	1	0	5	0	-3
21	PJ Carter	13:52	0-4	0-2	0-0	0	2	2	1	0	0	1	2	1	0	0	-12
14	Massal Diouf	11:25	1-1	0-0	1-2	2	3	5	3	1	3	1	0	0	0	0	0
10	Chandler Cuthrell	02:34	0-1	0-1	1-2	0	1	1	0	1	1	0	0	1	0	0	3
Team						0	0	0			0		0				
Totals			19-61	5-30	10-16	13	27	40	14	13	53	10	10	4	5	5	-10

Shooting By Period		
1 st FG%	12-32	37.5%
3PT%	3-13	23.1%
FT%	3-5	60%
2 nd FG%	7-29	24.1%
3PT%	2-17	11.8%
FT%	7-11	63.6%
GM FG%	19-61	31.1%
3PT%	5-30	16.7%
FT%	10-16	62.5%

Dead Ball Rebounds: 3, 0

Technical Fouls: NONE

	ARMY	UTSA
Biggest lead	15 (2 nd 12:05)	6 (1 st 11:10)
Best Scoring Run	9 (1 st 7:48)	8 (1 st 15:31)
Lead Changes	8	
Times Tied	5	
Time with Lead	29:24	06:05

Points from	ARMY	UTSA
Turnovers	8	6
Paint	36	28
Second Chance	10	18
Fast Breaks	8	5
Bench	8	12

	Period by Period Scoring		
	1st	2nd	TOT
ARMY	35	28	63
UTSA	30	23	53





(SEASON/CAREER)

0 • NAZAR MAHMOUD

6-5 • 180 • Freshman - HS • Guard
Leander, Texas (Spring Creek Academy)

SEASON/CAREER HIGHS

POINTS	6 at Minnesota (11/6/23)
REBOUNDS	2 (2x) at Minnesota (11/6/23), vs UAFS (12/10/23)
ASSISTS	2 vs UAFS (12/10/23)
STEALS	None
BLOCKS	None
FG MADE	2 at Minnesota (11/6/23)
FG ATT.	8 vs UAFS (12/10/23)
3FG MADE	2 at Minnesota (11/6/23)
3FG ATT.	8 vs UAFS (12/10/23)
FT MADE	1 vs. Jacksonville state (11/24/23)
FT ATT.	2 vs. Jacksonville state (11/24/23)

DOUBLE-DIGIT SCORING	(-/-)
DOUBLE-DIGIT REBOUNDS	(-/-)
DOUBLE-DOUBLES	(-/-)

MAHMOUD'S CAREER STATS

SEASON	TEAM	GP-GS	MIN/AVG	Field Goals		3-Point		F-Throws		Rebounds				Scoring						
				FG-FGA	FG%	3FG-3FGA	3FG%	FT-FTA	FT%	OFF	DEF	TOT	AVG	PF-FO	A	TO	BLK	STL	PTS	AVG
2023-24	UTSA	8-0	50/6.3	6-18	.333	3-12	.250	2-4	.500	2	4	6	0.8	9-0	3	3	0	0	17	2.1
TOTAL		8-0	50/6.3	6-18	.333	3-12	.250	2-4	.500	2	4	6	0.8	9-0	3	3	0	0	17	2.1



(SEASON/CAREER)

1 • JORDAN IVY-CURRY

6-3 • 175 • Junior - 2L/TR • Guard
La Marque, Texas (La Marque HS /UTSA [20-22]/Pacific [22-23])

SEASON HIGHS

POINTS	11 at Oregon State (12/17/23)
REBOUNDS	5 at Oregon State (12/17/23)
ASSISTS	7 at Oregon State (12/17/23)
STEALS	1 at Oregon State (12/17/23)
BLOCKS	-
FG MADE	5 at Oregon State (12/17/23)
FG ATT.	11 at Oregon State (12/17/23)
3FG MADE	1 at Oregon State (12/17/23)
3FG ATT.	3 at Oregon State (12/17/23)
FT MADE	-
FT ATT.	-

CAREER HIGHS

POINTS	27 vs. Denver (11/16/21)
REBOUNDS	11 at BYU (2/4/23)
ASSISTS	9 at Rice (2/3/22)
STEALS	4 vs. Southwestern Adventist (3/4/21)
BLOCKS	1 six times
FG MADE	10 vs. Denver (11/16/21)
FG ATT.	24 vs. Fla. Atlantic (1/29/22)
3FG MADE	5 (3x), last vs. San Diego (2/11/23)
3FG ATT.	11 vs. FIU (1/27/22)
FT MADE	7 vs. Gonzaga (1/21/23)
FT ATT.	7 (4x) last 7 vs. Gonzaga (1/21/23)

DOUBLE-DIGIT SCORING	(1/42)
DOUBLE-DIGIT REBOUNDS	(-/1)
DOUBLE-DOUBLES	(-/1)

IVY-CURRY'S CAREER STATS

SEASON	TEAM	GP-GS	MIN/AVG	Field Goals		3-Point		F-Throws		Rebounds				Scoring						
				FG-FGA	FG%	3FG-3FGA	3FG%	FT-FTA	FT%	OFF	DEF	TOT	AVG	PF-FO	A	TO	BLK	STL	PTS	AVG
2020-21	UTSA	26-11	518/19.9	67-167	.401	24-64	.375	28-41	.683	38	34	72	2.8	44-1	40	21	3	19	186	7.2
2021-22	UTSA	21-19	581/27.6	101-291	.347	45-133	.338	45-56	.804	13	36	49	2.3	25-0	48	51	3	19	292	13.9
2022-23	UOP	33-7	661/20.0	114-270	.422	42-123	.341	70-81	.864	17	69	86	2.6	67-0	50	41	0	17	340	10.3
2023-24	UTSA	2-0	46/23.2	6-18	.333	1-4	.250	0-0	.000	1	7	8	4.0	2-0	8	6	0	1	13	6.5
TOTAL FOR UTSA		49-30	1145/23.4	174-476	.366	70-201	.348	73-97	.753	52	77	129	2.6	71-1	96	78	6	39	491	10.0
TOTAL		82-37	1805/22.0	288-746	.386	112-324	.346	143-178	.803	69	146	215	2.6	138-1	146	119	6	56	831	10.1





2 • CARLTON LINGUARD JR.

7-0 • 225 • Redshirt Senior - TR • Center
San Antonio, Texas (Stevens HS/Temple CC/Kansas State)

SEASON HIGHS	
POINTS	21 vs UAFS (12/10/23)
REBOUNDS	10 (2x) vs Western Ill. (11/6/23), vs UIW (11/25/23)
ASSISTS	3 at Little Rock (12/13/23)
STEALS	2 at Houston Christian (11/20/23)
BLOCKS	5 vs Army West Point (12/21/23)
FG MADE	8 vs UAFS (12/10/23)
FG ATT.	13 (2x) vs UAFS (12/10/23), at Little Rock (12/13/23)
3FG MADE	5 vs UAFS (12/10/23)
3FG ATT.	7 (3x) last at Oregon State (12/17/23)
FT MADE	9 vs UIW (11/25/23)
FT ATT.	12 vs UIW (11/25/23)

CAREER HIGHS	
POINTS	21 vs UAFS (12/10/23)
REBOUNDS	10 (2x) vs Western Ill. (11/6/23), vs UIW (11/25/23)
ASSISTS	3 at Little Rock (12/13/23)
STEALS	2 at Houston Christian (11/20/23)
BLOCKS	5 vs Army West Point (12/21/23)
FG MADE	8 vs UAFS (12/10/23)
FG ATT.	13 (2x) vs UAFS (12/10/23), at Little Rock (12/13/23)
3FG MADE	5 vs UAFS (12/10/23)
3FG ATT.	7 (3x) last at Oregon State (12/17/23)
FT MADE	9 vs UIW (11/25/23)
FT ATT.	12 vs UIW (11/25/23)

(SEASON/CAREER)	
DOUBLE-DIGIT SCORING	(8/9)
DOUBLE-DIGIT REBOUNDS	(2/2)
DOUBLE-DOUBLES	(2/2)

LINGUARD'S CAREER STATS

SEASON	TEAM	GP-GS	MIN/AVG	Field Goals		3-Point		F-Throws		Rebounds				Scoring						
				FG-FGA	FG%	3FG-3FGA	3FG%	FT-FTA	FT%	OFF	DEF	TOT	AVG	PF-FO	A	TO	BLK	STL	PTS	AVG
2020-21	KState	17-0	113/6.6	16-35	.457	4-11	.364	2-4	.500	7	15	22	1.3	12-0	3	5	2	2	38	2.2
2021-22	KState	15-2	122/8.1	7-19	.368	0-4	.000	6-11	.545	10	9	19	1.3	14-0	0	3	6	2	20	1.3
2023-24	UTSA	12-7	285/23.8	42-101	.416	17-48	.354	16-22	.727	32	42	74	6.2	28-2	10	9	24	4	117	9.8
TOTAL FOR UTSA		12-7	285/23.8	42-101	.416	17-48	.354	16-22	.727	32	42	74	6.2	28-2	10	9	24	4	117	9.8
TOTAL		44-9	520/11.8	65-155	.419	21-63	.333	24-37	.649	49	66	115	2.6	54-2	13	17	32	8	175	4.0



3 • TREY EDMONDS

6-10 • 255 • Junior - TR • Forward/Center
Aurora, Colo. (George Washington HS/Utah Tech)

SEASON HIGHS	
POINTS	15 vs Western Ill. 11/6/23
REBOUNDS	12 at Lamar (11/14/23)
ASSISTS	4 at Lamar (11/14/23)
STEALS	1 (3x) last vs Army West Point (12/21/23)
BLOCKS	2 (2x) last at Minnesota (11/10/23)
FG MADE	5 (4x) last at Lamar (11/14/23)
FG ATT.	11 at Minnesota (11/10/23)
FT MADE	5 vs Western Ill. (11/6/23)
FT ATT.	7 vs Western Ill. (11/6/23)

CAREER HIGHS	
POINTS	15 vs Western Ill. 11/6/23
REBOUNDS	12 at Lamar (11/14/23)
ASSISTS	4 at Lamar (11/14/23)
STEALS	3 at Seattle U (2/8/23)
BLOCKS	2 (7x) last at Minnesota (11/10/23)
FG MADE	5 (4x) last at Lamar (11/14/23)
FG ATT.	11 at Minnesota (11/10/23)
FT MADE	5 vs Western Ill. (11/6/23)
FT ATT.	8 at Arizona (11/17/22)

(SEASON/CAREER)	
DOUBLE-DIGIT SCORING	(4/6)
DOUBLE-DIGIT REBOUNDS	(2/2)
DOUBLE-DOUBLES	(2/2)

EDMONDS' CAREER STATS

SEASON	TEAM	GP-GS	MIN/AVG	Field Goals		3-Point		F-Throws		Rebounds				Scoring						
				FG-FGA	FG%	3FG-3FGA	3FG%	FT-FTA	FT%	OFF	DEF	TOT	AVG	PF-FO	A	TO	BLK	STL	PTS	AVG
2021-22	UTTECH	20-0	139/7.0	17-37	.459	0-0	.000	2-16	.125	21	26	47	2.4	22-0	3	12	10	4	36	1.8
2022-23	UTTECH	33-1	302/9.1	34-72	.472	0-0	.000	28-56	.500	28	49	77	2.3	56-1	6	27	11	6	96	2.9
2023-24	UTSA	12-12	257/21.4	37-65	.569	0-0	.000	20-46	.435	32	48	80	6.7	35-2	6	15	4	6	94	7.8
TOTAL FOR UTSA		12-12	257/21.4	37-65	.569	0-0	.000	20-46	.435	32	48	80	6.7	35-2	6	15	4	6	94	7.8
TOTAL		65-13	698/10.7	88-174	.506	0-0	.000	50-118	.424	81	123	204	3.1	113-3	15	54	25	16	226	3.5





(SEASON/CAREER)

4 • DRE FULLER JR.

6-6 • 220 • Graduate Student - TR • Guard
Fayetteville, N.C. (Admiral Farragut Academy [Fla.]/UCF)

SEASON HIGHS	
POINTS	24 at Houston Christian (11/20/23)
REBOUNDS	11 vs UIW (11/25/23)
ASSISTS	5 at Little Rock (12/13/23)
STEALS	1 (7x) last at Oregon State (12/17/23)
BLOCKS	2 (2x) last vs Jacksonville State (11/24/23)
FG MADE	8 at Houston Christian (11/20/23)
FG ATT.	15 at Houston Christian (11/20/23)
3FG MADE	3 (2x) at Texas State (11/17/23), at HCU (11/20/23)
3FG ATT.	7 (4x) last at Oregon State (12/17/23)
FT MADE	5 (2x) at HCU (11/20/23), vs Lamar (11/30/23)
FT ATT.	6 vs Lamar (11/30/23)

CAREER HIGHS	
POINTS	24 at Houston Christian (11/20/23)
REBOUNDS	11 (2x) vs Memphis (3/12/21), vs UIW (11/25/23)
ASSISTS	5 (3x) last at Little Rock (12/13/23)
STEALS	5 vs Penn (11/28/19)
BLOCKS	4 vs Tulsa (2/9/20)
FG MADE	8 at Houston Christian (11/20/23)
FG ATT.	15 (2x) at Oklahoma (12/21/19), at HCU (11/20/23)
3FG MADE	4 vs Memphis (3/11/22)
3FG ATT.	7 (3x) last at Little Rock (12/13/23)
FT MADE	6 (3x) last at Miami (FL) (11/13/21)
FT ATT.	9 vs Houston (12/26/20)

FULLER'S CAREER STATS

SEASON	TEAM	GP-GS	MIN/AVG	Field Goals		3-Point		F-Throws		Rebounds				Scoring						
				FG-FGA	FG%	3FG-3FGA	3FG%	FT-FTA	FT%	OFF	DEF	TOT	AVG	PF-FO	A	TO	BLK	STL	PTS	AVG
2019-20	UCF	20-13	380/19.0	50-119	.420	10-40	.250	15-23	.652	23	39	62	3.1	33-1	29	26	11	18	125	6.3
2020-21	UCF	23-14	634/27.6	55-133	.414	8-37	.216	42-61	.689	19	89	108	4.7	44-0	57	54	7	24	160	7.0
2021-22	UCF	24-0	292/12.2	36-82	.439	9-25	.360	14-19	.737	15	41	56	2.3	26-0	14	16	3	13	95	4.0
2023-24	UTSA	12-12	311/25.9	43-124	.347	18-66	.273	18-23	.783	13	63	76	6.3	27-1	19	20	5	7	122	10.2
TOTAL FOR UTSA		12-12	311/25.9	43-124	.347	18-66	.273	18-23	.783	13	63	76	6.3	27-1	19	20	5	7	122	10.2
TOTAL		79-39	1617/20.5	184-458	.402	45-168	.268	89-126	.706	70	232	302	3.8	130-2	119	116	26	62	502	6.4



(SEASON/CAREER)

5 • ADANTE' HOLIMAN

6-0 • 175 • Sophomore - TR • Point Guard
McAlester, Okla. (McAlester HS/UT Rio Grande Valley)

SEASON HIGHS	
POINTS	22 at Lamar (11/14/23)
REBOUNDS	6 vs UIW (11/25/23)
ASSISTS	4 (3x) last vs Lamar (11/30/23)
STEALS	3 at Houston Christian (11/20/23)
BLOCKS	1 (3x) last at Houston Christian (11/20/23)
FG MADE	7 (2x) at Lamar (11/14/23), vs UIW (11/25/23)
FG ATT.	16 at Lamar (11/14/23)
3FG MADE	5 vs UIW (11/25/23)
3FG ATT.	12 vs UIW (11/25/23)
FT MADE	4 (2x) at Lamar (11/14/23), Texas State (11/17/23)
FT ATT.	5 (2x) at Lamar (11/14/23), at HCU (11/20/23)

CAREER HIGHS	
POINTS	22 at Lamar (11/14/23)
REBOUNDS	6 vs UIW (11/25/23)
ASSISTS	9 vs Southwestern Assemblies (2/20/23)
STEALS	3 (3x) last at Houston Christian (11/20/23)
BLOCKS	1 (5x) last at Houston Christian (11/20/23)
FG MADE	7 (2x) at Lamar (11/14/23), vs UIW (11/25/23)
FG ATT.	16 at Lamar (11/14/23)
3FG MADE	5 (2x) vs Sam Houston (2/1/23), vs UIW (11/25/23)
3FG ATT.	12 vs UIW (11/25/23)
FT MADE	6 at Kansas State (11/7/22)
FT ATT.	10 at Kansas State (11/7/22)

HOLIMAN'S CAREER STATS

SEASON	TEAM	GP-GS	MIN/AVG	Field Goals		3-Point		F-Throws		Rebounds				Scoring						
				FG-FGA	FG%	3FG-3FGA	3FG%	FT-FTA	FT%	OFF	DEF	TOT	AVG	PF-FO	A	TO	BLK	STL	PTS	AVG
2022-23	UTRGV	24-11	500/20.9	55-123	.447	27-62	.435	42-59	.712	7	21	28	1.2	71-2	73	55	3	12	179	7.5
2023-24	UTSA	10-9	259/25.9	32-90	.356	18-57	.316	17-23	.739	1	22	23	2.3	23-0	24	12	2	8	99	9.9
TOTAL FOR UTSA		10-9	259/25.9	32-90	.356	18-57	.316	17-23	.739	1	22	23	2.3	23-0	24	12	2	8	99	9.9
TOTAL		34-20	759/22.3	87-213	.408	45-119	.378	59-82	.720	8	43	51	1.5	94-2	97	67	5	20	278	8.2





10 • CHANDLER CUTHRELL

6-8 • 220 • Junior - TR • Forward
 Baltimore, Md. (Baltimore City College (HS)/Odessa College)

SEASON/CAREER HIGHS

POINTS	10 at Houston Christian (11/20/23)
REBOUNDS	10 at Texas State (11/17/23)
ASSISTS	1 (4x) last vs UAFS (12/10/23)
STEALS	1 (5x) last vs Army West Point (12/21/23)
BLOCKS	2 (3x) last at Little Rock (12/13/23)
FG MADE	5 at Houston Christian (11/20/23)
FG ATT.	9 (2x) at Texas State (11/17/23), vs UAFS (12/10/23)
3FG MADE	1 (3x) last at Oregon State (12/17/23)
3FG ATT.	3 (4x) last vs UAFS (12/10/23)
FT MADE	4 at Texas State (11/17/23)
FT ATT.	5 (2x) at Texas State (11/17/23), vs UIW (11/25/23)

(SEASON/CAREER)	
DOUBLE-DIGIT SCORING	(1/1)
DOUBLE-DIGIT REBOUNDS	(1/1)
DOUBLE-DOUBLES	(-/-)

CUTHRELL'S CAREER STATS

SEASON	TEAM	GP-GS	MIN/AVG	Field Goals		3-Point		F-Throws		Rebounds				Scoring						
				FG-FGA	FG%	3FG-3FGA	3FG%	FT-FTA	FT%	OFF	DEF	TOT	AVG	PF-FO	A	TO	BLK	STL	PTS	AVG
2023-24	UTSA	12-0	168/14.0	15-49	.306	3-13	.231	12-19	.632	18	30	48	4.0	15-0	4	12	7	5	45	3.8
TOTAL		12-0	168/14.0	15-49	.306	3-13	.231	12-19	.632	18	30	48	4.0	15-0	4	12	7	5	45	3.8



11 • ISAIAH WYATT

6-4 • 220 • Redshirt Junior - TR • Guard/Forward
 Toledo, Ohio (N. Crowley HS/Chadron State)

SEASON HIGHS

POINTS	27 vs. Lamar (11/30/23)
REBOUNDS	9 at Little Rock (12/13/23)
ASSISTS	3 (2x) vs UIW (11/25/23), vs Lamar (11/30/23)
STEALS	3 vs UIW (11/25/23)
BLOCKS	2 vs Western Ill. (11/6/23)
FG MADE	8 vs Lamar (11/30/23)
FG ATT.	16 vs Lamar (11/30/23)
3FG MADE	7 vs Lamar (11/30/23)
3FG ATT.	12 vs Lamar (11/30/23)
FT MADE	7 at Little Rock (12/13/23)
FT ATT.	8 at Little Rock (12/13/23)

CAREER HIGHS

POINTS	27 vs Lamar (11/30/23)
REBOUNDS	14 at Westminster (UT) (1/7/23)
ASSISTS	4 (4x) last at Colorado-Mines (2/18/23)
STEALS	3 (3x) last vs UIW (11/25/23)
BLOCKS	2 (2x) last vs Western Ill. (11/6/23)
FG MADE	8 (2x) vs Ecclesia (11/26/22), vs Lamar (11/30/23)
FG ATT.	17 at Western Colo. (12/9/22)
3FG MADE	7 (2x) vs Ecclesia (11/26/22), vs Lamar (11/30/23)
3FG ATT.	12 vs Lamar (11/30/23)
FT MADE	8 vs Fort Lewis (11/13/23)
FT ATT.	8 vs Fort Lewis (11/13/23)

(SEASON/CAREER)	
DOUBLE-DIGIT SCORING	(6/31)
DOUBLE-DIGIT REBOUNDS	(0/4)
DOUBLE-DOUBLES	(0/4)

WYATT'S CAREER STATS

SEASON	TEAM	GP-GS	MIN/AVG	Field Goals		3-Point		F-Throws		Rebounds				Scoring						
				FG-FGA	FG%	3FG-3FGA	3FG%	FT-FTA	FT%	OFF	DEF	TOT	AVG	PF-FO	A	TO	BLK	STL	PTS	AVG
2022-23	Chad	29-29	942/32.5	151-334	.452	82-174	.471	58-75	.773	25	128	153	5.3	30-0	48	31	10	26	442	15.2
2023-24	UTSA	12-8	297/24.8	39-92	.424	28-69	.406	20-26	.769	16	38	54	4.5	15-0	15	15	4	9	126	10.5
TOTAL FOR UTSA		12-8	297/24.8	39-92	.424	28-69	.406	20-26	.769	16	38	54	4.5	15-0	15	15	4	9	126	10.5
TOTAL		41-37	1239/30.2	190-426	.446	110-243	.453	78-101	.772	41	166	207	5.0	45-0	63	46	14	35	568	13.9





12 • JOSH REID

6-7 • 220 • Junior - TR • Forward
 Havelock, N.C. (Village Christian Academy / Gulf Coast College)

SEASON/CAREER HIGHS

POINTS	-
REBOUNDS	-
ASSISTS	-
STEALS	-
BLOCKS	-
FG MADE	-
FG ATT.	-
3FG MADE	-
3FG ATT.	-
FT MADE	-
FT ATT.	-

(SEASON/CAREER)	
DOUBLE-DIGIT SCORING	(-/-)
DOUBLE-DIGIT REBOUNDS	(-/-)
DOUBLE-DOUBLES	(-/-)

REID'S CAREER STATS

SEASON	TEAM	GP-GS	MIN/AVG	Field Goals		3-Point		F-Throws		Rebounds				Scoring		
				FG-FGA	FG%	3FG-3FGA	3FG%	FT-FTA	FT%	OFF	DEF	TOT	AVG	PF-FO	A	TO

NO APPEARANCES YET THIS SEASON



14 • MASSAL DIOUF

6-9 • 240 • Sophomore - 1L • Forward
 Gouda, Netherlands (Western Canada Prep Academy)

SEASON HIGHS

POINTS	10 at Oregon State (12/17/23)
REBOUNDS	8 at Oregon State (12/17/23)
ASSISTS	1 (2x) at Lamar (11/14/23), vs Army (12/21/23)
STEALS	1 at Texas St. (11/17/23)
BLOCKS	4 at Oregon State (12/17/23)
FG MADE	5 at Oregon State (12/17/23)
FG ATT.	6 at Oregon State (12/17/23)
FT MADE	1 (4x) last vs Army West Point (12/21/23)
FT ATT.	3 vs UAFS (12/10/23)

CAREER HIGHS

POINTS	10 at Oregon State (12/17/23)
REBOUNDS	8 at Oregon State (12/17/23)
ASSISTS	1 (2x) vs Middle Tenn. (1/5/23), at Lamar (11/14/23)
STEALS	1 (4x) last at Texas St. (11/17/23)
BLOCKS	4 at Oregon State (12/17/23)
FG MADE	5 at Oregon State (12/17/23)
FG ATT.	6 at Oregon State (12/17/23)
FT MADE	4 at Western Ky. (2/2/23)
FT ATT.	6 at Western Ky. (2/2/23)

(SEASON/CAREER)	
DOUBLE-DIGIT SCORING	(1/1)
DOUBLE-DIGIT REBOUNDS	(-/-)
DOUBLE-DOUBLES	(-/-)

DIOUF'S CAREER STATS

SEASON	TEAM	GP-GS	MIN/AVG	Field Goals		3-Point		F-Throws		Rebounds				Scoring						
				FG-FGA	FG%	3FG-3FGA	3FG%	FT-FTA	FT%	OFF	DEF	TOT	AVG	PF-FO	A	TO	BLK	STL	PTS	AVG
2022-23	UTSA	27-21	291/10.8	17-40	.425	0-0	.000	19-28	.679	29	44	73	2.7	54-3	1	18	6	3	53	2.0
2023-24	UTSA	12-0	109/9.1	13-20	.650	0-0	.000	4-12	.333	8	19	27	2.3	26-1	2	4	8	1	30	2.5
TOTAL		39-21	401/10.3	30-60	.500	0-0	.000	23-40	.575	37	63	100	2.6	80-4	3	22	14	4	83	2.1





20 • JUAN REYNA

6-3 • 185 • Junior - TR • Guard

San Antonio, Texas (Duncanville HS/Alabama State/Campbell)

SEASON/CAREER HIGHS

POINTS	-
REBOUNDS	-
ASSISTS	-
STEALS	-
BLOCKS	-
FG MADE	-
FG ATT.	-
3FG MADE	-
3FG ATT.	-
FT MADE	-
FT ATT.	-

(SEASON/CAREER)	
DOUBLE-DIGIT SCORING	(-/-)
DOUBLE-DIGIT REBOUNDS	(-/-)
DOUBLE-DOUBLES	(-/-)

REYNA'S CAREER STATS

SEASON	TEAM	GP-GS	MIN/AVG	Field Goals		3-Point		F-Throws		Rebounds				Scoring								
				FG-FGA	FG%	3FG-3FGA	3FG%	FT-FTA	FT%	OFF	DEF	TOT	AVG	PF-FO	A	TO	BLK	STL	PTS	AVG		
2021-22	ALST	27-10	586/21.7	74-174	.425	44-109	.404	43-49	.878	10	33	43	1.6	47-0	27	45	1	10	235	8.7		
2022-23	Campb	30-2	479/16.0	53-137	.387	22-73	.301	30-40	.750	6	27	33	1.1	40-0	27	23	1	17	158	5.3		
TOTAL FOR UTSA		0-0	0/0.0	0-0	.000	0-0	.000	0-0	.000	0	0	0	0.0	0-0	0	0	0	0	0	0	0	0
TOTAL		57-12	1065/18.7	127-311	.408	66-182	.363	73-89	.820	16	60	76	1.3	87-0	54	68	2	27	393	6.9		

NO APPEARANCES YET THIS SEASON



21 • PJ CARTER

6-5 • 175 • Junior - TR • Guard

Atlanta, Ga. (Langston Hughes HS/Campbell/Georgia Highlands)

SEASON HIGHS

POINTS	17 vs UIW (11/25/23)
REBOUNDS	5 vs UAFS (12/10/23)
ASSISTS	5 vs UAFS (12/10/23)
STEALS	2 vs UAFS (12/10/23)
BLOCKS	1 (2x) vs Jax State (11/24/23), vs UAFS (12/10/23)
FG MADE	7 vs UIW (11/25/23)
FG ATT.	14 vs UIW (11/25/23)
3FG MADE	3 at Little Rock (12/13/23)
3FG ATT.	6 at Little Rock (12/13/23)
FT MADE	3 (2x) at Minnesota (11/10/23), at Lamar (11/14/23)
FT ATT.	4 at Minnesota (11/10/23)

CAREER HIGHS

POINTS	17 vs UIW (11/25/23)
REBOUNDS	5 vs UAFS (12/10/23)
ASSISTS	5 vs UAFS (12/10/23)
STEALS	2 vs UAFS (12/10/23)
BLOCKS	1 (3x) last vs UAFS (12/10/23)
FG MADE	7 vs UIW (11/25/23)
FG ATT.	14 vs UIW (11/25/23)
3FG MADE	3 at Little Rock (12/13/23)
3FG ATT.	6 at Little Rock (12/13/23)
FT MADE	3 (2x) at Minnesota (11/10/23), at Lamar (11/14/23)
FT ATT.	4 at Minnesota (11/10/23)

(SEASON/CAREER)	
DOUBLE-DIGIT SCORING	(5/5)
DOUBLE-DIGIT REBOUNDS	(-/-)
DOUBLE-DOUBLES	(-/-)

CARTER'S CAREER STATS

SEASON	TEAM	GP-GS	MIN/AVG	Field Goals		3-Point		F-Throws		Rebounds				Scoring						
				FG-FGA	FG%	3FG-3FGA	3FG%	FT-FTA	FT%	OFF	DEF	TOT	AVG	PF-FO	A	TO	BLK	STL	PTS	AVG
2020-21	Campb	12-0	49/4.1	6-15	.400	2-7	.286	3-4	.750	1	5	6	0.5	7-0	4	4	0	1	17	1.4
2021-22	Campb	4-0	19/4.7	3-5	.600	0-2	.000	0-2	.000	1	2	3	0.8	0-0	0	0	1	1	6	1.5
2023-24	UTSA	12-0	257/21.4	39-95	.411	13-37	.351	9-15	.600	4	16	20	1.7	13-0	12	11	2	7	100	8.3
TOTAL FOR UTSA		12-0	257/21.4	39-95	.411	13-37	.351	9-15	.600	4	16	20	1.7	13-0	12	11	2	7	100	8.3
TOTAL		28-0	325/11.6	48-115	.417	15-46	.326	12-21	.571	6	23	29	1.0	20-0	16	15	3	9	123	4.4





(SEASON/CAREER)

22 • CHRISTIAN TUCKER

6-3 • 178 • Junior - 2L • Guard
Chandler, Ariz. (Gilbert Perry HS)

SEASON HIGHS

POINTS	23 at Little Rock (12/13/23)
REBOUNDS	5 at Houston Christian (11/20/23)
ASSISTS	11 vs Lamar (11/30/23)
STEALS	3 (2x) at Minnesota (11/10/23), vs UAFS (12/10/23)
BLOCKS	1 (2x) at Texas St. (11/17/23), at Oregon St. (12/17/23)
FG MADE	6 (2x) vs Jax St. (11/24/23), at Little Rock (12/13/23)
FG ATT.	12 at Texas St. (11/17/23)
3FG MADE	4 (2x) vs UAFS (12/10/23), at Little Rock (12/13/23)
3FG ATT.	7 vs UAFS (12/10/23)
FT MADE	12 vs Western Ill. (11/6/23)
FT ATT.	15 vs Western Ill. (11/6/23)

CAREER HIGHS

POINTS	23 at Little Rock (12/13/23)
REBOUNDS	9 vs Dallas Christian (1/3/22)
ASSISTS	11 vs Lamar (11/30/23)
STEALS	4 at FIU (2/25/23)
BLOCKS	2 vs Lamar (11/24/21)
FG MADE	6 (2x) vs Jax St. (11/24/23), at Little Rock (12/13/23)
FG ATT.	14 at Charlotte (1/15/22)
3FG MADE	4 (2x) vs UAFS (12/10/23), at Little Rock (12/13/23)
3FG ATT.	7 (2x) at Charlotte (1/15/22), vs UAFS (12/10/23)
FT MADE	12 vs Western Ill. (11/6/23)
FT ATT.	15 vs Western Ill. (11/6/23)

DOUBLE-DIGIT SCORING	(9/16)
DOUBLE-DIGIT REBOUNDS	(-/-)
DOUBLE-DOUBLES	(1/1)
5+ ASSISTS	(7/10)

TUCKER'S CAREER STATS

SEASON	TEAM	GP-GS	MIN/AVG	Field Goals		3-Point		F-Throws		Rebounds				Scoring						
				FG-FGA	FG%	3FG-3FGA	3FG%	FT-FTA	FT%	OFF	DEF	TOT	AVG	PF-FO	A	TO	BLK	STL	PTS	AVG
2021-22	UTSA	26-6	383/14.7	24-81	.296	5-30	.167	33-43	.767	4	39	43	1.7	31-0	29	29	7	11	86	3.3
2022-23	UTSA	30-6	451/15.0	41-85	.482	9-26	.346	52-67	.776	9	37	46	1.5	40-1	41	32	7	14	143	4.8
2023-24	UTSA	12-12	385/32.1	42-99	.424	14-38	.368	59-68	.868	7	31	38	3.2	35-0	66	25	2	13	157	13.1
TOTAL		68-24	1218/17.9	107-265	.404	28-94	.298	144-178	.809	20	107	127	1.9	106-1	136	86	16	38	386	5.7

