



# UTSA ROADRUNNERS BASKETBALL

ATHLETICS COMMUNICATIONS CONTACT: Michael Stambaugh (michael.stambaugh@utsa.edu; C: 785-979-5721)

### OCTOBER (2-0 IN EXHIBITIONS)

24	TRINITY (EXH.) [ESPN+]	W, 100-70
30	MCMURRY (EXH.) [ESPN+]	W, 125-84

### NOVEMBER (4-4)

6	WESTERN ILLINOIS [ESPN+]	W, 78-68 (OT)
10	at Minnesota [Peacock]	L, 76-102
14	at Lamar [ESPN+]	L, 82-90
17	at Texas State [ESPN+]	L, 62-72
20	at Houston Christian [ESPN+]	W, 89-87
24	JACKSONVILLE STATE [ESPN+] <sup>^</sup>	L, 77-62
25	UIW [ESPN+] <sup>^</sup>	W, 90-80
30	LAMAR [ESPN+]	W, 86-83

### DECEMBER (2-3)

10	ARKANSAS-FORT SMITH [ESPN+]	W, 93-60
13	at Little Rock [ESPN+]	L, 84-93
17	at Oregon State [Pac-12 Networks]	L, 65-66
21	ARMY WEST POINT [ESPN+]	L, 53-63
28	PRAIRIE VIEW A&M [ESPN+]	W, 103-89

### JANUARY (0-0)

2	UAB* [ESPNU]	8 p.m.
6	at Rice* [ESPN+]	2 p.m.
10	at Memphis* [ESPN+] 7 p.m.	
13	CHARLOTTE* [ESPNU]	7 p.m.
17	at Tulsa* [ESPN+]	7 p.m.
21	FLORIDA ATLANTIC* [ESPN+]	2 p.m.
24	TULANE* [ESPN+]	7 p.m.
27	at South Florida* [ESPN+]	3 p.m.

### FEBRUARY (0-0)

3	RICE* [ESPN+]	2 p.m.
7	at Wichita State* [ESPN+]	6:30 p.m.
10	EAST CAROLINA* [ESPNU]	3 p.m.
15	at Charlotte* [ESPN+]	6 p.m.
18	at Temple* [ESPN+]	1 p.m.
21	SOUTH FLORIDA* [ESPN+]	7 p.m.
24	at North Texas* [ESPNU]	3 p.m.
28	TULSA* [ESPNU]	7 p.m.

### MARCH (0-0)

2	at SMU* [ESPN+]	2 p.m.
10	TEMPLE* [ESPN+]	2 P.M.
13-17	American Athletic Conference Championships Fort Worth, Texas (Dickies Arena)	TBA

### HOME GAME AT THE CONVOCATION CENTER

<sup>^</sup> - Roadrunner/Cardinal Classic (San Antonio, Texas)

\* - AAC Game

All times CENTRAL

Dates and times subject to change

## THE UTSA BASKETBALL SHOW

### SELECTED DATES

Hosted by Andy Everett, **The UTSA Basketball Show Show** airs on select days during the American Athletic Conference season. Fans can join the show live at the **Chicken N Pickle**, on the east side of I-10 off UTSA Blvd (5215 UTSA Boulevard, 78249) via a live stream on the UTSA Athletics Facebook page, or tune in to The Sports Radio AM 760 The Ticket and Ticket760.com and everywhere fans want to listen via the free all-in-one iHeartRadio app.

Jan 8	Jan 23	Feb 5	Feb 20	March 6
Jan 15	Jan 29	Feb 12	Feb 26	March 18



## UTSA ROADRUNNERS

(6-7, 0-0 AAC)

VS



## UAB BLAZERS

(8-5, 0-0 AAC)

8 p.m. • January 2, 2024 • ESPNU  
Convocation Center • San Antonio, Texas

### HEADLINES AND STORYLINES

- UTSA is in its 43rd season of competition, eighth year under Steve Henson, and opening up its first year in the American Athletic Conference versus UAB.
- Following a pair of games with unseasonably-low scoring against Oregon State and Army West Point, UTSA opened up the offensive inventory and scored over 100 points for the first time in two seasons with a 103-89 victory over Prairie View.
- Activated as part of the NCAA's 2023-24 policy adjustment on two-time transfers, Jordan Ivy-Curry earned AAC Weekly Honor Roll after scoring a team-high 22 points on 7-11 shooting with 8 assists against PVAMU. Carlton Linguard Jr. notched his third double-double of the season on 16 points, 10 rebounds.
- UTSA is looking to open conference play with a win for the first time since 2018-19, then defeating UTEP on Jan. 3, 2019, 75-60 at home.
- Ever since opening the season with eight assists against Western Illinois, Christian Tucker has sat atop the American Athletic Conference assist rankings. With the AAC opener on this week's schedule, Tucker kicks off his ninth consecutive week leading the AAC in total assists (69) and assists per game (5.3), ranking nationally at 37th and 35th, respectively. With a 2.65 ratio, Tucker also lists at 65th in the NCAA and fourth in the AAC in assist-to-turnover ratio.
- Christian Tucker also paces all Roadrunners in scoring at 13.3 ppg, ahead of Ivy-Curry (11.7), Wyatt (10.5) and Fuller (10.2). Wyatt tops UTSA and ranks third in the AAC with 30 three-pointers on the year, averaging a league fifth-best 2.31 per game. Behind his effort UTSA leads the AAC in 3FG/game (9.8)
- Carlton Linguard Jr. has taken over as UTSA's top rebounder for the first time this season, averaging 6.5 rpg, including an AAC third-best 2.77 offensive rpg.
- UTSA has proven a strong rebounding team in non-conference play, ranking second in the AAC with 40.62 rpg (40th NCAA) and 27.85 def. rpg (65th NCAA).

### SETTING THE SCENE

**Live Video** ESPNU  
David Saltzman (play-by-play)  
Sean Harrington (analyst)

**Radio** **Radio**  
Sports Radio AM 760 The Ticket  
Andy Everett (play-by-play)  
Tim Carter (analyst)  
Pregame show starts 30 minutes before tipoff

**Series vs. UAB:** 5-11 (4-5 at home)  
**Last Meeting:** 2/18/23, San Antonio  
Loss - 73-83 (UAB won last 4)

### UTSA HEAD COACH STEVE HENSON

(Kansas State, 1990)

**Career Record:** 105-130 (8th year)  
**UTSA Record:** same  
**Record vs. UAB:** 5-8

### UAB HEAD COACH ANDY KENNEDY

(UAB, 1991)

**Career Record:** 352-199 (17th season)  
**UAB Record:** 86-30 (4th season)  
**Record vs. UTSA:** 5-1

### WE ARE UTSA

When referencing University of Texas at San Antonio Athletics, PLEASE USE THE ACRONYM **UTSA** AND THE NICKNAME **ROADRUNNERS**. Please refrain from using UT-San Antonio, Texas-San Antonio, UT-SA, or any other variation. UTSA's current branding standards use the Roadrunner head as its primary logo. Please refrain from using "stacked" UTSA logo.



## UTSA ROADRUNNERS AT A GLANCE

Last Game Starters	Pos.	Ht.	Wt.	Cl.-Exp.	Hometown	G-GS	PTS	RB	Player Notes
22 Christian Tucker	G	6-3	178	Jr.-2L	Chandler, Ariz.	13-13	13.3	3.2	Career 69 G, 5.8 ppg, 2.0 apg
11 Isaiah Wyatt	G/F	6-4	220	r-Jr.-TR	Toledo, Ohio	13-9	10.5	4.4	Chadron St. Transfer: 15.2 ppg
5 Adante Holiman	PG	6-0	175	So.-TR	McAlester, Okla	11-10	9.5	2.1	7.5 ppg, 3 apg @UTRGV
3 Trey Edmonds	F/C	6-10	255	Jr.-TR	Aurora, Colo.	13-13	8.2	6.3	Utah Tech Transfer: 53 GP
2 Carlton Linguard Jr.	C	7-0	225	r-Sr.-TR	San Antonio, Texas	13-8	10.2	6.5	K-State Transfer: 32 GP@KSU

Key Reserves	Pos.	Ht.	Wt.	Cl.-Exp.	Hometown	G-GS	PTS	RB	Player Notes
1 Jordan Ivy-Curry	G	6-3	175	Jr.-2L	La Marque Texas	3-0	11.7	3.7	CAR:10.3 ppg, 2.6 rpg, 1.9 apg
4 Dre Fuller Jr.	G	6-6	220	GR-TR	Fayetteville, N.C.	13-12	10.2	6.3	5.7 ppg, 3.4 rpg, 67G: @UCF
21 PJ Carter	G	6-5	175	Jr.-TR	Atlanta, Ga.	13-0	7.9	1.8	16.3 ppg, 2.6 rpg: @GHC
10 Chandler Cuthrell	F	6-8	220	Jr.-TR	Baltimore, Md.	13-0	3.8	3.8	7.2 ppg, 3.0 rpg @Odessa
14 Massal Diouf	F	6-9	240	So.-1L	Gouda, Netherlands	12-0	2.5	2.2	Ret. Starter: CAR 40G/21 GS
0 Nazar Mahmoud	G	6-5	180	Fr.-HS	Leander, Texas	8-0	2.1	0.8	3★ HS recruit, 20.6 ppg




# 2023-24 UTSA MEN'S BASKETBALL ROSTER



**0**

**NAZAR MAHMOUD**  
G • 6-5 • 180 • FR.  
LEANDER, TEXAS




**1**

**JORDAN IVY-CURRY**  
G • 6-3 • 175 • JR.  
LA MARQUE, TEXAS




**2**

**CARLTON LIGUARD JR.**  
C • 7-0 • 225 • R-SR.  
SAN ANTONIO, TEXAS



**3**

**TREY EDMONDS**  
F/C • 6-10 • 255 • JR.  
AURORA, COLO.



**4**

**DRE FULLER JR.**  
G • 6-6 • 220 • GR  
FAYETTEVILLE, N.C.



**5**

**ADANTE HOLIMAN**  
PG • 6-0 • 175 • SO.  
McALESTER, OKLA.



**10**

**CHANDLER CUTHRELL**  
F • 6-8 • 220 • JR.  
BALTIMORE, MD.




**11**

**ISAIAH WYATT**  
F • 6-4 • 220 • R-JR.  
TOLEDO, OHIO



**12**

**JOSH REID**  
F • 6-7 • 220 • JR.  
HAVELOCK, N.C.



**14**

**MASSAL DIOUF**  
F • 6-9 • 240 • SO.  
GOUDA, NETHERLANDS




**20**

**JUAN REYNA**  
PG • 6-3 • 185 • JR.  
SAN ANTONIO, TEXAS




**21**

**PJ CARTER**  
G • 6-5 • 175 • JR.  
ATLANTA, GA.



**22**

**CHRISTIAN TUCKER**  
G • 6-3 • 178 • JR.  
CHANDLER, ARIZ.



**23**

**BLESSING ADESIPE**  
G/F • 6-6 • 210 • JR.  
HOUSTON, TEXAS



**25**

**JUSTIN THOMAS**  
G • 6-7 • 180 • JR.  
BATON ROUGE, LA.



**STEVE HENSON**  
HEAD COACH  
EIGHTH SEASON




**MIKE PECK**  
ASSOCIATE HEAD COACH  
EIGHTH SEASON



**ADAM HOOD**  
ASSISTANT COACH  
EIGHTH SEASON



**KURTIS DARDEN**  
ASSISTANT COACH  
FIRST SEASON



**CHRIS ARTIS**  
DIRECTOR OF OPERATIONS  
FIRST SEASON



**J.R. HARRIS**  
VIDEO COORDINATOR  
FIRST SEASON




**J.P. LEWIS**  
GRADUATE ASSISTANT  
FIRST SEASON



**DAVID STROTHER**  
GRADUATE ASSISTANT  
FIRST SEASON



**RHODIE MOSS**  
INTERIM ATHLETIC TRAINER  
SECOND SEASON



**JOSHUA WASHINGTON**  
SPORTS PERFORMANCE COACH  
FIRST SEASON





**AMERICAN ATHLETIC CONFERENCE  
STANDINGS (JAN. 1)**

rankings: [AP] | predicted finish/votes in (##/##)

Rk.	Institution	AAC	Overall
1.	[15] Memphis (2nd/3)	0-0	11-2
2.	[17] Florida Atlantic (1st/11)	0-0	10-3
3.	Tulane (3rd)	0-0	9-3
	Tulsa (10th)	0-0	9-3
5.	SMU (7th)	0-0	9-4
6.	South Florida (9th)	0-0	7-4
7.	UAB (4th)	0-0	8-5
	Wichita State (8th)	0-0	8-5
9.	North Texas (6th)	0-0	7-5
10.	East Carolina (5th)	0-0	7-7
11.	Temple (12th)	0-0	7-6
12.	Charlotte (13th)	0-0	6-6
13.	Rice (11th)	0-0	6-7
	<b>UTSA (14th)</b>	<b>0-0</b>	<b>6-7</b>



**UTSA QUICK FACTS**

**GENERAL INFORMATION**

**Name of Institution:** The University of Texas at San Antonio  
**Preferred Institution Reference:** UTSA  
**Location:** San Antonio, Texas  
**Founded:** 1969  
**Enrollment:** 34,864  
**Nickname:** Roadrunners  
**School Colors:** Navy Blue (PMS 289), Orange (PMS 1665) & White  
**Arena (Capacity):** Convocation Center (2,650)  
**Year Opened:** 1975  
**Conference:** American Athletic Conference  
**President:** Dr. Taylor Eighmy (Tufts, 1980)  
**Director of Athletics:** Dr. Lisa Campos (Colorado State)  
**Athletic Department Phone:** 210.458.4444  
**Ticket Office Phone:** 210.458.UTSA (8872)

**TEAM INFORMATION**

**2022-23 Overall Record:** 10-22

**Home:** 8-10  
**Away:** 2-11  
**Neutral:** 0-1  
**Conference Record/Finish:** 4-16/11th  
**Lettermen Returning/Lost:** 3/12  
**Starters Returning/Lost:** 1/4  
**Newcomers:** 12

**HISTORY**

**First Year of Basketball:** 1981-82  
**All-Time Record:** 617-640 (.491)  
**All-Time Conference Record (pct.):** 325-318 (.505)  
**Conference Regular Season Championships:** 3  
 1990-91 (Trans America Athletic Conference)  
 1991-92 (Southland Conference) • 2003-04 (Southland)  
**Conference Tournament Championships:** 4  
 1988 (Trans America Athletic Conference) • 1999 (Southland Conference) • 2004 (Southland) • 2011 (Southland)  
**NCAA Tournament Appearances/Record:** 4/1-4 (.200)  
 1988 • 1999 • 2004 • 2011  
**Last NCAA Postseason Opponent/Result:** 2011  
 Lost to No. 1 seed Ohio State, 75-46 (March 18, 2011)

**2023-24 UTSA ROADRUNNERS**

No.	Name	Pos.	Ht.	Wt.	Yr.-Exp.	Hometown/Previous School
0	Nazar Mahmoud	G	6-5	180	Fr.-HS	Leander, Texas/Spring Creek Academy
1	Jordan Ivy-Curry	G	6-3	175	Jr.-2L	La Marque, Texas/La Marque HS/Pacific
2	Carlton Linguard Jr.	C	7-0	225	r-Sr.-TR	San Antonio, Texas/Stevens HS/Temple CC/Kansas State
3	Trey Edmonds	F/C	6-10	255	Jr.-TR	Aurora, Colo./George Washington HS/Utah Tech
4	Dre Fuller Jr.	G	6-6	220	GR-TR	Fayetteville, N.C./Admiral Farragut Academy/UCF
5	Adante' Holiman	PG	6-0	175	So.-TR	McAlester, Okla./McAlester HS/UT Rio Grande Valley
10	Chandler Cuthrell	F	6-8	220	Jr.-TR	Baltimore, Md./Baltimore City College/Odesa College
11	Isaiah Wyatt	G/F	6-4	220	r-Jr.-TR	Toledo, Ohio/N. Crowley HS/SW Christian CC/Chadron St.
12	Josh Reid	F	6-7	220	Jr.-Tr	Havelock, N.C./Village Christian Acad./Gulf Coast Clg.
14	Massal Diouf	F	6-9	240	So.-1L	Gouda, Netherlands/Western Canada Prep Academy
20	Juan Reyna	PG	6-3	185	Jr.-TR	San Antonio, Texas/Duncanville HS/Alabama State/Campbell
21	PJ Carter	G	6-5	175	Jr.-TR	Atlanta, Ga./Langston Hughes HS/Campbell/Georgia Highlands
22	Christian Tucker	G	6-3	178	Jr.-2L	Chandler, Ariz./Gilbert Perry HS
23	Blessing Adesipe	G/F	6-6	210	Jr.-TR	Houston, Texas/Alief Taylor HS/Miles [MT]
25	Justin Thomas	G	6-7	180	Jr.-TR	Baton Rouge, La./Village Christian Acad. (NC)/Queens (NC)/Milwaukee

**Head Coach:** Steve Henson (Eighth season • Kansas State, 1990)  
**Associate Head Coach:** Mike Peck (Eighth season • Northwood, 1993)  
**Assistant Coach:** Adam Hood (Eighth season • Air Force, 2008)  
**Assistant Coach:** Kurtis Darden (First season • Pfeiffer, 2003)  
**Director of Operations:** Chris Artis (First season • Valparaiso, 1998)  
**Video Coordinator:** J.R. Harris (First season • UTSA, 2017)  
**Graduate Assistant:** J.P. Lewis (First Season • Georgia Southern, 2023)  
**Graduate Assistant:** David Strother (First Season • UNC Pembroke, 2022)  
**Assistant Athletic Trainer:** Jiana Hook (Third season • San Diego State, 2016)  
**Interim Athletic Trainer:** Rhodie Moss (Second Season • Texas State/BYU, 2005/2007)

**PRONUNCIATION GUIDE**

23	Blessing Adesipe (uh-DAY-SHIP-ay)
10	Chandler Cuthrell (Cue-TRULL)
5	Adante' (uh-DAWN-tay)
	Holiman (HAUL - uh - mun)
14	Massal (muh-SAUL) Diouf (Joof)
0	Nazar (Nuh-ZAHR) Mahmoud (MAHK-mood)
20	Juan Reyna (RAY-nuh)

**SETTING THE STAGE**

- Fresh off closing out non-conference play with a power-scoring victory over Prairie View A&M, the UTSA men's basketball team (6-7) opens the New Year on Jan. 2 with the opener of its new league – the American Athletic Conference.
- However, the Roadrunners will kicking off 2024 against a familiar foe on the opposite bench with the UAB Blazers (8-5) visiting San Antonio for the 10th time as these teams face off for the 17th time overall.
- With UTSA recognizing Healthcare Appreciation Night, tipoff is scheduled for 8 p.m. for the nationally-televised ESPNU contest, while the radio broadcast airing on Sports Radio AM 760 The Ticket.

**SERIES WITH UAB**

- Tuesday will mark the 17th series meeting between the Roadrunners and Blazers; the 10th in San Antonio.
- UTSA trails in the overall series 11-5 and has a 4-5 record against UAB at home.
- UAB has grabbed the win in each of the past four, capped off by a 78-83 UTSA home loss on Feb. 18, 2023.
- UTSA's last series win was Feb. 27, 2021 in San Antonio; UTSA topping the Blazers, 96-79 in Andy Kennedy's first UAB season.
- The teams first started playing in 2014 when UTSA joined Conference USA.

**SCOUTING UAB**

- Playing under fourth-year head coach Andy Kennedy, the UAB Blazers are 8-5 and riding a four-game win streak. Their last loss was Dec. 9 at Arkansas State, 68-87, following up losses to Southern Miss and McNeese.
- Kennedy took over the reins in Birmingham following 12 years at Ole Miss, guiding the 2022-23 Blazers to a 29-10 record and an NIT Championship runner-up finish in Las Vegas, only stopped by fellow CUSA and now AAC opponent North Texas.
- Former LSU guard now in his second year at UAB, junior Eric Gaines is the Blazers' leading scorer at 13.2 ppg, also topping UAB with 2.77 steals per outing to lead the AAC and rank eighth nationally. He also ranks second behind Tucker in AAC assists with a third-ranked 5.1 apg and chips in 3.8 rpg.
- Junior college transfer forward Yaxel Lendeborg is putting up big numbers in the paint for UAB, notching a team-high 8.5 rpg and team-best 27 blocks (2.08 bpg) to tie Linguard for second in the AAC. Also a capable scorer with a 10.6 ppg average.
- Another former SEC player in his second UAB season, senior forward Javian Davis provides a combo of 11.7 ppg and 6.8 rpg
- The Blazers average 77.5 ppg as a team on 44.1 percent shooting, and grab 38.2 rpg. The team averages 11.3 turnovers with 7.5 steals per outing, logging a 1.14 assist-to-turnover ratio. Last in the AAC in three-point shooting, UAB instead racks up scores in transition instead, ranking second in the conference and 32nd nationally with 15.31 fastbreak points per game.

**LETTING IT FLY DELIVERS RECORDS AND RANKINGS**

- In leveling a 33-point victory over Arkansas-Fort Smith on Dec. 10, the Roadrunners registered a pair of program single-game records, racking up 19 made three pointers on 75 long-range attempts; both program bests.
- Six long-range scorers factored into the marks, as Carlton Linguard Jr. (5), Isaiah Wyatt (5), Christian Tucker (4), PJ Carter (2), Dre Fuller Jr. (2) and Nazar Mahmoud (1) each contributed to the record-setting count.
- After adding another 12 againsts Prairie View A&M, UTSA's propensity for deep shots has kept the Roadrunners ranked high in the AAC. Leading the league with 28.6 attempts/game (15th NCAA) and 9.8 three-pointers per game (24th NCAA).
- Pacing the effort, Isaiah Wyatt ranks third in the conference and 132nd overall with 30 long-range buckets, averaging an AAC fifth-best 2.31 threes per contest. Adante' Holiman also averages 1.82 threes per outing, while Dre Fuller Jr. averages 1.62.



LAST TIME OUT

UTSA 103, PRAIRIE VIEW A&M 89 // DECEMBER 28 // SAN ANTONIO, TEXAS // CONVOCATION CENTER

Score by Periods	1st	2nd	Total	GAME LEADERS	UTSA	PRAIRIE VIEW
Prairie View A&M	32	57	89	Points	Ivy-Curry - 22	Felix - 19
UTSA	52	51	103	Rebounds	Linguard - 10	Hopkins - 14
				Assists	Ivy-Curry - 8	McGaskey - 7

**SAN ANTONIO** – The UTSA men’s basketball team (6-7) never trailed and lit the scoreboard ablaze while registering over 100 points for the first time in two seasons, closing the non-conference schedule with a scorching 103-89 victory over Prairie View A&M (5-7) on Thursday night at the Convocation Center. Junior guard Jordan Ivy-Curry dropped in a team-high 22 points with eight assists to lead a six-Roadrunner corps of double-figure scorers that ran away from the Panthers in the second half.

UTSA logged three key consecutive scoring possessions just five minutes in, featuring back-to-back threes from Ivy-Curry and Dre Fuller Jr., capped by Massal Diouf going inside on the third to give UTSA its first 10-point lead at 16-6. The Roadrunners’ lead see-sawed around double-figures for the next six minutes before another Edmonds three-point play initialized a six-minute stretch outscoring the Panthers 16-6 to a 40-23 lead on a Chandler Cuthrell putback with 3:29 remaining. PVAMU countered with an 8-3 push over the next minute, but UTSA outpaced PV 7-1 in the final two minutes for a 52-32 halftime lead.

The numbers were burning up the scoreboard for both teams at the onset of the second half – in a non-traditional way. The new period saw 13 combined trips to the line in the first four minutes, supplemented by three technical fouls. Boosted by a 6-for-6 set in that stretch from Christian Tucker, the extra trips to the stripe opened the door for UTSA to build out a game-high 28-point lead.

In the final nine minutes, Prairie View pushed a 13-0 run, bringing the deficit to just 10 on Javontae Hopkins’ driving the lane for an 83-73 score at 5:44. However, Tucker ended the slump with another pair of free throws and a three on the subsequent possession, kicking UTSA back into gear. Even with some single free throws, UTSA scored on seven consecutive possessions to keep the Panthers at an arm’s length as Ivy-Curry drove the lane to cross the century mark – en route to a 103-89 victory – the first 100-point UTSA game since Dallas Christian on Jan. 3, 2022, and the first time scoring over 50 in both halves since 2017.

Behind Ivy-Curry’s season-high points (22) and assists (8), Carlton Linguard Jr. made work of UTSA’s size advantage with his third double-double on 16 points and 10 rebounds, along with three blocks. Shooting 8-for-9 at the free throw line, Tucker came on strong in the second half for 16 points, while Trey Edmonds (12), Isaiah Wyatt (11) and Fuller (11) also registered double-digit scoring.

**HENSON EARNS HIS 100<sup>TH</sup>**

- The Nov. 6 season-opening victory marked the 100th career win for eighth year head coach Steve Henson leading the Roadrunners.
- Henson earned his first win in his third game - his first at home - defeating Prairie View A&M, 69-59, on Nov. 19, 2016 in San Antonio.
- His 50th win came on the 29th game of his third season, a 76-70 home win over UAB on March 3, 2019.

**IVY-CURRY EARNS HIS FIRST, UTSA'S THIRD WEEKLY AAC HONOR ROLL**

- Recently-activated junior guard **Jordan Ivy-Curry** became the third Roadrunner on Monday to earn AAC Weekly Honor Roll after firing off 22 points on 7-of-11 FG and 6-of-8 FT in the big 2023-ending victory over Prairie View A&M. He also notched a season-high eight (8) assists with five (5) boards. Previously recognized were Isaiah Wyatt (12/4) and Carlton Linguard Jr. (12/11).

**SAN ANTONIO'S DISTRIBUTION CENTER**

- One of only two players back from last year, **junior guard Christian Tucker** has proved a key asset for finding teammates for the score, while also averaging a team-high 13.1 ppg.
- After kicking off the year with eight assists in the opener vs. Western Illinois, Tucker has kept a stranglehold on the top assist-dealing spot in the American Athletic Conference now in his ninth consecutive week leading the conference in both assists and assists per game
- Tucker ranks 37th nationally with 69 total assists - collecting at least three in all 13 games.
- Notching at least five assists seven times this year, including 11 against Lamar, he averages 5.3 apg for 35th in the NCAA.
- In total on his career, Tucker is a consistent distributor of the ball, averaging 2.01 assists per outing and accruing 139 to date. He has allowed only a 1.26 turnover average through 69 games.

**WHO YOU WANT AT THE LINE**

- On the season, **Christian Tucker** is 67-for-77 at the free throw line; an .870 free throw percentage.
- Tucker has the third-most free AAC throws AAC (29th NCAA), fourth-most attempts (58th NCAA) and ranks 74th in FT percentage.
- Tucker is shooting 81.3% for his career (152-187), a trajectory on track for third in UTSA's records, would rank ahead of Keaton Wallace.

**SHARING THE FREE PASSES**

- UTSA ranks seventh in the AAC in free throw attempts per game (22.7) but 58th in the nation.
- The Roadrunners are also 73rd in the NCAA in made FT per game (15.8), coming in at eighth in the AAC.
- With Tucker as the clear leader at the free throw line, taking 26 percent of UTSA's free throws himself and 32.5 percent of makes.
- Five players shoot over 75 percent on the season, also **Jordan Ivy-Curry, Isaiah Wyatt, Dre Fuller Jr. and Carlton Linguard Jr.**
- Wyatt has the second-most makes for the Roadrunners at 23-30, while Linguard is just behind at 22-29

**DEFENDING HOME COURT**

- Under head coach Steve Henson, UTSA has posted a 77-40 (.658) record at the Convocation Center. The Roadrunners went 11-3 at home in 2016-17, 12-4 in 2017-18, 11-4 in 2018-19, 10-5 in 2019-20, 12-2 in 2020-21 and 8-10 in 2021-22, 8-10 in 2022-23 and 5-2 so far in 2023.
- Prior to the Henson era, UTSA last posted consecutive 11-win home campaigns when the program went 11-3 in 2008-09, 2009-10 and 2010-11 as members of the Southland Conference.
- The 1991-92 team was the last Roadrunners squad to win more than 12 games at home, finishing 14-1.

**UTSA'S RECORD WHEN ...**

SITUATION	THIS SEASON 2023-24	HENSON ERA
overall	6-7	105-130
at home	5-2	77-40
on the road	1-5	22-74
neutral site	0-0	6-17
overtime games	1-0	6-7
decided by 10 pts. or less	4-5	52-58
decided by 5 pts. or less	0-0	22-22
following a win	2-3	46-60
following a loss	3-4	56-67
in November	4-4	25-29
in December	2-3	22-24
in January	0-0	24-38
in February	0-0	22-24
in March	0-0	12-14
Sunday	1-1	9-7
Monday	2-0	9-7
Tuesday	0-1	5-8
Wednesday	0-1	10-13
Thursday	2-1	27-38
Friday	0-3	8-14
Saturday	1-0	37-43
leads at half	4-2	81-28
trails at half	0-5	16-97
tied at half	2-0	7-4
scores less than 60	0-1	0-22
scores 60-69	0-3	17-49
scores 70-79	1-1	32-35
scores 80-89	2-2	23-13
scores 90+	3-0	28-2
opp. scores less than 60	0-0	22-4
opp. scores 60-69	2-2	35-19
opp. scores 70-79	0-2	32-44
opp. scores 80-89	4-0	11-35
opp. scores 90+	0-3	2-26
outrounds opponent	5-2	77-36
opponent outrounds	1-3	26-83
rebounds are equal	0-2	2-9
shooting 50%+ FG	1-0	30-2
shooting less than 50% FG	5-7	74-128
opp. shooting 50%+ FG	1-2	6-41
opp. shooting less than 50% FG	5-5	96-89
shooting 40%+ FG	5-5	81-55
opp. shooting 40%+ FG	4-5	49-108
shooting less than 40% FG	1-2	17-75
opp. shooting less than 40% FG	2-2	50-12
more FTA than opponent	4-0	47-32
fewer FTA than opponent	2-7	43-90
equal FTA	0-0	5-5
more TO than opponent	4-6	40-71
fewer TO than opponent	1-1	57-51
equal TO	1-0	7-8
games decided by 1-3 pts.	2-1	14-18
games decided by 4-6 pts.	0-0	24-15
games decided by 7-10 pts.	2-4	17-31
games decided by 11+ pts.	2-2	48-64



### CLOSE RANGE DEFENDERS

- Making the most of their size in the post, the Roadrunners rank 27th in the NCAA and lead the American Athletic Conference in blocks per game (5.2), tying for 31st nationally with a conference-leading 67 blocks on the year.
- Taking lead on the block party, senior center **Carlton Linguard Jr.** ties for second in the AAC and 31st in the NCAA with a 2.08 bpg average, registering and NCAA top-30th, second AAC total of 27.
- Forward Massal Diouf also has nine (9) and forward Chandler Cuthrell has seven (7), while forward Trey Edmonds and guard/forward Dre Fuller Jr. both have six (6).

### RUNNERS PACE

- A hallmark of Coach Steve Henson's philosophy in building a program is the ability to play a fast-tempo style. The Roadrunners have ranked among the NCAA's top teams for the last five years in pace of play, and 2023-24 is no different, producing an NCAA 66th-ranked 13.46 fast break points per game - coming in at fifth in the American Athletic Conference.
- Closely tied to the 'Runners' style in his program, coach Steve Henson implemented a new team acronym last season; Runners PACE. The aimed to instill a new sense of culture and admittedly was inspired by the football team's 210 Triangle of Toughness.
- PACE stands for P)rocess, A)ccountability, C)onsistency and E)xcellence. These four pillars are mindsets/attitudes the team aims to embody.

### UNDERESTIMATING THE ROADRUNNERS

- With UTSA coming off a 10-22 season and making the move to a stronger basketball conference, the preseason predicted order of finish in the AAC doesn't reflect UTSA's potential. During the AAC Media Days on Oct. 8-9, the announcement came that the Roadrunners were picked 14th
- Returning a solid roster from last year's Final Four run, Florida Atlantic was picked as the preseason favorite with 11 of the league's head coach votes, while reigning AAC Tournament champion Memphis was chosen second with three first-place votes. Next on the list were Tulane, UAB, East Carolina, North Texas, SMU, Wichita State, South Florida, Tulsa, Rice, Temple, Charlotte and UTSA.

### FORMER 'RUNNER WILLIAMS TO BE INDUCTED TO ROGERS STATE HALL

- Former UTSA guard Lloyd Williams is slated to be inducted as a coach into the Rogers State Hall of Fame during February's RSU Homecoming.
- He will be inducted as part of the 2008-09 team that reached No. 1 in NAIA and was 30-2 in his first year coaching the Hillcats, earning the Sooner Athletic Conference regular season title and conference tournament championship, earning the top seed in the program's first-ever National Championship Tournament appearance. Williams was the 2008-09 SAC Coach of the Year.
- Williams played for the Roadrunners from 1996-2000 under Tim Carter, finishing his career as the all-time leader in assists (536) and steals (237) and still remains in second on both lists.

### THE AMERICAN EXPERIENCE

- Among the 12 new players this year for UTSA, **former UCF guard Dre Fuller Jr.** showed immediate non-conference impact, but his playing experience against familiar foes could be invaluable.
- Taking a redshirt as a true freshman in 2018-19, Fuller played 20 games, missing 10 due to injury, and started 13 times in first season of competition, averaging 6.3 points, 3.1 rebounds and 1.5 assists while playing 19.0 minutes per game.
- His second season was a breakout, as he appeared in all 23 games, starting 14 times, including each of the last three games of the season. That year, Fuller averaged 7.0 ppg and 4.7 rpg, while playing 27.6 mpg and shooting 41.4 percent. He also added 24 steals, seven blocks and 44 assists. In his third year, he logged a 43.9 field goal percentage and played in 24 games.

### BUILDING UP SOME NEW DIGS

- The first of many facilities under **UTSA's Go Bold fundraising initiative**, the Roadrunners moved into the RACE (Roadrunner Athletic Center of Excellence) building, a \$45.4 million facility, in the August 2021. Now the central nervous system of UTSA Athletics, the building features among others, an academic center, football practice fields, centralized sports medicine and strength and conditioning centers, meeting rooms, student-athlete lounges and coaching/staff offices.



• In the move, the UTSA basketball staff took over the former football building/Intercollegiate Athletics Building (IAB) and Go Bold is working on a new state-of-the-art basketball/volleyball facility, marking yet another big moment for UTSA athletics, which has been around just since 1981, with the university celebrating a 50th anniversary in 2019-20. The new facility is slated to house two full-size NCAA regulation hardwood practice courts with eight goals on each court, striped for both basketball/volleyball, a 3,000 SF weight room with dedicated cardio and 1,000 SF athletic training with separate consultation room and hydrotherapy. The facility will also feature locker rooms and coaches offices, moving teams out of IAB and Convocation Center spaces.

- UTSA just finished the latest round of construction at Park West, the home of UTSA soccer and T&F. Officially opened in July 2023, the Park West Fieldhouse facility is another milestone in UTSA's strategic vision to further promote the academic success, health, wellness and performance of its student-athletes - another in a long run of improvements UTSA has scheduled. The newly-minted \$8 million, 14,325 square-foot facility located just off Loop 1604 houses locker rooms for soccer and men's and women's track & field, featuring a 1,500 SF athletic training room, 2,500 SF Community Room with a 120-seat capacity, dedicated nutrition center and a 700 SF equipment and multi-team laundry room.

### NEW TO THE BENCH

- The Roadrunners are not only welcoming 12 newcomers to the court, but also welcomed three newcomers to the bench.
- Arriving in late May, **Kurtis Darden** is the newest assistant coach for the Roadrunners and brings a variety of successful basketball experiences to the UTSA squad for an immediate impact. Darden joined the Roadrunners staff after one season as the director of basketball operations at Campbell in Buies Creek, N.C. The Camels reached the Big South Championship Game last season.
- Prior to taking on his first operations role, Darden built up an extensively successful coaching career at the high school level in his hometown of Fayetteville, N.C. Over the course of 12 seasons, Darden's teams racked up a 243-83 record. He joined the Campbell staff fresh off two seasons as head coach at Freedom Christian Academy. Prior to FCA, Darden led Village Christian Academy as head coach since 2010, producing back-to-back NCISAA 2-A state titles in 2016 and 2017 - along with a pair of state runner-up finishes. Darden has been named the 2017 Cape Fear Region Coach of the Year and was a three-time conference Coach of the Year, also selected as head coach of the East squad in the 2019 NCISAA Private School All-Star Game.
- As an active-duty commissioned Air Force officer, Darden continued his basketball journey by playing for the All-Air Force team from 2005-08. His teams won the Armed Forces Championship in 2006, 2007 and 2008. That's where Darden first cut his teeth in the coaching world, serving as an assistant coach of the 2011 All-Air Force team that also won the Armed Forces Championship.
- Lt. Col. Darden is a veteran who continues to serve his country as an Individual Mobilization Augmentee (IMA) reservist assigned to Air Force Services Center at Joint Base Lackland.
- Under new NCAA rules in place as of this season, certain administrative roles are allowed a specific amount of coaching duties and interactions.
- Coming to UTSA after four seasons on the other side of San Antonio at UIW, **Chris Artis** is the new director of operations, a role he served for the Cardinals before moving into an assistant coach position. Artis brings extensive basketball history as a player in the collegiate and professional ranks, and as a high school, post-graduate and college coach. Artis came to UIW from Calumet College of St. Joseph in Whiting, Indiana, marking his second stint with the program. From 2015-19, Artis served as the associate head coach for the Crimson Wave, assisting the team in reaching new heights, as the 2016-17 team earned its second Chicagoland Collegiate Athletic Conference (CCAC) regular-season title and its first NAIA Division II tournament bid. During the 2018-19 campaign, Calumet started with a 12-0 record, earning its highest national ranking at 20th during the campaign. He also was head high school boys basketball coach at Don Bosco Institute in Crown Point, sending 9 players to NCAA Division I and 2 more to Division II schools.
- Taking over video coordinator duties for the UTSA program, **J.R. Harris** was among the first Roadrunners to play under Henson; his senior season coinciding with Henson's first at the helm. Harris returned to San Antonio after spending the 2022-23 school year as the head boys basketball coach at Istrouma High School in his hometown of Baton Rouge, La. Following his playing career, Harris returned home to teach and work in athletic administration at Inspire Academy, then transitioning to the coaching world as the assistant coach at Hillsboro, Texas-based Hill College during the 2021-22 season. Harris helped the team achieve a 21-10 regular season record.

### THE POSTSEASON SET TO RETURN TO SAN ANTONIO

- UTSA last hosted the NCAA South Regional in March 2022 at the AT&T Center where (2) Villanova defeat (5) Houston on its way to the Final Four. (11) Michigan/(1) Arizona also competed in the Regional.
- UTSA also served as the host institution for all 64 teams in the women's NCAA Tournament with the entirety of the tournament moved to the Alamo City for COVID precautions in 2021.
- San Antonio has been the host site of seven Regionals and four Final Fours.
- The Roadrunners will host the Final Four again in 2025, scheduled for April 5 and 7 at the Alamodome and hosted by UTSA and UIW.
- San Antonio and UTSA have also been awarded the 2029 Women's Final Four at the Alamodome. San Antonio previously hosted the Women's Final Four three times, in 2002 and 2010.
- The Alamodome was the site of the Women's Final Four when Stanford claimed the 2021 title in front of a limited capacity audience but was also the site in 2002 when the all-time Women's Final Four attendance record was set when 29,619 were at the national semifinal games and the National Championship game.



PRO RUNNERS PUTTING IN WORK

- UTSA currently has 11 players playing professionally across the world - checking in on the latest.
- **Keaton Wallace** (UTSA 2017-21), After a strong NBA Summer League performance for the LA Clippers, Wallace signed with the Atlanta Hawks and went to training camp in September. Wallace plays in the NBA G League for the College Park SkyHawks ATL affiliate in College Park, Ga. He has started all 11 games for the SkyHawks, averaging 12.8 ppg off 45.9% shooting, 5.5 apg and 4.4 rpg. He played the last two seasons for the Ontario Clippers
  - **Jhivvan Jackson** (UTSA 2017-21) plays in Germany for the Tigers Tuebingen of the Germany's top league, Basketball Bundesliga. Turning in six performances of 20+ this season as a point guard, Jackson is averaging 19.7 ppg on 57.3% shooting, with 4.4 apg and 3.0 rpg.
  - **Nick Allen** (UTSA 2015-19) plays small forward for Earthfriends Tokyo Z in the Japanese B3 League. Allen is averaging 7.3 ppg with 5.0 rpg through 18 games this season.
  - **Kaj-Bjorn Sherman** (UTSA 2011-15) plays in Spain for Club Baloncesto Benidorm out of Alicante, averaging 13.1 ppg, 8.6 rpg and 2.4 apg at center for the club.
  - **Dhieu Abwok** (UTSA 2021-22) plays in Tanzania for Pazi Basketball Club of the Tanzania National Basketball League. Abwok is averaging 24.3 ppg, 9.3 rpg, 1.3 apg and 3.0 spg so far this season as a guard for Pazi.

Some other recent pro moves for former Roadrunners

- **Giovanni De Nicolao** (UTSA 2016-19) signed for Gevi Napoli in Italian Serie A.
- **Cedrick Alley Jr.** (UTSA 2020-22) averages 10.3 ppg, 6.1 rpg for RASHI in Georgian Superleague.
- **Atem Bior** (UTSA 2014-15) averages 5.9 ppg, 3.8 rpg for Brisbane Capitals in Australian NBL One.
- **Richard Froehlich** (UTSA 2008-10) averages 5.4 ppg, 3.2 rpg for Stade in German Regionalliga.
- **James Ringholt** (UTSA 2014-18) plays center for Ipswich Force in Australian NBL One.
- **Deon Lyle** (UTSA 2017-18) plays out of New York for the Albany Patroons in The Basketball League (TBL), signing in February after averaging 16.4 points 4.3 rebounds in 23 games last season. This year, he's averaging 11.2 ppg, 3.0 rpg and 1.7 apg.

AMERICAN MUSCLE

- UTSA's 43rd season on the basketball court is also the Roadrunners first year as a member of the American Athletic Conference, joining the league on Saturday, July 1, as one of six institutions welcomed to form the AAC's new lineup of 15 schools in The American's 10th year. The conference has 14 programs that compete in men's basketball: Charlotte, East Carolina, Florida Atlantic, Memphis, North Texas, Rice, SMU, South Florida, Temple, Tulane, Tulsa, UAB and Wichita State compete with UTSA in the new-look league.
- As a member of The American, UTSA will enjoy greater national media exposure, enhanced brand recognition, more Texas team matchups and expanded recruiting opportunities, furthering the university's ability to compete at the highest level.
- A league presence in four of the top 10, six of the top 25 and 12 of the top 52 Nielsen media markets allows The American to enjoy a lucrative and comprehensive media rights partnership with ESPN, giving the conference a significant presence on the Worldwide Leader's primary television networks (ABC, ESPN, ESPN2, ESPNU) and an all-sports presence on ESPN+, the industry's leading streaming service with more than 25.3 million subscribers.
- This marks the fifth conference that UTSA has been a full-fledged member of since first joining the Trans America Athletic Conference (now Atlantic Sun) in 1986 after five years as an NCAA Division I Independent. UTSA was a member of the Southland Conference from 1992 to 2012, and spent one year in the Western Athletic Conference before joining Conference USA in 2013.

WHO'S NEW?

- **Junior guard/forward Blessing Adesipe** hasn't seen the court for the Roadrunners just yet, but the expectations are high for the Texas-native JUCO product who got his start in Montana. Adesipe played two seasons at Miles College in Miles City, Montana, where he put up 1,132 points in just two prolific scoring seasons playing under coach Chase Tait. He started all 30 games for the Pioneers as a sophomore in 2022-23 en route to an NJCAA All-America Honorable Mention and NJCAA All-Star selection by the NJCAA Men's Basketball Coaches Association. At Miles in 2022-23, he averaged 21.6 ppg to lead the team, rank second in the Mon-Dak Athletic Conference and 14th in NJCAA Division I. He shot 41.8 percent from the floor and racked up double-figures in 28 games, topped by a 39-point performance against Dakota-Bottineau - 1-of-5 outings in excess of 30 points. Also averaged 9.9 rebounds per game with 16 double-digit rebounding performances, along with 2.3 assists and 1.3 steals per contest.

• **Junior guard PJ Carter** was an effective shooter for the Roadrunners in the exhibitions, leading UTSA with 50-percent shooting from long range (4-8). He also delivered five assists. A former Georgia Region 5-6A Player of the Year and 6A All-State honoree from Atlanta, Carter played the 2022-23 season at Georgia Highlands College under coach Jonathan "JJ" Merritt. He earned first-team All-GCAA honors while helping the Chargers to a 23-10 season that went all the way to the GCAA Championship final. Carter led the team with 16.3 ppg despite coming off the bench in 29 of the 33 games he played. Logged double-figure scoring in 29 contests while shooting 46.6 percent from the floor, 43 percent from the perimeter and 79.5 percent from the free throw line. Before GHC, he played two years at Campbell.

• A well-rounded performer who has come off the bench in both exhibition games, **junior forward Chandler Cuthrell** earned a double-double in both outings and averaged 11.5 ppg and 11.0 rpg, while also contributing eight assists to the effort. Cuthrell played two seasons in the Texas Panhandle at Odessa College under coach Kris "Bucket" Baumann, helping the Wranglers to a 30-4 record in 2022-23, a Western Junior College Athletic Conference title and an appearance in the NJCAA DI National Quarterfinals - ranking third in the final NJCAA DI rankings. Cuthrell played 34 games last year with a 7.2 ppg, 3.0 rpg, shooting 48.8 percent from the floor and 40.8 percent from three.

• Making his physical presence felt in the post, **junior forward/center Trey Edmonds** averaged 13.0 points with 7.5 rpg in the exhibitions, including 11 boards on the offensive glass.

Edmonds played two seasons at Utah Tech, the former Dixie State, in St. George, Utah, appearing in 33 games with one start last year. Limited to just over 8.3 mpg in two years with the Trailblazers, Edmonds averaged 2.5 ppg on 46.8 percent shooting, 2.3 rpg.

• The most diversified performer of exhibition season, **graduate student guard/forward Dre Fuller Jr.** shot .440 through the exhibitions to average 13.0 ppg, 9.0 rpg, 4.0 apg and 1.5 spg. One of the most experienced transfers to join the Roadrunners this season, Fuller played three seasons at UCF in Orlando, logging 67 games and 27 starts for the Knights. Fuller averaged 5.7 ppg on 42.2-percent shooting, with 3.4 rpg and 1.5 apg.

• Immediately taking charge in leading the UTSA offense, sophomore **point guard Adante Holiman** was a scorer and a distributor in the exhibitions, putting up 11.5 ppg with 2.5 apg. A former four-star high school recruit and the No. 1-rated player in Oklahoma, Holiman registered 2,392 prep points and ranked among the top 50 in Oklahoma history after wrapping a 32-ppg, 5.0 apg senior season. He comes to San Antonio after an outstanding rookie season at UT Rio Grande Valley, playing 24 games with 11 starts for the Vaqueros. As a freshman, Holiman averaged 7.5 ppg on 44.7-percent shooting, doling out 3.0 apg.

• One of the most anticipated players to take the court, seven-foot **redshirt senior center Carlton Linguard Jr.** has not disappointed. His debut saw the agile big man score 20 on 8-of-12 shooting, registering nine boards with three assists in the opening exhibition. Across the two preseason contests, Linguard averaged a team-high 14.5 ppg with 10.5 rpg, 2.0 apg and 2.0 blocks per outing.

The homegrown Kansas State transfer had to sit last season for a year in residence, playing 32 games with two starts with the Wildcats. He averaged 1.8 ppg and 1.3 rpg while coming off injuries. Before KSU, he was the 12th best junior college prospect at Temple College on the I-35 corridor, where he put up 13.3 ppg on 51.4-percent shooting with 9.5 rpg and 3.6 rpg - logging 12 double-doubles with double-figure scoring in 25-of-30 and double-digit boards in 13.

• The lone freshman among the 12 newcomers, **guard Nazar Mahmoud** averaged 13.0 ppg, 6.5 rpg and 2.0 apg, knocking down a team-best 5-for-10 from three against Trinity and McMurry. Mahmoud rated as a three-star player and the No. 37 shooting guard coming out of Spring Creek Academy in Plano, Texas, helping the Spartans to a 26-4 record during his senior year. Mahmoud scored 20.6 ppg on 42-percent shooting, with nearly five (5) rpg and two (2) apg. Earned All-SWAIC honors as a senior and was named the District 25-5A Offensive MVP and TABC All-State as a junior at Leander's Rouse High.



**WHO'S NEW? (cont'd)**

- **Junior forward Josh Reid** saw limited time in the exhibitions, averaging 1.5 ppg and 0.5 rpg. Reid joined the Roadrunners after two seasons at Gulf Coast College in Panama City, Florida, playing 28 games with 20 starts for the Commodores last year. Reid shot 45 percent from the floor for 10.3 ppg, logging 6.4 rpg with 42 assists and 34 steals.
- Former Antonian Prep standout **junior guard Juan Reyna** is returning home after one season each at Campbell and Alabama State. At Campbell, Reyna averaged 5.3 ppg in 30 games with the Camels. Put up 8.7 ppg 26 games at Bama State. Graduated from Duncanville High after leaving San Antonio, where he helped lead DHS to back-to-back UIL 6A State Championships (2020, '21) and surpassed 2,000 career points. As a senior, Reyna averaged 20.8 ppg and 3.2 apg.
- **Junior guard Justin Thomas** helped Milwaukee to the best record in seven years, playing in 33 games with 7.3 ppg, 4.4 rpg and 3.0 apg. Thomas shot 43.2 percent (82-of-190) from the field overall, 42.9 percent (24-of-56) and led the team with 98 assists. Began his collegiate career at Division II Queens University of Charlotte.
- A former All-District 4-6A and All-Region player from Fort Worth's North Crowley High, redshirt **junior guard Isaiah Wyatt** registered 7.0 ppg and 5.0 rpg through the exhibitions. Wyatt arrived at UTSA after one season at NCAA Division II Chadron State in northwestern Nebraska. Wyatt earned All-RMAC honors after leading the Eagles with 15.2 ppg through 29 starts, scoring in double-figures in 25 outings after shooting 45.1 percent. Hit 46.9-percent beyond the arc and was second in the RMAC with 2.8 threes per contest. Also grabbed 5.3 rpg. Also played at Texas JUCOs, Southwestern Christian and McClennan.

**RETURNING FROM THE 2022-23 ROSTER**

- UTSA lost 12 players from last year's squad and returns only two contributors from 2022-23. The pair accounted for just 8.4 percent of the points, 10.5 percent of rebounds, 12.4 percent of assists and 12.6 percent of steals last season.
- **Junior guard Christian Tucker** is in the mix for a steady starting spot for the Roadrunners, playing in 30 games last season with six starts. In 2022-23, Tucker averaged 4.8 points, 1.4 assists and 1.5 rebounds per game. Through the two exhibitions, Tucker led UTSA with 16 points in the second contest vs. McMurry en route to a 11.5 ppg 3.0 rpg pre-season - leading the team with 5.0 assists per contest. In total, Tucker has played 56 games with 12 starts for the Roadrunners, averaging 4.1 ppg and 1.3 apg. Tucker was a first-team All-Region and All-State honorable mention at Gilbert Perry High School in Chandler, Ariz., averaging 16 points, five assists and five rebounds while leading Gilbert Perry to a Regional Championship.
- A starter at forward last year in his rookie season, **sophomore Massal Diouf** appeared in 27 games and started 21 contests a year ago. Diouf shot 42.5 percent and averaged 2.0 ppg, 2.7 rpg in 10.9 mpg. In the exhibitions, Diouf led the team with an .856 shooting average, putting up 6.0 ppg with 3.5 rpg. Diouf prepped at Western Canada Prep Academy and played with the U-16 and U-18 Dutch National Team. He earned Canadian Junior Basketball Team first-team All-Star honors while leading Western Canada to a third-place finish.

**HENSON'S EIGHTH YEAR AT THE HELM**

- The Roadrunners are led by **eighth-year head coach Steve Henson**, the 2017-18 Conference USA Coach of the Year. UTSA's Nov. 6 victory pushed him on to the next milestone as a 100-game winner at UTSA.
- Henson, a former star player at Kansas State (1986-90), took over at UTSA for the 2016-17 season and quickly transitioned the Roadrunners into an up-tempo, high-scoring offensive unit.
- The Kansas native took over at UTSA after five years as an assistant at Oklahoma for Lon Kruger. Henson was also on the staff with Kruger for seven seasons at UNLV after a season at South Florida and scouting then coaching with the Atlanta Hawks.
- A member of the Kansas State Athletics Hall of Fame who led K-State to four straight NCAA Tournaments, Henson still holds all-time program records for career assists (582), assists per game (4.58), assists in a season (186), assists in a game (12), free throw percentage (.900), minutes played (4,474), minutes per game (35.2), starts (118) and consecutive starts (118).
- A two-sport standout at K-State, he was a decathlete and placed third as a sophomore and junior at the Big Eight Championships.
- He was a second-round pick of the Milwaukee Bucks in the 1990 NBA Draft – going 44th overall – and played seven years in the NBA and two seasons in Italy and Greece.
- Henson earned Mr. Basketball honors while playing for his legendary father at McPherson High School.
- Henson has a knack for coaching elite scoring guards, including former Oklahoma standout Buddy Hield and former UTSA standouts Jhivvan Jackson and Keaton Wallace.

**STEVE HENSON VS. OPPONENTS**

OPPONENT	HENSON	OPPONENT	HENSON
Arkansas	0-1	Old Dominion	3-5
Arkansas-Fort Smith	1-0	Oregon State	0-4
Army West Point	0-1	Ottawa (AZ)	1-0
Bethany, KS	2-0	Our Lady of the Lake	2-0
Bethune-Cookman	1-0	Prairie View A&M	3-1
Bradley	0-1	Rice	7-6
Charlotte	4-4	St. Edward's	0-1
Coastal Carolina	0-1	St. Mary's	2-0
Dallas Christian	1-0	Sam Houston State	1-1
Dartmouth	0-1	Southeastern Oklahoma State	1-0
Denver	1-0	Southwestern Adventist	1-0
East Carolina	0-0	Southern Miss	7-7
East Central	1-0	South Dakota State	0-1
FIU	7-5	South Florida	0-0
Florida Atlantic	4-10	SMU	0-0
FGCU	1-0	Sul Ross State	1-0
Fresno State	0-1	Temple	0-0
Grambling State	0-1	Texas A&M-Commerce	0-1
Grand Canyon	0-1	Texas A&M-Corpus Christi	3-3
Houston Christian	3-0	Texas State	4-2
Illinois-Chicago	0-1	Texas Tech	0-1
Illinois State	1-1	Tulane	0-0
IUPUI	1-0	Tulsa	0-1
Jacksonville State	0-1	Trinity	2-0
James Madison	1-0	UAB	5-9
Lamar	4-2	UC Irvine	0-1
Little Rock	0-1	UIW	2-0
Louisiana Tech	4-8	Utah	0-1
Marshall	3-4	Utah State	0-1
Memphis	0-0	Utah Valley	1-2
Middle Tennessee	1-7	UT Permian Basin	1-0
Minnesota	0-1	Utah	0-1
Nebraska	0-1	UTEP	2-5
New Mexico	0-1	UTRGV	0-2
North Texas	2-9	Western Illinois	1-0
Oklahoma	0-5	Western Kentucky	3-8
Oklahoma State	0-1	Wichita State	0-0







**MISCELLANEOUS STATISTICS**

dates to prior seasons = \*

Current Streak .....	Won 1
Current Home Streak .....	Won 1
Current Road/Neutral Streak .....	Lost 2
Last Win .....	Dec. 28, 2023 vs. Prairie View A&M (103-89)
Last Home Win ..	Dec. 28, 2023 vs. Prairie View A&M (103-89)
Last Road Win ...	Nov. 20, 2023 at Houston Christian (89-87)
Last Neutral Win...	Dec. 11, 2021 vs. Sam Houston (78-73)*
Last Loss.....	Dec. 21, 2023 vs. Army West Point (53-63)
Last Home Loss ..	Dec. 21, 2023 vs. Army West Point (53-63)
Last Road Loss.....	Dec. 17 2023 at Oregon State (65-66)
Last Neutral Loss .....	March 8, 2023 vs. Rice [CUSA] (71-72)*

**2023-24 RECORD BY STARTING LINEUP**

Holiman, Tucker, Fuller, Edmonds, Linguard .....	1-3
Holiman, Tucker, Wyatt, Fuller, Edmonds.....	3-2
Tucker, Wyatt, Fuller, Edmonds, Linguard .....	1-2
Holiman, Tucker, Wyatt, Edmonds, Linguard .....	1-0

**LEADING THE TEAM**

- Following is the number of times a player led UTSA in scoring, rebounding, assists and steals.
- If two or more players tied for the team lead, all were credited for that game:

Player	Pts.	Reb.	Ast.	Blk.	Stl.
PJ Carter	1	1	-	2	3
Chandler Cuthrell	-	2	-	2	3
Massal Diouf	-	1	-	3	-
Trey Edmonds	1	4	-	-	3
Dre Fuller Jr.	1	3	1	3	4
Adante' Holiman	2	-	2	1	3
Jordan Ivy-Curry	2	-	2	-	1
Carlton Linguard Jr.	1	2	-	9	1
Nazar Mahmoud	-	-	-	-	-
Josh Reid	-	-	-	-	-
Christian Tucker	5	-	9	2	8
Isaiah Wyatt	2	1	-	3	3

**UTSA SPECIALTY STATISTICS**

OPPONENT	POINTS VIA						LEAD			LARGE			LARGE DEFICIT	
	T/O	2ND CH	PAINT	FASTB	BENCH	TIES	CHG	LEAD	LEAD TM	W-L, SCORE	OVERCOME			
Trinity (exhib.)	24	22	42	0	38	0	1	30	38:55	W, 100-70	N/A Led Full			
McMurry (exhib.)	21	26	72	28	69	0	2	48	38:29	W, 125-84	N/A Led Full			
Western Illinois	14	10	28	16	15	8	9	10	36:29	W, 78-68 OT	2			
at Minnesota	11	11	36	16	30	0	0	-	00:00	L, 76-102	N/A Trailed Full			
at Lamar	10	13	32	15	32	10	9	8	19:23	L, 82-90	8			
at Texas State	12	14	14	5	25	5	4	3	2:25	L, 62-72	6			
at Houston Christian	12	17	44	7	29	3	3	13	36:24	W, 89-87	2			
Jacksonville State	10	6	26	12	15	2	4	2	1:05	L, 62-77	4			
UIW	10	21	34	18	37	6	5	14	20:25	W, 90-80	8			
Lamar	15	20	16	21	22	1	4	12	26:15	W, 86-83	10			
Arkansas-Fort Smith	17	16	26	20	23	0	0	33	39:45	W, 93-60	N/A Led Full			
at Little Rock	13	8	18	18	17	1	7	14	24:49	L, 84-93	1			
at Oregon State	6	12	34	11	28	7	13	9	28:40	L, 65-66	3			
Army West Point	6	18	28	5	12	5	8	6	6:05	L, 53-63	5			
Prairie View A&M	13	11	38	11	42	0	0	28	38:17	W, 103-89	N/A Led Full			
UAB*														
at Rice*														
at Memphis*														
Charlotte*														
at Tulsa*														
Florida Atlantic*														
Tulane*														
at South Florida*														
Rice*														
at Wichita State*														
East Carolina*														
at Charlotte*														
at Temple*														
South Florida*														
at North Texas*														
Tulsa*														
at SMU*														
Temple*														

**GAME MARGINS**

	1	2	3	4	5	6	7	8	9	10	11	12	13	14	15+
Wins by	-	1	1	-	-	-	-	-	-	2	-	-	-	1	1
Losses by	1	-	-	-	-	-	-	1	1	2	-	-	-	-	2

**UTSA IN GAMES DECIDED BY**

1-5 points	6-10 points	11-19 points	20 or more
2-1	2-4	1-1	1-1

**UTSA TOP INDIVIDUAL PERFORMANCES**

<b>POINTS</b>	27 -Isaiah Wyatt vs Lamar (11/30/23)	<b>3FG MADE</b>	7 - Isaiah Wyatt vs Lamar (11/30/23)	<b>REBOUNDS</b>	12 - Trey Edmonds at Lamar (11/14/23)
<b>FG MADE</b>	8 - by three players last: Carlton Linguard Jr. (12/10/23) - Also Wyatt, Fuller	<b>3FG ATT.</b>	12 - Adante' Holiman vs. UIW (11/14/23) 12 - Isaiah Wyatt vs Lamar (11/30/23)	<b>ASSISTS</b>	11 - Christian Tucker vs Lamar (11/30/23)
<b>FG ATT.</b>	16 - Adante' Holiman at Lamar (11/14/23) 16 - Isaiah Wyatt vs Lamar (11/30/23)	<b>FT MADE</b>	12 - Christian Tucker vs Western Ill. (11/6/2023)	<b>STEALS</b>	3 by 3 Players last Christian Tucker vs. UAFS (12/10/23) (also Wyatt, Holiman)
<b>FG PCT.</b>	.833 (5-6) - Massal Diouf at Oregon St. (12/17/23)	<b>FT ATT.</b>	15 - Christian Tucker vs Western Ill. (11/6/2023)	<b>BLOCKS</b>	5 - Carlton Linguard Jr. vs. Army West Point (12/21/23)
		<b>FT PCT. (MIN 3)</b>	1.000 (6-6) - C. Tucker v vs Lamar (11/30/23)	<b>TURNOVERS</b>	4 (6x) - last Jordan Ivy-Curry vs. PVAMU (12/28/23)

**UTSA TEAM SINGLE-GAME SEASON HIGHS**

<b>POINTS</b>	UTSA: 103 vs. Prairie View A&M (12/28/23) OPP: 102 at Minnesota (11/10/23)	<b>3FG</b>	UTSA: 19 vs. Arkansas-Fort Smith (12/10/23) OPP: 16 vs Lamar (11/30/23)	<b>ASSISTS</b>	UTSA: 22 vs Lamar (11/30/23) OPP: 21 (2x) at Minnesota (11/10/23)/ at Lamar (11/14/23)
<b>FIELD GOALS</b>	UTSA: 34 vs. Arkansas-Fort Smith (12/10/23) OPP: 33 vs. UIW (11/25/23)	<b>FREE THROWS MADE</b>	UTSA: 29 vs. Prairie View A&M (12/28/23) OPP: 28 at Minnesota (11/10/23)	<b>STEALS</b>	UTSA: 7 at Minnesota (11/10/23) OPP: 12 vs. UIW (11/25/23)
<b>FIELD GOAL PCT.</b>	UTSA: .554 vs. Prairie View A&M (12/28/23) OPP: .545 at Minnesota (11/10/23)	<b>REBOUNDS</b>	UTSA: 53 vs. Arkansas-Fort Smith (12/10/23) OPP: 57 at Lamar (11/14/23)	<b>BLOCKS</b>	UTSA: 9 vs. Prairie View A&M (12/28/23) OPP: 10 vs. Western Illinois (11/6/23)





# GAME-BY-GAME STARTING LINEUPS

OPPONENT	1	2	3	4	5	RECORD BY LINEUP
Trinity (exhib.) (W, 100-70)	Holiman	Tucker	Fuller	Edmonds	Linguard	
McMurry (Exhibition) (W, 125-84)	Holiman	Carter	Fuller	Edmonds	Linguard	
Western Illinois (W, 78-68 OT)	Holiman	Tucker	Fuller	Edmonds	Linguard	1-0
at Minnesota (L, 76-102)	Holiman	Tucker	Fuller	Edmonds	Linguard	1-1
at Lamar (L, 82-90)	Holiman	Tucker	Fuller	Edmonds	Linguard	1-2
at Texas State (L, 62-72)	Holiman	Tucker	Fuller	Edmonds	Linguard	1-3
at Houston Christian (W, 89-87)	Holiman	Tucker	Wyatt	Fuller	Edmonds	1-0
Jacksonville State (L, 62-77)	Holiman	Tucker	Wyatt	Fuller	Edmonds	1-1
UIW (W, 90-80)	Holiman	Tucker	Wyatt	Fuller	Edmonds	2-1
Lamar (W, 86-83)	Holiman	Tucker	Wyatt	Fuller	Edmonds	3-1
Arkansas-Fort Smith (W, 93-60)	Tucker	Wyatt	Fuller	Edmonds	Linguard	1-0
at Little Rock (L, 84-93)	Tucker	Wyatt	Fuller	Edmonds	Linguard	1-1
at Oregon State (L, 65-66)	Tucker	Wyatt	Fuller	Edmonds	Linguard	1-2
Army West Point (L, 53-63)	Holiman	Tucker	Wyatt	Fuller	Edmonds	3-2
Prairie View A&M (W, 103-89)	Holiman	Tucker	Wyatt	Edmonds	Linguard	1-0
UAB*						
at Rice*						
at Memphis*						
Charlotte*						
at Tulsa*						
Florida Atlantic*						
Tulane*						
at South Florida*						
Rice*						
at Wichita State*						
East Carolina*						
at Charlotte*						
at Temple*						
South Florida*						
at North Texas*						
Tulsa*						
at SMU*						
Temple*						



## AMERICAN ATHLETIC CONFERENCE 2023-24 HONORS RECAP

	Player of the Week	Freshman of the Week
Week 1	Aaron Scott, Jr. (North Texas)	Jayden Reid (South Florida)
<b>W1 Honor Roll:</b>	RJ Felton (ECU), Vladislav Goldin (FAU), Jahil White (TEM), Kevin Cross (TLN), Cobe Williams (TLSA)	
Week 2	Igor Milicic Jr. (Charlotte)	PJ Haggerty (Tulsa)
<b>W2 Honor Roll:</b>	Alejandro Vasquez (UAB), David Jones (MEM), Hysier Miller (TEM), Sion James (TUL), Xavier Bell (WSU)	
Week 3	Alijah Martin (Florida Atlantic)	PJ Haggerty (Tulsa)
<b>W3 Honor Roll:</b>	Yaxel Lendeborg (UAB), David Jones (MEM), Zhuric Phelps (SMU), Kevin Cross (TLN), Kenny Pohto (WSU)	
Week 4	Collin Holloway (TLN)	Zion Stanford (TEM)
<b>W4 Honor Roll:</b>	Bobby Pettiford (ECU), Vladislav Goldin (FAU), Travis Eeve (RIC), Jordan Riley (TEM), <b>Isaiah Wyatt (UTSA)</b>	
Week 5	David Jones (MEM)	Zion Stanford (TEM)
<b>W5 Honor Roll:</b>	Ezra Ausar (ECU), Vladislav Goldin (FAU), Selton Miguel (USF), Jordan Riley (TEM), <b>Carl Linguard (UTSA)</b>	
Week 6	Kevin Cross (TLN)	PJ Haggerty (Tulsa)
<b>W6 Honor Roll:</b>	Johnell Davis (FAU), Jahvon Quinerly (MEM), Selton Miguel (USF), Chuck Harris (SMU), Colby Rogers (WSU)	
Week 7	Johnell Davis (FAU)	PJ Haggerty (Tulsa)
<b>W7 Honor Roll:</b>	RJ Felton (ECU), David Jones (MEM), Jason Edwards (UNT), Chris Youngblood (USF), S. Williamson (SMU)	
Week 8	Yaxel Lendeborg (UAB)	Jordan Reid (USF)
<b>W8 Honor Roll:</b>	N-Q Tomlin (MEM), C. Youngblood (USF), Kolby King (TLN), <b>Jordan Ivy-Curry (UTSA)</b> , PJ Haggerty (TUL)	
Week 9		
Week 10		
Week 11		
Week 12		
Week 13		
Week 14		
Week 15		
Week 16		
Week 17		

## AAC 2023-24 PRESEASON POLL

- Florida Atlantic (11).....167
- Memphis (3).....159
- Tulane.....142
- UAB .....128
- East Carolina.....105
- North Texas.....100
- SMU .....97
- Wichita State .....90
- South Florida .....62
- Tulsa .....59
- Rice .....56
- Temple .....49
- Charlotte .....46
- UTSA.....14

First-place votes in parenthesis

## PRESEASON AAC Honors

**Preseason Player of the Year**  
Johnell Davis, Jr., G, Florida Atlantic  
Alijah Martin, Jr., G, Florida Atlantic

**Preseason Rookie of the Year**  
Carl Cherenfant, G, Memphis  
JJ Taylor, F, Memphis

## PRESEASON AAC All-Conference

**First Team**  
Eric Gaines, Jr., G, UAB  
Johnell Davis, Jr., G, Florida Atlantic  
Alijah Martin, Jr., G, Florida Atlantic  
Jahvon Quinerly, Sr., G, Memphis  
Jaylen Forbes, Jr., G, Tulane\*

**Second Team**  
RJ Felton, Jr., G, East Carolina  
Jordan Brown, R-Sr., F, Memphis  
Max Fiedler, Sr., F, Rice  
Zhuric Phelps, Jr., G, SMU  
Kevin Cross, Jr., F, Tulane  
\* denotes unanimous selection



## 2023-24 Regular Season Stats

### Game Records

Record	Overall	Home	Away	Neutral
ALL GAMES	6-7	5-2	1-5	0-0
CONFERENCE	0-0	0-0	0-0	0-0
NON-CONFERENCE	6-7	5-2	1-5	0-0

### Team Box Score Extended

No.	Player	Total			3-Point			F-Throw		Rebounds				Other Stats													
		GP-GS	MIN	AVG	FG-FGA	FG%	3FG-3FGA	3FG%	FT-FTA	FT%	OFF	DEF	TOT	AVG	PF	DQ	A	A/G	TO	TO/G	A/TO	BLK	BLK/G	STL	STL/G	PTS	AVG
22	TUCKER, Christian	13-13	416:52	32.1	45-105	.429	16-42	.381	67-77	.870	7	35	42	3.2	36	0	69	5.31	26	2.00	2.65	4	0.31	14	1.08	173	13.3
1	IVY-CURRY, Jordan	3-0	72:31	24.2	13-29	.448	3-9	.333	6-8	.750	1	10	11	3.7	3	0	16	5.33	10	3.33	1.60	0	0.00	1	0.33	35	11.7
11	WYATT, Isaiah	13-9	322:22	24.8	42-96	.438	30-71	.423	23-30	.767	16	41	57	4.4	15	0	16	1.23	16	1.23	1.00	4	0.31	9	0.69	137	10.5
4	FULLER JR., Dre	13-12	335:01	25.8	46-128	.359	21-70	.300	20-26	.769	15	67	82	6.3	29	1	21	1.62	21	1.62	1.00	6	0.46	7	0.54	133	10.2
2	LINGUARD, JR., Carlton	13-8	318:35	24.5	47-111	.423	17-52	.327	22-29	.759	36	48	84	6.5	30	2	10	0.77	10	0.77	1.00	27	2.08	4	0.31	133	10.2
5	HOLIMAN, Adante'	11-10	275:58	25.1	34-97	.351	20-63	.317	17-23	.739	1	22	23	2.1	28	1	28	2.55	14	1.27	2.00	2	0.18	8	0.73	105	9.5
3	EDMONDS, Trey	13-13	275:19	21.2	41-70	.586	0-0	.000	24-52	.462	33	49	82	6.3	38	2	6	0.46	15	1.15	0.40	6	0.46	7	0.54	106	8.2
21	CARTER, PJ	13-0	264:11	20.3	40-98	.408	14-39	.359	9-15	.600	5	18	23	1.8	13	0	12	0.92	13	1.00	0.92	2	0.15	7	0.54	103	7.9
10	CUTHRELL, Chandler	13-0	176:25	13.6	17-53	.321	3-14	.214	12-19	.632	19	31	50	3.8	17	0	4	0.31	13	1.00	0.31	7	0.54	5	0.38	49	3.8
14	DIOUF, Massal	13-0	117:37	9.0	14-22	.636	0-0	.000	4-12	.333	8	21	29	2.2	29	1	3	0.23	4	0.31	0.75	9	0.69	1	0.08	32	2.5
0	MAHMOUD, Nazar	8-0	50:10	6.3	6-18	.333	3-12	.250	2-4	.500	2	4	6	0.8	9	0	3	0.38	3	0.38	1.00	0	0.00	0	0.00	17	2.1
<b>Total</b>		<b>13</b>	<b>2625</b>		<b>345-827</b>	<b>.417</b>	<b>127-372</b>	<b>.341</b>	<b>206-295</b>	<b>.698</b>	<b>166</b>	<b>362</b>	<b>528</b>	<b>40.6</b>	<b>247</b>	<b>7</b>	<b>188</b>	<b>14.46</b>	<b>151</b>	<b>11.62</b>	<b>1.25</b>	<b>67</b>	<b>5.15</b>	<b>63</b>	<b>4.85</b>	<b>1023</b>	<b>78.7</b>
<b>Opponents</b>		<b>13</b>	<b>2625</b>		<b>363-841</b>	<b>.432</b>	<b>96-290</b>	<b>.331</b>	<b>208-300</b>	<b>.693</b>	<b>157</b>	<b>358</b>	<b>515</b>	<b>39.6</b>	<b>244</b>	<b>5</b>	<b>186</b>	<b>14.31</b>	<b>126</b>	<b>9.69</b>	<b>1.48</b>	<b>60</b>	<b>4.62</b>	<b>77</b>	<b>5.92</b>	<b>1030</b>	<b>79.2</b>

### Team Statistics

	UTSA	OPP
<b>Scoring</b>	<b>1023</b>	<b>1030</b>
Points per game	78.7	79.2
Scoring margin	-0.5	-
<b>Field goals-att</b>	<b>345-827</b>	<b>363-841</b>
Field goal pct	.417	.432
<b>3 point fg-att</b>	<b>127-372</b>	<b>96-290</b>
3-point FG pct	.341	.331
3-pt FG made per game	9.8	7.4
<b>Free throws-att</b>	<b>206-295</b>	<b>208-300</b>
Free throw pct	.698	.693
F-Throws made per game	15.8	16.0
<b>Rebounds</b>	<b>528</b>	<b>515</b>
Rebounds per game	40.6	39.6
Rebounding margin	+1.0	-
<b>Assists</b>	<b>188</b>	<b>186</b>
Assists per game	14.5	14.3
<b>Turnovers</b>	<b>151</b>	<b>126</b>
Turnovers per game	11.6	9.7
Turnover margin	-1.9	-
Assist/turnover ratio	1.2	1.5
<b>Steals</b>	<b>63</b>	<b>77</b>
Steals per game	4.8	5.9
<b>Blocks</b>	<b>67</b>	<b>60</b>
Blocks per game	5.2	4.6
<b>Winning streak</b>	<b>1</b>	<b>-</b>
Home win streak	1	-
<b>Attendance</b>	<b>7896</b>	<b>16506</b>
Home games-Avg/Game	7-1128	6-2751
Neutral site-Avg/Game	-	0-0

### Score by Periods

Team	1st	2nd	OT	TOT
UTSA	466	544	13	1023
Opponents	463	564	3	1030



## 2023-24 UTSA Team Game-by-Game Stats

Opponent	Date	Score		Total		3-Pointers		Free throws		Rebounds				Other Stats						
				FG-FGA	PCT	3FG-3FGA	PCT	FT-FTA	PCT	OFF	DEF	TOT	AVG	PF	A	TO	BLK	STL	PTS	AVG
Western Ill.	11/06/2023	78-68	Wot	23-64	.359	6-23	.261	26-35	.743	11	36	47	47.0	15	13	7	7	6	78	78.0
at Minnesota	11/10/2023	76-102	L	29-71	.408	9-22	.409	9-16	.563	12	20	32	39.5	22	14	10	1	7	76	77.0
at Lamar University	11/14/2023	82-90	L	28-68	.412	8-30	.267	18-26	.692	12	33	45	41.3	22	15	10	3	4	82	78.7
at Texas St.	11/17/2023	62-72	L	19-60	.317	8-27	.296	16-22	.727	15	25	40	41.0	29	8	13	5	6	62	74.5
at Houston Christian	11/20/2023	89-87	W	33-67	.493	6-20	.300	17-25	.680	14	27	41	41.0	27	16	12	9	6	89	77.4
Jacksonville St.	11/24/2023	62-77	L	24-56	.429	5-18	.278	9-12	.750	10	26	36	40.2	15	8	14	7	3	62	74.8
UIW	11/25/2023	90-80	W	29-67	.433	10-33	.303	22-30	.733	15	35	50	41.6	16	13	15	4	5	90	77.0
Lamar University	11/30/2023	86-83	W	25-62	.403	16-35	.457	20-26	.769	15	23	38	41.1	14	22	13	4	6	86	78.1
Ark.-Fort Smith	12/10/2023	93-60	W	34-75	.453	19-47	.404	6-13	.462	19	34	53	42.4	16	19	12	3	6	93	79.8
at Little Rock	12/13/2023	84-93	L	25-60	.417	14-34	.412	20-28	.714	10	25	35	41.7	22	14	11	4	3	84	80.2
at Oregon St.	12/17/2023	65-66	L	26-60	.433	9-25	.360	4-9	.444	10	25	35	41.1	16	17	11	6	5	65	78.8
Army West Point	12/21/2023	53-63	L	19-61	.311	5-30	.167	10-16	.625	13	27	40	41.0	14	10	10	5	4	53	76.7
Prairie View	12/28/2023	103-89	W	31-56	.554	12-28	.429	29-37	.784	10	26	36	40.6	19	19	13	9	2	103	78.7
<b>Total</b>		<b>1023</b>		<b>345-827</b>	<b>.417</b>	<b>127-372</b>	<b>.341</b>	<b>206-295</b>	<b>.698</b>	<b>166</b>	<b>362</b>	<b>528</b>	<b>40.6</b>	<b>247</b>	<b>188</b>	<b>151</b>	<b>67</b>	<b>63</b>	<b>1023</b>	<b>78.7</b>
Opponents		1030		363-841	.432	96-290	.331	208-300	.693	157	358	515	39.6	244	186	126	60	77	1030	79.2

### UTSA Averages

Games Played	Points/game	FG Pct	3FG Pct	FT Pct	Rebounds/game	Assists/game	Turnovers/game	Assist/Turnover ratio	Steals/game	Blocks/game
13	78.7	41.7	34.1	69.8	40.6	14.5	11.6	1.2	4.8	5.2

## 2023-24 Opponent Team Game-by-Game Stats

Opponent	Date	Score		Total		3-Pointers		Free throws		Rebounds				Other Stats						
				FG-FGA	PCT	3FG-3FGA	PCT	FT-FTA	PCT	OFF	DEF	TOT	AVG	PF	A	TO	BLK	STL	PTS	AVG
Western Ill.	11/06/2023	78-68	Wot	24-75	.320	6-28	.214	14-25	.560	21	35	56	56.0	25	9	12	10	2	68	68.0
at Minnesota	11/10/2023	76-102	L	30-55	.545	14-29	.483	28-34	.824	7	36	43	49.5	19	21	11	6	7	102	85.0
at Lamar University	11/14/2023	82-90	L	28-80	.350	11-29	.379	23-30	.767	25	32	57	52.0	21	21	8	8	4	90	86.7
at Texas St.	11/17/2023	62-72	L	21-50	.420	3-14	.214	27-43	.628	11	30	41	49.3	21	10	9	4	7	72	83.0
at Houston Christian	11/20/2023	89-87	W	30-68	.441	3-16	.188	24-35	.686	16	22	38	47.0	16	11	10	2	8	87	83.8
Jacksonville St.	11/24/2023	62-77	L	31-68	.456	5-18	.278	10-15	.667	14	22	36	45.2	14	14	5	3	7	77	82.7
UIW	11/25/2023	90-80	W	33-73	.452	10-32	.313	4-12	.333	9	26	35	43.7	22	15	11	8	12	80	82.3
Lamar University	11/30/2023	86-83	W	32-63	.508	10-25	.400	9-12	.750	9	25	34	42.5	21	18	13	4	6	83	82.4
Ark.-Fort Smith	12/10/2023	93-60	W	22-62	.355	7-23	.304	9-18	.500	8	24	32	41.3	17	16	10	1	3	60	79.9
at Little Rock	12/13/2023	84-93	L	29-58	.500	9-18	.500	26-30	.867	7	28	35	40.7	20	12	10	2	4	93	81.2
at Oregon St.	12/17/2023	65-66	L	26-58	.448	7-15	.467	7-10	.700	7	27	34	40.1	12	15	9	5	3	66	79.8
Army West Point	12/21/2023	53-63	L	23-58	.397	5-24	.208	12-17	.706	9	30	39	40.0	13	13	8	5	7	63	78.4
Prairie View	12/28/2023	103-89	W	34-73	.466	6-19	.316	15-19	.789	14	21	35	39.6	23	11	10	2	7	89	79.2
<b>Total</b>		<b>1030</b>		<b>363-841</b>	<b>.432</b>	<b>96-290</b>	<b>.331</b>	<b>208-300</b>	<b>.693</b>	<b>157</b>	<b>358</b>	<b>515</b>	<b>39.6</b>	<b>244</b>	<b>186</b>	<b>126</b>	<b>60</b>	<b>77</b>	<b>1030</b>	<b>79.2</b>
UTSA		1023		345-827	.417	127-372	.341	206-295	.698	166	362	528	40.6	247	188	151	67	63	1023	78.7

### Opponents Averages

Games Played	Points/game	FG Pct	3FG Pct	FT Pct	Rebounds/game	Assists/game	Turnovers/game	Assist/Turnover ratio	Steals/game	Blocks/game
13	79.2	43.2	33.1	69.3	39.6	14.3	9.7	1.5	5.9	4.6



**LAST 4 BOX SCORES**

**Game 10: Little Rock 93, UTSA 84**



Official Basketball Box Score - Final  
**UTSA at Little Rock**  
 12/13/23 Jack Stephens Center, Little Rock  
 2023-24 Men's Basketball

Game Time: 6:30 PM  
 Game Duration: 2:10

Officials: John St. Clair, Kevin Driver, Alex Manuel

UTSA - 84

Record: 5-5

NO.	Name	F/C	Min	FG	3P	FT	Rebounds			Fouls		TP	AS	TO	ST	Blocks		+/-
				M-A	M-A	M-A	OR	DR	TOT	PF	FD					BS	BA	
3	Trey Edmonds	F	18:45	2-2	0-0	2-6	1	5	6	4	4	6	0	1	0	0	0	-3
2	Carlton Linguard, Jr.	C	31:20	4-13	2-7	0-0	4	4	8	1	0	10	3	0	1	2	0	-3
4	Dre Fuller Jr.	G	25:41	4-11	2-7	2-2	0	3	3	5	3	12	5	1	1	0	0	4
11	Isaiah Wyatt	G	35:48	3-9	3-8	7-8	4	5	9	2	4	16	1	2	0	0	1	-9
22	Christian Tucker	G	38:11	6-10	4-5	7-8	0	4	4	3	6	23	3	4	1	0	0	-10
21	PJ Carter		28:55	4-10	3-6	1-2	0	2	2	2	1	12	2	1	0	0	0	-15
10	Chandler Cuthrell		15:53	0-3	0-1	0-0	0	2	2	3	1	0	0	1	0	2	1	-6
14	Massal Diouf		02:57	1-1	0-0	0-0	0	0	0	0	0	2	0	0	0	0	0	-6
0	Nazar Mahmoud		02:31	1-1	0-0	1-2	0	0	0	2	1	3	0	0	0	0	0	3
Team							1	0	1			0			1			
<b>Totals</b>				25-60	14-34	20-28	10	25	35	22	20	84	14	11	3	4	2	-9

Shooting By Period		
1 <sup>st</sup>	FG%	13-34 38.2%
	3PT%	9-19 47.4%
	FT%	8-10 80%
2 <sup>nd</sup>	FG%	12-26 46.2%
	3PT%	5-15 33.3%
	FT%	12-18 66.7%
GM	FG%	25-60 41.7%
	3PT%	14-34 41.2%
	FT%	20-28 71.4%

Dead Ball Rebounds: 5, 0

Technical Fouls::NONE

Little Rock - 93

Record: 5-6

NO.	Name	F/C	Min	FG	3P	FT	Rebounds			Fouls		TP	AS	TO	ST	Blocks		+/-
				M-A	M-A	M-A	OR	DR	TOT	PF	FD					BS	BA	
1	DeAntoni Gordon	F	18:20	3-5	0-0	0-0	0	2	2	1	0	6	0	0	0	0	1	-18
5	Jaylen Crocker-Johnson	F	39:07	5-11	1-4	4-5	2	4	6	3	5	15	0	2	2	0	1	9
3	Bradley Douglas	G	32:21	6-14	2-4	6-7	0	7	7	3	5	20	3	2	0	1	0	9
13	Kristiyan Popov	G	09:23	0-1	0-0	0-0	0	1	1	2	0	0	3	1	1	1	0	-5
24	Jamir Chaplin	G	38:14	7-10	3-5	5-6	2	3	5	2	3	22	2	2	0	0	0	11
11	Cougar Downing		18:46	3-3	1-1	2-2	0	2	2	4	2	9	1	1	0	0	0	8
4	Creed Williamson		22:33	2-4	0-0	0-0	3	4	7	2	2	4	1	0	0	0	1	27
12	Jordan Jefferson		19:30	3-10	2-4	9-10	0	2	2	3	5	17	2	0	1	0	1	6
7	Pavle Kuzmanovic		01:46	0-0	0-0	0-0	0	0	0	0	0	0	0	0	0	0	0	-2
Team							0	3	3			0			2			
<b>Totals</b>				29-58	9-18	26-30	7	28	35	20	22	93	12	10	4	2	4	9

Shooting By Period		
1 <sup>st</sup>	FG%	13-31 41.9%
	3PT%	4-11 36.4%
	FT%	12-13 92.3%
2 <sup>nd</sup>	FG%	16-27 59.3%
	3PT%	5-7 71.4%
	FT%	14-17 82.4%
GM	FG%	29-58 50.0%
	3PT%	9-18 50.0%
	FT%	26-30 86.7%

Dead Ball Rebounds: 1, 0

Technical Fouls::NONE

	UTSA	LRT	Points from		Period by Period Scoring				
Biggest lead	14 (1 <sup>st</sup> 5:21)	14 (2 <sup>nd</sup> 2:21)	UTSA	LRT	1st	2nd	TOT		
Best Scoring Run	11(1 <sup>st</sup> 5:21)	13(2 <sup>nd</sup> 10:18)	13	21	UTSA	43	41	84	
Lead Changes	7		Paint	18	32	LRT	42	51	93
Times Tied	1		Second Chance	8	7				
Time with Lead	24:49	14:08	Fast Breaks	18	15				
			Bench	17	30				



**LAST 4 BOX SCORES**

**Game 11: Oregon State 66, UTSA 65**



Official Basketball Box Score - Final  
**UTSA at Oregon St.**  
 12/17/23 Gill Coliseum, Corvallis  
 2023-24 Men's Basketball

Game Time: 12:00 PM  
 Game Duration: 1:50  
 Attendance: 2,440

Officials: Deldre Carr, Ryan Holmes, Jason Garretson

UTSA - 65

Record: 5-6

NO.	Name	Min	FG M-A	3P M-A	FT M-A	Rebounds			Fouls		TP	AS	TO	ST	Blocks		+/-
						OR	DR	TOT	PF	FD					BS	BA	
3	Trey Edmonds	F 17:03	3-6	0-0	1-3	4	2	6	4	3	7	0	2	0	0	2	4
2	Carlton Linguard, Jr.	C 22:00	3-9	3-7	1-3	1	2	3	2	2	10	0	1	0	1	0	-8
4	Dre Fuller Jr.	G 23:25	2-10	1-7	0-0	1	3	4	2	2	5	2	0	1	0	1	-6
11	Isaiah Wyatt	G 27:05	3-6	2-5	0-0	0	3	3	2	0	8	1	1	0	0	0	6
22	Christian Tucker	G 34:06	2-3	1-2	2-2	0	1	1	3	1	7	6	1	0	1	0	-9
14	Massal Diouf	22:10	5-6	0-0	0-1	2	6	8	1	1	10	0	0	0	4	0	-3
1	Jordan Ivy-Curry	25:10	5-11	1-3	0-0	0	5	5	1	2	11	7	4	1	0	1	2
5	Adante' Holiman	13:34	0-1	0-0	0-0	0	0	0	0	1	0	1	0	1	0	0	2
21	PJ Carter	09:12	1-4	0-0	0-0	0	0	0	0	0	2	0	0	1	0	0	0
10	Chandler Cuthrell	06:15	2-4	1-1	0-0	0	2	2	1	0	5	0	1	1	0	1	7
Team						2	1	3			0		1				
<b>Totals</b>			26-60	9-25	4-9	10	25	35	16	12	65	17	11	5	6	5	-1

Shooting By Period		
1 <sup>st</sup> FG%	14-30	46.7%
3PT%	5-13	38.5%
FT%	0-1	0%
2 <sup>nd</sup> FG%	12-30	40.0%
3PT%	4-12	33.3%
FT%	4-8	50%
GM FG%	26-60	43.3%
3PT%	9-25	36.0%
FT%	4-9	44.4%

Dead Ball Rebounds: 2, 1

Technical Fouls::NONE

Oregon St. - 66

Record: 7-3

NO.	Name	Min	FG M-A	3P M-A	FT M-A	Rebounds			Fouls		TP	AS	TO	ST	Blocks		+/-
						OR	DR	TOT	PF	FD					BS	BA	
12	Michael Rataj	F 34:31	2-5	0-2	1-2	0	8	8	3	2	5	4	2	0	0	0	7
34	Tyler Bilodeau	F 31:57	3-12	2-4	2-4	0	3	3	1	5	10	0	0	0	1	0	5
24	KC Ibekwe	C 19:49	5-7	0-0	1-1	3	0	3	3	2	11	1	3	0	0	2	-4
0	Jordan Pope	G 35:06	7-14	3-4	2-2	0	2	2	0	2	19	4	0	0	0	1	6
1	Christian Wright	G 20:33	1-6	0-2	0-0	0	6	6	1	0	2	0	0	1	0	0	-2
4	Dexter Akanno	26:42	6-10	2-3	1-1	0	3	3	1	3	15	1	1	0	2	2	7
15	Chol Marial	13:34	0-0	0-0	0-0	0	0	0	1	1	0	1	1	0	2	0	-1
11	DaJohn Craig	02:51	0-2	0-0	0-0	0	1	1	0	0	0	0	1	0	0	1	-4
2	Josiah Lake II	14:57	2-2	0-0	0-0	0	2	2	2	1	4	4	0	2	0	0	-9
Team						4	2	6			0		1				
<b>Totals</b>			26-58	7-15	7-10	7	27	34	12	16	66	15	9	3	5	6	1

Shooting By Period		
1 <sup>st</sup> FG%	11-28	39.3%
3PT%	2-6	33.3%
FT%	3-5	60%
2 <sup>nd</sup> FG%	15-30	50.0%
3PT%	5-9	55.6%
FT%	4-5	80%
GM FG%	26-58	44.8%
3PT%	7-15	46.7%
FT%	7-10	70.0%

Dead Ball Rebounds: 2, 0

Technical Fouls::NONE

	UTS	OSU
Biggest lead	9 (1 <sup>st</sup> 5:33)	3 (2 <sup>nd</sup> 13:06)
Best Scoring Run	6 (1 <sup>st</sup> 5:33)	5 (1 <sup>st</sup> 0:34)
Lead Changes	13	
Times Tied	7	
Time with Lead	28:40	07:37

	UTS	OSU
Points from		
Turnovers	6	9
Paint	34	32
Second Chance	12	6
Fast Breaks	11	9
Bench	28	19

	Period by Period Scoring		
	1st	2nd	TOT
UTS	33	32	65
OSU	27	39	66



**LAST 4 BOX SCORES**

**Game 12: Army West Point 63, UTSA 53**



Official Basketball Box Score - Final  
**Army West Point at UTSA**  
 12/21/23 Convocation Center, San Antonio, Texas  
 2023-24 Men's Basketball

Game Time: 7:00 PM  
 Game Duration: 1:48  
 Attendance: 1,193

Officials: Stephen Anderson, Owen Shortt, Jeb Hartness

Army West Point - 63

Record: 3-9

NO.	Name	Min	FG			Rebounds			Fouls		TP	AS	TO	ST	Blocks		+/-
			M-A	M-A	M-A	OR	DR	TOT	PF	FD					BS	BA	
4	Josh Scovens	F 31:38	8-16	2-5	7-8	1	4	5	1	4	25	0	2	0	1	3	6
54	Abe Johnson	F 31:17	4-7	0-0	2-3	3	7	10	1	3	10	1	1	1	4	0	8
2	Ryan Curry	G 32:18	5-11	2-4	2-4	0	1	1	3	4	14	4	2	2	0	0	10
13	Kendall Hailey	G 25:24	0-2	0-1	0-0	1	3	4	1	0	0	3	0	1	0	0	4
35	TJ Small	G 17:01	2-7	1-6	1-1	0	2	2	5	2	6	0	0	0	0	0	-4
55	AJ Allenspach	08:22	2-2	0-0	0-0	2	5	7	0	0	4	0	1	2	0	0	4
23	Dylan Blair	07:26	0-3	0-2	0-0	0	0	0	1	0	0	1	0	0	0	0	0
24	Jared Cross	14:13	0-2	0-2	0-0	0	2	2	0	0	0	2	0	0	0	0	4
31	Blake Barker	22:59	0-5	0-3	0-0	1	2	3	0	0	0	2	0	1	0	2	14
34	Charlie Peterson	08:26	2-3	0-1	0-1	0	2	2	1	1	4	0	0	0	0	0	2
0	Isaiah Caldwell	00:56	0-0	0-0	0-0	0	0	0	0	0	0	0	0	0	0	0	2
Team						1	2	3			0		2				
<b>Totals</b>			23-58	5-24	12-17	9	30	39	13	14	63	13	8	7	5	5	10

Shooting By Period		
1 <sup>st</sup> FG%	12-27	44.4%
3PT%	5-16	31.3%
FT%	6-8	75%
2 <sup>nd</sup> FG%	11-31	35.5%
3PT%	0-8	0.0%
FT%	6-9	66.7%
GM FG%	23-58	39.7%
3PT%	5-24	20.8%
FT%	12-17	70.6%

Dead Ball Rebounds: 4, 2

Technical Fouls: NONE

UTSA - 53

Record: 5-7

NO.	Name	Min	FG			Rebounds			Fouls		TP	AS	TO	ST	Blocks		+/-
			M-A	M-A	M-A	OR	DR	TOT	PF	FD					BS	BA	
3	Trey Edmonds	F 26:36	4-6	0-0	2-5	5	5	10	1	4	10	0	1	1	0	1	-6
4	Dre Fuller Jr.	G 12:49	2-6	1-3	0-0	0	1	1	2	0	5	0	2	0	0	1	-10
5	Adante Holiman	G 30:06	2-7	2-7	0-0	0	4	4	1	1	6	3	1	0	0	0	-7
11	Isaiah Wyatt	G 22:26	3-9	2-6	2-2	2	2	4	1	1	10	0	0	0	0	0	3
22	Christian Tucker	G 33:04	3-10	0-4	4-5	0	6	6	3	5	10	3	1	1	0	1	-9
1	Jordan Ivy-Curry	21:14	1-7	0-1	0-0	1	2	3	1	0	2	1	2	0	0	2	-9
2	Carlton Linguard, Jr.	25:54	3-10	0-6	0-0	3	1	4	1	0	6	1	1	0	5	0	-3
21	PJ Carter	13:52	0-4	0-2	0-0	0	2	2	1	0	0	1	2	1	0	0	-12
14	Massal Diouf	11:25	1-1	0-0	1-2	2	3	5	3	1	3	1	0	0	0	0	0
10	Chandler Cuthrell	02:34	0-1	0-1	1-2	0	1	1	0	1	1	0	0	1	0	0	3
Team						0	0	0			0		0				
<b>Totals</b>			19-61	5-30	10-16	13	27	40	14	13	53	10	10	4	5	5	-10

Shooting By Period		
1 <sup>st</sup> FG%	12-32	37.5%
3PT%	3-13	23.1%
FT%	3-5	60%
2 <sup>nd</sup> FG%	7-29	24.1%
3PT%	2-17	11.8%
FT%	7-11	63.6%
GM FG%	19-61	31.1%
3PT%	5-30	16.7%
FT%	10-16	62.5%

Dead Ball Rebounds: 3, 0

Technical Fouls: NONE

	ARMY	UTSA
Biggest lead	15 (2 <sup>nd</sup> 12:05)	6 (1 <sup>st</sup> 11:10)
Best Scoring Run	9 (1 <sup>st</sup> 7:48)	8 (1 <sup>st</sup> 15:31)
Lead Changes	8	
Times Tied	5	
Time with Lead	29:24	06:05

Points from	ARMY	UTSA
Turnovers	8	6
Paint	36	28
Second Chance	10	18
Fast Breaks	8	5
Bench	8	12

	Period by Period Scoring		
	1st	2nd	TOT
ARMY	35	28	63
UTSA	30	23	53





**LAST 4 BOX SCORES**

**Game 13: UTSA 103, Prairie View A&M 89**



Official Basketball Box Score - Final  
**Prairie View at UTSA**  
 12/28/23 Convocation Center, San Antonio, Texas  
 2023-24 Men's Basketball

Game Time: 7:00 PM  
 Game Duration: 2:09  
 Attendance: 1,082

Officials: Pat Adams, Chuck Jones, Todd Austin

Prairie View - 89

Record: 5-7

NO.	Name	Min	FG	3P	FT	Rebounds			Fouls		TP	AS	TO	ST	Blocks		+/-
			M-A	M-A	M-A	OR	DR	TOT	PF	FD					BS	BA	
3	Brian Myles	F 11:06	0-0	0-0	2-2	0	0	0	5	2	2	1	0	0	0	0	-16
0	Kevin McGaskey	G 36:00	4-11	0-1	2-2	0	3	3	2	3	10	7	2	2	0	2	-11
4	Charles Smith IV	G 12:04	1-4	0-2	2-2	0	2	2	3	1	4	0	2	0	0	-6	
11	Nick Gazelas	G 31:43	5-15	3-8	1-2	0	1	1	3	0	14	0	1	2	0	-16	
14	Javontae Hopkins	G 32:25	7-15	0-2	1-2	6	8	14	2	4	15	0	4	0	1	-16	
33	Mckinley Harris	11:14	0-0	0-0	3-4	2	1	3	2	2	3	1	0	0	0	-10	
13	Justin Nimmer	11:36	3-4	0-0	1-2	1	2	3	1	2	7	1	0	1	0	14	
30	Andre Nunley	09:15	0-0	0-0	0-0	0	1	1	0	0	0	1	0	0	0	-2	
25	Chris Felix, Jr.	30:44	8-16	1-3	2-2	3	2	5	4	4	19	0	0	2	1	-2	
1	Charles Lane, Jr.	13:53	6-8	2-3	1-1	1	0	1	1	1	15	0	1	0	0	-5	
Team						1	1	2			0						
<b>Totals</b>			34-73	6-19	15-19	14	21	35	23	19	89	11	10	7	2	9	-14

Shooting By Period		
1 <sup>st</sup> FG%	12-35	34.3%
3PT%	3-9	33.3%
FT%	5-6	83.3%
2 <sup>nd</sup> FG%	22-38	57.9%
3PT%	3-10	30.0%
FT%	10-13	76.9%
GM FG%	34-73	46.6%
3PT%	6-19	31.6%
FT%	15-19	78.9%

Dead Ball Rebounds: 3, 0

Technical Fouls: Smith IV 2<sup>nd</sup> 19:48 Myles 2<sup>nd</sup> 17:19

UTSA - 103

Record: 6-7

NO.	Name	Min	FG	3P	FT	Rebounds			Fouls		TP	AS	TO	ST	Blocks		+/-
			M-A	M-A	M-A	OR	DR	TOT	PF	FD					BS	BA	
3	Trey Edmonds	F 18:13	4-5	0-0	4-6	1	1	2	3	5	12	0	0	1	2	0	2
2	Carlton Linguard, Jr.	C 33:20	5-10	0-4	6-7	4	6	10	2	4	16	0	1	0	3	0	32
5	Adante' Holiman	G 17:26	2-7	2-6	0-0	0	0	0	5	0	6	4	2	0	0	1	7
11	Isaiah Wyatt	G 25:09	3-4	2-2	3-4	0	3	3	0	2	11	1	1	0	0	-4	
22	Christian Tucker	G 31:45	3-6	2-4	8-9	0	4	4	1	4	16	3	1	1	2	1	16
1	Jordan Ivy-Curry	26:07	7-11	2-5	6-8	0	3	3	1	3	22	8	4	0	0	0	18
4	Dre Fuller Jr.	23:53	3-4	3-4	2-3	2	4	6	2	3	11	2	1	0	1	0	4
14	Massal Diouf	08:18	1-2	0-0	0-0	0	2	2	3	0	2	1	0	0	1	0	2
10	Chandler Cuthrell	08:37	2-4	0-1	0-0	1	1	2	2	0	4	0	1	0	0	-4	
21	PJ Carter	07:12	1-3	1-2	0-0	1	2	3	0	0	3	0	2	0	0	-3	
Team						1	0	1			0						
<b>Totals</b>			31-56	12-28	29-37	10	26	36	20	21	103	19	13	2	9	2	14

Shooting By Period		
1 <sup>st</sup> FG%	19-34	55.9%
3PT%	6-16	37.5%
FT%	8-11	72.7%
2 <sup>nd</sup> FG%	12-22	54.5%
3PT%	6-12	50.0%
FT%	21-26	80.8%
GM FG%	31-56	55.4%
3PT%	12-28	42.9%
FT%	29-37	78.4%

Dead Ball Rebounds: 2, 0

Technical Fouls: Coach 2<sup>nd</sup> 18:23

	PVAMU	UTSA
Biggest lead	0 (1 <sup>st</sup> 20:00)	28 (2 <sup>nd</sup> 14:05)
Best Scoring Run	13 (2 <sup>nd</sup> 5:44)	9 (1 <sup>st</sup> 0:05)
Lead Changes	0	
Times Tied	0	
Time with Lead	00:00	38:17

	PVAMU	UTSA
Points from		
Turnovers	20	13
Paint	36	38
Second Chance	12	11
Fast Breaks	9	11
Bench	44	42

	Period by Period Scoring		
	1st	2nd	TOT
PVAMU	32	57	89
UTSA	52	51	103

Game Notes: 19:48 2nd - Class A Technical on PA&M #4 for language to official. ♦ 18:23 2nd - Class A Technical on UTSA Head Coach. ♦ 17:19 2nd - Class A Technical on PA&M #3 for language to official. ♦





(SEASON/CAREER)

# 0 • NAZAR MAHMOUD

6-5 • 180 • Freshman - HS • Guard  
Leander, Texas (Spring Creek Academy)

### SEASON/CAREER HIGHS

POINTS	6 at Minnesota (11/6/23)
REBOUNDS	2 (2x) at Minnesota (11/6/23), vs UAFS (12/10/23)
ASSISTS	2 vs UAFS (12/10/23)
STEALS	None
BLOCKS	None
FG MADE	2 at Minnesota (11/6/23)
FG ATT.	8 vs UAFS (12/10/23)
3FG MADE	2 at Minnesota (11/6/23)
3FG ATT.	8 vs UAFS (12/10/23)
FT MADE	1 vs. Jacksonville state (11/24/23)
FT ATT.	2 vs. Jacksonville state (11/24/23)

DOUBLE-DIGIT SCORING	(-/-)
DOUBLE-DIGIT REBOUNDS	(-/-)
DOUBLE-DOUBLES	(-/-)

### MAHMOUD'S CAREER STATS

SEASON	TEAM	GP-GS	MIN/AVG	Field Goals			3-Point		F-Throws		Rebounds				Scoring					
				FG-FGA	FG%	3FG-3FGA	3FG%	FT-FTA	FT%	OFF	DEF	TOT	AVG	PF-FO	A	TO	BLK	STL	PTS	AVG
2023-24	UTSA	8-0	50/6.3	6-18	.333	3-12	.250	2-4	.500	2	4	6	0.8	9-0	3	3	0	0	17	2.1
<b>TOTAL</b>		<b>8-0</b>	<b>50/6.3</b>	<b>6-18</b>	<b>.333</b>	<b>3-12</b>	<b>.250</b>	<b>2-4</b>	<b>.500</b>	<b>2</b>	<b>4</b>	<b>6</b>	<b>0.8</b>	<b>9-0</b>	<b>3</b>	<b>3</b>	<b>0</b>	<b>0</b>	<b>17</b>	<b>2.1</b>



(SEASON/CAREER)

# 1 • JORDAN IVY-CURRY

6-3 • 175 • Junior - 2L/TR • Guard  
La Marque, Texas (La Marque HS / UTSA [20-22] / Pacific [22-23])

### SEASON HIGHS

POINTS	22 vs Prairie View A&M (12/28/23)
REBOUNDS	5 at Oregon State (12/17/23)
ASSISTS	8 vs Prairie View A&M (12/28/23)
STEALS	1 at Oregon State (12/17/23)
BLOCKS	-
FG MADE	7 vs Prairie View A&M (12/28/23)
FG ATT.	11 (2x) at Oregon St. (12/17/23), PVAMU (12/28/23)
3FG MADE	2 vs Prairie View A&M (12/28/23)
3FG ATT.	5 vs Prairie View A&M (12/28/23)
FT MADE	6 vs Prairie View A&M (12/28/23)
FT ATT.	8 vs Prairie View A&M (12/28/23)

### CAREER HIGHS

POINTS	27 vs. Denver (11/16/21)
REBOUNDS	11 at BYU (2/4/23)
ASSISTS	9 at Rice (2/3/22)
STEALS	4 vs. Southwestern Adventist (3/4/21)
BLOCKS	1 six times
FG MADE	10 vs. Denver (11/16/21)
FG ATT.	24 vs. Fla. Atlantic (1/29/22)
3FG MADE	5 (3x), last vs. San Diego (2/11/23)
3FG ATT.	11 vs. FIU (1/27/22)
FT MADE	7 vs. Gonzaga (1/21/23)
FT ATT.	8 vs Prairie View A&M (12/28/23)

DOUBLE-DIGIT SCORING	(2/43)
DOUBLE-DIGIT REBOUNDS	(-/1)
DOUBLE-DOUBLES	(-/1)

### IVY-CURRY'S CAREER STATS

SEASON	TEAM	GP-GS	MIN/AVG	Field Goals			3-Point		F-Throws		Rebounds				Scoring					
				FG-FGA	FG%	3FG-3FGA	3FG%	FT-FTA	FT%	OFF	DEF	TOT	AVG	PF-FO	A	TO	BLK	STL	PTS	AVG
2020-21	UTSA	26-11	518/19.9	67-167	.401	24-64	.375	28-41	.683	38	34	72	2.8	44-1	40	21	3	19	186	7.2
2021-22	UTSA	21-19	581/27.6	101-291	.347	45-133	.338	45-56	.804	13	36	49	2.3	25-0	48	51	3	19	292	13.9
2022-23	UOP	33-7	661/20.0	114-270	.422	42-123	.341	70-81	.864	17	69	86	2.6	67-0	50	41	0	17	340	10.3
2023-24	UTSA	3-0	73/24.2	13-29	.448	3-9	.333	6-8	.750	1	10	11	3.7	3-0	16	10	0	1	35	11.7
<b>TOTAL FOR UTSA</b>		<b>50-30</b>	<b>1171/23.4</b>	<b>181-487</b>	<b>.372</b>	<b>72-206</b>	<b>.350</b>	<b>79-105</b>	<b>.752</b>	<b>52</b>	<b>80</b>	<b>132</b>	<b>2.6</b>	<b>72-1</b>	<b>104</b>	<b>82</b>	<b>6</b>	<b>39</b>	<b>513</b>	<b>10.3</b>
<b>TOTAL</b>		<b>83-37</b>	<b>1832/22.1</b>	<b>295-757</b>	<b>.390</b>	<b>114-329</b>	<b>.347</b>	<b>149-186</b>	<b>.801</b>	<b>69</b>	<b>149</b>	<b>218</b>	<b>2.6</b>	<b>139-1</b>	<b>154</b>	<b>123</b>	<b>6</b>	<b>56</b>	<b>853</b>	<b>10.3</b>





# 2 • CARLTON LINGUARD JR.

7-0 • 225 • Redshirt Senior - TR • Center  
San Antonio, Texas (Stevens HS/Temple CC/Kansas State)

SEASON HIGHS	
POINTS	21 vs UAFS (12/10/23)
REBOUNDS	10 (3x) last vs Prairie View A&M (12/28/23)
ASSISTS	3 at Little Rock (12/13/23)
STEALS	2 at Houston Christian (11/20/23)
BLOCKS	5 vs Army West Point (12/21/23)
FG MADE	8 vs UAFS (12/10/23)
FG ATT.	13 (2x) vs UAFS (12/10/23), at Little Rock (12/13/23)
3FG MADE	5 vs UAFS (12/10/23)
3FG ATT.	7 (3x) last at Oregon State (12/17/23)
FT MADE	9 vs UIW (11/25/23)
FT ATT.	12 vs UIW (11/25/23)

CAREER HIGHS	
POINTS	21 vs UAFS (12/10/23)
REBOUNDS	10 (3x) last vs Prairie View A&M (12/28/23)
ASSISTS	3 at Little Rock (12/13/23)
STEALS	2 at Houston Christian (11/20/23)
BLOCKS	5 vs Army West Point (12/21/23)
FG MADE	8 vs UAFS (12/10/23)
FG ATT.	13 (2x) vs UAFS (12/10/23), at Little Rock (12/13/23)
3FG MADE	5 vs UAFS (12/10/23)
3FG ATT.	7 (3x) last at Oregon State (12/17/23)
FT MADE	9 vs UIW (11/25/23)
FT ATT.	12 vs UIW (11/25/23)

(SEASON/CAREER)	
DOUBLE-DIGIT SCORING	(9/10)
DOUBLE-DIGIT REBOUNDS	(3/3)
DOUBLE-DOUBLES	(3/3)

### LINGUARD'S CAREER STATS

SEASON	TEAM	GP-GS	MIN/AVG	Field Goals		3-Point		F-Throws		Rebounds				Scoring						
				FG-FGA	FG%	3FG-3FGA	3FG%	FT-FTA	FT%	OFF	DEF	TOT	AVG	PF-FO	A	TO	BLK	STL	PTS	AVG
2020-21	KState	17-0	113/6.6	16-35	.457	4-11	.364	2-4	.500	7	15	22	1.3	12-0	3	5	2	2	38	2.2
2021-22	KState	15-2	122/8.1	7-19	.368	0-4	.000	6-11	.545	10	9	19	1.3	14-0	0	3	6	2	20	1.3
2023-24	UTSA	13-8	319/24.5	47-111	.423	17-52	.327	22-29	.759	36	48	84	6.5	30-2	10	10	27	4	133	10.2
<b>TOTAL FOR UTSA</b>		<b>13-8</b>	<b>319/24.5</b>	<b>47-111</b>	<b>.423</b>	<b>17-52</b>	<b>.327</b>	<b>22-29</b>	<b>.759</b>	<b>36</b>	<b>48</b>	<b>84</b>	<b>6.5</b>	<b>30-2</b>	<b>10</b>	<b>10</b>	<b>27</b>	<b>4</b>	<b>133</b>	<b>10.2</b>
<b>TOTAL</b>		<b>45-10</b>	<b>553/12.3</b>	<b>70-165</b>	<b>.424</b>	<b>21-67</b>	<b>.313</b>	<b>30-44</b>	<b>.682</b>	<b>53</b>	<b>72</b>	<b>125</b>	<b>2.8</b>	<b>56-2</b>	<b>13</b>	<b>18</b>	<b>35</b>	<b>8</b>	<b>191</b>	<b>4.2</b>



# 3 • TREY EDMONDS

6-10 • 255 • Junior - TR • Forward/Center  
Aurora, Colo. (George Washington HS/Utah Tech)

SEASON HIGHS	
POINTS	15 vs Western Ill. (11/6/23)
REBOUNDS	12 at Lamar (11/14/23)
ASSISTS	4 at Lamar (11/14/23)
STEALS	1 (4x) last vs Prairie View A&M (12/28/23)
BLOCKS	2 (2x) last at Minnesota (11/10/23)
FG MADE	5 (4x) last at Lamar (11/14/23)
FG ATT.	11 at Minnesota (11/10/23)
FT MADE	5 vs Western Ill. (11/6/23)
FT ATT.	7 vs Western Ill. (11/6/23)

CAREER HIGHS	
POINTS	15 vs Western Ill. (11/6/23)
REBOUNDS	12 at Lamar (11/14/23)
ASSISTS	4 at Lamar (11/14/23)
STEALS	3 at Seattle U (2/8/23)
BLOCKS	2 (7x) last at Minnesota (11/10/23)
FG MADE	5 (4x) last at Lamar (11/14/23)
FG ATT.	11 at Minnesota (11/10/23)
FT MADE	5 vs Western Ill. (11/6/23)
FT ATT.	8 at Arizona (11/17/22)

(SEASON/CAREER)	
DOUBLE-DIGIT SCORING	(5/7)
DOUBLE-DIGIT REBOUNDS	(2/2)
DOUBLE-DOUBLES	(2/2)

### EDMONDS' CAREER STATS

SEASON	TEAM	GP-GS	MIN/AVG	Field Goals		3-Point		F-Throws		Rebounds				Scoring						
				FG-FGA	FG%	3FG-3FGA	3FG%	FT-FTA	FT%	OFF	DEF	TOT	AVG	PF-FO	A	TO	BLK	STL	PTS	AVG
2021-22	UTTECH	20-0	139/7.0	17-37	.459	0-0	.000	2-16	.125	21	26	47	2.4	22-0	3	12	10	4	36	1.8
2022-23	UTTECH	33-1	302/9.1	34-72	.472	0-0	.000	28-56	.500	28	49	77	2.3	56-1	6	27	11	6	96	2.9
2023-24	UTSA	13-13	275/21.2	41-70	.586	0-0	.000	24-52	.462	33	49	82	6.3	38-2	6	15	6	7	106	8.2
<b>TOTAL FOR UTSA</b>		<b>13-13</b>	<b>275/21.2</b>	<b>41-70</b>	<b>.586</b>	<b>0-0</b>	<b>.000</b>	<b>24-52</b>	<b>.462</b>	<b>33</b>	<b>49</b>	<b>82</b>	<b>6.3</b>	<b>38-2</b>	<b>6</b>	<b>15</b>	<b>6</b>	<b>7</b>	<b>106</b>	<b>8.2</b>
<b>TOTAL</b>		<b>66-14</b>	<b>716/10.9</b>	<b>92-179</b>	<b>.514</b>	<b>0-0</b>	<b>.000</b>	<b>54-124</b>	<b>.435</b>	<b>82</b>	<b>124</b>	<b>206</b>	<b>3.1</b>	<b>116-3</b>	<b>15</b>	<b>54</b>	<b>27</b>	<b>17</b>	<b>238</b>	<b>3.6</b>





(SEASON/CAREER)

# 4 • DRE FULLER JR.

6-6 • 220 • Graduate Student - TR • Guard  
Fayetteville, N.C. (Admiral Farragut Academy [Fla.]/UCF)

SEASON HIGHS	
POINTS	24 at Houston Christian (11/20/23)
REBOUNDS	11 vs UIW (11/25/23)
ASSISTS	5 at Little Rock (12/13/23)
STEALS	1 (7x) last at Oregon State (12/17/23)
BLOCKS	2 (2x) last vs Jacksonville State (11/24/23)
FG MADE	8 at Houston Christian (11/20/23)
FG ATT.	15 at Houston Christian (11/20/23)
3FG MADE	3 (3x) last vs Prairie View A&M (12/28/23)
3FG ATT.	7 (4x) last at Oregon State (12/17/23)
FT MADE	5 (2x) at HCU (11/20/23), vs Lamar (11/30/23)
FT ATT.	6 vs Lamar (11/30/23)

CAREER HIGHS	
POINTS	24 at Houston Christian (11/20/23)
REBOUNDS	11 (2x) vs Memphis (3/12/21), vs UIW (11/25/23)
ASSISTS	5 (3x) last at Little Rock (12/13/23)
STEALS	5 vs Penn (11/28/19)
BLOCKS	4 vs Tulsa (2/9/20)
FG MADE	8 at Houston Christian (11/20/23)
FG ATT.	15 (2x) at Oklahoma (12/21/19), at HCU (11/20/23)
3FG MADE	4 vs Memphis (3/11/22)
3FG ATT.	7 (3x) last at Little Rock (12/13/23)
FT MADE	6 (3x) last at Miami (FL) (11/13/21)
FT ATT.	9 vs Houston (12/26/20)

DOUBLE-DIGIT SCORING	(7/22)
DOUBLE-DIGIT REBOUNDS	(3/6)
DOUBLE-DOUBLES	(1/1)

## FULLER'S CAREER STATS

SEASON	TEAM	GP-GS	MIN/AVG	Field Goals		3-Point		F-Throws		Rebounds				Scoring						
				FG-FGA	FG%	3FG-3FGA	3FG%	FT-FTA	FT%	OFF	DEF	TOT	AVG	PF-FO	A	TO	BLK	STL	PTS	AVG
2019-20	UCF	20-13	380/19.0	50-119	.420	10-40	.250	15-23	.652	23	39	62	3.1	33-1	29	26	11	18	125	6.3
2020-21	UCF	23-14	634/27.6	55-133	.414	8-37	.216	42-61	.689	19	89	108	4.7	44-0	57	54	7	24	160	7.0
2021-22	UCF	24-0	292/12.2	36-82	.439	9-25	.360	14-19	.737	15	41	56	2.3	26-0	14	16	3	13	95	4.0
2023-24	UTSA	13-12	335/25.8	46-128	.359	21-70	.300	20-26	.769	15	67	82	6.3	29-1	21	21	6	7	133	10.2
<b>TOTAL FOR UTSA</b>		<b>13-12</b>	<b>335/25.8</b>	<b>46-128</b>	<b>.359</b>	<b>21-70</b>	<b>.300</b>	<b>20-26</b>	<b>.769</b>	<b>15</b>	<b>67</b>	<b>82</b>	<b>6.3</b>	<b>29-1</b>	<b>21</b>	<b>21</b>	<b>6</b>	<b>7</b>	<b>133</b>	<b>10.2</b>
<b>TOTAL</b>		<b>80-39</b>	<b>1641/20.5</b>	<b>187-462</b>	<b>.405</b>	<b>48-172</b>	<b>.279</b>	<b>91-129</b>	<b>.705</b>	<b>72</b>	<b>236</b>	<b>308</b>	<b>3.9</b>	<b>132-2</b>	<b>121</b>	<b>117</b>	<b>27</b>	<b>62</b>	<b>513</b>	<b>6.4</b>



(SEASON/CAREER)

# 5 • ADANTE' HOLIMAN

6-0 • 175 • Sophomore - TR • Point Guard  
McAlester, Okla. (McAlester HS/UT Rio Grande Valley)

SEASON HIGHS	
POINTS	22 at Lamar (11/14/23)
REBOUNDS	6 vs UIW (11/25/23)
ASSISTS	4 (4x) last vs Prairie View A&M (12/28/23)
STEALS	3 at Houston Christian (11/20/23)
BLOCKS	1 (3x) last at Houston Christian (11/20/23)
FG MADE	7 (2x) at Lamar (11/14/23), vs UIW (11/25/23)
FG ATT.	16 at Lamar (11/14/23)
3FG MADE	5 vs UIW (11/25/23)
3FG ATT.	12 vs UIW (11/25/23)
FT MADE	4 (2x) at Lamar (11/14/23), Texas State (11/17/23)
FT ATT.	5 (2x) at Lamar (11/14/23), at HCU (11/20/23)

CAREER HIGHS	
POINTS	22 at Lamar (11/14/23)
REBOUNDS	6vs UIW (11/25/23)
ASSISTS	9 vs Southwestern Assemblies (2/20/23)
STEALS	3 (3x) last at Houston Christian (11/20/23)
BLOCKS	1 (5x) last at Houston Christian (11/20/23)
FG MADE	7 (2x) at Lamar (11/14/23), vs UIW (11/25/23)
FG ATT.	16 at Lamar (11/14/23)
3FG MADE	5 (2x) vs Sam Houston (2/1/23), vs UIW (11/25/23)
3FG ATT.	12 vs UIW (11/25/23)
FT MADE	6 at Kansas State (11/7/22)
FT ATT.	10 at Kansas State (11/7/22)

DOUBLE-DIGIT SCORING	(2/11)
DOUBLE-DIGIT REBOUNDS	(-/-)
DOUBLE-DOUBLES	(-/-)

## HOLIMAN'S CAREER STATS

SEASON	TEAM	GP-GS	MIN/AVG	Field Goals		3-Point		F-Throws		Rebounds				Scoring						
				FG-FGA	FG%	3FG-3FGA	3FG%	FT-FTA	FT%	OFF	DEF	TOT	AVG	PF-FO	A	TO	BLK	STL	PTS	AVG
2022-23	UTRGV	24-11	500/20.9	55-123	.447	27-62	.435	42-59	.712	7	21	28	1.2	71-2	73	55	3	12	179	7.5
2023-24	UTSA	11-10	276/25.1	34-97	.351	20-63	.317	17-23	.739	1	22	23	2.1	28-1	28	14	2	8	105	9.5
<b>TOTAL FOR UTSA</b>		<b>11-10</b>	<b>276/25.1</b>	<b>34-97</b>	<b>.351</b>	<b>20-63</b>	<b>.317</b>	<b>17-23</b>	<b>.739</b>	<b>1</b>	<b>22</b>	<b>23</b>	<b>2.1</b>	<b>28-1</b>	<b>28</b>	<b>14</b>	<b>2</b>	<b>8</b>	<b>105</b>	<b>9.5</b>
<b>TOTAL</b>		<b>35-21</b>	<b>776/22.2</b>	<b>89-220</b>	<b>.405</b>	<b>47-125</b>	<b>.376</b>	<b>59-82</b>	<b>.720</b>	<b>8</b>	<b>43</b>	<b>51</b>	<b>1.5</b>	<b>99-3</b>	<b>101</b>	<b>69</b>	<b>5</b>	<b>20</b>	<b>284</b>	<b>8.1</b>





# 10 • CHANDLER CUTHRELL

6-8 • 220 • Junior - TR • Forward  
 Baltimore, Md. (Baltimore City College (HS)/Odessa College)

### SEASON/CAREER HIGHS

POINTS	10 at Houston Christian (11/20/23)
REBOUNDS	10 at Texas State (11/17/23)
ASSISTS	1 (4x) last vs UAFS (12/10/23)
STEALS	1 (5x) last vs Army West Point (12/21/23)
BLOCKS	2 (3x) last at Little Rock (12/13/23)
FG MADE	5 at Houston Christian (11/20/23)
FG ATT.	9 (2x) at Texas State (11/17/23), vs UAFS (12/10/23)
3FG MADE	1 (3x) last at Oregon State (12/17/23)
3FG ATT.	3 (4x) last vs UAFS (12/10/23)
FT MADE	4 at Texas State (11/17/23)
FT ATT.	5 (2x) at Texas State (11/17/23), vs UIW (11/25/23)

(SEASON/CAREER)	
DOUBLE-DIGIT SCORING	(1/1)
DOUBLE-DIGIT REBOUNDS	(1/1)
DOUBLE-DOUBLES	(-/-)

### CUTHRELL'S CAREER STATS

SEASON	TEAM	GP-GS	MIN/AVG	Field Goals		3-Point		F-Throws		Rebounds				Scoring						
				FG-FGA	FG%	3FG-3FGA	3FG%	FT-FTA	FT%	OFF	DEF	TOT	AVG	PF-FO	A	TO	BLK	STL	PTS	AVG
2023-24	UTSA	13-0	176/13.6	17-53	.321	3-14	.214	12-19	.632	19	31	50	3.8	17-0	4	13	7	5	49	3.8
<b>TOTAL</b>		<b>13-0</b>	<b>176/13.6</b>	<b>17-53</b>	<b>.321</b>	<b>3-14</b>	<b>.214</b>	<b>12-19</b>	<b>.632</b>	<b>19</b>	<b>31</b>	<b>50</b>	<b>3.8</b>	<b>17-0</b>	<b>4</b>	<b>13</b>	<b>7</b>	<b>5</b>	<b>49</b>	<b>3.8</b>



# 11 • ISAIAH WYATT

6-4 • 220 • Redshirt Junior - TR • Guard/Forward  
 Toledo, Ohio (N. Crowley HS/Chadron State)

### SEASON HIGHS

POINTS	27 vs. Lamar (11/30/23)
REBOUNDS	9 at Little Rock (12/13/23)
ASSISTS	3 (2x) vs UIW (11/25/23), vs Lamar (11/30/23)
STEALS	3 vs UIW (11/25/23)
BLOCKS	2 vs Western Ill. (11/6/23)
FG MADE	8 vs Lamar (11/30/23)
FG ATT.	16 vs Lamar (11/30/23)
3FG MADE	7 vs Lamar (11/30/23)
3FG ATT.	12 vs Lamar (11/30/23)
FT MADE	7 at Little Rock (12/13/23)
FT ATT.	8 at Little Rock (12/13/23)

### CAREER HIGHS

POINTS	27 vs Lamar (11/30/23)
REBOUNDS	14 at Westminster (UT) (1/7/23)
ASSISTS	4 (4x) last at Colorado-Mines (2/18/23)
STEALS	3 (3x) last vs UIW (11/25/23)
BLOCKS	2 (2x) last vs Western Ill. (11/6/23)
FG MADE	8 (2x) vs Ecclesia (11/26/22), vs Lamar (11/30/23)
FG ATT.	17 at Western Colo. (12/9/22)
3FG MADE	7 (2x) vs Ecclesia (11/26/22), vs Lamar (11/30/23)
3FG ATT.	12 vs Lamar (11/30/23)
FT MADE	8 vs Fort Lewis (11/13/23)
FT ATT.	8 vs Fort Lewis (11/13/23)

(SEASON/CAREER)	
DOUBLE-DIGIT SCORING	(7/32)
DOUBLE-DIGIT REBOUNDS	(0/4)
DOUBLE-DOUBLES	(0/4)

### WYATT'S CAREER STATS

SEASON	TEAM	GP-GS	MIN/AVG	Field Goals		3-Point		F-Throws		Rebounds				Scoring						
				FG-FGA	FG%	3FG-3FGA	3FG%	FT-FTA	FT%	OFF	DEF	TOT	AVG	PF-FO	A	TO	BLK	STL	PTS	AVG
2022-23	Chad	29-29	942/32.5	151-334	.452	82-174	.471	58-75	.773	25	128	153	5.3	30-0	48	31	10	26	442	15.2
2023-24	UTSA	13-9	322/24.8	42-96	.438	30-71	.423	23-30	.767	16	41	57	4.4	15-0	16	16	4	9	137	10.5
<b>TOTAL FOR UTSA</b>		<b>13-9</b>	<b>322/24.8</b>	<b>42-96</b>	<b>.438</b>	<b>30-71</b>	<b>.423</b>	<b>23-30</b>	<b>.767</b>	<b>16</b>	<b>41</b>	<b>57</b>	<b>4.4</b>	<b>15-0</b>	<b>16</b>	<b>16</b>	<b>4</b>	<b>9</b>	<b>137</b>	<b>10.5</b>
<b>TOTAL</b>		<b>42-38</b>	<b>1264/30.1</b>	<b>193-430</b>	<b>.449</b>	<b>112-245</b>	<b>.457</b>	<b>81-105</b>	<b>.771</b>	<b>41</b>	<b>169</b>	<b>210</b>	<b>5.0</b>	<b>45-0</b>	<b>64</b>	<b>47</b>	<b>14</b>	<b>35</b>	<b>579</b>	<b>13.8</b>





# 12 • JOSH REID

6-7 • 220 • Junior - TR • Forward

Havelock, N.C. (Village Christian Academy / Gulf Coast College)

### SEASON/CAREER HIGHS

POINTS	-
REBOUNDS	-
ASSISTS	-
STEALS	-
BLOCKS	-
FG MADE	-
FG ATT.	-
3FG MADE	-
3FG ATT.	-
FT MADE	-
FT ATT.	-

(SEASON/CAREER)

DOUBLE-DIGIT SCORING	(-/-)
DOUBLE-DIGIT REBOUNDS	(-/-)
DOUBLE-DOUBLES	(-/-)

### REID'S CAREER STATS

SEASON	TEAM	GP-GS	MIN/AVG	Field Goals		3-Point		F-Throws		Rebounds				Scoring		
				FG-FGA	FG%	3FG-3FGA	3FG%	FT-FTA	FT%	OFF	DEF	TOT	AVG	PF-FO	A	TO

**NO APPEARANCES YET THIS SEASON**



# 14 • MASSAL DIOUF

6-9 • 240 • Sophomore - 1L • Forward

Gouda, Netherlands (Western Canada Prep Academy)

### SEASON HIGHS

POINTS	10 at Oregon State (12/17/23)
REBOUNDS	8 at Oregon State (12/17/23)
ASSISTS	1 (3x) last vs Prairie View A&M (12/28/23)
STEALS	1 at Texas St. (11/17/23)
BLOCKS	4 at Oregon State (12/17/23)
FG MADE	5 at Oregon State (12/17/23)
FG ATT.	6 at Oregon State (12/17/23)
FT MADE	1 (4x) last vs Army West Point (12/21/23)
FT ATT.	3 vs UAFS (12/10/23)

### CAREER HIGHS

POINTS	10 at Oregon State (12/17/23)
REBOUNDS	8 at Oregon State (12/17/23)
ASSISTS	1 (4x) last vs Prairie View A&M (12/28/23)
STEALS	1 (4x) last at Texas St. (11/17/23)
BLOCKS	4 at Oregon State (12/17/23)
FG MADE	5 at Oregon State (12/17/23)
FG ATT.	6 at Oregon State (12/17/23)
FT MADE	4 at Western Ky. (2/2/23)
FT ATT.	6 at Western Ky. (2/2/23)

(SEASON/CAREER)

DOUBLE-DIGIT SCORING	(1/1)
DOUBLE-DIGIT REBOUNDS	(-/-)
DOUBLE-DOUBLES	(-/-)

### DIOUF'S CAREER STATS

SEASON	TEAM	GP-GS	MIN/AVG	Field Goals		3-Point		F-Throws		Rebounds				Scoring						
				FG-FGA	FG%	3FG-3FGA	3FG%	FT-FTA	FT%	OFF	DEF	TOT	AVG	PF-FO	A	TO	BLK	STL	PTS	AVG
2022-23	UTSA	27-21	291/10.8	17-40	.425	0-0	.000	19-28	.679	29	44	73	2.7	54-3	1	18	6	3	53	2.0
2023-24	UTSA	13-0	118/9.0	14-22	.636	0-0	.000	4-12	.333	8	21	29	2.2	29-1	3	4	9	1	32	2.5
<b>TOTAL</b>		<b>40-21</b>	<b>409/10.2</b>	<b>31-62</b>	<b>.500</b>	<b>0-0</b>	<b>.000</b>	<b>23-40</b>	<b>.575</b>	<b>37</b>	<b>65</b>	<b>102</b>	<b>2.6</b>	<b>83-4</b>	<b>4</b>	<b>22</b>	<b>15</b>	<b>4</b>	<b>85</b>	<b>2.1</b>





# 20 • JUAN REYNA

6-3 • 185 • Junior - TR • Guard

San Antonio, Texas (Duncanville HS/Alabama State/Campbell)

### SEASON/CAREER HIGHS

POINTS	-
REBOUNDS	-
ASSISTS	-
STEALS	-
BLOCKS	-
FG MADE	-
FG ATT.	-
3FG MADE	-
3FG ATT.	-
FT MADE	-
FT ATT.	-

(SEASON/CAREER)	
DOUBLE-DIGIT SCORING	(-/-)
DOUBLE-DIGIT REBOUNDS	(-/-)
DOUBLE-DOUBLES	(-/-)

### REYNA'S CAREER STATS

SEASON	TEAM	GP-GS	MIN/AVG	Field Goals		3-Point		F-Throws		Rebounds				Scoring								
				FG-FGA	FG%	3FG-3FGA	3FG%	FT-FTA	FT%	OFF	DEF	TOT	AVG	PF-FO	A	TO	BLK	STL	PTS	AVG		
2021-22	ALST	27-10	586/21.7	74-174	.425	44-109	.404	43-49	.878	10	33	43	1.6	47-0	27	45	1	10	235	8.7		
2022-23	Campb	30-2	479/16.0	53-137	.387	22-73	.301	30-40	.750	6	27	33	1.1	40-0	27	23	1	17	158	5.3		
<b>TOTAL FOR UTSA</b>		<b>0-0</b>	<b>0/0.0</b>	<b>0-0</b>	<b>.000</b>	<b>0-0</b>	<b>.000</b>	<b>0-0</b>	<b>.000</b>	<b>0</b>	<b>0</b>	<b>0</b>	<b>0.0</b>	<b>0-0</b>	<b>0</b>	<b>0</b>	<b>0</b>	<b>0</b>	<b>0</b>	<b>0</b>	<b>0</b>	<b>0</b>
<b>TOTAL</b>		<b>57-12</b>	<b>1065/18.7</b>	<b>127-311</b>	<b>.408</b>	<b>66-182</b>	<b>.363</b>	<b>73-89</b>	<b>.820</b>	<b>16</b>	<b>60</b>	<b>76</b>	<b>1.3</b>	<b>87-0</b>	<b>54</b>	<b>68</b>	<b>2</b>	<b>27</b>	<b>393</b>	<b>6.9</b>		

**NO APPEARANCES YET THIS SEASON**



# 21 • PJ CARTER

6-5 • 175 • Junior - TR • Guard

Atlanta, Ga. (Langston Hughes HS/Campbell/Georgia Highlands)

### SEASON HIGHS

POINTS	17 vs UIW (11/25/23)
REBOUNDS	5 vs UAFS (12/10/23)
ASSISTS	5 vs UAFS (12/10/23)
STEALS	2 vs UAFS (12/10/23)
BLOCKS	1 (2x) vs Jax State (11/24/23), vs UAFS (12/10/23)
FG MADE	7 vs UIW (11/25/23)
FG ATT.	14 vs UIW (11/25/23)
3FG MADE	3 at Little Rock (12/13/23)
3FG ATT.	6 at Little Rock (12/13/23)
FT MADE	3 (2x) at Minnesota (11/10/23), at Lamar (11/14/23)
FT ATT.	4 at Minnesota (11/10/23)

### CAREER HIGHS

POINTS	17 vs UIW (11/25/23)
REBOUNDS	5 vs UAFS (12/10/23)
ASSISTS	5 vs UAFS (12/10/23)
STEALS	2 vs UAFS (12/10/23)
BLOCKS	1 (3x) last vs UAFS (12/10/23)
FG MADE	7 vs UIW (11/25/23)
FG ATT.	14 vs UIW (11/25/23)
3FG MADE	3 at Little Rock (12/13/23)
3FG ATT.	6 at Little Rock (12/13/23)
FT MADE	3 (2x) at Minnesota (11/10/23), at Lamar (11/14/23)
FT ATT.	4 at Minnesota (11/10/23)

(SEASON/CAREER)	
DOUBLE-DIGIT SCORING	(5/5)
DOUBLE-DIGIT REBOUNDS	(-/-)
DOUBLE-DOUBLES	(-/-)

### CARTER'S CAREER STATS

SEASON	TEAM	GP-GS	MIN/AVG	Field Goals		3-Point		F-Throws		Rebounds				Scoring						
				FG-FGA	FG%	3FG-3FGA	3FG%	FT-FTA	FT%	OFF	DEF	TOT	AVG	PF-FO	A	TO	BLK	STL	PTS	AVG
2020-21	Campb	12-0	49/4.1	6-15	.400	2-7	.286	3-4	.750	1	5	6	0.5	7-0	4	4	0	1	17	1.4
2021-22	Campb	4-0	19/4.7	3-5	.600	0-2	.000	0-2	.000	1	2	3	0.8	0-0	0	0	1	1	6	1.5
2023-24	UTSA	13-0	264/20.3	40-98	.408	14-39	.359	9-15	.600	5	18	23	1.8	13-0	12	13	2	7	103	7.9
<b>TOTAL FOR UTSA</b>		<b>13-0</b>	<b>264/20.3</b>	<b>40-98</b>	<b>.408</b>	<b>14-39</b>	<b>.359</b>	<b>9-15</b>	<b>.600</b>	<b>5</b>	<b>18</b>	<b>23</b>	<b>1.8</b>	<b>13-0</b>	<b>12</b>	<b>13</b>	<b>2</b>	<b>7</b>	<b>103</b>	<b>7.9</b>
<b>TOTAL</b>		<b>29-0</b>	<b>332/11.4</b>	<b>49-118</b>	<b>.415</b>	<b>16-48</b>	<b>.333</b>	<b>12-21</b>	<b>.571</b>	<b>7</b>	<b>25</b>	<b>32</b>	<b>1.1</b>	<b>20-0</b>	<b>16</b>	<b>17</b>	<b>3</b>	<b>9</b>	<b>126</b>	<b>4.3</b>





# 22 • CHRISTIAN TUCKER

6-3 • 178 • Junior - 2L • Guard  
Chandler, Ariz. (Gilbert Perry HS)

### SEASON HIGHS

POINTS	23 at Little Rock (12/13/23)
REBOUNDS	5 at Houston Christian (11/20/23)
ASSISTS	11 vs Lamar (11/30/23)
STEALS	3 (2x) at Minnesota (11/10/23), vs UAFS (12/10/23)
BLOCKS	2 vs Prairie View A&M (12/28/23)
FG MADE	6 (2x) vs Jax St. (11/24/23), at Little Rock (12/13/23)
FG ATT.	12 at Texas St. (11/17/23)
3FG MADE	4 (2x) vs UAFS (12/10/23), at Little Rock (12/13/23)
3FG ATT.	7 vs UAFS (12/10/23)
FT MADE	12 vs Western Ill. (11/6/23)
FT ATT.	15 vs Western Ill. (11/6/23)

### CAREER HIGHS

POINTS	23 at Little Rock (12/13/23)
REBOUNDS	9 vs Dallas Christian (1/3/22)
ASSISTS	11 vs Lamar (11/30/23)
STEALS	4 at FIU (2/25/23)
BLOCKS	2 (2x) vs Lamar (11/24/21), PVAMU (12/28/23)
FG MADE	6 (2x) vs Jax St. (11/24/23), at Little Rock (12/13/23)
FG ATT.	14 at Charlotte (1/15/22)
3FG MADE	4 (2x) vs UAFS (12/10/23), at Little Rock (12/13/23)
3FG ATT.	7 (2x) at Charlotte (1/15/22), vs UAFS (12/10/23)
FT MADE	12 vs Western Ill. (11/6/23)
FT ATT.	15 vs Western Ill. (11/6/23)

(SEASON/CAREER)

DOUBLE-DIGIT SCORING	(10/17)
DOUBLE-DIGIT REBOUNDS	(-/-)
DOUBLE-DOUBLES	(1/1)
5+ ASSISTS	(7/10)

### TUCKER'S CAREER STATS

SEASON	TEAM	GP-GS	MIN/AVG	Field Goals		3-Point		F-Throws		Rebounds				Scoring						
				FG-FGA	FG%	3FG-3FGA	3FG%	FT-FTA	FT%	OFF	DEF	TOT	AVG	PF-FO	A	TO	BLK	STL	PTS	AVG
2021-22	UTSA	26-6	383/14.7	24-81	.296	5-30	.167	33-43	.767	4	39	43	1.7	31-0	29	29	7	11	86	3.3
2022-23	UTSA	30-6	451/15.0	41-85	.482	9-26	.346	52-67	.776	9	37	46	1.5	40-1	41	32	7	14	143	4.8
2023-24	UTSA	13-13	417/32.1	45-105	.429	16-42	.381	67-77	.870	7	35	42	3.2	36-0	69	26	4	14	173	13.3
<b>TOTAL</b>		<b>69-25</b>	<b>1250/18.1</b>	<b>110-271</b>	<b>.406</b>	<b>30-98</b>	<b>.306</b>	<b>152-187</b>	<b>.813</b>	<b>20</b>	<b>111</b>	<b>131</b>	<b>1.9</b>	<b>107-1</b>	<b>139</b>	<b>87</b>	<b>18</b>	<b>39</b>	<b>402</b>	<b>5.8</b>

