

• 2023-24 UTSA ROADRUNNERS WOMEN'S BASKETBALL •

| UTSA at Florida Atlantic | January 10, 2024 | FAU Arena |

#CASHIN • #BIRDSUP • #LETSGO210

GOUTSA.COM



2023-24 SCHEDULE AND RESULTS

THE MATCHUP

HEAD-TO-HEAD

NOVEMBER

6	at Arizona State	L, 55-70
10	New Mexico State	W, 58-55
15	at A&M-Corpus Christi	W, 66-59 (OT)
18	at UT Arlington	W, 70-66
20	at Texas Tech	L, 58-63
25	at Sam Houston State	W, 63-56
30	Texas State	L, 57-65 (OT)

DECEMBER

3	UTEP	W, 90-66
14	Houston	L, 64-66
17	at Oregon	L, 48-61
19	at Seattle U	W, 75-64
30	at Temple *	L, 78-51

JANUARY

2	at East Carolina *	L, 54-82
6	Wichita State *	W, 74-60
10	at FAU *	6 p.m.
14	Charlotte *	2 p.m.
16	USF *	6:30 p.m.
21	at UAB *	1 p.m.
27	at SMU *	2 p.m.
31	North Texas *	6:30 p.m.

FEBRUARY

4	Tulane *	2 p.m.
11	UAB *	1 p.m.
14	at Tulsa *	6:30 p.m.
18	at North Texas *	2 p.m.
22	Temple *	6:30 p.m.
25	FAU *	1 p.m.
28	at Memphis *	7 p.m.

MARCH

5	Rice *	6:30 p.m.
9-13	AAC Championships	TBD

• The UTSA women's basketball team will be in Boca Raton on Wednesday, with a 6 p.m. C.T. American Athletic Conference matchup scheduled against Florida Atlantic inside FAU Arena.

• The Roadrunners (7-7, 1-2 AAC) are coming hot off their first American Athletic Conference victory, using an incredible performance by redshirt junior Elyssa Coleman to take down Wichita State, 74-60.

• The Owls (5-9, 0-3 AAC) are looking to snap a four-game losing streak and find their first conference win after suffering losses to UAB, SMU, and North Texas to open league play.

• FAU, however, boasts two of The American's top-ranked players, with Janeta Rozentale dominating on the glass, with 9.4 rpg rankings second in the AAC and Mya Perry's three-point percentage of 42.7% sitting second as well.

• Aniya Hubbard leads the team with 18.2 ppg, while Jada Moore logs 11.9 ppg, and Perry 11.8 ppg.

• Devyn Scott and Rose Caverly have racked up the assists for the Owls, as Scott dished out 28 and Caverly 27.

• Additionally, Moore tops the team in steals, swiping 15, and Dyllan Hanna's 15 blocks represent the most on the squad.

Wednesday, Jan. 10 | 6 p.m. CT
Boca Raton, Florida
UTSA at Florida Atlantic

63.6	POINTS PER GAME	58.6
64.6	OPP. POINTS PER GAME	63.4
46.0	REBOUNDS PER GAME	39.2
+11.2	REBOUNDING MARGIN	+1.4
39.2	FIELD GOAL PCT.	38.1
26.4	3-POINT PCT.	30.7
63.0	FREE THROW PCT.	61.8
13.2	ASSISTS PER GAME	9.4
19.2	TURNOVERS PER GAME	17.1
6.6	STEALS PER GAME	5.7
5.1	BLOCKED SHOTS PER GAME	2.4

UTSA Roadrunners	
Overall Record.....	7-7
American Athletic Conference Record.....	1-2
Home Record.....	3-2
Away Record.....	4-5
Neutral Record.....	0-0
2022-23 Record / C-USA Finish.....	13-19, 9-11 / 6th

Florida Atlantic Owls	
Overall Record.....	5-9
American Athletic Conference Record.....	0-3
Home Record.....	3-3
Away Record.....	2-5
Neutral Record.....	0-1
UTSA All-Time vs Florida Atlantic.....	8-8
at UTSA.....	4-3
at FAU.....	2-5
Current Streak.....	W2

WHERE TO WATCH: ESPN+

www.goutsa.com/wbblive
Frank Forte (play-by-play)
Natalie Kalibat (analyst)


GAME COVERAGE

Stats: goutsa.com/wbbstats
X (Twitter): @UTSAWBB
Instagram: @UTSA_WBB

WHERE TO LISTEN: THE BULL 93.3

www.goutsa.com/wbbradio
Neal Raphael (play-by-play)
The iHeartRadio app

PREVIOUS STARTERS: 74-60 WIN VS WICHITA STATE



All Times Central | Home Games in Bold | AAC Games *

WE ARE UTSA

When referencing University of Texas at San Antonio Athletics, please use the acronym **UTSA** and the nickname **ROADRUNNERS**. Please refrain from using UT-San Antonio, Texas-San Antonio, UT-SA, Lady Roadrunners or any other variation.

QUICK FACTS

Institution Name..... The University of Texas at San Antonio (UTSA)
 Location.....San Antonio, Texas
 Founded..... 1969
 Enrollment..... 34,864
 Nickname..... Roadrunners
 School Colors Navy Blue (PMS 289), Orange (PMS 1665), White
 Arena (Capacity)..... Convocation Center (2,650)
 Year Opened..... 1975
 Conference..... American Athletic Conference
 President.....T. Taylor Eighmy, Ph.D. (Tufts, 1980)
 Vice President/Athletics Director..... Lisa Campos (Colorado State)
 Athletic Department Phone..... 210.458.4161
 Ticket Office Phone.....210.458.UTSA (8872)

TEAM INFORMATION

2022-23 Overall Record..... 13-19
 Home / Away / Neutral.....8-4/ 3-12 / 2-3
 Conference Record/Finish (Conference USA).....9-11/6th
 Letterwinners Returning/Lost..... 11/3
 Starters Returning/Lost.....5/0
 Newcomers..... 5

HISTORY

First Year of Basketball..... 1981-82
 All-Time Record (pct.).....547-627 (.466)
 All-Time AAC Record (pct.).....1-2 (.333)
 Conference Regular Season Championships..... 2
 2002-03 (Southland Conference) • 2008-09 (Southland Conference)
 Conference Tournament Championships..... 2
 2008 (Southland) • 2009 (Southland)
 NCAA Tournament Appearances/Record..... 2/0-2 (.000)
 2008 • 2009
 Last NCAA Postseason Opponent/Result..... 2009
 Lost to No. 2 seed Baylor, 87-82 OT (March 22, 2009)

COACHING STAFF

Head Coach.....Karen Aston (Third season - Little Rock, 1987)
 Record at UTSA (Years).....27-49 (Third season)
 Career Record (Years).....312-195(16th season)
 Assoc. Head Coach.....Jamie Carey (third season - Texas, 2004)
 Assistant Coaches.....Empress Davenport (third season - Texas, 2016)
 Cameron Miles (third season - San Diego, 2004)
 Dir./WBB Operations.....Chantel Govan (First season - UTSA, 2022)
 Player Development.....Sophia Ramos (First Season - San Diego St., 2022)
 Graduate Assistant..... Angel Almaguer (First season - UTSA , 2022)

ATHLETICS COMMUNICATIONS

Associate Athletics Director/Communications..... Kyle Stephens
 Associate Director [MBB Contact]..... Michael Stambaugh
 Assistant Director [WBB Contact]..... Ryan Smith
 Assistant Director..... Alma Solis
 Smith's Email Address..... ryan.smith2@utsa.edu
 Smith's Cell Phone..... 361.442.9600
 Website..... goutsa.com
 General Athletics X (Twitter)..... @UTSAathletics
 Women's Basketball X (Twitter)..... @UTSAWBB
 Women's Basketball Instagram.....@UTSA_WBB

ROADRUNNER NOTES AND NEWS

LAST TIME OUT

- The Roadrunners (7-7, 1-2 AAC) are coming hot off their first American Athletic Conference victory, using an incredible performance by redshirt junior Elyssa Coleman to take down Wichita State, 74-60.
- Coleman scored 32 points at a 70% clip in the win while hauling in 19 rebounds.
- She became the first member of the squad to record that many boards since 2016, tying her for the fifth-best single-game performance in school history.
- Her 32 points are also tied for the 10th-best single-game performance in the program's history.
- Also aiding in the victory, sophomore Sidney Love charted 16 points to go with six assists, while senior Kyra White scored 12, hauled in nine rebounds, and dished out eight dimes.

'RUNNERS IN THE RANKINGS

- As of 1/8 Coleman, Love, and White all serve as league leaders, with Coleman swatting 25 shots for the most in the AAC.
- Love maintains the best free throw percentage in the conference, converting at an 83.7% clip, and White plays the most minutes per game, averaging 34.7 mpg.
- All three maintain double-digit point averages as Coleman paces the team with 11.9 ppg, while Love records 11.3 ppg and White 10.7 ppg.
- Coleman also serves as the team's leading rebounder with 7.9 rpg, helping UTSA average 46.0 rpg as a team, the 11th-highest figure across the NCAA.
- The Roadrunners also lead the league and rank 15th nationally in rebound margin, collecting 11.2 more boards than the opposition, and their 5.1 blocks per game statistic sits 21st nationally.

2023-24 WOMEN'S BASKETBALL ROSTER

#	Name	Pos	Ht	Yr.	Hometown • High School / Previous School
0	Elyssa Coleman	F	6-3	R-Jr.-2L	Houston, Texas/Atascocita HS/Texas
1	Hailey Atwood	G	5-8	GS. -2L	Austin, Texas/Bowie HS/Blinn CC
2	Alexis Parker	G	5-9	So.-1L	San Antonio, Texas/Brandeis HS
3	Emma Lucio	G	5-9	Fr.-HS	Edinburg, Texas / Robert Vela HS
4	Siena Guttadauro	G	5-6	So.-2L	San Jose, Calif./Archbishop Mitty HS
5	Madison Cockrell	G	5-4	So.-1L	Dallas, Texas/Bishop Lynch HS
11	Sidney Love	G	5-8	So.-1L	Cibolo, Texas/Steele HS
12	Aysia Proctor	G	5-8	Fr.-HS	Schertz, Texas / Samuel Clemens HS
13	Sarai Estupiñan	G	5-5	Jr.-TR	Cedar Park, Texas / St. Mary's (TX) / Tallahassee CC
20	Maya Linton	F	6-0	So.-1L	Duncanville, Texas/Duncanville HS
21	Cheyenne Rowe	F	6-2	So.-TR	Ajax, Ontatio / Bill Crothers Secondary School / JMU
22	Kyra White	G	5-9	Sr.-1L	Converse, Texas/Judson HS/Southern California
23	Kyleigh McGuire	F	5-10	Sr.-1L	Houston, Texas/Atascocita HS
25	Idara Udo	F	6-1	Fr.-HS	Plano, Texas / Plano East HS
30	Nissa Sam-Grant	C	6-4	Sr.-1L	Marietta, Ga./Wheeler HS/Panola CC
32	Jordyn Jenkins	F	6-0	Sr.-1L	Kent, Wash./Kentridge HS/Southern California

UTSA RECORD WHEN...

Category	H	R	N	O
Overall	3-2	4-7	0-0	7-7
Conference	1-0	0-2	0-0	1-2
Non-Conference	2-2	4-3	0-0	6-5
Overtime	0-1	1-0	0-0	1-1
Top-10 Opponents	0-0	0-0	0-0	0-0
Top-25 Opponents	0-0	0-0	0-0	0-0
Receiving Votes	0-0	0-0	0-0	0-0
Wear White	3-2	0-0	0-0	3-2
Wear Orange	0-0	2-2	0-0	2-2
Wear Navy	0-0	2-3	0-0	2-3
In November	1-1	3-2	0-0	4-3
In December	1-1	1-2	0-0	2-3
In January	1-0	0-1	0-0	1-1
In February	0-0	0-0	0-0	0-0
In March	0-0	0-0	0-0	0-0
Lead at Half	2-0	1-0	0-0	3-0
Trail at Half	1-2	2-5	0-0	3-6
Tied at Half	0-0	1-0	0-0	1-0
Decided by 1-4 Points	1-1	0-0	0-0	1-1
Decided by 5-9 Points	0-1	3-1	0-0	3-2
Decided by 10+ Points	2-0	1-4	0-0	3-4
Scoring 80+	1-0	0-0	0-0	1-0
Scoring 70-79	1-0	2-0	0-0	3-0
Scoring 60-69	0-1	2-0	0-0	2-1
Scoring 50-59	1-1	0-4	0-0	1-5
Scoring 0-49	0-0	0-1	0-0	0-1
Opp. Scoring 80+	0-0	0-1	0-0	0-1
Opp. Scoring 70-79	0-0	1-1	0-0	1-1
Opp. Scoring 60-69	2-2	1-2	0-0	3-4
Opp. Scoring 50-59	1-0	2-1	0-0	3-1
Opp. Scoring 0-49	0-0	0-0	0-0	0-0
FG 50% or Higher	1-0	0-0	0-0	1-0
FG 40-49.9%	0-1	3-1	0-0	3-2
FG 39.9% or Lower	2-1	1-4	0-0	3-5
Opp. FG 50% or Higher	0-0	0-0	0-0	0-0
Opp. FG 40-49.9%	0-0	2-2	0-0	2-2
Opp. FG 39.9% or Lower	3-2	2-3	0-0	5-5
Better FG% than Opp.	3-2	3-1	0-0	6-3
FG% is Equal	0-0	0-0	0-0	0-0
Opp. Better FG%	0-0	1-4	0-0	1-4
FT 80% or Higher	1-0	0-1	0-0	1-1
FT 70-79.9%	0-1	2-0	0-0	2-1
FT 69.9% or Lower	2-1	2-4	0-0	4-5
Opp. FT 80% or Higher	1-1	0-0	0-0	1-1
Opp. FT 70-79.9%	1-0	1-3	0-0	2-3
Opp. FT 69.9% or Lower	1-1	3-2	0-0	4-3
Better FT% than Opp.	0-0	2-1	0-0	2-1
FT% is Equal	0-0	0-0	0-0	0-0
Opp. Better FT%	3-2	2-4	0-0	5-6
Outbounding Opp.	3-1	4-5	0-0	7-6
Rebounds are Equal	0-0	0-0	0-0	0-0
Outrebounded by Opp.	0-1	0-0	0-0	0-1
More Assists than Opp.	2-1	2-2	0-0	4-3
Assists are Equal	0-0	0-0	0-0	0-0
Fewer Assists than Opp.	1-1	2-3	0-0	3-4
Fewer TO than Opp.	1-0	2-0	0-0	3-0
Turnovers are Equal	0-0	0-0	0-0	0-0
More TO than Opp.	2-2	2-5	0-0	4-7
4+ in Double Figures	1-0	1-0	0-0	2-0
3 in Double Figures	1-2	2-2	0-0	3-4
2 in Double Figures	1-0	1-2	0-0	2-2
1 in Double Figures	0-0	0-1	0-0	0-1
Bench Scores More	0-1	2-4	0-0	2-5
Bench Points are Equal	1-0	0-0	0-0	1-0
Opp. Bench Scores More	2-1	2-1	0-0	4-2
More Fast Break Points	2-0	3-0	0-0	5-0
Fast Break Points are Equal	0-0	0-1	0-0	0-1
Fewer Fast Break Points	1-1	1-4	0-0	2-5
More Points in Paint	3-1	2-4	0-0	5-5
Points in Paint Equal	0-0	1-0	0-0	1-0
Fewer Points in Paint	0-1	1-1	0-0	1-2
Highest Scoring Quarter	10 / December 3, 2023 vs UTEP			
2Q	23 / December 19, 2023 at Seattle U			
3Q	26 / December 19, 2023 at Seattle U			
4Q	30 / November 25, 2023 at Sam Houston			
Lowest Scoring Quarters	8, 3x / December 17, 2023 at Oregon			
1Q	8 / November 25, 2023 at Sam Houston			
2Q	12, 2x / January 2, 2024 at East Carolina			
3Q	10 / December 19, 2023 at Seattle U			
4Q	25, 2x / January 2, 2024 at East Carolina			
1Q	29 / December 14, 2023 vs Houston			
2Q	22 / December 30, 2023 at Temple			
3Q	22 / December 19, 2023 at Seattle U			
4Q	8 / January 6, 2024 vs Wichita State			
1Q	11 / December 17, 2023 at Oregon			
2Q	9, 2x / December 14, 2023 vs Houston			
3Q	10, 2x / November 30, 2023 vs Texas State			
4Q	48 / December 3, 2023 vs UTEP			
Largest Halftime & Final Score	90 / December 3, 2023 vs UTEP			
Half	20, 2x / December 17, 2023 at Oregon			
Final	48 / December 17, 2023 at Oregon			
Lowest Halftime & Final Score	49 / November 6, 2023 at Arizona State			
Half	82 / January 2, 2024 at East Carolina			
Final	28, 3x / December 19, 2023 at Seattle U			
Opponent Largest Halftime & Final Score	55 / November 10, 2023 vs New Mexico State			
Half				
Final				

NOTES AND NEWS CONT.

CROWN HER

- Redshirt junior Elyssa Coleman was phenomenal against Wichita State on Jan. 6, logging a career-high double-double
- She scored 32 points at a 70% clip while hauling in 19 rebounds
- Coleman became the first member of the squad to record at least 19 rebounds since 2016, tying her for the fifth-best single-game performance in school history.
- Her 32 points are also tied for the 10th-best single-game performance in the program's history.
- As of 1/6, she's been the AAC's leader in blocks with 25, helping UTSA to the 22nd highest blocks per game total in the NCAA (5.1 bpg), and is the Roadrunner's top rebounder, with 7.9 rpg, propelling UTSA to the 11th-best rebounds per game average in the NCAA (46.0 rpg).
- Coleman also serves as UTSA's all-time blocking leader, swatting 120 shots across her career.

FIRST OF MANY

- On Jan. 6, 2024, UTSA won it's first ever American Athletic Conference contest, routing Wichita State 74-60 inside of the Convocation Center
- Redshirt junior Elyssa Coleman propelled the squad to victory with 32 points and 19 rebounds, while sophomore Sidney Love scored 16 and senior Kyra White 12
- As a team, UTSA recorded 12 more rebounds than the opposition, helping achieve 24 second-chance points and 36 points in the paint.

ON THE DOUBLE

- Sophomore Maya Linton recorded UTSA's first double-double of the season on Nov. 18, 2023 against UTA, freshman Aysia Proctor the second on Dec. 17 and redshirt junior Elyssa Colman on Jan. 6 against Wichita State
- Linton scored a career-high 15 points to go along with 10 rebounds in a 70-66 victory over the Lady Mavs
- Proctor charted a career-best 20 points to go with 11 rebounds in a 61-48 loss to Oregon in Eugene
- Coleman was incredible against the Shockers, logging a career-high 32 points and a whopping 19 rebounds

SHE'S ON A ROLL

- Senior Kyra White, sophomore Sidney Love, freshman Aysia Proctor and redshirt junior Elyssa Coleman have now each been selected for the American Athletic Conference's Weekly Honor Roll
- White was recognized on 11/20 after delivering a pair of solid performances in road victories against TAMUCC and UT Arlington.
- First, White dropped 18 points to go with six rebounds and five assists while propelling the squad to a 15-point come-from-behind victory over the Islanders.
- Later in the week, she added five more points to her total, hauling in six boards and dishing off six assists in a 70-66 win against the Lady Mavs.
- On the week, she swatted a shot and swiped a steal, all while averaging the most assists per game in the league at 5.50.
- Love was chosen on 11/27 after leading the Roadrunners in scoring

NOTES AND NEWS CONT.

on the week, first dropping 18 points at a .500 clip against Texas Tech.

- She then scored 12 more in a victory over Sam Houston, allowing her to average 15.0 ppg, to go along with 10 rebounds, and two assists.
- Love shot an efficient 47.6% and went 8-for-9 from the charity stripe.
- Defensively, she boasted a block and swiped five steals.
- Proctor was selected on 12/18 after averaging 19.5 ppg to go with 8.0 rpg after coming off the bench against Houston and Oregon .
- She first went 9-for-11 from the field for 19 points and five rebounds against the Cougars before logging a career-high 20 points and 11 rebounds against the Ducks on the road.
- Her double-double in the matchup with Oregon represented the first of her collegiate career.
- Coleman was awarded on 12/26 after posting 18 points and nine rebounds in a 75-64 victory over Seattle U and against on 1/6 after averaging 21.5 ppg and 11.5 rpg across contests against East Carolina and Wichita State

FRESHMAN PHENOM

- The American Athletic Conference recognized Idara Udo on 12/26/23, selecting the Plano, Texas native as their Freshman of the Week after she delivered a solid shift off the bench in a 75-64 victory over Seattle U.
- Udo helped UTSA best the Redhawks to the tune of 15 points, nine rebounds, and two assists while going an incredibly efficient 62.5% from the field.
- The Roadrunners last boasted a Freshman of the Week on Nov. 22, 2021, after Elyssa Coleman claimed the C-USA accolade, dropping 14 points and 12 rebounds across a 66-60 win over UIW.
- Udo's accomplishment marks the first occasion in which a UTSA women's basketball player was honored since joining The American.

ENTERING LEAGUE PLAY

- The Roadrunners enter their inaugural American Athletic Conference slate after going 6-5 across the teleconference slate
- UTSA will enter league play with a postie record for the first time since the 2013-14 campaign, when the team went 10-5 before kick-starting the C-USA slate
- The 'Runners bested New Mexico State, Texas A&M-Corpus Christi, UT Arlington, Sam Houston State, UTEP, and Seattle U, while falling to Arizona State, Texas Tech, Texas State, Houston and Oregon
- UTSA went 2-2 inside the Convocation Center, and 4-3 on the road

CLOSE BUT NO CIGAR

- The Roadrunners came close to making history on Dec. 14th as they fell to Houston, 66-64
- After trailing by as much as 22 points late in the second quarter a Sidney Love three-pointer put UTSA down two with 12 seconds remaining in the contest
- Houston, however, prevailed and the comeback fell short in what would have represented the largest deficit overcome in school history
- A 22 point comeback would also have tied UTSA for the 13th largest deficit overcome in the history of NCAA Division I Women's Hoops

90'S KIDS

- The Roadrunners scored 90 points on Dec. 3, 2023 in a victory over UTEP, marking the first time a UTSA squad has reached the benchmark since accomplishing the feat since a 97-47 win against Sul Ross State on Nov. 10, 2017
- The 24-point win represents the largest margin of victory in the Karen Aston era at UTSA.
- Redshirt junior Elyssa Coleman was an incredibly efficient 11-for-13, scoring a career-high 23 points and helping the team shoot 58% from the field.
- The squad also sunk eight three-pointers for their highest total of the season.
- Along with Coleman, sophomore Sidney Love posted 16 points, marking her sixth straight game achieving the feat, while classmate Siena Guttadauro and senior Kyra White each charted 12.

THE QUEEN OF THE COURT

- Redshirt junior Elyssa Coleman became the Roadrunners all-time blocking leader on 11/25/23 after she swatted three shots against Sam Houston
- On that day, she recorded her 106th block wearing a UTSA uniform, allowing her to surpass the previous record of 105 that was held by Whitney Wright who played for the Roadrunners from 2009-2013
- Coleman's 57 blocks across the 2022-23 campaign helped propel her towards this award and is currently tied with Kim Duncan for the second-best single season mark

WELCOME TO THE BLOCK PARTY

- The Roadrunners recorded the sixth-most blocks per game in the NCAA through the first month of the season, swatting 6.9 shots each time out
- Senior Elyssa Coleman heavily aided that figure, with 16 swats leading the American Athletic Conference and ranking 21st across the NCAA
- Not far behind, freshman Idara Udo ranked third in the American with 12 blocks and senior Kyra White sixth, logging 10.

IT'S A LOVE STORY

- Sidney Love had recorded double-digit scoring performances in seven consecutive contests dating from 11/15/23-12/14/23
- She first scored 10 points in a matchup with Texas A&M-Corpus Christi, before working a career-high 26 points against UT Arlington, dropping 18 on Texas Tech and 12 on Sam Houston
- Love then added 11 against Texas State and 16 against UTEP increasing her streak to six
- The streak concluded with a 13 point performance against Houston on Dec. 14

OFF TO A HOT START

- UTSA opened the season going 3-1 and using wins over New Mexico State, Texas A&M-Corpus Christi, and UT Arlington to capture a three-game winning streak
- The last time the Roadrunners started the season 3-1 against NCAA Division I opponents was the 2012-13 campaign
- That squad earned wins over UTRGV, Texas A&M-Corpus Christi and Austin Peay, while falling to Wichita State en route to a 16-14 overall record with a 10-8 mark in conference play

NOTES AND NEWS CONT.

FABULOUS FRESHMEN

- In their first week of collegiate competition, freshmen Idara Udo and Aysia Proctor delivered stellar performances
- Udo lead the AAC in rebounds per game on the first week of competition after averaging 10 rpg despite coming off the bench.
- She first scored 10 points and hauled nine boards in against Arizona State before snagging 11 rebounds in a win against New Mexico State.
- Additionally, she swiped two steals and swatter four shots, including a last-second block to secure a 58-55 victory over the Aggies.
- Proctor shot 75% from the field, scoring 21 points across the games against Arizona State and New Mexico State. In addition to her offensive success, she swiped a steal and hauled in 12 rebounds off the bench.

RUN IT BACK

- 11 Roadrunners are back in Navy and Orange, as the team graduated Queen Ulabo, Kennedy Harrell, and Deborah Nwakamma
- A star-studded cast returns with Jordyn Jenkins, Hailey Atwood, Kyra White, Sidney Love and Elyssa Coleman all slated to be back in action
- Jenkins represents the reigning C-USA Player and Newcomer of the Year, while Love was an All-Freshman team selection and Coleman an All-Defensive pick
- Rounding out the group, Atwood was crowned the C-USA Scholar Athlete of the Year and White an All-Texas Honorable Mention by Dave Campbell Texas Basketball
- Other returnees include sophomores Alexis Parker, Siena Guttadauro, Madison Cockrell, and Maya Linton, along with seniors Kyleigh McGuire and Nissa Sam-Grant

ALL ABOARD THE ASTON EXPRESS

- Five newcomers inked with UTSA ahead of the 2023-24 season; two entering the Alamo City via the portal and three true freshmen
- Notably, sophomore Cheyenne Rowe transferred in from James Madison where she was crowned Sun Belt Champion after appearing in 16 games for the Dukes.
- Also transferring into UTSA, junior Sarai Estupiñan has spent time with both St. Mary's (TX) and Tallahassee CC
- Guards Emma Lucio and Aysia Proctor joins as well, along with forward Idara Udo

INTO THE AMERICAN

- The Roadrunners are set to embark on their inaugural season as a member of the American Athletic Conference
- UTSA went 44-107 in the C-USA era, and last won a championship as a member of the Southland
- The 'Runners were the 2002-03 SLC Regular Season Champs, and won the league again in 2008-09
- The program has won two SLC Tournaments in its history, punching its ticket to the NCAA Tournament in 2008 and 2009

FAST FACTS

#0 - ELYSSA COLEMAN

- 2022-23 C-USA All-Defensive Team selection...appeared in 32 games with 30 starts...averaged 9.3 ppg at a 44.6% shooting clip...logged 26.8 MPG, collecting 6.6 RPG and 57 blocks
- 2021-22: Played in 30 games with 18 starts...averaged 7.9 ppg and 4.9 rpg...led the team in field goals made (99) and blocked shots (38)...named C-USA Freshman of the Week on Nov. 21
- Transferred from the University of Texas...did not play due to injury...part of the Elite Eight team of 2021...in high school, ranked No. 12 forward in the class of 2020, according to ESPNW...played in 132 games and averaged 10.8 points, 8.1 rebounds, 2.1 blocks and 1.1 steals per game...named to the TABC Class 6A All-State Team and the District 22-6A Most Valuable Player in 2020
- Born on Feb. 27, 2002...daughter of Lorna and Quintin Coleman...has one brother, Jacody who played football at Iowa and Lamar...Pursuing a degree in sociology

#1 - HAILEY ATWOOD

- 2022-23: Was named the 2022-23 C-USA Scholar Athlete of the Year...C-USA All-Academic selection...2022-23 Teammate of the Year by Team IMPACT...appeared in 31 games with 20 starts...averaged 21.9 mpg, 4.1 ppg, 3.2 rpg, and 1.2 apg...shot 40.1% from the field
- 2021-22: Played in 27 games with 12 starts...averaged 3.4 points and 4.3 rebounds per game
- Transferred from Blinn College...played in 24 games as a sophomore, with 18.5 points, 7.0 rebounds and 2.7 assists per game...as a freshman earned NJCAA Academic All-America honors...attended Bowie High School
- Born on Dec. 27, 2000...daughter of Jennifer Atwood...has two brother, Trey Thomson and Carter Lewis...has two sisters, Avery and Aubrey Lewis

#2 - ALEXIS PARKER

- 2022-23: Participated in 21 games, averaging 12.7 MPG...posted 43 points at a 38.1% clip...hailed in 27 rebounds, dishing out 14 assists and swiping 10 steals
- Played four years at Brandeis High School...helped the Broncos to three playoff runs, including a fifth-round playoff appearance her sophomore season...three-time first-team all-academic honoree, three-time first-team all-district honoree, first-team all-area member and earned all-state accolades
- Born on Sept. 15, 2003...daughter of Cedrick and Jessica...sister of Cedrick Jr. and London...pursuing a degree in kinesiology, with a minor in biology

#3 - EMMA LUCIO

- Joins the Roadrunners from Robert Vela High School in Edinburg, Texas...named the District Newcomer of the Year, Second Team All-District, and Third Team All-Valley as a freshman...earned First Team All-District and Second Team All-Valley during her sophomore year...named Co-Offensive Player of the Year, First Team All-District, All-Valley Defensive Team, All State Team, and All-City MVP as a junior...two-time district champion
- Daughter of Jessica Ann Lucio and Sergio Lucio Sr...six brothers, Stephen, Charles, Edgar, Eric, Jason, and Sergio Jr...two sisters, Korina and Allison...pursuing a degree in kinesiology with the goal to build her own fitness organization

#4 - SIENA GUTTADAURO

- 2022-23: Logged three starts and 24 appearances in her inaugural season, averaging 12.3 MPG...scored 52 points with 18 assists and 29 rebounds
- Clubbed with the San Jose Cagers, a premier organization that dons a 90 percent winning percentage...helped the Archbishop Mity Monarchs to three WCAL Championships and two CIF Championships...2022 state runners-up...part of the 2020 Northern California Championship team...made 2020 State Finals but the game was canceled due to the COVID-19 pandemic
- Born on Oct. 26, 2003...daughter of Joe and Rosella Guttadauro...has three brothers, Joey, Anthony and Dominic...father played soccer at Santa Clara and brother played football at Linfield...majoring in communications with the goal of becoming a sports broadcaster

#5 - MADISON COCKRELL

- 2022-23: Sixteen appearances with two starts...averaged 11.1 MPG with 3.3 PPG and 1.5 RPG...shot 39.1% from the field, including 33.3% from beyond the arc
- Four-year letter winner in high school, three of which at Bishop Lynch HS under coach Andy Zhilman...received District Defensive Player of the Year during her junior campaign...named First Team All-State in 2021 and All Tournament at the 2021 State Tournament where she helped the Friars to a state championship
- Born on Sept. 8, 2003...daughter of Milton and Daphne Cockrell...has one brother, Dylan...father played football at OSU and her mother played basketball and ran track at Southwestern Christian College...pursuing a degree in criminology with plans to attend law school

#11 - SIDNEY LOVE

- 2022-23: C-USA All-Freshman Team selection...25 games played and 20 starts with 29.5 MPG...logged a team-high 29 three-pointers...shot 42.8% from the field, including 37.0% from beyond the arc...dished out 58 assists...15 double-digit scoring games
- In high school was named named the 2022 Co-District MVP, a McDonald's All-American nominee and the Express-News Player of the Week all in her senior season...four-time academic all-district recipient, named District Defensive MVP her junior year, earned TGCA All-Star accolades and first-team all-district...helped the team become 2020 District Champions and Co-District Champions in 2021
- Born on Sept. 11, 2003...daughter of Kevin and Andrea Love...has two brothers, Kijana and Langston, and two sisters, Endaisia and Camille...her father played football for Texas A&M, her sisters, Endaisia and Camille, played soccer at Trinity and St. Mary's, respectively, and her brothers, Kijana and Langston played basketball at New Hampshire and Baylor...pursuing a degree in business management

#12 - AYSIA PROCTOR

- A local product from Samuel Clemens High School, Proctor was named to the All District First Team as a freshman in 2020...earned Texas Girls Coaches' Association All-State honors and Texas Association of Basketball Coaches All-Region honors in 2021...named to the 2021-22 UIL Girls All-Region Team...named to the All-District First Team in 2022
- Daughter of Bobby and Angela Proctor...father played basketball at the University of Colorado-Colorado Springs pursuing a degree in cyber security

#13 - SARAI ESTUPIÑAN

- Began her collegiate career at St. Mary's where she played in 10 games across the 2021-22 season...She averaged 2.6 ppg for the Rattlers, collecting eight steals and eight rebounds in 14.1 mpg...Estupiñan then transferred to Tallahassee CC where she was named Second-Team All-Panhandle Conference for her performance in the 2022-23 campaign...led TCC in scoring with 13.0 ppg, shooting 33.6% from the field
- Was a two-time First-Team All-District selection and named to the All-State Tournament team for Cedar Park High School...Helped the team win the 5A State Championship also earning Academic All-District honors along the way

#20 - MAYA LINTON

- 2022-23: Appeared in 27 games with 15.7 MPG...averaged 2.3 PPG, sinking shots at a 40.3% clip...hailed in 3.5 RPG
- Four-year letter winner at Duncanville High School...helped the Panthers to a Bi-District and area title...part of the Drive Nation 17U EYBL club team...received Defensive Player of the Year honors...awarded Second Team All-District and All-District Academic honors
- Daughter of Rose Fiomì...four sisters, Malia and McKenna Linton, Miranda Pohlman and Michaela Martinez...majoring in business

#21 - CHEYENNE ROWE

- Transfer from James Madison, Rowe appeared in 16 games as a freshman in the 2022-23 season...As a Duke, she averaged nine minutes and two points per game...She helped lead the team to a successful 26-8 season, winning the Sun Belt Tournament to earn an automatic bid into the NCAA Tournament
- A native of Ajax, Ontario, she played for the Canada U18 National Team at the 2022 FIBA Women's Americas where she won a silver medal...high school career included the 2019 Biosteel Girls Future MVP and Biosteel 2022 Team member...She represented Team Ontario in their U14 and U15 teams from 2017-19. Rowe was named First Team All-Star in U17 Canadian National Championships in 2019...She was also selected for Canadian National Assessment Camp.
- Rowe is the daughter of Waine Rowe and Hilary Chung-Rowe and has one sister, Ciara.

#22 - KYRA WHITE

- 2022-23: Named All-Texas Honorable Mention by Dave Campbell's Texas Basketball...started 28 games for the Roadrunners, averaging 33.2 MPG...led the team with 142 assists and 4.5 APG, the second-most in C-USA...third-most steals (24), blocks (27) and rebounds (160) on the team...averaged 7.9 PPG, shooting 33.7% from the field
- Transferred from the University of Southern California where she played the last three seasons...played in 77 games with 22 starts...scored 138 points, averaging 1.8 per game...also posted 131 rebounds, 49 steals, 25 blocks and 127 assists...a Converse Judson HS graduate where she was named the league MVP as a senior...was a three-time all-state first team honoree, selected 2016 league newcomer of the year and won the 2019 6A state championship...at Judson
- Born on Nov. 30, 2000...daughter of Christopher and Jennifer White...has two brothers, Jarehn and Isaac, and one sister, Cierra...her mother played softball at Texas Tech and her father played football at Texas A&M Commerce and in the Arena Football League for Houston in 2001. Also, her grandfather Rudy White played in the NBA for the Houston Rockets and Seattle Supersonics.

#23 - KYLEIGH MCGUIRE

- 2022-23: Appeared in 21 games averaging 4.4 MPG...scored 15 points with four assists, two blocks and a steal...shot 50% from the field
- 2021-22: Played in two games...named to the Conference USA Commissioner's Honor Roll.
- Named the 2020 District 22-6A Defensive Player of the Year, 2019 Offensive Player of the Year and the 2018 Most Improved Player at Atascocita HS
- Born on Nov. 12, 2001...daughter of Elisabeth Rasheed and Rasheed McGuire...one four brothers, Rasheed Jr., Angel, Christopher and Isaiah...also has two sisters, Kemaini and Jordyn...her stepdad ran track at TCU...biology major.

#23 - IDARA UDO

- Joins the UTSA family from Plano East High School...helped lead the Panthers to district championships in her sophomore and junior years...named Second Team All-District as a freshman and earned First Team honors her sophomore, junior, and senior year...named the Defensive Player of the Year as a sophomore and senior
- Daughter of Ituru Inim and Efrung Udo, one brother, Emem Udo and one sister Sema Udu...studying nursing

#23 - NISSA SAM-GRANT

- 2022-23: Did not appear
- Transferred from Panola College...previous played at Arkansas-Pine Bluff for two seasons...with the Golden Lions, Sam-Grant averaged 2.8 points, 4.6 rebounds and 1.6 blocks per game where she led the team in blocks and finished in the top four in the SWAC as a freshman...with the Ponies, the Toronto, Canada, native averaged 4.0 points, 5.0 rebounds and 1.8 blocks per game.
- Born on Nov. 30, 1999...daughter of Nigel Grant and Lisa Sam...three brothers, Tremaine, J'uel, and Kamal, one sister J'nae...majoring in multidisciplinary Studies

#23 - JORDYN JENKINS

- 2022-23: Conference USA Player of the Year...C-USA Newcomer of the Year...First-Team All-Conference...Became the third player in C-USA history to win all three awards and the first in 10 years...First Roadrunner to earn C-USA Player of the Year, also the first UTSA student-athlete to win four C-USA Player of the Week honors in a single season...awarded All-Texas First-Team by Dave Campbell's Texas Basketball...led the league with 659 points averaging 20.6 PPG at a 49.3% clip...659 points scored serves as the UTSA school record...79.0% free throw shooter...7.5 RPG and 1.3 SPG...posted nine double-doubles...career-high 40 points on Feb. 20 against North Texas, cementing a trilling 68-67 overtime victory on 12-for-20 shooting and a 13-for-16 performance at the charity stripe
- Transferred from the University of Southern California where she played for the last two seasons...played in 41 games with 35 starts after missing eight games during her debut season due to injury...scored 478 points, leading USC in scoring in the 2021-22 season with 384...also posted 236 rebounds, 36 steals, 31 blocks and 41 assists...as a sophomore in 2021-22, Jenkins starred for the Trojans, earning All Pac-12 honors and was tabbed Pac-12 Co-Most Improved Player after averaging a team-leading 14.8 points, 6.7 rebounds and 1.5 assists per game
- Kentridge High School graduate where she was a three-time all-state first-team honoree...helped her team to a 2017 state championship title and was a two-time league MVP...averaged 21.9 points and 9.2 rebounds in her junior season
- Born on Jan. 16, 2002...daughter of Alan and Joya Jenkins...sister of Alan Jenkins III and Taylor...studying multidisciplinary studies

SUPERLATIVES

2023-24 DOUBLE-DOUBLE TRACKER

Date / Opp.	Who	Stat
Nov. 18 at UT Arlington	Linton	15 Points / 10 Rebounds
Dec. 17 at Oregon	Proctor	20 Points / 11 Rebounds
Jan. 6 vs Wichita State	Coleman	32 Points / 19 Rebounds

2023-24 DOUBLE-DIGIT POINTS

Date / Opp.	Who	Stat
Nov. 6 at Arizona State	Udo	10 Points
Nov. 6 at Arizona State	Linton	10 Points
Nov. 10 vs NM State	Proctor	19 Points
Nov. 10 vs NM State	White	13 Points
Nov. 15 at TAMUCC	White ²	18 Points
Nov. 15 at TAMUCC	Coleman	14 Points
Nov. 15 at TAMUCC	Love	10 Points
Nov. 18 at UT Arlington	Love ²	26 Points
Nov. 18 at UT Arlington	Linton ²	15 Points
Nov. 20 at Texas Tech	Love ³	18 Points
Nov. 20 at Texas Tech	White ³	13 Points
Nov. 20 at Texas Tech	Proctor ²	10 Points
Nov. 24 at Sam Houston	Coleman ²	17 Points
Nov. 24 at Sam Houston	White ⁴	14 Points
Nov. 24 at Sam Houston	Love ⁴	12 Points
Nov. 30 vs Texas State	Love ⁵	11 Points
Nov. 30 vs Texas State	Coleman ³	11 Points
Nov. 30 vs Texas State	Guttadauro	11 Points
Dec. 3 vs UTEP	Coleman ⁴	23 Points
Dec. 3 vs UTEP	Love ⁶	16 Points
Dec. 3 vs UTEP	White ⁵	12 Points
Dec. 3 vs UTEP	Guttadauro ²	12 Points
Dec. 14 vs Houston	Proctor ³	19 Points
Dec. 14 vs Houston	White ⁶	17 Points
Dec. 14 vs Houston	Love ⁷	13 Points
Dec. 17 at Oregon	Proctor ⁴	20 Points
Dec. 19 at Seattle U	Coleman ⁵	18 Points
Dec. 19 at Seattle U	Udo ²	15 Points
Dec. 19 at Seattle U	Proctor ⁴	10 Points
Dec. 19 at Seattle U	White ⁷	10 Points
Dec. 30 at Temple	White ⁸	16 Points
Dec. 30 at Temple	Coleman ⁵	11 Points
Dec. 30 at Temple	Udo ³	10 Points
Jan. 2 at East Carolina	Cockrell	13 Points
Jan. 2 at East Carolina	Coleman ⁷	11 Points
Jan. 6 vs Wichita State	Coleman ⁸	32 Points
Jan. 6 vs Wichita State	Love ⁸	16 Points
Jan. 6 vs Wichita State	White ⁹	12 Points

2023-24 DOUBLE-DIGIT REBOUNDS

Date / Opp.	Who	Stat
Nov. 10 vs NM State	Udo	11 Rebounds
Nov. 18 at UT Arlington	Linton	10 Rebounds
Dec. 17 at Oregon	Coleman	13 Rebounds
Dec. 17 at Oregon	Proctor	11 Rebounds
Jan. 6 vs Wichita State	Coleman ²	19 Rebounds

2023-24 DOUBLE-DIGIT ASSISTS

Date / Opp.	Who	Stat
---	---	---

GAME-BY-GAME STARTERS

NOVEMBER		1	2	3	4	5
6	AT ARIZONA STATE	LOVE	ATWOOD	WHITE	LINTON	COLEMAN
10	NEW MEXICO STATE	LOVE	ATWOOD	WHITE	LINTON	COLEMAN
15	AT TAMUCC	LOVE	PARKER	WHITE	UDO	COLEMAN
18	AT UT ARLINGTON	LOVE	PARKER	WHITE	LINTON	COLEMAN
20	AT TEXAS TECH	LOVE	PARKER	WHITE	LINTON	COLEMAN
25	AT SAM HOUSTON STATE	LOVE	PROCTOR	WHITE	LINTON	COLEMAN
30	TEXAS STATE	LOVE	PROCTOR	WHITE	LINTON	COLEMAN

DECEMBER		1	2	3	4	5
3	UTEP	LOVE	ATWOOD	WHITE	UDO	COLEMAN
14	HOUSTON	LOVE	ATWOOD	WHITE	UDO	COLEMAN
17	AT OREGON	LOVE	ATWOOD	WHITE	UDO	COLEMAN
19	AT SEATTLE U	LOVE	ATWOOD	WHITE	UDO	COLEMAN
30	AT TEMPLE *	LOVE	ATWOOD	WHITE	LINTON	COLEMAN

JANUARY		1	2	3	4	5
2	AT EAST CAROLINA *	LOVE	ATWOOD	WHITE	UDO	COLEMAN
6	WICHITA STATE *	LOVE	PROCTOR	WHITE	UDO	COLEMAN
10	AT FAU *	---	---	---	---	---
14	CHARLOTTE *	---	---	---	---	---
16	USF *	---	---	---	---	---
21	AT UAB *	---	---	---	---	---
27	AT SMU *	---	---	---	---	---
31	NORTH TEXAS *	---	---	---	---	---

FEBRUARY		1	2	3	4	5
4	TULANE *	---	---	---	---	---
11	UAB *	---	---	---	---	---
14	AT TULSA *	---	---	---	---	---
18	AT NORTH TEXAS *	---	---	---	---	---
22	TEMPLE *	---	---	---	---	---
25	FAU *	---	---	---	---	---
28	AT MEMPHIS *	---	---	---	---	---

MARCH		1	2	3	4	5
2	AT WICHITA STATE *	---	---	---	---	---

BREAKDOWN	1	2	3	4	5
#0 Elyssa Coleman	---	---	---	---	14
#1 Hailey Atwood	---	7	---	---	---
#2 Alexis Parker	---	3	---	---	---
#3 Emma Lucio	---	---	---	---	---
#4 Siena Guttadauro	---	---	---	---	---
#5 Madison Cockrell	---	---	---	---	---
#11 Sidney Love	14	---	---	---	---
#12 Aysia Proctor	---	3	---	---	---
#13 Sarai Estupiñan	---	---	---	---	---
#20 Maya Linton	---	---	---	6	---
#21 Cheyenne Rowe	---	---	---	---	---
#22 Kyra White	---	---	14	---	---
#23 Kyleigh McGuire	---	---	---	---	---
#25 Idara Udo	---	---	---	7	---
#30 Nissa Sam-Grant	---	---	---	---	---
#32 Jordyn Jenkins	---	---	---	---	---

THE LAST TIME...

TEAM

PLAYED A RANKED TEAM

vs No. 21 Middle Tennessee (W, 58-53) - 2/4/23

BEAT A RANKED TEAM

vs No. 21 Middle Tennessee (W, 58-53) - 2/4/23

LOST TO A RANKED TEAM AT HOME

at No. 23 Texas A&M (L, 51-77) - 12/20/21

LOST TO A RANKED TEAM ON THE ROAD

at No. 23 Texas A&M (L, 51-77) - 12/20/21

PLAYED AN OVERTIME GAME

vs Texas State (L, 65-57) - 11/30/23

PLAYED A DOUBLE-OVERTIME GAME

vs Nicholls (W, 73-63) - 2/19/11

PLAYED A TRIPLE-OVERTIME GAME

vs FIU (L, 103-107) - 2/6/21

SCORED 100+ POINTS

UTSA: 103, vs FIU - 2/6/21

Opp: 107, vs FIU - 2/6/21

SCORED 90+ POINTS

UTSA: 90 vs UTEP (W, 90-66) - 12/3/23

Opp: 93 at Houston (L, 89-93) - 12/19/22

SCORED LESS THAN 50 POINTS

UTSA: 48, at Oregon - 12/17/23

Opp: 37, vs Sul Ross State - 11/25/20

SHOT 50+ PERCENT FROM THE FIELD

UTSA: 58.3% (35-60), vs UTEP - 12/3/23

Opp: 56.1% (32-57), at Florida Atlantic - 2/13/21

SHOT LESS THAN 40 PERCENT FROM THE FIELD

UTSA: 38.3% (38.3), vs Wichita State - 1/6/24

Opp: 35.6% (21-59), vs Wichita State - 1/6/24

SHOT LESS THAN 30 PERCENT FROM THE FIELD

UTSA: 26.0% (20-77), at Oregon - 12/17/23

Opp: 24.6% (17-69), at Sam Houston - 11/25/23

WON BY 20+ POINTS

UTSA: (24) (90-66), vs UTEP - 12/3/23

Opp: (28) (54-82), at East Carolina - 1/2/24

WON BY 35+ POINTS

UTSA: (43) (80-37), vs Sul Ross State - 11/25/20

Opp: (39) (41-80), at Middle Tennessee - 1/5/23

HAD 2+ 20-POINT SCORERS

UTSA: Jordyn Jenkins (25) & Sidney Love (22), at Charlotte

- 3/2/23

Opp: Karina Gordon (22) & Danae McNea (20), at East Carolina

- 1/2/24

FORCED 30+ TURNOVERS

UTSA: 30, vs Concordia Texas - 11/6/19

Opp: 31, at Texas Tech- 11/20/23

PLAYER

SCORED 40+ POINTS

UTSA: 40, Jordyn Jenkins, at North Texas - 2/20/237

Opp: 43, Keila Shelton, vs Louisiana Tech -2/7/13

SCORED 30+ POINTS

UTSA: 33, Jordyn Jenkins,vs FIU - 2/25/23

Opp: 31, Acacia Hayes, at Western Kentucky - 1/7/23

RECORDED A TRIPLE-DOUBLE

UTSA: Monica Gibbs (19 pts, 11 reb, 11 ast), at Texas

A&M-Corpus Christi

Opp: N/A

ONE PLAYER RECORDED A DOUBLE-DOUBLE

UTSA: Elyssa Coleman (32 points & 19 rebounds), vs Wichita

State - 1/6/24

Opp: Daniela Abies (12 points & 12 rebounds), vs Wichita

State - 1/6/24

TWO PLAYERS RECORDED A DOUBLE-DOUBLE

UTSA: Yuiyana Valcheva (25 pts & 15 reb) & Kyleigh McGuire

(12 pts & 13 reb), vs FIU - 2/6/21

Opp: Janeta Rozentale (17 pts & 10 reb) & Iggy Allen (23 pts &

16 reb), at Florida Atlantic - 2/12/21

RECORDED 20+ REBOUNDS

UTSA: 23, Anika Anderson, vs Sam Houston State - 2/21/09

Opp: 20, Briana Wright, vs FIU - 2/13/16

RECORDED 15+ REBOUNDS

UTSA: 19, Elyssa Coleman, vs Wichita State - 1/6/24

Opp: 16, Zakyia Weathersby, UAB - 1/1/22

TWO OR MORE PLAYERS RECORDED DOUBLE-DIGIT REBOUNDS

UTSA: Elyssa Coleman (13) & Aysia Proctor (11), at Oregon -

12/17/23

Opp: Iggy Allen (10) & Brianna Jackson (12), Old Dominion -

1/13/21

RECORDED 20+ POINTS & 20+ REBOUNDS

UTSA: Ashleigh Franklin (22 pts, 22 reb), at Sam Houston

State - 2/20/10

Opp: Jessica Kuster (21 pts, 21 reb), vs Rice - 12/20/11

RECORDED 10+ ASSISTS

UTSA: 10, Karrington Donald, vs Rice - 1/2/21

Opp: 11, Courtney Blakely, at Middle Tennessee - 1/5/23

MADE 8+ 3-POINTERS

UTSA: 8, Terrie Davis, vs Lamar - 1/12/08

Opp: N/A

MADE 7+ 3-POINTERS

UTSA: 7, Ashley Spatletta, vs UT Arlington - 2/9/13

Opp: 7, Katelyn Crosthwait, at Rice - 1/16/23

MADE 6+ 3-POINTERS

UTSA: 6, Carlie Heineman, vs Old Dominion - 1/13/18

Opp: 6, Karina Gordon, at East Carolina - 1/2/24

MADE 15+ FREE THROWS

UTSA: 15, Mikayla Woods, vs Sam Houston State - 12/8/19

Opp: 18, Jennie Simms, at Old Dominion - 2/27/16

MADE 10+ FREE THROWS

UTSA: 10, Jordyn Jenkins, vs Rice -3/9/23

Opp: 11, Destiny Thurman, at UTEP - 1/23/22

RECORDED 5+ BLOCKS

UTSA: 6, Elyssa Coleman, at FIU - 1/21/23

Opp: 5, Tommissha Lampkin, North Texas - 2/5/22

RECORDED 5+ STEALS

UTSA: 5, Kyra White, vs Rice - 3/9/23

Opp: 6, Danae McNeal, at East Carolina - 1/2/24

PLAYED EVERY MINUTE (REGULATIONS)

UTSA: Karrington Donald, at Southern Miss - 1/23/21

Opp: Jamaría Williams, at Florida Atlantic - 2/9/19

TWO PLAYERS PLAYED EVERY MINUTE (REGULATION)

UTSA: Chrystal Chidomere & Loryn Goodwin, vs Rice - 2/16/16

Opp: Courtney Blakely & Jalynn Gregory, at Middle Tennessee

- 1/5/23

PLAYED EVERY MINUTE (+OT)

UTSA: Monica Gibbs, vs Baylor - 3/22/09

Opp: Destinee Rogers, at Central Arkansas - 2/11/09

PLAYED EVERY MINUTE (+2OT)

UTSA: Ashleigh Franklin, vs Nicholls - 2/19/11

Opp: Ricshanda Bickham & KK Babin, vs Nicholls - 2/19/11

FOULED OUT

UTSA: Elyssa Coleman, at East Carolina - 1/2/24

Opp: Tiffany Tullis, vs Texas State - 11/30/23

TWO OR MORE PLAYERS FOULED OUT

UTSA: Sidney Love & Idara Udo, at Texas Tech- 11/20/23

Opp: Tommisha Lampkin & Aniyah Johnson, at North Texas

- 1/26/23

5 OR MORE PLAYERS SCORED IN DOUBLE DIGITS

UTSA: Jordyn Jenkins (14), Elyssa Coleman (13), Hailey

Atwood (12), Kyra White (11), Deborah Nwakamma (11), vs

WKU - 2/2/23

Opp: Eric Wilson (22), Sabine Lipe (13), Elina Arike (12), Avery

Crouse (11), Jazion Jackson (10), at UTEP - 2/11/23

NO ONE SCORED IN DOUBLE DIGITS

UTSA: at Florida Atlantic - 1/29/22

Opp: vs Texas A&M-Kingsville -11/16/16

INTRODUCING HEAD COACH KAREN ASTON



Head Coach

Karen Aston
Third Season
312-195 (27-49 UTSA)

X @CoachKarena

Karen Aston, former head coach at Texas, North Texas and Charlotte, was named the 10th head coach in program history on March 29, 2021.

Throughout her first two seasons at UTSA, Aston has compiled a 20-42 record, going 7-23 (3-14, C-USA) in her inaugural year before collecting a 58-57 overtime win over UTEP at the league's postseason tournament.

She then led the 'Runners to a 13-19 (9-1, C-USA) campaign in the 2022-23. Her squad opened up the C-USA tournament with a thrilling 69-68 win over No. 11 seed Florida Atlantic, before besting No. 3 seed Rice 62-54 to advance to the leagues semifinals where they fell to No. 2 seed Western Kentucky.

Jordyn Jenkins had a fantastic season under Aston's tutelage, taking home 2022-23 C-USA Player of the Year, Newcomer of the Year, and First-Team All-C-USA.

Aston has been consistently recognized as one of the top coaches in the nation. She was one of four finalists for the Naismith Women's College Coach of the Year award in 2017 and was one of 10 semifinalists for the honor in 2018. Aston also earned Big 12 Coach of the Year accolades in 2017.

Aston has a career record of 305-188 [.618] which includes head coaching positions at Charlotte, North Texas and Texas. In her 13 seasons as a head coach, Aston's teams have averaged 22 wins per year and have made a combined 10 postseason appearances.

At the University of Texas, Aston led the Longhorns to a 184-83 [.689] record in eight seasons. In her final seven seasons combined at Texas, Aston's teams averaged 24.6 wins per year, making six NCAA Tournament appearances. From 2015-18, her squads made four consecutive NCAA Sweet 16 showings, marking the first time that had been accomplished at Texas since 1990. Aston also directed the 2015-16 Longhorns to the program's first NCAA Elite Eight appearance since 2003.

Aston, who also spent eight years as an assistant and associate head coach at Texas for Naismith Hall of Fame head coach Jody Conradt, stands as Texas' second-winningest coach all-time behind Conradt's 783 victories.

Three of Aston's Texas players [Nneka Enemkpali, Imani McGee-Stafford and Ariel Atkins] were drafted by WNBA teams with McGee-Stafford [10th] and Atkins [7th] being selected as first-round picks. As a starter, Atkins helped lead the Washington Mystics to the 2019 WNBA Championship and has earned WNBA All-Defensive Team honors in each of her two seasons.

Defense has been a staple of Aston's teams her entire coaching career. Each of her eight teams at Texas ranked in the top-25 nationally in rebounding margin, including three years in the top-five. Her 2017-18 and 2018-19 teams ranked third in the NCAA in rebounding margin. Four of the top-eight single-season team rebounding averages in Texas history came during Aston's tenure, as did five of the top-nine best seasons in field-goal percentage defense.

Aston's prowess as one of the nation's best recruiters is also well known. Five of the classes she recruited to Texas were ranked among the top-11 in the nation according to ESPN.com, including three top-five classes. Recruits Charli Collier and Joyner Holmes were both No. 2 prospects according to ESPN and were listed as the nation's top recruits by some services. Aston brought 14 McDonalds All-Americans to Texas during her eight seasons.

In a season shortened due to COVID-19, the 2019-20 Longhorns posted a 19-11 overall record and finished third in the Big 12 Conference. A season that began with off-season injuries to a number of key contributors featured some impressive accomplishments. Texas defeated three Associated Press Top-25 teams, including knocking off No. 1 Stanford, which marked the program's first win against an AP No. 1 squad since 2004. The Longhorns also won at No. 17 and previously undefeated Tennessee, and earned a road victory against No. 25 TCU. Texas led the nation in double-doubles during the 2019-20 campaign with 31.

Aston mentored Collier, a sophomore center, to First-Team All-Big 12 Conference honors, as she was one of only six players in the league to average a double-double. Collier became the first player in program history to average more than seven defensive rebounds per game in a single season. Freshman guard Celeste Taylor was a Big 12 All-Freshman Team selection and earned three Big 12 Freshman of the Week accolades.

In 2018-19, Aston led Texas to a 23-10 overall record and a third-place showing in the Big 12 Conference with a 12-6 overall mark. The Longhorns advanced to the semifinals of the Big 12 Conference Tournament for the sixth consecutive year. It marked the sixth year in a row that the Longhorns had won 20 or more games.

Under Aston's tutelage, junior point guard Sug Sutton earned First-Team All-Big 12 Conference honors in 2018-19 and was named to the Big 12 All-Tournament Team. She led the Longhorns in scoring [12.7 points per game], assists per game [5.4] and steals per game [1.3]. Sutton scored in double figures 23 times, including four 20-point performances, and her 178 assists on the year marked the seventh-most in a single-season in school history. She was the conference's best all-around point guard as a junior.

In 2017-18, Aston led the Longhorns to a 28-7 overall record and a second-place finish in the Big 12 Conference with a 15-3 overall mark. Texas advanced to the championship game of the Big 12 Conference Tournament for the third time in four years. It marked the fourth year in a row that the Longhorns had won 24 or more games.

For the third time in four seasons, Aston had one of her players selected in the WNBA Draft in 2018. Atkins was chosen with the No. 7 pick by the Washington Mystics, making her the third-highest draft pick in Texas history.

INTRODUCING HEAD COACH KAREN ASTON

The Aston File

HEAD COACHING EXPERIENCE

2021- Present: Head Coach, UTSA
2012-2020: Head Coach, Texas
2011-12: Head Coach, North Texas
2007-11: Head Coach, Charlotte
2006-07: Associate Head Coach, Baylor
2000-06: Associate Head Coach, Texas
1998-00: Assistant Coach, Texas
1996-98: Assistant Coach, North Texas
1994-96: Assistant Coach, Baylor
1993-94: Head Coach, Fort Smith Northside (HS)
1988-93: Head Coach, Vilonia High School

COLLEGIATE HEAD COACHING RECORD

Overall: 312-195 (.615)
UTSA: 27-49 (.352)

Under Aston's direction, Atkins and fellow senior Brooke McCarty concluded their decorated Texas careers in 2017-18. It marked the end of an impressive four-year span that saw the Longhorns post a 108-32 [.771] overall record, four NCAA Tournament appearances, four NCAA Sweet 16 appearances, one NCAA Elite Eight appearance and three Big 12 Conference second-place finishes. Aston was a semifinalist for the Naismith Coach of the Year award.

Aston was named the Big 12 Conference Coach of the Year in 2016-17, as the Longhorns swept the league's annual honors. McCarty was named the Big 12 Player of the Year, Brianna Taylor was selected as the Big 12 Defensive Player of the Year and Holmes earned Big 12 Freshman of the Year accolades. Aston was one of four finalists nationally for the Naismith Coach of the Year honor.

The Longhorns recorded a 25-9 overall record during the 2016-17 campaign. Texas strung together a 19-game winning streak during the course of the season, which ranks tied for the 10th-longest spree in program history. With a rigorous slate that featured 14 top-25 opponents, the Longhorns recorded seven victories against ranked foes. Texas won 14 consecutive games to start Big 12 Conference play, which marked the best start to the Big 12 schedule in school history. The Longhorns charted a 15-3 record in Big 12 play to finish second in the conference for the second consecutive year.

In 2015-16, Aston led Texas to an historic season. The Longhorns posted a 31-5 overall record, which marked the school's most victories since the 1987-88 season, and tied the school record for most Big 12 Conference wins [15] in a single season. Texas hosted the NCAA First and Second Rounds for the first time since 2010 and advanced to the NCAA Elite Eight for the first time since 2003. The Longhorns opened the year with a 16-0 record, marking the third-best start in program history.

McGee-Stafford, a senior center, was named an honorable mention All-America selection from both the Associated Press and the Women's Basketball Coaches Association in 2015-16, and became the first player in program history to reach the combined milestone of 1,000 career points, 1,000 career rebounds and 200 career blocks. McGee-Stafford

was the fourth player in school history to be drafted in the first round of the WNBA Draft, going to the Chicago Sky with the 10th overall pick.

The 2014-15 Longhorns began the season on a 13-game winning streak and capped the year with a run to the NCAA Sweet 16. Texas finished with a 24-11 overall record and advanced to the championship game of the Big 12 Tournament for the first time since 2004. The Longhorns won nine of their last 12 games and posted what were then their most wins in more than a decade. Enemkpali was selected by the Seattle Storm in the third round of the 2015 WNBA Draft.

In 2013-14, Texas began a steady incline that included five wins against ranked opponents, a third-place finish in the Big 12 standings, a 10-win improvement from the previous season, and winning a game in the NCAA Tournament for the first time since 2008. UT's tie for third place in the Big 12 was its highest league finish since 2005.

Aston returned to the Forty Acres in 2012 after five years of experience reviving the women's basketball programs at the University of North Carolina at Charlotte and the University of North Texas.

Aston tripled the Mean Green's victory total in one season, as UNT went 15-16 during the 2011-12 season under her direction after winning just five games the previous year. At Charlotte, Aston led the program to record-breaking heights, with 86 victories in four seasons, including a school-record 27 wins in 2010-11.

Aston led the 49ers to four consecutive postseason appearances and the 2009 Atlantic 10 Tournament Championship en route to the school's second ever NCAA Tournament appearance. In her final season at Charlotte, Aston's squad advanced to the WNIT Final Four.

While on Conradt's Texas staff from 1998-2006, Aston helped the Longhorns post a 173-83 [.676] record during that span, with seven NCAA Tournament appearances, two trips to the Sweet 16 and a march to the 2003 Final Four. The Longhorns also captured the 2003 Big 12 regular-season and tournament titles, and UT shared the 2004 Big 12 regular-season title. Aston was promoted from assistant coach to associate head coach in July of 2000 after serving as an assistant coach for two seasons.

During her time as an assistant on the Forty Acres, Aston spearheaded the signing of 25 nationally-recognized recruits, including seven McDonald's High School All-Americans and seven WBCA/Nike All-Americans. Two of those high school All-Americans - Tiffany Jackson and Erika Arriaran - were named National High School Players of the Year. All eight of the recruiting classes Aston attracted were nationally ranked, including the No. 1 class in the nation in 2005-06.

Aston first came to Austin in 1998 from the University of North Texas, where she served as an assistant coach for two seasons [1996-98]. Prior to joining the North Texas staff, Aston was an assistant coach at Baylor for two seasons [1994-96].

Following Aston's initial stint on the Forty Acres, she was named associate head coach at Baylor during the 2006-07 season. With Aston on board, the Lady Bears won 26 games and reached the second round of the NCAA Tournament.

INTRODUCING HEAD COACH KAREN ASTON

Before entering the collegiate coaching ranks, Aston was recognized as one of the top high school coaches in the nation. She coached five years at Vilonia High School [1988-93] in Vilonia, Ark., and one year at Fort Smith Northside [1993-94] in Fort Smith, Ark. She guided Fort Smith Northside to a 24-10 record and a fifth-place finish in Class 4A. For her efforts, she was named the Arkansas Northwest Region Coach of the Year.

While at Vilonia, Aston was not only the head basketball coach but also the head cross country and track coach. In 1992-93, she was named the Arkansas Basketball Coach of the Year after leading Vilonia to a 36-1 record and a Class 2A State Championship. Aston's cross country teams also claimed back-to-back state titles in 1991 and 1992.

A native of Benton, Ark., Aston was a two-time first-team all-state selection at Bryant High School. She capped her high school career by leading Bryant to the 1982 Arkansas Class 4A State Championship. Aston earned a bachelor of arts degree in physical education from Little Rock in 1987. She played two seasons of basketball at UALR after transferring from Ouachita Baptist.


In 2019, Aston was inducted into the Trojan Athletics Hall of Fame at the University of Arkansas at Little Rock and the Bryant [Ark.] High School Athletic Hall of Honor.



Aston alongside 2022-23 C--USA Player of the Year Jordyn Jenkins



2023-24 UTSA WOMEN'S BASKETBALL ROSTER



0

ELYSSA COLEMAN
R • JR • F • 6-3
HOUSTON, TEXAS




1

HAILEY ATWOOD
GS • G • 5-8
AUSTIN, TEXAS



2

ALEXIS PARKER
SO • G • 5-9
SAN ANTONIO, TEXAS



3

EMMA LUCIO
FR • G • 5-9
EDINBURG, TEXAS



4

SIENA GUTTADAURO
SO • G • 5-6
SAN JOSE, CALIFORNIA



5

MADISON COCKRELL
SO • G • 5-4
DALLAS, TEXAS



11

SIDNEY LOVE
SO • G • 5-8
CIBOLO, TEXAS



12

AYSIA PROCTOR
FR • G • 5-8
SCHERTZ, TEXAS



13

SARAI ESTUPIÑAN
JR • G • 5-5
CEDAR PARK, TEXAS



20

MAYA LINTON
SO • F • 5-11
DUNCANVILLE, TEXAS



21

CHEYENNE ROWE
SO • F • 6-2
AJAX, ONTARIO, CANADA



22

KYRA WHITE
SR • G • 5-9
SAN ANTONIO, TEXAS




23

KYLEIGH MCGUIRE
SR • F • 5-11
HOUSTON, TEXAS



25

IDARA UDO
FR • F • 6-1
PLANO, TEXAS



30

NISSA SAM-GRANT
SR • C • 6-4
TORONTO, ONTARIO, CANADA



32

JORDYN JENKINS
SR • F • 6-0
KENT, WASHINGTON



HC

KAREN
ASTON



AC

JAMIE
CAREY



AC

EMPRESS
DAVENPORT



AC

CAMERON
MILES

ROSTER ANALYSIS

NUMERICAL ROSTER

#	NAME	POS	HT	YR.	EXP	HOMETOWN / PREVIOUS SCHOOL
0	Elyssa Coleman	F	6-3	R-Jr.	2L	Houston, Texas/Atascocita HS/Texas
1	Hailey Atwood	G	5-8	GS.	2L	Austin, Texas/Bowie HS/Blinn CC
2	Alexis Parker	G	5-9	So.	1L	San Antonio, Texas/Brandeis HS
3	Emma Lucio	G	5-9	Fr.	HS	Edinburg, Texas / Robert Vela HS
4	Siena Guttadauro	G	5-6	So.	2L	San Jose, Calif./Archbishop Mitty HS
5	Madison Cockrell	G	5-4	So.	1L	Dallas, Texas/Bishop Lynch HS
11	Sidney Love	G	5-8	So.	1L	Cibolo, Texas/Steele HS
12	Aysia Proctor	G	5-8	Fr.	HS	Schertz, Texas / Samuel Clemens HS
13	Sarai Estupiñan	G	5-5	Jr.	TR	Cedar Park, Texas / St. Mary's (TX) / Tallahassee CC
20	Maya Linton	F	6-0	So.	1L	Duncanville, Texas/Duncanville HS
21	Cheyenne Rowe	F	6-2	So.	TR	Ajax, Ontario / Bill Crothers Secondary School / JMU
22	Kyra White	G	5-9	Sr.	1L	Converse, Texas/Judson HS/Southern California
23	Kyleigh McGuire	F	5-10	Sr.	3L	Houston, Texas/Atascocita HS
25	Idara Udo	F	6-1	Fr.	HS	Plano, Texas / Plano East HS
30	Nissa Sam-Grant	C	6-4	Sr.	1L	Marietta, Ga./Wheeler HS/Panola CC
32	Jordyn Jenkins	F	6-0	Sr.	1L	Kent, Wash./Kentridge HS/Southern California

ALPHABETICAL ROSTER

#	NAME	POS	HT	YR.	EXP	HOMETOWN / PREVIOUS SCHOOL
1	Hailey Atwood	G	5-8	GS.	2L	Austin, Texas/Bowie HS/Blinn CC
5	Madison Cockrell	G	5-4	So.	1L	Dallas, Texas/Bishop Lynch HS
0	Elyssa Coleman	F	6-3	R-Jr.	2L	Houston, Texas/Atascocita HS/Texas
13	Sarai Estupiñan	G	5-5	Jr.	TR	Cedar Park, Texas / St. Mary's (TX) / Tallahassee CC
4	Siena Guttadauro	G	5-6	So.	2L	San Jose, Calif./Archbishop Mitty HS
32	Jordyn Jenkins	F	6-0	Sr.	1L	Kent, Wash./Kentridge HS/Southern California
20	Maya Linton	F	6-0	So.	1L	Duncanville, Texas/Duncanville HS
11	Sidney Love	G	5-8	So.	1L	Cibolo, Texas/Steele HS
3	Emma Lucio	G	5-9	Fr.	HS	Edinburg, Texas / Robert Vela HS
23	Kyleigh McGuire	F	5-10	Sr.	3L	Houston, Texas/Atascocita HS
2	Alexis Parker	G	5-9	So.	1L	San Antonio, Texas/Brandeis HS
12	Aysia Proctor	G	5-8	Fr.	HS	Schertz, Texas / Samuel Clemens HS
21	Cheyenne Rowe	F	6-2	So.	TR	Ajax, Ontario / Bill Crothers Secondary School / JMU
30	Nissa Sam-Grant	C	6-4	Sr.	1L	Marietta, Ga./Wheeler HS/Panola CC
25	Idara Udo	F	6-1	Fr.	HS	Plano, Texas / Plano East HS
22	Kyra White	G	5-9	Sr.	1L	Converse, Texas/Judson HS/Southern California

ROSTER BREAKDOWN

BY CLASS

Graduate Student (1)	Atwood
Senior (4)	Jenkins, McGuire, Sam-Grant, White
Junior (2)	Coleman, Estupiñan
Sophomore (6)	Love, Parker, Guttadauro, Cockrell, Linton, Rowe
Freshman (3)	Lucio, Proctor, Udo

BY POSITION

Guard (9)	Atwood, Parker, Guttadauro, Cockrell, Love, White, Lucio, Proctor, Estupiñan
Forward (6)	Coleman, Jenkins, Udo, Rowe, Linton, McGuire
Center (1)	Sam-Grant

BY STATE

Texas (12)	Atwood, Estupiñan, Love, White, Cockrell, Linton, Lucio, McGuire, Coleman, Udo, Parker, Proctor
Ontario, Canada (2)	Rowe, Sam-Grant
California (1)	Guttadauro
Washington (1)	Jenkins

PRONUNCIATION GUIDE

FIRST	LAST
0 Elyssa Coleman	alyssa
4 Siena Guttadauro	Goo-tuh-DAR (like far)-roh
12 Aysia Proctor	Asia
13 Sarai Estupiñan	eh-stew-pin-yawn
22 Kyra White	KEER-uh
30 Nissa Sam-Grant	NEE-suh

Visit gouts.com/wbbnames to listen to audio pronunciations

Head Coach: Karen Aston (Third season • Little Rock, 1987)

Associate Head Coach: Jamie Carey (Third season • Texas, 2004)

Assistant Coach: Empress Davenport (Third season • Texas, 2016)

Assistant Coach: Cameron Miles (Third season • San Diego, 2013)

Director of Operations: Chantel Govan (First season • UTSA, 2022)

Athletic Trainer: Tam-Anh Nguyen (First season • Texas, 2019)

Director of Basketball Performance: Carl Austin III (Third season • UTSA, 2018)

Player Development Coordinator: Sophia Ramos (First season • San Diego State, 2022)

Graduate Assistant: Angel Almaguer (First Season • UTSA 2022)

2023-24 COMBINED STATS

Game Records

Record	Overall	Home	Away	Neutral
ALL GAMES	7-7	3-2	4-5	0-0
CONFERENCE	1-2	1-0	0-2	0-0
NON-CONFERENCE	6-5	2-2	4-3	0-0

Score by Periods

Team	1st	2nd	3rd	4th	OT	TOT
UTSA	194	197	239	242	18	890
Opponents	228	244	202	211	19	904

Team Box Score

No.	Player	Total					3-Point		F-Throw		Rebounds											
		GP-GS	MIN	AVG	FG-FGA	FG%	3FG-3FGA	3FG%	FT-FTA	FT%	OFF	DEF	TOT	AVG	PF	DQ	A	TO	BLK	STL	PTS	AVG
0	COLEMAN, Elyssa	14-14	384:19	27.5	74-160	.463	1-4	.250	18-30	.600	36	75	111	7.9	46	4	7	29	25	10	167	11.9
11	LOVE, Sidney	14-14	438:03	31.3	54-141	.383	9-37	.243	41-49	.837	12	38	50	3.6	36	1	45	45	2	21	158	11.3
22	WHITE, Kyra	14-14	485:07	34.7	51-168	.304	19-70	.271	29-42	.690	11	59	70	5.0	30	0	64	47	17	14	150	10.7
12	PROCTOR, Aysia	13-3	293:50	22.6	52-111	.468	8-28	.286	4-8	.500	20	49	69	5.3	21	1	14	26	5	7	116	8.9
25	UDO, Idara	14-6	265:01	18.9	37-82	.451	0-0	.000	17-34	.500	45	38	83	5.9	38	2	10	23	13	5	91	6.5
20	LINTON, Maya	13-8	247:28	19.0	16-47	.340	1-5	.200	17-29	.586	32	36	68	5.2	42	3	6	13	0	18	50	3.8
4	GUTTADAURO, Siena	12-0	146:36	12.2	13-40	.325	11-33	.333	1-2	.500	5	11	16	1.3	9	0	8	17	0	0	38	3.2
5	COCKRELL, Madison	9-0	61:12	6.8	8-23	.348	5-11	.455	3-3	1.000	2	7	9	1.0	7	0	4	9	0	7	24	2.7
21	ROWE, Cheyenne	13-0	132:52	10.2	13-30	.433	0-1	.000	8-15	.533	21	19	40	3.1	11	0	4	5	2	2	34	2.6
23	MCGUIRE, Kyleigh	5-0	33:38	6.7	5-6	.833	0-0	.000	2-2	1.000	2	7	9	1.8	4	0	2	3	0	1	12	2.4
3	LUCIO, Emma	4-0	48:41	12.2	3-16	.188	1-10	.100	1-4	.250	2	4	6	1.5	5	0	2	4	0	0	8	2.0
1	ATWOOD, Hailey	13-8	162:51	12.5	7-18	.389	1-4	.250	3-4	.750	6	15	21	1.6	20	0	12	21	1	4	18	1.4
30	SAM-GRANT, Nissa	8-0	42:34	5.3	5-7	.714	0-0	.000	0-0	.000	3	8	11	1.4	3	0	1	3	6	0	10	1.3
2	PARKER, Alexis	12-3	107:47	9.0	4-23	.174	0-9	.000	6-16	.375	6	7	13	1.1	8	0	6	12	1	4	14	1.2
Team														32	36	68				12		
Total		14	2850		342-872	.392	56-212	.264	150-238	.630	235	409	644	46.0	280	11	185	269	72	93	890	63.6
Opponents		14	2850		307-831	.369	82-274	.299	208-310	.671	161	326	487	34.8	240	4	170	195	52	139	904	64.6

Team Statistics

	UTSA	OPP
Scoring	890	904
Points per game	63.6	64.6
Scoring margin	-1.0	-
Field goals-att	342-872	307-831
Field goal pct	.392	.369
3 point fg-att	56-212	82-274
3-point FG pct	.264	.299
3-pt FG made per game	4.0	5.9
Free throws-att	150-238	208-310
Free throw pct	.630	.671
F-Throws made per game	10.7	14.9
Rebounds	644	487
Rebounds per game	46.0	34.8
Rebounding margin	+11.2	-
Assists	185	170
Assists per game	13.2	12.1
Turnovers	269	195
Turnovers per game	19.2	13.9
Turnover margin	-5.3	-
Assist/turnover ratio	0.7	0.9
Steals	93	139
Steals per game	6.6	9.9
Blocks	72	52
Blocks per game	5.1	3.7
Winning streak	1	-
Home win streak	1	-
Attendance	4764	14990
Home games-Avg/Game	5-953	9-1666
Neutral site-Avg/Game	-	0-0

Team Results

Date	Opponent		Score	Att.
11/06/2023	at Arizona St.	L	55-70	821
11/10/2023	New Mexico St.	W	58-55	712
11/15/2023	at A&M-Corpus Christi	Wot	66-59	779
11/18/2023	at UT Arlington	W	70-66	832
11/20/2023	at Texas Tech	L	58-63	4155
11/25/2023	at Sam Houston	W	63-56	235
11/30/2023	Texas St.	Lot	57-65	1535
12/03/2023	UTEP	W	90-66	926
12/14/2023	Houston	L	64-66	869
12/17/2023	at Oregon	L	48-61	5549
12/19/2023	at Seattle U	W	75-64	339
12/30/2023	at Temple	L	58-71	1324
01/02/2024	at East Carolina	L	54-82	956
01/06/2024	Wichita St.	W	74-60	722

2023-24 NCAA RANKING SUMMARY

Statistic	National Rank	Conference Rank	Value	National Leader	Value	Conference Leader	Value
Assist/Turnover Ratio (348 ranked)	254	9	0.69	Colorado St.	1.89	Temple	1.09
Assists Per Game (348 ranked)	177	8	13.2	Utah	22.4	SMU	15.6
Bench Points Per Game (348 ranked)	125	7	21.1	Murray St.	42.8	Rice	28.3
Blocks Per Game (348 ranked)	21	2	5.1	South Carolina	9.3	Memphis	5.2
Field Goal Percentage (348 ranked)	233	9	39.2	Indiana	52.1	North Texas	47.2
Field Goal Percentage Defense (348 ranked)	62	4	36.9	South Carolina	29.3	North Texas	35.4
Fouls Per Game (348 ranked)	321	13	20.0	Dartmouth	9.6	UAB	14.3
Free Throw Attempts Per Game (348 ranked)	156	10	17.00	LSU	30.44	North Texas	27.20
Free Throw Percentage (348 ranked)	323	12	63.0	Creighton	82.6	UAB	78.6
Free Throws Made Per Game (348 ranked)	228	12	10.71	LSU	22.56	North Texas	18.07
Rebound Margin (348 ranked)	15	1	11.2	UCLA	19.5	UTSA	11.2
Rebounds (Defensive) Per Game (348 ranked)	36	2	29.2	South Carolina	35.5	Tulsa	30.3
Rebounds (Offensive) Per Game (348 ranked)	9	3	16.8	Ga. Southern	19.7	Temple	17.9
Rebounds Per Game (348 ranked)	11	1	46.00	Ga. Southern	50.53	UTSA	46.00
Scoring Defense (348 ranked)	190	10	64.6	Texas A&M	48.9	East Carolina	55.2
Scoring Margin (348 ranked)	215	11	-1.0	South Carolina	38.3	North Texas	16.3
Scoring Offense (348 ranked)	214	12	63.6	LSU	94.2	North Texas	75.9
Steals Per Game (348 ranked)	276	11	6.6	West Virginia	14.9	East Carolina	13.8
Three Point Attempts Per Game (348 ranked)	308	12	15.1	Utah	30.4	Tulsa	26.3
Three Point Percentage (348 ranked)	303	14	26.4	South Carolina	41.9	SMU	38.9
Three Point Percentage Defense (348 ranked)	152	9	29.9	Campbell	21.7	North Texas	23.8
Three Pointers Per Game (348 ranked)	317	14	4.0	Utah	12.1	Tulsa	8.2
Turnover Margin (348 ranked)	333	14	-5.29	West Virginia	9.64	East Carolina	8.31
Turnovers Forced Per Game (348 ranked)	306	11	13.93	East Carolina	26.85	East Carolina	26.85
Turnovers Per Game (348 ranked)	305	14	19.2	Colorado St.	8.5	Temple	13.0
Winning Percentage (347 ranked)	184	9	50.0	Baylor	100.0	North Texas	80.0
				South Carolina	100.0		

Statistic	Player	National Rank	Conference Rank	Value	National Leader	Value	Conference Leader	Value
Assist/Turnover Ratio (250 ranked)	Kyra White	197	8	1.36	Rori Harmon, Texas	6.64	Aleah Nelson, Temple	2.56
Assists (148 ranked)	Kyra White	80	4	64	Caitlin Clark, Iowa	121	Denim DeShields, UAB	78
Assists Per Game (248 ranked)	Kyra White	74	3	4.6	McKenna Hofschild, Colorado St.	8.9	Denim DeShields, UAB	5.2
Blocks (128 ranked)	Elyssa Coleman	47	1	25	Abby Muse, Boise St.	58	Amirah Abdur-Rahim, SMU	25
	Kyra White	128	8	17			Elyssa Coleman, UTSA	25
							Temira Poindexter, Tulsa	25
Blocks Per Game (246 ranked)	Elyssa Coleman	46	1	1.79	Lucy Cochrane, Portland	3.80	Amirah Abdur-Rahim, SMU	1.79
	Kyra White	139	7	1.21			Elyssa Coleman, UTSA	1.79
	Idara Udo	246	15	0.93				
Double Doubles (49 ranked)					Lauren Gustin, BYU	14	Mia Moore, UAB	8
Field Goal Attempts (150 ranked)					Caitlin Clark, Iowa	357	Temira Poindexter, Tulsa	278
Field Goal Percentage (250 ranked)	Elyssa Coleman	143	6	46.2	Taylor Jones, Texas	71.4	Tommisha Lampkin, North Texas	66.4
Field Goals (143 ranked)					Caitlin Clark, Iowa	173	Temira Poindexter, Tulsa	115
Free Throw Attempts (148 ranked)					Angel Reese, LSU	118	DesiRay Kernal, North Texas	99
Free Throw Percentage (249 ranked)	Sidney Love	83	1	83.7	Maya McDermott, UNI	93.9	Sidney Love, UTSA	83.7
Free Throws (134 ranked)					Tess Heal, Santa Clara	94	DesiRay Kernal, North Texas	79
Minutes Per Game (150 ranked)	Kyra White	62	1	34.65	Megan McConnell, Duquesne	38.28	Kyra White, UTSA	34.65
Points (200 ranked)					Caitlin Clark, Iowa	501	Temira Poindexter, Tulsa	322
Points Per Game (250 ranked)					Caitlin Clark, Iowa	31.3	Temira Poindexter, Tulsa	20.1
Rebounds (150 ranked)	Elyssa Coleman	130	8	111	Lauren Gustin, BYU	252	Mia Moore, UAB	150
Rebounds (Defensive) Per Game (30 ranked)					Lauren Gustin, BYU	10.8	Mia Moore, UAB	7.0
Rebounds (Offensive) Per Game (30 ranked)					Christina Dalce, Villanova	5.9	Alasia Smith, Memphis	4.1
Rebounds Per Game (248 ranked)	Elyssa Coleman	112	6	7.9	Lauren Gustin, BYU	15.8	Mia Moore, UAB	10.0
Steals (147 ranked)					Hannah Hidalgo, Notre Dame	74	Danae McNeal, East Carolina	52
Steals Per Game (244 ranked)					Hannah Hidalgo, Notre Dame	5.69	Danae McNeal, East Carolina	4.00
Three Point Attempts (146 ranked)					Caitlin Clark, Iowa	198	Temira Poindexter, Tulsa	128
Three Point Percentage (175 ranked)					Mallorie Haines, Davidson	56.6	Tracey Bershers, UAB	44.6
Three Pointers (147 ranked)					Caitlin Clark, Iowa	79	Madison Griggs, Memphis	46
Three Pointers Per Game (244 ranked)					Caitlin Clark, Iowa	4.94	Madison Griggs, Memphis	3.29
Triple Doubles (5 ranked)					Caitlin Clark, Iowa	3		

2023-24 ROADRUNNER TRACKER

CAREER TRACKER

UTSA RECORDS

1500 POINTS
Jordyn Jenkins* 1,137 (659 at UTSA)

1000 POINTS
Hailey Atwood* 989 (237 at UTSA)
Elyssa Coleman 704
Kyra White* 537 (399 at UTSA)

500 POINTS
Sidney Love 449
Sarai Estupiñan* 396 (0 at UTSA)
Nissa Sam-Grant* 262 (10 at UTSA)
Maya Linton 116
Aysia Proctor 116
Siena Guttadauro 109

100 POINTS
Idara Udo 91
Madison Cockrell 79
Kyleigh McGuire 78
Cheyenne Rowe* 73 (35 at UTSA)
Alexis Parker 64
Emma Lucio 8

1000 REBOUNDS
Hailey Atwood* 541 (236 at UTSA)

500 REBOUNDS
Jordyn Jenkins* 476 (240 at UTSA)
Elyssa Coleman 469
Nissa Sam-Grant* 403 (11 at UTSA)
Kyra White* 361 (230 at UTSA)
Maya Linton 178
Sidney Love 156

100 REBOUNDS
Sarai Estupiñan* 99 (0 at UTSA)
Kyleigh McGuire 94
Idara Udo 83
Cheyenne Rowe* 79 (40 at UTSA)
Aysia Proctor 69
Siena Guttadauro 48
Alexis Parker 41
Madison Cockrell 34
Emma Lucio 6

500 ASSISTS
Kyra White* 334 (207 at UTSA)
Hailey Atwood* 225 (67 at UTSA)
Sarai Estupiñan* 137 (0 at UTSA)
Sidney Love 112

100 ASSISTS
Jordyn Jenkins* 90 (49 at UTSA)
Nissa Sam-Grant* 47 (1 at UTSA)
Elyssa Coleman 38
Siena Guttadauro 28
Alexis Parker 24
Maya Linton 19
Madison Cockrell 18
Aysia Proctor 14
Idara Udo 10
Kyleigh McGuire 9
Cheyenne Rowe* 6 (4 at UTSA)
Emma Lucio 2

100 STEALS
Kyra White* 97 (48 at UTSA)
Hailey Atwood* 94 (31 at UTSA)
Jordyn Jenkins* 77 (41 at UTSA)
Sidney Love 58

50 STEALS
Elyssa Coleman 39
Maya Linton 31
Nissa Sam-Grant* 25 (0 at UTSA)
Madison Cockrell 17
Alexis Parker 15

250 BLOCKS
Nissa Sam-Grant* 132 (6 at UTSA)
Elyssa Coleman 120

100 BLOCKS
Kyra White* 69 (44 at UTSA)
Jordyn Jenkins* 67 (36 at UTSA)

50 BLOCKS
Hailey Atwood* 31 (11 at UTSA)
Idara Udo 13

10 BLOCKS
Maya Linton 8
Sidney Love 6
Cheyenne Rowe* 6 (2 at UTSA)
Aysia Proctor 5
Kyleigh McGuire 3
Alexis Parker 2
Siena Guttadauro 1

* Includes totals from previous schools

POINTS
1. Starlite Williams, 1983-87 1,607
2. Angel Singleton, 1994-98 1,565
3. Margaret Martinovich, 1981-85 1,480
4. Monica Gibbs, 2005-09 1,460
5. Tisha Boldt, 1986-91 1,379
6. Kamra King, 2011-15 1,367
7. Tammy Rogers, 1987-91 1,343
8. Michelle Martin, 1989-93 1,192
9. Sharon Wilson, 1985-89 1,173
10. Tesha Smith, 2013-17 1,169

REBOUNDS
1. Monica Gibbs, 2005-09 990
2. Tesha Smith, 2013-17 800
3. Margaret Martinovich, 1981-85 778
4. Angel Singleton, 1993-98 730
5. Marie Benson, 2016-19 680
6. Tisha Boldt, 1986-91 675
7. Starlite Williams, 83-87 636
8. Akunna Elonu, 2012-15 607
9. Michelle Martin, 1989-93 590
10. Onika Anderson, 2007-09 579

ASSISTS
1. Monica Gibbs, 2005-09 693
2. Tammy Rogers, 1987-91 377
3. Rhonda Hoffman, 1983-87 375
4. Sharon Wilson, 1985-89 355
5. Joyce Howard, 1996-98 333
6. Shelley Seale, 1981-83 296
7. Kim Reed, 2001-05 272
8. Karen Kroen, 1983-87 263
9. Kim Maxwell, 1981-84 259
10. Karrington Donald, 2017-21 252

STEALS
1. Starlite Williams, 1983-87 281
2. Kamra King, 2011-15 240
3. Michelle Martin, 1989-93 227
4. Sharon Wilson, 1985-89 223
5. Rhonda Hoffman, 1983-87 222
6. Monica Gibbs, 2005-09 207
7. Terrie Davis, 2004-08 173
8. Tammy Rogers, 1987-91 165
9. Ashley Spaletta, 2011-15 153
10. Crystal Chidomere, 2014-18 150

BLOCKS
1. Elyssa Coleman, 2021-Pres. 117
2. Whitney Wright, 2009-13 105
3. Alysse Davis, 2008-11 98
4. Marie Benson, 2016-19 94
5. Kim Duncan, 1983-85 93
6. Starlite Williams, 1983-87 88
7. Timea Toth, 2016-20 87
8. Mantha Emory, 1993-95 81
9. Tesha Smith, 2013-17 72
10. Lacy Mingee, 2001-06 70

CAREER POINTS	SEASON
1. Jordyn Jenkins 2022-23 659	
2. Tammy Rogers, 1990-91 583	
3. Starlite Williams, 1986-87 538	
4. Loryn Goodwin, 2016-17 525	
5. Monica Gibbs, 2008-09 514	
6. Starlite Williams, 1984-85 493	
7. Vivian Ewalefo, 2006-07 480	
8. Margaret Martinovich, 1982-83 469	
9. Valerie Wells, 1983-84 452	
10. Margaret Martinovich, 1984-85 451	

CAREER REBOUNDS	SEASON
1. Onika Anderson, 2008-09 351	
2. Monica Gibbs, 2008-09 309	
3. Ryba Pawlaczyk, 2008-09 297	
4. Marie Benson, 2018-19 289	
5. Cindy Pavell, 1981-82 271	
6. Ashleigh Franklin, 2009-10 268	
7. Tisha Boldt, 1987-88 262	
8. Marie Benson, 2017-18 249	
9. Margaret Martinovich, 1982-83 247	
10. Monica Gibbs, 2007-08 246	

CAREER ASSISTS	SEASON
1. Monica Gibbs, 2008-09 221	
2. Joyce Howard, 1997-98 201	
3. Monica Gibbs, 2007-08 195	
4. Tammy Rogers, 1990-91 188	
5. Shelley Seale, 1982-83 173	
6. Kyra White, 2022-23 143	
7. Monica Gibbs, 2006-07 139	
8. Monica Gibbs, 2005-06 138	
9. Loryn Goodwin, 2016-17 134	
10. Joyce Howard, 1996-97 132	

CAREER STEALS	SEASON
1. Loryn Goodwin, 2016-17 94	
2. Starlite Williams, 1986-87 92	
3. Jady Pimentel, 2021-22 83	
4. Joyce Howard, 1997-98 79	
5. Michelle Martin, 1991-92 76	
6. Michelle Martin, 1992-93 76	
7. Tammy Rogers, 1990-91 74	
8. Sharon Wilson, 1988-89 71	
9. Starlite Williams, 1983-84 70	
10. Valerie Wells, 1983-84 69	
Amber Prose, 2000-01 69	

CAREER BLOCKS	SEASON
1. Alysse Davis, 2010-11 78	
2. Kim Duncan, 1984-85 57	
3. Elyssa Coleman, 2022-23 57	
4. Ryba Pawlaczyk, 2008-09 56	
5. Mantha Emory, 1994-95 50	
6. Whitney Wright, 2011-12 48	
7. Timea Toth, 2019-20 44	
8. Keelah Wilson, 1999-00 41	
9. Whitney Wright, 2012-13 39	
10. Elyssa Coleman, 2021-22 38	

PLAYER GAME-BY-GAME STATISTICS

0

ELYSSA COLEMAN



Redshirt Junior • Forward • 6-3 • Houston, Texas • Atascocita HS • Texas

Coleman's Career and 2023-24 Game Highs

Career / Last	Category	2023-24 / Last
32 / January 6, 2024 vs Wichita State	Points	32 / January 6, 2024 vs Wichita State
19 / January 6, 2024 vs Wichita State	Rebounds	19 / January 6, 2024 vs Wichita State
3 / December 19, 2022	Assists	1, 5x / January 6, 2024 vs Wichita State
2, 8x / January 2, 2024 at East Carolina	Steals	2, 2x / January 2, 2024 at East Carolina
6 / January 21, 2023 at FIU	Blocks	4 / November 10, 2023 vs New Mexico State
14 / January 6, 2024 vs Wichita State	FG Made	14 / January 6, 2024 vs Wichita State
20 / January 6, 2024 vs Wichita State	FG Attempted	20 / January 6, 2024 vs Wichita State
1, 8x / December 3, 2023 vs UTEP	3PT Made	1 / December 3, 2023 vs UTEP
3 / February 5, 2022 vs North Texas	3PT Attempted	1, 4x / January 2, 2024 at East Carolina
7 / March 10, 2022 vs Western Kentucky	FT Made	4, 2x / January 6, 2024 vs Wichita State
10 / March 10, 2022 vs Western Kentucky	FT Attempted	6, 2x / January 6, 2024 vs Wichita State
38 / March 10, 2022 vs Western Kentucky	Minutes	33 / November 30, 2023 vs Texas State

#0 COLEMAN, Elyssa

2023-24 STATISTICS

Opponent	Date	GS	MIN	Total		3-Pointers		Free throws		Rebounds				PF	A	TO	BLK	STL	PTS	AVG	
				FG-FGA	PCT	3FG-3FGA	PCT	FT-FTA	PCT	OFF	DEF	TOT	AVG								
at Arizona St.	11/06/2023	*	10:23	0-6	.000	0-0	.000	0-0	.000	1	1	2	2.0	5	0	2	1	0	0	0.0	
New Mexico St.	11/10/2023	*	26:06	3-9	.333	0-1	.000	1-1	1.000	2	5	7	4.5	2	0	4	4	1	7	3.5	
at A&M-Corpus Christi	11/15/2023	*	29:07	7-13	.538	0-0	.000	0-0	.000	1	3	4	4.3	5	0	3	1	1	14	7.0	
at UT Arlington	11/18/2023	*	26:04	2-6	.333	0-1	.000	0-0	.000	2	6	8	5.3	2	1	3	2	0	4	6.3	
at Texas Tech	11/20/2023	*	27:45	3-8	.375	0-0	.000	0-2	.000	2	6	8	5.8	2	0	4	3	0	6	6.2	
at Sam Houston	11/25/2023	*	31:55	8-13	.615	0-0	.000	1-4	.250	3	3	6	5.8	5	0	1	3	2	17	8.0	
Texas St.	11/30/2023	*	33:11	4-13	.308	0-0	.000	3-4	.750	2	7	9	6.3	2	1	1	2	0	11	8.4	
UTEP	12/03/2023	*	25:01	11-13	.846	1-1	1.000	0-0	.000	2	6	8	6.5	3	0	3	1	0	23	10.3	
Houston	12/14/2023	*	28:40	3-6	.500	0-0	.000	0-0	.000	1	6	7	6.6	3	1	0	0	1	6	9.8	
at Oregon	12/17/2023	*	28:39	3-17	.176	0-0	.000	1-2	.500	7	6	13	7.2	2	0	1	0	1	7	9.5	
at Seattle U	12/19/2023	*	29:24	7-12	.583	0-0	.000	4-4	1.000	2	7	9	7.4	4	1	2	2	1	18	10.3	
at Temple	12/30/2023	*	32:27	5-11	.455	0-0	.000	1-1	1.000	1	6	7	7.3	3	1	0	2	0	11	10.3	
at East Carolina	01/02/2024	*	24:48	4-13	.308	0-1	.000	3-6	.500	4	0	4	7.1	5	1	4	1	2	11	10.4	
Wichita St.	01/06/2024	*	30:49	14-20	.700	0-0	.000	4-6	.667	6	13	19	7.9	3	1	1	3	1	32	11.9	
Totals			14	384:19	74-160	.463	1-4	.250	18-30	.600	36	75	111	7.9	46	7	29	25	10	167	11.9

Player Averages

Games Played	Minutes/game	Points/game	FG Pct	3FG Pct	FT Pct	Rebounds/game	Assists/game	Turnovers/game	Assist/Turnover ratio	Steals/game	Blocks/game
14	27.5	11.9	46.3	25.0	60.0	7.9	0.5	2.1	0.2	0.7	1.8

PLAYER GAME-BY-GAME STATISTICS

1

HAILEY ATWOOD

Graduate Student • Guard • 5-8 • Austin, Texas • James Bowie HS • Blinn College



Atwood's NCAA Career and 2023-24 Game Highs

Career / Last	Category	2023-24 / Last
13 / February 25, 2023 vs FIU	Points	8 / December 19, 2023 at Seattle U
8, 2x / February 17, 2022 vs Southern Miss	Rebounds	4 / January 2, 2024 at East Carolina
5 / February 23, 2023 vs Florida Atlantic	Assists	3 / January 2, 2024 at East Carolina
3, 2x / February 23, 2023 vs Florida Atlantic	Steals	2 / January 2, 2024 at East Carolina
1, 11x / November 24, 2023 at Sam Houston	Blocks	1 / November 24, 2023 at Sam Houston
6 / February 2, 2023 vs Western Kentucky	FG Made	4 / December 19, 2023 at Seattle U
12 / February 25, 2023 vs FIU	FG Attempted	7 / December 19, 2023 at Seattle U
2, 2x / February 25, 2023 vs FIU	3PT Made	1 / January 2, 2024 at East Carolina
5 / February 25, 2023 vs FIU	3PT Attempted	1, 4x / January 2, 2024 at East Carolina
2, 11x / November 24, 2023 at Sam Houston	FT Made	2 / November 24, 2023 at Sam Houston
3, 2x / February 23, 2023 vs Florida Atlantic	FT Attempted	2, 2x / January 2, 2024 at East Carolina
34 / March 10, 2022 vs Western Kentucky	Minutes	24 / December 19, 2023 at Seattle U

2023-24 STATISTICS

#1 ATWOOD, Hailey

Opponent	Date	GS	MIN	Total		3-Pointers		Free throws		Rebounds				PF	A	TO	BLK	STL	PTS	AVG	
				FG-FGA	PCT	3FG-3FGA	PCT	FT-FTA	PCT	OFF	DEF	TOT	AVG								
at Arizona St.	11/06/2023	*	16:39	0-2	.000	0-0	.000	0-0	.000	1	0	1	1.0	2	0	3	0	0	0	0.0	
New Mexico St.	11/10/2023	*	19:46	0-2	.000	0-1	.000	0-0	.000	0	1	1	1.0	2	0	2	0	0	0	0.0	
at A&M-Corpus Christi	11/15/2023		02:47	0-1	.000	0-0	.000	0-0	.000	0	0	0	0.7	3	0	1	0	0	0	0.0	
at UT Arlington	11/18/2023		10:11	0-0	.000	0-0	.000	0-0	.000	0	2	2	1.0	1	1	0	0	0	0	0.0	
at Texas Tech	11/20/2023		03:13	0-0	.000	0-0	.000	0-0	.000	0	2	2	1.2	0	0	2	0	0	0	0.0	
at Sam Houston	11/25/2023		10:27	0-1	.000	0-0	.000	2-2	1.000	2	1	3	1.5	3	1	1	1	0	2	0.3	
Texas St.	11/30/2023		06:02	0-0	.000	0-0	.000	0-0	.000	0	1	1	1.4	1	1	0	0	0	0	0.3	
UTEP	12/03/2023	*	18:22	1-2	.500	0-0	.000	0-0	.000	0	1	1	1.4	1	2	2	0	0	2	0.5	
Houston	12/14/2023	*	15:24	0-1	.000	0-1	.000	0-0	.000	0	2	2	1.4	0	2	3	0	0	0	0.4	
at Oregon	12/17/2023	*	12:08	0-0	.000	0-0	.000	0-0	.000	1	1	2	1.5	1	1	3	0	0	0	0.4	
at Seattle U	12/19/2023	*	24:38	4-7	.571	0-1	.000	0-0	.000	0	1	1	1.5	2	1	1	0	1	8	1.1	
at Temple	12/30/2023	*	08:28	1-1	1.000	0-0	.000	0-0	.000	1	0	1	1.4	3	0	1	0	1	2	1.2	
at East Carolina	01/02/2024	*	14:46	1-1	1.000	1-1	1.000	1-2	.500	1	3	4	1.6	1	3	2	0	2	4	1.4	
Totals			8	162:51	7-18	.389	1-4	.250	3-4	.750	6	15	21	1.6	20	12	21	1	4	18	1.4

Player Averages

Games Played	Minutes/game	Points/game	FG Pct	3FG Pct	FT Pct	Rebounds/game	Assists/game	Turnovers/game	Assist/Turnover ratio	Steals/game	Blocks/game
13	12.5	1.4	38.9	25.0	75.0	1.6	0.9	1.6	0.6	0.3	0.1

PLAYER GAME-BY-GAME STATISTICS

2

ALEXIS PARKER



Sophomore • Guard • 5-9 • San Antonio, Texas • Brandeis HS

Parker's Career and 2023-24 Game Highs

Career / Last	Category	2023-24 / Last
11 / December 19, 2022 at Houston.....	Points	4 / November 18, 2023 at UT Arlington
5 / February 4, 2023 vs Middle Tennessee.....	Rebounds	2, 4x / December 3, 2023 vs UTEP
3, 4x / November 15, 2023 at Texas A&M-Corpus Christi.....	Assists	3 / November 15, 2023 at Texas A&M-Corpus Christi
3 / December 19, 2022 at Houston	Steals	2 / November 18, 2023 at UT Arlington
1, 2x / November 24, 2023 at Sam Houston.....	Blocks	1 / November 24, 2023 at Sam Houston
4 / December 19, 2022 at Houston	FG Made	1, 2x / November 18, 2023 at UT Arlington
7 / December 19, 2022 at Houston	FG Attempted.....	6 / November 18, 2023 at UT Arlington
1, 7x / February 11, 2023 vs UTEP	3PT Made	N/A
4 / February 11, 2023 vs UTEP	3PT Attempted.....	2, 2x / November 18, 2023 at UT Arlington
2, 12x / December 14, 2023 vs Houston.....	FT Made	2, 2x / December 14, 2023 vs Houston
4, 2x / November 18, 2023 at UT Arlington.....	FT Attempted.....	4, 2x / November 18, 2023 at UT Arlington
31 / December 10, 2022 vs Idaho.....	Minutes.....	19, 2x / November 18, 2023 at UT Arlington

#2 PARKER, Alexis

2023-24 STATISTICS

Opponent	Date	GS	MIN	Total		3-Pointers		Free throws		Rebounds				PF	A	TO	BLK	STL	PTS	AVG
				FG-FGA	PCT	3FG-3FGA	PCT	FT-FTA	PCT	OFF	DEF	TOT	AVG							
at Arizona St.	11/06/2023		08:26	1-3	.333	0-1	.000	1-4	.250	0	0	0	0.0	0	0	1	0	0	3	3.0
New Mexico St.	11/10/2023		06:30	0-0	.000	0-0	.000	0-2	.000	0	0	0	0.0	0	0	0	0	0	0	1.5
at A&M-Corpus Christi	11/15/2023	*	19:24	0-3	.000	0-2	.000	0-0	.000	0	2	2	0.7	1	3	2	0	1	0	1.0
at UT Arlington	11/18/2023	*	19:52	1-6	.167	0-2	.000	2-4	.500	1	1	2	1.0	2	2	3	0	2	4	1.8
at Texas Tech	11/20/2023	*	19:01	2-3	.667	0-1	.000	0-0	.000	0	2	2	1.2	1	0	2	0	1	4	2.2
at Sam Houston	11/25/2023		07:47	0-0	.000	0-0	.000	0-2	.000	1	1	2	1.3	0	0	1	1	0	0	1.8
Texas St.	11/30/2023		12:21	0-3	.000	0-1	.000	0-0	.000	1	0	1	1.3	2	0	1	0	0	0	1.6
UTEP	12/03/2023		03:17	0-2	.000	0-0	.000	0-0	.000	2	0	2	1.4	1	0	1	0	0	0	1.4
Houston	12/14/2023		02:57	0-1	.000	0-1	.000	2-2	1.000	0	1	1	1.3	0	0	0	0	0	2	1.4
at Seattle U	12/19/2023		00:43	0-0	.000	0-0	.000	0-0	.000	0	0	0	1.2	0	0	0	0	0	0	1.3
at Temple	12/30/2023		04:02	0-1	.000	0-0	.000	0-0	.000	0	0	0	1.1	1	0	0	0	0	0	1.2
at East Carolina	01/02/2024		03:27	0-1	.000	0-1	.000	1-2	.500	1	0	1	1.1	0	1	1	0	0	1	1.2
Totals		3	107:47	4-23	.174	0-9	.000	6-16	.375	6	7	13	1.1	8	6	12	1	4	14	1.2

Player Averages


Games Played	Minutes/game	Points/game	FG Pct	3FG Pct	FT Pct	Rebounds/game	Assists/game	Turnovers/game	Assist/Turnover ratio	Steals/game	Blocks/game
12	9.0	1.2	17.4	0.0	37.5	1.1	0.5	1.0	0.5	0.3	0.1

PLAYER GAME-BY-GAME STATISTICS

3

EMMA LUCIO

Freshman • Guard • 5-9 • Edinburg, Texas • Robert Vela HS



Lucio's Career and 2023-24 Game Highs

Career / Last	Category	2023-24 / Last
3, 2x / January 2, 2024 at East Carolina	Points	3, 2x / January 2, 2024 at East Carolina
3 / January 2, 2024 at East Carolina	Rebounds	3 / January 2, 2024 at East Carolina
2 / January 2, 2024 at East Carolina	Assists	2 / January 2, 2024 at East Carolina
N/A	Steals	N/A
N/A	Blocks	N/A
1, 3x / January 6, 2024 vs Wichita State	FG Made	1, 3x / January 6, 2024 vs Wichita State
9 / January 2, 2024 at East Carolina	FG Attempted	9 / January 2, 2024 at East Carolina
1 / December 3, 2023 vs UTEP	3PT Made	1 / December 3, 2023 vs UTEP
6 / January 2, 2024 at East Carolina	3PT Attempted	6 / January 2, 2024 at East Carolina
1 / January 2, 2024 at East Carolina	FT Made	1 / January 2, 2024 at East Carolina
4 / January 2, 2024 at East Carolina	FT Attempted	4 / January 2, 2024 at East Carolina
21 / January 2, 2024 at East Carolina	Minutes	21 / January 2, 2024 at East Carolina

#3 LUCIO, Emma

2023-24 STATISTICS

Opponent	Date	GS	MIN	Total		3-Pointers		Free throws		Rebounds				PF	A	TO	BLK	STL	PTS	AVG
				FG-FGA	PCT	3FG-3FGA	PCT	FT-FTA	PCT	OFF	DEF	TOT	AVG							
at Sam Houston	11/25/2023		11:22	0-1	.000	0-0	.000	0-0	.000	0	2	2	2.0	1	0	1	0	0	0	0.0
UTEP	12/03/2023		05:42	1-2	.500	1-2	.500	0-0	.000	0	0	0	1.0	0	0	1	0	0	3	1.5
at East Carolina	01/02/2024		21:05	1-9	.111	0-6	.000	1-4	.250	1	2	3	1.7	2	2	2	0	0	3	2.0
Wichita St.	01/06/2024		10:32	1-4	.250	0-2	.000	0-0	.000	1	0	1	1.5	2	0	0	0	0	2	2.0
Totals		0	48:41	3-16	.188	1-10	.100	1-4	.250	2	4	6	1.5	5	2	4	0	0	8	2.0

Player Averages

Games Played	Minutes/game	Points/game	FG Pct	3FG Pct	FT Pct	Rebounds/game	Assists/game	Turnovers/game	Assist/Turnover ratio	Steals/game	Blocks/game
4	12.2	2.0	18.8	10.0	25.0	1.5	0.5	1.0	0.5	0.0	0.0

PLAYER GAME-BY-GAME STATISTICS

4

SIENA GUTTADAURO



Sophomore • Guard • 5-6 • San Jose, California • Archbishop Mitty HS

Guttadauro's Career and 2023-24 Game Highs

Career / Last	Category	2023-24 / Last
12 / December 3, 2023 vs UTEP	Points	12 / December 3, 2023 vs UTEP
4 / February 11, 2023 vs UTEP	Rebounds	2, 3x / December 14, 2023 vs Houston
3, 3x / November 6, 2023 at Arizona State	Assists	3 / November 6, 2023 at Arizona State
1, 9x / February 23 at Florida Atlantic	Steals	N/A
1 / February 2, 2023 vs Western Kentucky	Blocks	N/A
4, 3x / December 3, 2023 vs UTEP	FG Made	4, 2x / December 3, 2023 vs UTEP
8 / February 11, 2023 vs UTEP	FG Attempted	7 / November 30, 2023 vs Texas State
4 / December 3, 2023 vs UTEP	3PT Made	4 / December 3, 2023 vs UTEP
6, 4x / November 30, 2023 vs Texas State	3PT Attempted	6, 2x / November 30, 2023 vs Texas State
2, 3x March 2, 2023 at Charlotte	FT Made	1 / November 6, 2023 at Arizona State
3, 2x / February 4, 2023 vs. Middle Tennessee	FT Attempted	2 / November 6, 2023 at Arizona State
24 / December 10, 2022 vs Idaho	Minutes	19 / November 30, 2023 vs Texas State

2023-24 STATISTICS

#4 GUTTADAURO, Siena

Opponent	Date	GS	MIN	Total		3-Pointers		Free throws		Rebounds				PF	A	TO	BLK	STL	PTS	AVG
				FG-FGA	PCT	3FG-3FGA	PCT	FT-FTA	PCT	OFF	DEF	TOT	AVG							
at Arizona St.	11/06/2023		14:01	1-6	.167	1-6	.167	1-2	.500	0	0	0	0.0	2	3	1	0	0	4	4.0
at A&M-Corpus Christi	11/15/2023		13:45	2-4	.500	2-4	.500	0-0	.000	0	0	0	0.0	1	0	1	0	0	6	5.0
at UT Arlington	11/18/2023		10:26	1-5	.200	0-3	.000	0-0	.000	2	0	2	0.7	1	0	0	0	0	2	4.0
at Texas Tech	11/20/2023		08:37	0-2	.000	0-2	.000	0-0	.000	0	0	0	0.5	0	0	2	0	0	0	3.0
at Sam Houston	11/25/2023		02:25	0-0	.000	0-0	.000	0-0	.000	0	1	1	0.6	0	0	1	0	0	0	2.4
Texas St.	11/30/2023		19:01	4-7	.571	3-6	.500	0-0	.000	0	1	1	0.7	0	1	0	0	0	11	3.8
UTEP	12/03/2023		18:35	4-5	.800	4-5	.800	0-0	.000	0	2	2	0.9	0	1	3	0	0	12	5.0
Houston	12/14/2023		13:17	0-2	.000	0-1	.000	0-0	.000	0	2	2	1.0	0	1	3	0	0	0	4.4
at Oregon	12/17/2023		20:26	0-4	.000	0-3	.000	0-0	.000	1	3	4	1.3	2	1	0	0	0	0	3.9
at Seattle U	12/19/2023		03:59	0-0	.000	0-0	.000	0-0	.000	0	1	1	1.3	2	0	1	0	0	0	3.5
at Temple	12/30/2023		10:01	0-2	.000	0-1	.000	0-0	.000	0	0	0	1.2	0	0	1	0	0	0	3.2
at East Carolina	01/02/2024		12:04	1-3	.333	1-2	.500	0-0	.000	2	1	3	1.3	1	1	4	0	0	3	3.2
Totals		0	146:36	13-40	.325	11-33	.333	1-2	.500	5	11	16	1.3	9	8	17	0	0	38	3.2

Player Averages

Games Played	Minutes/game	Points/game	FG Pct	3FG Pct	FT Pct	Rebounds/game	Assists/game	Turnovers/game	Assist/Turnover ratio	Steals/game	Blocks/game
12	12.2	3.2	32.5	33.3	50.0	1.3	0.7	1.4	0.5	0.0	0.0

PLAYER GAME-BY-GAME STATISTICS

5

MADISON COCKRELL

Sophomore • Guard • 5-4 • Dallas, Texas • Bishop Lynch HS



Cockrell's Career and 2023-24 Game Highs

Career / Last	Category	2023-24 / Last
13 / January 2, 2024 at East Carolina	Points	13 / January 2, 2024 at East Carolina
4, 3x / November 6, 2023 at Arizona State	Rebounds	4 / November 6, 2023 at Arizona State
3, 2x / January 21, 2023 at FIU	Assists	2 / January 6, 2024 vs Wichita State
3 / January 2, 2024 at East Carolina	Steals	3 / January 2, 2024 at East Carolina
N/A	Blocks	N/A
4, 3x / January 2, 2024 at East Carolina	FG Made	4 / January 2, 2024 at East Carolina
8, 3x / January 2, 2024 at East Carolina	FG Attempted	8 / January 2, 2024 at East Carolina
3, 2x / January 2, 2024 at East Carolina	3PT Made	3 / January 2, 2024 at East Carolina
6 / January 2, 2024 at East Carolina	3PT Attempted	6 / January 2, 2024 at East Carolina
3 / November 30, 2022 at Texas State	FT Made	2 / January 2, 2024 at East Carolina
4 / November 30, 2022 at Texas State	FT Attempted	2 / January 2, 2024 at East Carolina
20, 2x / January 21, 2023 at FIU	Minutes	17 / January 2, 2024 at East Carolina

#5 COCKRELL, Madison

2023-24 STATISTICS

Opponent	Date	GS	MIN	Total		3-Pointers		Free throws		Rebounds				PF	A	TO	BLK	STL	PTS	AVG
				FG-FGA	PCT	3FG-3FGA	PCT	FT-FTA	PCT	OFF	DEF	TOT	AVG							
at Arizona St.	11/06/2023		07:43	1-4	.250	0-1	.000	1-1	1.000	1	3	4	4.0	0	1	1	0	2	3	3.0
New Mexico St.	11/10/2023		03:42	0-1	.000	0-0	.000	0-0	.000	0	0	0	2.0	1	0	1	0	0	0	1.5
at A&M-Corpus Christi	11/15/2023		07:24	0-1	.000	0-0	.000	0-0	.000	1	1	2	2.0	1	0	1	0	0	0	1.0
at UT Arlington	11/18/2023		07:36	1-2	.500	1-1	1.000	0-0	.000	0	1	1	1.8	1	1	1	0	1	3	1.5
Texas St.	11/30/2023		02:06	1-1	1.000	0-0	.000	0-0	.000	0	0	0	1.4	0	0	0	0	0	2	1.6
UTEP	12/03/2023		02:23	1-1	1.000	1-1	1.000	0-0	.000	0	0	0	1.2	0	0	1	0	0	3	1.8
at Seattle U	12/19/2023		01:36	0-1	.000	0-0	.000	0-0	.000	0	0	0	1.0	0	0	1	0	0	0	1.6
at East Carolina	01/02/2024		17:01	4-8	.500	3-6	.500	2-2	1.000	0	2	2	1.1	4	0	2	0	3	13	3.0
Wichita St.	01/06/2024		11:42	0-4	.000	0-2	.000	0-0	.000	0	0	0	1.0	0	2	1	0	1	0	2.7
Totals		0	61:12	8-23	.348	5-11	.455	3-3	1.000	2	7	9	1.0	7	4	9	0	7	24	2.7

Player Averages

Games Played	Minutes/game	Points/game	FG Pct	3FG Pct	FT Pct	Rebounds/game	Assists/game	Turnovers/game	Assist/Turnover ratio	Steals/game	Blocks/game
9	6.8	2.7	34.8	45.5	100.0	1.0	0.4	1.0	0.4	0.8	0.0

PLAYER GAME-BY-GAME STATISTICS

11

SIDNEY LOVE



Sophomore • Guard • 5-8 • Cibolo, Texas. • Steele HS

Love's Career and 2023-24 Game Highs

Career / Last	Category	2023-24 / Last
26 / November 18, 2023 at UT Arlington	Points	26 / November 18, 2023 at UT Arlington
10 / January 21, 2023 at FIU	Rebounds	7 / November 24, 2023 at Sam Houston
7, 2x / December 3, 2023 vs UTEP	Assists	7 / December 3, 2023 vs UTEP
4 / January 16, 2023 at Rice	Steals	3, 2x / November 24, 2023 at Sam Houston
1, 6x / November 24, 2023 at Sam Houston	Blocks	1, 2x / November 24, 2023 at Sam Houston
9 / December 31, 2022 vs UAB	FG Made	7, 2x / January 6, 2024 vs Wichita State
18 / January 6, 2024 vs Wichita State	FG Attempted	18 / January 6, 2024 vs Wichita State
5 / 23 / December 31, 2022 vs UAB	3PT Made	2 / January 6, 2024 vs Wichita State
9 / 23 / December 31, 2022 vs UAB	3PT Attempted	7 / January 6, 2024 vs Wichita State
13 / November 18, 2023 at UT Arlington	FT Made	13 / November 18, 2023 at UT Arlington
15 / November 18, 2023 at UT Arlington	FT Attempted	15 / November 18, 2023 at UT Arlington
38 / Match 8, 2023 vs Florida Atlantic	Minutes	37 / November 15, 2023 at Texas A&M-Corpus Christi

#11 LOVE, Sidney

2023-24 STATISTICS

Opponent	Date	GS	MIN	Total		3-Pointers		Free throws		Rebounds				PF	A	TO	BLK	STL	PTS	AVG	
				FG-FGA	PCT	3FG-3FGA	PCT	FT-FTA	PCT	OFF	DEF	TOT	AVG								
at Arizona St.	11/06/2023	*	22:47	2-6	.333	0-1	.000	3-4	.750	1	1	2	2.0	2	1	4	0	1	7	7.0	
New Mexico St.	11/10/2023	*	36:21	3-11	.273	0-4	.000	1-1	1.000	0	3	3	2.5	2	3	3	0	2	7	7.0	
at A&M-Corpus Christi	11/15/2023	*	37:06	3-8	.375	0-2	.000	4-4	1.000	1	3	4	3.0	3	5	4	0	3	10	8.0	
at UT Arlington	11/18/2023	*	33:10	6-10	.600	1-2	.500	13-15	.867	0	2	2	2.8	2	2	2	1	0	26	12.5	
at Texas Tech	11/20/2023	*	29:20	7-14	.500	1-3	.333	3-3	1.000	1	2	3	2.8	5	1	2	0	2	18	13.6	
at Sam Houston	11/25/2023	*	34:01	3-7	.429	1-1	1.000	5-6	.833	1	6	7	3.5	2	1	4	1	3	12	13.3	
Texas St.	11/30/2023	*	35:30	5-10	.500	1-4	.250	0-0	.000	0	2	2	3.3	3	3	4	0	1	11	13.0	
UTEP	12/03/2023	*	26:00	6-11	.545	1-3	.333	3-4	.750	0	5	5	3.5	1	7	1	0	0	16	13.4	
Houston	12/14/2023	*	29:35	5-12	.417	1-2	.500	2-2	1.000	0	3	3	3.4	2	2	2	0	2	13	13.3	
at Oregon	12/17/2023	*	34:38	2-15	.133	0-3	.000	5-5	1.000	3	3	6	3.7	3	2	6	0	3	9	12.9	
at Seattle U	12/19/2023	*	29:46	2-7	.286	0-0	.000	1-2	.500	0	2	2	3.5	4	6	2	0	0	5	12.2	
at Temple	12/30/2023	*	34:16	3-8	.375	1-3	.333	1-3	.333	3	4	7	3.8	3	5	7	0	0	8	11.8	
at East Carolina	01/02/2024	*	18:43	0-4	.000	0-2	.000	0-0	.000	0	1	1	3.6	2	1	3	0	2	0	10.9	
Wichita St.	01/06/2024	*	36:50	7-18	.389	2-7	.286	0-0	.000	2	1	3	3.6	2	6	1	0	2	16	11.3	
Totals			14	438:03	54-141	.383	9-37	.243	41-49	.837	12	38	50	3.6	36	45	45	2	21	158	11.3

Player Averages

Games Played	Minutes/game	Points/game	FG Pct	3FG Pct	FT Pct	Rebounds/game	Assists/game	Turnovers/game	Assist/Turnover ratio	Steals/game	Blocks/game
14	31.3	11.3	38.3	24.3	83.7	3.6	3.2	3.2	1.0	1.5	0.1

PLAYER GAME-BY-GAME STATISTICS

12

AYSIA PROCTOR

Freshman • Guard • 5-8 • Schertz, Texas • Samuel Clemens HS



Proctors' Career and 2023-24 Game Highs

Career / Last	Category	2023-24 / Last
20 / December 17, 2023 at Oregon	Points	20 / December 17, 2023 at Oregon
11 / December 17, 2023 at Oregon	Rebounds	11 / December 17, 2023 at Oregon
3, 2x / December 19, 2023 at Seattle U	Assists	3, 2x / December 19, 2023 at Seattle U
2 / December 19, 2023 at Seattle U	Steals	2 / December 19, 2023 at Seattle U
2 / January 6, 2024 vs Wichita State	Blocks	2 / January 6, 2024 vs Wichita State
9, 2x / December 17, 2023 at Oregon	FG Made	9, 2x / December 17, 2023 at Oregon
21 / December 17, 2023 at Oregon	FG Attempted	21 / December 17, 2023 at Oregon
2, 3x / January 6, 2024 vs Wichita State	3PT Made	2, 3x / January 6, 2024 vs Wichita State
6 / December 17, 2023 at Oregon	3PT Attempted	6 / December 17, 2023 at Oregon
1, 4x / December 19, 2023 at Seattle U	FT Made	1, 4x / December 19, 2023 at Seattle U
2, 4x / December 19, 2023 at Seattle U	FT Attempted	2, 4x / December 19, 2023 at Seattle U
29 / November 30, 2023 vs Texas State	Minutes	29 / November 30, 2023 vs Texas State

#12 PROCTOR, Aysia

2023-24 STATISTICS

Opponent	Date	GS	MIN	Total		3-Pointers		Free throws		Rebounds				PF	A	TO	BLK	STL	PTS	AVG
				FG-FGA	PCT	3FG-3FGA	PCT	FT-FTA	PCT	OFF	DEF	TOT	AVG							
at Arizona St.	11/06/2023		13:43	1-3	.333	0-2	.000	0-0	.000	3	4	7	7.0	0	0	2	0	0	2	2.0
New Mexico St.	11/10/2023		22:19	8-9	.889	2-3	.667	1-2	.500	1	4	5	6.0	1	1	2	0	1	19	10.5
at A&M-Corpus Christi	11/15/2023		26:21	3-9	.333	0-3	.000	1-2	.500	1	4	5	5.7	2	1	3	1	1	7	9.3
at UT Arlington	11/18/2023		03:57	1-1	1.000	0-0	.000	0-0	.000	0	0	0	4.3	1	0	1	0	0	2	7.5
at Texas Tech	11/20/2023		25:19	5-7	.714	0-0	.000	0-0	.000	2	3	5	4.4	3	0	6	0	1	10	8.0
at Sam Houston	11/25/2023	*	26:38	4-7	.571	0-0	.000	0-0	.000	1	7	8	5.0	1	3	4	0	0	8	8.0
Texas St.	11/30/2023	*	29:42	2-10	.200	0-2	.000	0-0	.000	2	5	7	5.3	5	0	1	1	0	4	7.4
UTEP	12/03/2023		19:11	1-4	.250	0-2	.000	0-0	.000	1	5	6	5.4	2	2	1	1	0	2	6.8
Houston	12/14/2023		24:54	9-11	.818	0-1	.000	1-2	.500	2	3	5	5.3	0	0	1	0	0	19	8.1
at Oregon	12/17/2023		25:18	9-21	.429	2-6	.333	0-0	.000	5	6	11	5.9	2	0	2	0	1	20	9.3
at Seattle U	12/19/2023		26:41	4-11	.364	1-2	.500	1-2	.500	1	1	2	5.5	1	3	0	0	2	10	9.4
at Temple	12/30/2023		27:24	3-9	.333	1-2	.500	0-0	.000	1	4	5	5.5	2	2	2	0	1	7	9.2
Wichita St.	01/06/2024	*	22:22	2-9	.222	2-5	.400	0-0	.000	0	3	3	5.3	1	2	1	2	0	6	8.9
Totals		3	293:50	52-111	.468	8-28	.286	4-8	.500	20	49	69	5.3	21	14	26	5	7	116	8.9

Player Averages

Games Played	Minutes/game	Points/game	FG Pct	3FG Pct	FT Pct	Rebounds/game	Assists/game	Turnovers/game	Assist/Turnover ratio	Steals/game	Blocks/game
13	22.6	8.9	46.8	28.6	50.0	5.3	1.1	2.0	0.5	0.5	0.4

PLAYER GAME-BY-GAME STATISTICS

13

SARAI ESTUPINAN

Junior • Guard • 5-5 • Cedar Park, Texas • Cedar Park HS • St. Mary's (TX) • Tallahassee CC



Estupinan's NCAA Career and 2023-24 Game Highs (* at St. Mary's)

Career / Last	Category	2023-24 / Last
11 / November 20, 2021 vs Lander*	Points	N/A
6 / December 13, 2021 at Angelo State*	Rebounds	N/A
9 / January 8, 2022 at Midwestern State*	Assists	N/A
3 / February 3, 2022 at Texas A&M-International*	Steals	N/A
N/A	Blocks	N/A
4 / November 20, 2021 vs Lander*	FG Made	N/A
9 / November 20, 2021 vs Lander*	FG Attempted	N/A
3 / November 20, 2021 vs Lander*	3PT Made	N/A
7 / November 20, 2021 vs Lander*	3PT Attempted	N/A
4 / January 8, 2022 at Midwestern State*	FT Made	N/A
6 / January 8, 2022 at Midwestern State*	FT Attempted	N/A
20 / February 21, 2021 vs West Texas A&M*	Minutes	N/A

HAS YET TO APPEAR IN THE 2023-24 SEASON

PLAYER GAME-BY-GAME STATISTICS

20

MAYA LINTON



Sophomore • Forward • 6-0 • Duncanville, Texas • Duncanville HS

Linton's Career and 2023-24 Game Highs

Career / Last	Category	2023-24 / Last
15 / November 18, 2023 at UT Arlington	Points	15 / November 18, 2023 at UT Arlington
10 / November 18, 2023 at UT Arlington	Rebounds	10 / November 18, 2023 at UT Arlington
2 / January 25, 2023 at FIU	Assists	1, 5x / January 6, 2024 vs Wichita State
3, 2x / December 19, 2023 at Seattle U	Steals	3, 2x / December 19, 2023 at Seattle U
2 / March 10, 2023 vs Western Kentucky	Blocks	N/A
6 / November 18, 2023 at UT Arlington	FG Made	6 / November 18, 2023 at UT Arlington
11 / November 18, 2023 at UT Arlington	FG Attempted	11 / November 18, 2023 at UT Arlington
N/A	3PT Made	N/A
1, 5x / December 19, 2023 at Seattle U	3PT Attempted	1, 5x / December 19, 2023 at Seattle U
4 / November 24, 2023 at Sam Houston	FT Made	4 / November 24, 2023 at Sam Houston
8 / November 24, 2023 at Sam Houston	FT Attempted	8 / November 24, 2023 at Sam Houston
26 / November 18, 2023 at UT Arlington	Minutes	26 / November 18, 2023 at UT Arlington

2023-24 STATISTICS

#20 LINTON, Maya

Opponent	Date	GS	MIN	Total		3-Pointers		Free throws		Rebounds				PF	A	TO	BLK	STL	PTS	AVG	
				FG-FGA	PCT	3FG-3FGA	PCT	FT-FTA	PCT	OFF	DEF	TOT	AVG								
at Arizona St.	11/06/2023	*	20:22	4-7	.571	0-0	.000	2-2	1.000	1	3	4	4.0	5	0	0	0	3	10	10.0	
New Mexico St.	11/10/2023	*	20:49	3-6	.500	0-1	.000	3-3	1.000	5	1	6	5.0	5	0	2	0	1	9	9.5	
at A&M-Corpus Christi	11/15/2023		18:35	0-3	.000	0-1	.000	0-0	.000	3	4	7	5.7	3	0	2	0	2	0	6.3	
at UT Arlington	11/18/2023	*	26:41	6-11	.545	0-0	.000	3-6	.500	3	7	10	6.8	5	0	1	0	2	15	8.5	
at Texas Tech	11/20/2023	*	23:04	0-1	.000	0-0	.000	2-4	.500	4	0	4	6.2	4	1	2	0	2	2	7.2	
at Sam Houston	11/25/2023	*	14:23	0-2	.000	0-0	.000	4-8	.500	2	4	6	6.2	2	1	0	0	0	4	6.7	
Texas St.	11/30/2023	*	18:35	0-4	.000	0-1	.000	0-0	.000	1	4	5	6.0	2	1	1	0	0	0	5.7	
Houston	12/14/2023		16:16	0-1	.000	0-0	.000	0-0	.000	2	2	4	5.8	2	0	0	0	1	0	5.0	
at Oregon	12/17/2023		13:25	0-0	.000	0-0	.000	0-0	.000	1	0	1	5.2	3	0	0	0	1	0	4.4	
at Seattle U	12/19/2023	*	24:44	1-5	.200	0-1	.000	3-4	.750	3	1	4	5.1	3	1	0	0	3	5	4.5	
at Temple	12/30/2023	*	19:25	1-1	1.000	1-1	1.000	0-0	.000	2	4	6	5.2	3	1	0	0	1	3	4.4	
at East Carolina	01/02/2024		15:54	1-3	.333	0-0	.000	0-0	.000	3	2	5	5.2	3	0	3	0	2	2	4.2	
Wichita St.	01/06/2024		15:15	0-3	.000	0-0	.000	0-2	.000	2	4	6	5.2	2	1	2	0	0	0	3.8	
Totals			8	247:28	16-47	.340	1-5	.200	17-29	.586	32	36	68	5.2	42	6	13	0	18	50	3.8

Player Averages

Games Played	Minutes/game	Points/game	FG Pct	3FG Pct	FT Pct	Rebounds/game	Assists/game	Turnovers/game	Assist/Turnover ratio	Steals/game	Blocks/game
13	19.0	3.8	34.0	20.0	58.6	5.2	0.5	1.0	0.5	1.4	0.0

PLAYER GAME-BY-GAME STATISTICS

21

CHEYENNE ROWE

Sophomore • Forward • 6-2 • Ajax, Ontario, Canada • Bill Crothers Secondary School • James Madison



Rowe's Career and 2023-24 Game Highs (* at James Madison)

Career / Last	Category	2023-24 / Last
11 / December 4, 2022 vs UMES*	Points	8 / December 17, 2023 at Oregon
9 / November 6, 2023 at Arizona State	Rebounds	9 / November 6, 2023 at Arizona State
1, 6x / December 3, 2023 vs UTEP	Assists	1, 4x / December 3, 2023 vs UTEP
1, 5x / December 17, 2023 at Oregon	Steals	1, 3x / December 17, 2023 at Oregon
2, 2x / December 17, 2022 at Hampton*	Blocks	1 / November 20, 2023 at Texas Tech
5 / December 4, 2022 vs UMES*	FG Made	4 / December 17, 2023 at Oregon
5, 3x / December 3, 2023 vs UTEP	FG Attempted	7 / December 17, 2023 at Oregon
N/A	3PT Made	N/A
1 / December 17, 2023 at Oregon	3PT Attempted	1 / December 17, 2023 at Oregon
3 / November 15, 2023 at Texas A&M-Corpus Christi	FT Made	3 / November 15, 2023 at Texas A&M-Corpus Christi
4, 3x / November 15, 2023 at Texas A&M-Corpus Christi	FT Attempted	4, 2x / November 15, 2023 at Texas A&M-Corpus Christi
17, 3x / December 3, 2023 vs UTEP	Minutes	17, 2x / December 3, 2023 vs UTEP

#21 ROWE, Cheyenne

2023-24 STATISTICS

Opponent	Date	GS	MIN	Total		3-Pointers		Free throws		Rebounds				PF	A	TO	BLK	STL	PTS	AVG
				FG-FGA	PCT	3FG-3FGA	PCT	FT-FTA	PCT	OFF	DEF	TOT	AVG							
at Arizona St.	11/06/2023		17:13	2-4	.500	0-0	.000	2-3	.667	5	4	9	9.0	2	1	0	0	0	6	6.0
New Mexico St.	11/10/2023		07:25	0-0	.000	0-0	.000	1-2	.500	1	0	1	5.0	1	0	0	0	0	1	3.5
at A&M-Corpus Christi	11/15/2023		13:41	2-3	.667	0-0	.000	3-4	.750	4	3	7	5.7	1	0	0	0	0	7	4.7
at UT Arlington	11/18/2023		06:03	0-1	.000	0-0	.000	0-0	.000	0	1	1	4.5	1	1	1	0	0	0	3.5
at Texas Tech	11/20/2023		09:30	1-1	1.000	0-0	.000	0-2	.000	1	0	1	3.8	1	1	0	1	0	2	3.2
at Sam Houston	11/25/2023		03:44	0-0	.000	0-0	.000	1-2	.500	0	1	1	3.3	1	0	0	0	0	1	2.8
Texas St.	11/30/2023		14:11	2-5	.400	0-0	.000	0-0	.000	4	3	7	3.9	1	0	1	0	1	4	3.0
UTEP	12/03/2023		17:32	2-5	.400	0-0	.000	0-0	.000	1	3	4	3.9	0	1	1	1	0	4	3.1
Houston	12/14/2023		08:02	0-0	.000	0-0	.000	0-0	.000	0	0	0	3.4	0	0	0	0	0	0	2.8
at Oregon	12/17/2023		15:17	4-7	.571	0-1	.000	0-0	.000	2	2	4	3.5	2	0	1	0	1	8	3.3
at Temple	12/30/2023		07:03	0-0	.000	0-0	.000	1-2	.500	0	2	2	3.4	0	0	0	0	0	1	3.1
at East Carolina	01/02/2024		08:21	0-4	.000	0-0	.000	0-0	.000	2	0	2	3.3	1	0	1	0	0	0	2.8
Wichita St.	01/06/2024		04:51	0-0	.000	0-0	.000	0-0	.000	1	0	1	3.1	0	0	0	0	0	0	2.6
Totals		0	132:52	13-30	.433	0-1	.000	8-15	.533	21	19	40	3.1	11	4	5	2	2	34	2.6

Player Averages

Games Played	Minutes/game	Points/game	FG Pct	3FG Pct	FT Pct	Rebounds/game	Assists/game	Turnovers/game	Assist/Turnover ratio	Steals/game	Blocks/game
13	10.2	2.6	43.3	0.0	53.3	3.1	0.3	0.4	0.8	0.2	0.2

PLAYER GAME-BY-GAME STATISTICS

22

KYRA WHITE



Senior • Guard • 5-9 • Converse, Texas • Judson HS • Southern California

White's Career and 2023-24 Game Highs

Career / Last	Category	2023-24 / Last
22 / January 25, 2023 at FIU	Points	18 / November 15, 2023 at Texas A&M-Corpus Christi
13 / January 4, 2023 at Middle Tennessee	Rebounds	9 / January 6, 2024 vs Wichita State
9, 2x / February 2, 2023 at Western Kentucky	Assists	8 / January 6, 2024 vs Wichita State
5 / March 9, 2023 vs Rice	Steals	3 / November 10, 2023 vs New Mexico State
4 / November 30, 2023 vs Texas State	Blocks	4 / November 30, 2023 vs Texas State
10 / January 25, 2023 at FIU	FG Made	6 / December 14, 2023 vs Houston
19 / December 14, 2023 vs Houston	FG Attempted	19 / December 14, 2023 vs Houston
4 / December 14, 2023 vs Houston	3PT Made	4 / December 14, 2023 vs Houston
8, 4x / December 14, 2023 vs Houston	3PT Attempted	8, 2x / December 14, 2023 vs Houston
5 / November 15, 2023 at Texas A&M-Corpus Christi	FT Made	5 / November 15, 2023 at Texas A&M-Corpus Christi
6, 2x / November 15, 2023 at Texas A&M-Corpus Christi	FT Attempted	6, 2x / November 15, 2023 at Texas A&M-Corpus Christi
42, 2x / November 15, 2023 at Texas A&M-Corpus Christi	Minutes	42 / November 15, 2023 at Texas A&M-Corpus Christi

2023-24 STATISTICS

#22 WHITE, Kyra

Opponent	Date	GS	MIN	Total		3-Pointers		Free throws		Rebounds				PF	A	TO	BLK	STL	PTS	AVG
				FG-FGA	PCT	3FG-3FGA	PCT	FT-FTA	PCT	OFF	DEF	TOT	AVG							
at Arizona St.	11/06/2023	*	36:41	3-9	.333	1-2	.500	1-2	.500	0	2	2	2.0	2	4	3	3	1	8	8.0
New Mexico St.	11/10/2023	*	32:48	4-17	.235	2-8	.250	3-6	.500	2	6	8	5.0	1	3	2	0	3	13	10.5
at A&M-Corpus Christi	11/15/2023	*	42:41	5-13	.385	3-6	.500	5-6	.833	3	3	6	5.3	1	5	1	1	1	18	13.0
at UT Arlington	11/18/2023	*	34:57	2-6	.333	0-1	.000	1-2	.500	1	5	6	5.5	2	6	2	0	0	5	11.0
at Texas Tech	11/20/2023	*	34:49	4-11	.364	3-5	.600	2-2	1.000	0	8	8	6.0	3	3	6	1	0	13	11.4
at Sam Houston	11/25/2023	*	36:04	5-16	.313	1-3	.333	3-3	1.000	0	3	3	5.5	2	1	6	1	2	14	11.8
Texas St.	11/30/2023	*	36:53	3-9	.333	0-3	.000	1-4	.250	0	3	3	5.1	3	5	3	4	0	7	11.1
UTEP	12/03/2023	*	26:30	4-10	.400	0-4	.000	4-5	.800	0	3	3	4.9	1	7	3	0	1	12	11.3
Houston	12/14/2023	*	35:07	6-19	.316	4-8	.500	1-2	.500	0	8	8	5.2	2	5	6	3	0	17	11.9
at Oregon	12/17/2023	*	33:54	0-8	.000	0-5	.000	0-0	.000	0	5	5	5.2	4	4	3	0	0	0	10.7
at Seattle U	12/19/2023	*	34:22	4-10	.400	1-5	.200	1-2	.500	2	4	6	5.3	2	3	4	2	2	10	10.6
at Temple	12/30/2023	*	37:04	5-17	.294	2-9	.222	4-4	1.000	1	2	3	5.1	1	3	4	1	0	16	11.1
at East Carolina	01/02/2024	*	28:44	2-8	.250	1-6	.167	0-0	.000	0	0	0	4.7	4	7	1	0	3	5	10.6
Wichita St.	01/06/2024	*	34:33	4-15	.267	1-5	.200	3-4	.750	2	7	9	5.0	2	8	3	1	1	12	10.7
Totals			14 485:07	51-168	.304	19-70	.271	29-42	.690	11	59	70	5.0	30	64	47	17	14	150	10.7

Player Averages

Games Played	Minutes/game	Points/game	FG Pct	3FG Pct	FT Pct	Rebounds/game	Assists/game	Turnovers/game	Assist/Turnover ratio	Steals/game	Blocks/game
14	34.7	10.7	30.4	27.1	69.0	5.0	4.6	3.4	1.4	1.0	1.2

PLAYER GAME-BY-GAME STATISTICS

23

KYLEIGH MCGUIRE

Senior • Forward • 5-11 • Houston, Texas • Atascocita HS



McGuire's Career and 2023-24 Game Highs

Career / Last	Category	2023-24 / Last
12 / February 6, 2021 vs FIU	Points	4, 2x / December 19, 2023 at Seattle U
13 / February 6, 2021 vs FIU	Rebounds	4 / December 3, 2023 vs UTEP
1, 8x / December 3, 2023 vs UTEP	Assists	1, 2x / December 3, 2023 vs UTEP
1, 7x / December 19, 2023 at Seattle U	Steals	1 / December 19, 2023 at Seattle U
1, 3x / January 19, 2023 vs Florida Atlantic	Blocks	N/A
4 / February 6, 2021 vs FIU	FG Made	2 / December 19, 2023 at Seattle U
8 / February 6, 2021 vs FIU	FG Attempted	2, 2x / January 2, 2024 at East Carolina
N/A	3PT Made	N/A
N/A	3PT Attempted	N/A
5 / November 30, 2020	FT Made	2 / December 3, 2023 vs UTEP
8 / February 6, 2021 vs FIU	FT Attempted	2 / December 3, 2023 vs UTEP
45 / February 6, 2021 vs FIU	Minutes	7, 3x / December 19, 2023 at Seattle U

#23 MCGUIRE, Kyleigh

2023-24 STATISTICS

Opponent	Date	GS	MIN	Total		3-Pointers		Free throws		Rebounds				PF	A	TO	BLK	STL	PTS	AVG
				FG-FGA	PCT	3FG-3FGA	PCT	FT-FTA	PCT	OFF	DEF	TOT	AVG							
at Arizona St.	11/06/2023		07:25	1-1	1.000	0-0	.000	0-0	.000	0	1	1	1.0	1	1	1	0	0	2	2.0
UTEP	12/03/2023		07:38	1-1	1.000	0-0	.000	2-2	1.000	1	3	4	2.5	1	1	1	0	0	4	3.0
at Seattle U	12/19/2023		07:50	2-2	1.000	0-0	.000	0-0	.000	1	1	2	2.3	1	0	0	0	1	4	3.3
at East Carolina	01/02/2024		07:02	1-2	.500	0-0	.000	0-0	.000	0	1	1	2.0	1	0	1	0	0	2	3.0
Wichita St.	01/06/2024		03:43	0-0	.000	0-0	.000	0-0	.000	0	1	1	1.8	0	0	0	0	0	0	2.4
Totals		0	33:38	5-6	.833	0-0	.000	2-2	1.000	2	7	9	1.8	4	2	3	0	1	12	2.4

Player Averages

Games Played	Minutes/game	Points/game	FG Pct	3FG Pct	FT Pct	Rebounds/game	Assists/game	Turnovers/game	Assist/Turnover ratio	Steals/game	Blocks/game
5	6.7	2.4	83.3	0.0	100.0	1.8	0.4	0.6	0.7	0.2	0.0

PLAYER GAME-BY-GAME STATISTICS

25

IDARA UDO



Freshman • Forward • 6-1 • Plano, Texas • Plano East HS

Udo's Career and 2023-24 Game Highs

Career / Last	Category	2023-24 / Last
15 / December 19, 2023 at Seattle U.....	Points	15 / December 19, 2023 at Seattle U
11 / November 10, 2023 vs New Mexico State.....	Rebounds	11 / November 10, 2023 vs New Mexico State
2, 2x / January 6, 2024 vs Wichita State.....	Assists	2, 2x / January 6, 2024 vs Wichita State
1, 5x / January 2, 2024 at East Carolina.....	Steals	1, 5x / January 2, 2024 at East Carolina
4 / November 30, 2023 vs Texas State.....	Blocks.....	4 / November 30, 2023 vs Texas State
5, 2x / December 30, 2023 at Temple.....	FG Made.....	5, 2x / December 30, 2023 at Temple
9, 3x / December 30, 2023 at Temple.....	FG Attempted.....	9, 3x / December 30, 2023 at Temple
N/A.....	3PT Made.....	N/A
N/A.....	3PT Attempted.....	N/A
5 / December 19, 2023 at Seattle U.....	FT Made.....	5 / December 19, 2023 at Seattle U
7 / December 19, 2023 at Seattle U.....	FT Attempted.....	7 / December 19, 2023 at Seattle U
25 / December 14, 2023 vs Houston.....	Minutes.....	25 / December 14, 2023 vs Houston

2023-24 STATISTICS

Opponent	Date	GS	MIN	Total		3-Pointers		Free throws		Rebounds				PF	A	TO	BLK	STL	PTS	AVG
				FG-FGA	PCT	3FG-3FGA	PCT	FT-FTA	PCT	OFF	DEF	TOT	AVG							
at Arizona St.	11/06/2023		23:19	4-7	.571	0-0	.000	2-6	.333	4	5	9	9.0	4	0	2	2	1	10	10.0
New Mexico St.	11/10/2023		24:14	1-3	.333	0-0	.000	0-2	.000	4	7	11	10.0	1	1	0	2	1	2	6.0
at A&M-Corpus Christi	11/15/2023	*	11:00	1-5	.200	0-0	.000	0-2	.000	2	4	6	8.7	5	1	2	1	0	2	4.7
at UT Arlington	11/18/2023		21:03	4-9	.444	0-0	.000	1-2	.500	4	3	7	8.3	2	1	3	0	1	9	5.8
at Texas Tech	11/20/2023		14:45	1-4	.250	0-0	.000	1-1	1.000	2	2	4	7.4	5	0	4	2	0	3	5.2
at Sam Houston	11/25/2023		19:26	2-4	.500	0-0	.000	1-2	.500	3	2	5	7.0	2	0	1	1	1	5	5.2
Texas St.	11/30/2023		17:29	2-5	.400	0-0	.000	3-4	.750	1	5	6	6.9	1	0	0	4	0	7	5.4
UTEP	12/03/2023	*	15:32	1-1	1.000	0-0	.000	3-4	.750	1	1	2	6.3	2	0	0	0	0	5	5.4
Houston	12/14/2023	*	25:48	3-9	.333	0-0	.000	1-2	.500	7	1	8	6.4	3	1	1	0	0	7	5.6
at Oregon	12/17/2023	*	13:49	2-5	.400	0-0	.000	0-0	.000	1	2	3	6.1	4	0	0	0	0	4	5.4
at Seattle U	12/19/2023		16:17	5-8	.625	0-0	.000	5-7	.714	6	3	9	6.4	0	2	1	0	0	15	6.3
at Temple	12/30/2023		19:50	5-9	.556	0-0	.000	0-1	.000	4	1	5	6.3	2	1	5	0	0	10	6.6
at East Carolina	01/02/2024	*	17:54	3-6	.500	0-0	.000	0-0	.000	1	2	3	6.0	4	1	3	1	1	6	6.5
Wichita St.	01/06/2024	*	24:36	3-7	.429	0-0	.000	0-1	.000	5	0	5	5.9	3	2	1	0	0	6	6.5
Totals		6	265:01	37-82	.451	0-0	.000	17-34	.500	45	38	83	5.9	38	10	23	13	5	91	6.5

Player Averages

Games Played	Minutes/game	Points/game	FG Pct	3FG Pct	FT Pct	Rebounds/game	Assists/game	Turnovers/game	Assist/Turnover ratio	Steals/game	Blocks/game
14	18.9	6.5	45.1	0.0	50.0	5.9	0.7	1.6	0.4	0.4	0.9

PLAYER GAME-BY-GAME STATISTICS

30

NISSA SAM-GRANT

Senior • Center • 6-4 • Toronto, Ontario Canada • Wheeler HS • Arkansas-Pine Bluff • Panola College



Sam-Grant's NCAA Career and 2023-24 Game Highs (* at Arkansas-Pine Bluff)

Career / Last	Category	2023-24 / Last
10 / November 21, 2019 at Illinois*	Points	4, 2x / January 2, 2024 at East Carolina
12 / January 27, 2020 at Texas Southern*	Rebounds	6 / January 2, 2024 at East Carolina
3 / February 23, 2021 at Prairie View A&M*	Assists	1 / December 3, 2023 vs UTEP
2 / December 17, 2020 vs New Mexico*	Steals	N/A
8 / January 11, 2021 vs Alabama A&M*	Blocks	3 / December 3, 2023 vs UTEP
4 / November 21, 2019 at Illinois*	FG Made	2, 2x / January 2, 2024 at East Carolina
7 / November 29, 2019 at Iowa State*	FG Attempted	3 / December 3, 2023 vs UTEP
1, 2x / December 21, 202 at Arkansas*	3PT Made	N/A
2 / December 20, 2019 at Texas Tech*	3PT Attempted	N/A
4 / January 25, 2020 at Prairie View A&M*	FT Made	N/A
5 / December 29, 2020 at Oklahoma*	FT Attempted	N/A
28 / December 29, 2020 at Oklahoma*	Minutes	14 / December 3, 2023 vs UTEP

2023-24 STATISTICS

#30 SAM-GRANT, Nissa

Opponent	Date	GS	MIN	Total		3-Pointers		Free throws		Rebounds				PF	A	TO	BLK	STL	PTS	AVG
				FG-FGA	PCT	3FG-3FGA	PCT	FT-FTA	PCT	OFF	DEF	TOT	AVG							
at Arizona St.	11/06/2023		01:18	0-0	.000	0-0	.000	0-0	.000	0	0	0	0.0	0	0	0	0	0	0	0.0
at A&M-Corpus Christi	11/15/2023		03:09	1-1	1.000	0-0	.000	0-0	.000	0	1	1	0.5	2	0	0	1	0	2	1.0
at Texas Tech	11/20/2023		04:37	0-0	.000	0-0	.000	0-0	.000	0	0	0	0.3	0	0	0	0	0	0	0.7
at Sam Houston	11/25/2023		01:47	0-0	.000	0-0	.000	0-0	.000	0	0	0	0.3	0	0	1	1	0	0	0.5
UTEP	12/03/2023		14:17	2-3	.667	0-0	.000	0-0	.000	0	3	3	0.8	1	1	0	3	0	4	1.2
at Oregon	12/17/2023		02:26	0-0	.000	0-0	.000	0-0	.000	0	0	0	0.7	0	0	0	0	0	0	1.0
at East Carolina	01/02/2024		10:13	2-2	1.000	0-0	.000	0-0	.000	2	4	6	1.4	0	0	2	1	0	4	1.4
Wichita St.	01/06/2024		04:47	0-1	.000	0-0	.000	0-0	.000	1	0	1	1.4	0	0	0	0	0	0	1.3
Totals		0	42:34	5-7	.714	0-0	.000	0-0	.000	3	8	11	1.4	3	1	3	6	0	10	1.3

Player Averages

Games Played	Minutes/game	Points/game	FG Pct	3FG Pct	FT Pct	Rebounds/game	Assists/game	Turnovers/game	Assist/Turnover ratio	Steals/game	Blocks/game
8	5.3	1.3	71.4	0.0	0.0	1.4	0.1	0.4	0.3	0.0	0.8

PLAYER GAME-BY-GAME STATISTICS

32

JORDYN JENKINS



Jenkins' Career and 2023-24 Game Highs (* at USC)		
Career / Last	Category	2023-24 / Last
40 / February 20, 2023 at North Texas	Points	N/A
16 / January 4, 2023 vs Middle Tennessee	Rebounds	N/A
5 / January 16, 2022 vs Washington*	Assists	N/A
4 / November 26, 2022 vs St. John's	Steals	N/A
4 / November 30, 2022 at Texas State	Blocks	N/A
15 / January 11, 2023 vs UTEP	FG Made	N/A
22 / January 11, 2023 vs UTEP	FG Attempted	N/A
3, 4x / February 20, 2023 at North Texas	3PT Made	N/A
6 / March 8, 2023 vs Florida Atlantic	3PT Attempted	N/A
13 / February 20, 2023 at North Texas	FT Made	N/A
16 / February 20, 2023 at North Texas	FT Attempted	N/A
39 / February 20, 2023 at North Texas	Minutes	N/A

HAS YET TO APPEAR IN THE 2023-24 SEASON

2023-24 ROADRUNNER WOMEN'S BASKETBALL STATS



PLAYER SEASON / CAREER STATISTICS



Summary

Player	Season Statistics										Career Statistics									
	GP-GS	MIN/G	FG%	3FG%	FT%	R/G	A/G	STL	BLK	PTS/G	GP-GS	MIN/G	FG%	3FG%	FT%	R/G	A/G	STL	BLK	PTS/G
ATWOOD, Hailey	13-8	12.5	.389	.250	.750	1.6	0.9	4	1	1.4	71-40	20.2	.331	.167	.604	3.3	0.9	31	11	3.3
COCKRELL, Madison	9-0	6.8	.348	.455	1.000	1.0	0.4	7	0	2.7	26-2	9.7	.360	.364	.684	1.3	0.7	17	0	3.0
COLEMAN, Elyssa	14-14	27.5	.463	.250	.600	7.9	0.5	10	25	11.9	76-62	24.7	.431	.200	.655	6.2	0.5	39	120	9.3
GUTTADAURO, Siena	12-0	12.2	.325	.333	.500	1.3	0.7	0	0	3.2	40-3	12.1	.288	.294	.583	1.2	0.7	9	1	2.7
LINTON, Maya	13-8	19.0	.340	.200	.586	5.2	0.5	18	0	3.8	44-9	16.4	.378	.167	.620	4.0	0.4	31	8	2.6
LOVE, Sidney	14-14	31.3	.383	.243	.837	3.6	3.2	21	2	11.3	43-38	29.6	.410	.314	.821	3.6	2.6	58	6	10.4
LUCIO, Emma	4-0	12.2	.188	.100	.250	1.5	0.5	0	0	2.0	4-0	12.2	.188	.100	.250	1.5	0.5	0	0	2.0
MCGUIRE, Kyleigh	5-0	6.7	.833	.000	1.000	1.8	0.4	1	0	2.4	47-7	9.3	.413	.000	.578	2.0	0.2	7	3	1.7
PARKER, Alexis	12-3	9.0	.174	.000	.375	1.1	0.5	4	1	1.2	36-4	11.4	.315	.200	.367	1.1	0.7	15	2	1.8
PROCTOR, Aysia	13-3	22.6	.468	.286	.500	5.3	1.1	7	5	8.9	13-3	22.6	.468	.286	.500	5.3	1.1	7	5	8.9
ROWE, Cheyenne	13-0	10.2	.433	.000	.533	3.1	0.3	2	2	2.6	29-0	9.5	.538	.000	.552	2.7	0.2	4	6	2.5
SAM-GRANT, Nissa	8-0	5.3	.714	.000	.000	1.4	0.1	0	6	1.3	8-0	5.3	.714	.000	.000	1.4	0.1	0	6	1.3
UDO, Idara	14-6	18.9	.451	.000	.500	5.9	0.7	5	13	6.5	14-6	18.9	.451	.000	.500	5.9	0.7	5	13	6.5
WHITE, Kyra	14-14	34.7	.304	.271	.690	5.0	4.6	14	17	10.7	123-68	23.6	.345	.269	.682	2.9	2.7	97	69	4.4

Scoring

Player	Season Statistics								Career Statistics							
	FG-FGA	FG%	3FG-3FGA	3FG%	FT-FTA	FT%	PTS	PTS/G	FG-FGA	FG%	3FG-3FGA	3FG%	FT-FTA	FT%	PTS	PTS/G
ATWOOD, Hailey	7-18	.389	1-4	.250	3-4	.750	18	1.4	97-293	.331	14-84	.167	29-48	.604	237	3.3
COCKRELL, Madison	8-23	.348	5-11	.455	3-3	1.000	24	2.7	27-75	.360	12-33	.364	13-19	.684	79	3.0
COLEMAN, Elyssa	74-160	.463	1-4	.250	18-30	.600	167	11.9	294-682	.431	8-40	.200	108-165	.655	704	9.3
GUTTADAURO, Siena	13-40	.325	11-33	.333	1-2	.500	38	3.2	36-125	.288	30-102	.294	7-12	.583	109	2.7
LINTON, Maya	16-47	.340	1-5	.200	17-29	.586	50	3.8	42-111	.378	1-6	.167	31-50	.620	116	2.6
LOVE, Sidney	54-141	.383	9-37	.243	41-49	.837	158	11.3	162-395	.410	38-121	.314	87-106	.821	449	10.4
LUCIO, Emma	3-16	.188	1-10	.100	1-4	.250	8	2.0	3-16	.188	1-10	.100	1-4	.250	8	2.0
MCGUIRE, Kyleigh	5-6	.833	0-0	.000	2-2	1.000	12	2.4	26-63	.413	0-0	.000	26-45	.578	78	1.7
PARKER, Alexis	4-23	.174	0-9	.000	6-16	.375	14	1.2	23-73	.315	7-35	.200	11-30	.367	64	1.8
PROCTOR, Aysia	52-111	.468	8-28	.286	4-8	.500	116	8.9	52-111	.468	8-28	.286	4-8	.500	116	8.9
ROWE, Cheyenne	13-30	.433	0-1	.000	8-15	.533	34	2.6	28-52	.538	0-1	.000	16-29	.552	72	2.5
SAM-GRANT, Nissa	5-7	.714	0-0	.000	0-0	.000	10	1.3	5-7	.714	0-0	.000	0-0	.000	10	1.3
UDO, Idara	37-82	.451	0-0	.000	17-34	.500	91	6.5	37-82	.451	0-0	.000	17-34	.500	91	6.5
WHITE, Kyra	51-168	.304	19-70	.271	29-42	.690	150	10.7	203-589	.345	56-208	.269	75-110	.682	537	4.4

Totals

Player	Season Statistics										Career Statistics									
	O-REB	D-REB	TOTAL	PF	FO	A	TO	A/TO	O-REB	D-REB	TOTAL	PF	FO	A	TO	A/TO				
ATWOOD, Hailey	6	15	21	20	0	12	21	0.6	89	147	236	127	0	67	112	0.6				
COCKRELL, Madison	2	7	9	7	0	4	9	0.4	9	25	34	31	1	19	29	0.7				
COLEMAN, Elyssa	36	75	111	46	4	7	29	0.2	185	284	469	227	12	38	142	0.3				
GUTTADAURO, Siena	5	11	16	9	0	8	17	0.5	14	34	48	20	0	28	36	0.8				
LINTON, Maya	32	36	68	42	3	6	13	0.5	82	96	178	127	4	19	50	0.4				
LOVE, Sidney	12	38	50	36	1	45	45	1.0	43	113	156	113	1	112	126	0.9				
LUCIO, Emma	2	4	6	5	0	2	4	0.5	2	4	6	5	0	2	4	0.5				
MCGUIRE, Kyleigh	2	7	9	4	0	2	3	0.7	40	54	94	78	3	9	26	0.3				
PARKER, Alexis	6	7	13	8	0	6	12	0.5	14	27	41	37	0	24	28	0.9				
PROCTOR, Aysia	20	49	69	21	1	14	26	0.5	20	49	69	21	1	14	26	0.5				
ROWE, Cheyenne	21	19	40	11	0	4	5	0.8	44	35	79	35	1	6	13	0.5				
SAM-GRANT, Nissa	3	8	11	3	0	1	3	0.3	3	8	11	3	0	1	3	0.3				
UDO, Idara	45	38	83	38	2	10	23	0.4	45	38	83	38	2	10	23	0.4				
WHITE, Kyra	11	59	70	30	0	64	47	1.4	51	310	361	203	3	334	261	1.3				

2023-24 ROADRUNNER WOMEN'S BASKETBALL STATS



TEAM AND OPPONENTS STATISTICS



	UTSA	OPP
Scoring	890	904
Points per game	63.6	64.6
Scoring margin	-1.0	-
Field goals-att	342-872	307-831
Field goal pct	.392	.369
3 point fg-att	56-212	82-274
3-point FG pct	.264	.299
3-pt FG made per game	4.0	5.9
Free throws-att	150-238	208-310
Free throw pct	.630	.671
F-Throws made per game	10.7	14.9
Rebounds	644	487
Rebounds per game	46.0	34.8
Rebounding margin	+11.2	-
Assists	185	170
Assists per game	13.2	12.1
Turnovers	269	195
Turnovers per game	19.2	13.9
Turnover margin	-5.3	-
Assist/turnover ratio	0.7	0.9
Steals	93	139
Steals per game	6.6	9.9
Blocks	72	52
Blocks per game	5.1	3.7
Winning streak	1	-
Home win streak	1	-
Attendance	4764	14990
Home games-Avg/Game	5-953	9-1666
Neutral site-Avg/Game	-	0-0

Score by Periods

Team	1st	2nd	3rd	4th	OT	TOT
UTSA	194	197	239	242	18	890
Opponents	228	244	202	211	19	904

2023-24 ROADRUNNER WOMEN'S BASKETBALL STATS



INDIVIDUAL GAME HIGHS



POINTS	32		Elyssa Coleman vs Wichita St. (01/06/2024)
	26		Sidney Love at UT Arlington (11/18/2023)
	23		Elyssa Coleman vs UTEP (12/03/2023)
	20		Aysia Proctor at Oregon (12/17/2023)
	19		Aysia Proctor vs Houston (12/14/2023)
	19		Aysia Proctor vs New Mexico St. (11/10/2023)
FIELD GOALS MADE	14		Elyssa Coleman vs Wichita St. (01/06/2024)
	11		Elyssa Coleman vs UTEP (12/03/2023)
FIELD GOAL ATTEMPTS	21		Aysia Proctor at Oregon (12/17/2023)
	20		Elyssa Coleman vs Wichita St. (01/06/2024)
FIELD GOAL PERCENTAGE (min 5 made)	.889	(8-9)	Aysia Proctor vs New Mexico St. (11/10/2023)
	.846	(11-13)	Elyssa Coleman vs UTEP (12/03/2023)
3 PT FG MADE	4		Kyra White vs Houston (12/14/2023)
	4		Siena Guttadauro vs UTEP (12/03/2023)
3 PT FG ATTEMPTS	9		Kyra White at Temple (12/30/2023)
	8		Kyra White vs Houston (12/14/2023)
	8		Kyra White vs New Mexico St. (11/10/2023)
3 PT FG PERCENTAGE (min 2 made)	.800	(4-5)	Siena Guttadauro vs UTEP (12/03/2023)
	.667	(2-3)	Aysia Proctor vs New Mexico St. (11/10/2023)
FREE THROWS MADE	13		Sidney Love at UT Arlington (11/18/2023)
	5		Idara Udo at Seattle U (12/19/2023)
	5		Sidney Love at Oregon (12/17/2023)
	5		Sidney Love at Sam Houston (11/25/2023)
	5		Kyra White at A&M-Corpus Christi (11/15/2023)
FREE THROW ATTEMPTS	15		Sidney Love at UT Arlington (11/18/2023)
	8		Maya Linton at Sam Houston (11/25/2023)
FREE THROW PERCENTAGE (min 3 made)	1.000	(5-5)	Sidney Love at Oregon (12/17/2023)
	1.000	(4-4)	Kyra White at Temple (12/30/2023)
	1.000	(4-4)	Elyssa Coleman at Seattle U (12/19/2023)
	1.000	(4-4)	Sidney Love at A&M-Corpus Christi (11/15/2023)
	1.000	(3-3)	Kyra White at Sam Houston (11/25/2023)
	1.000	(3-3)	Sidney Love at Texas Tech (11/20/2023)
REBOUNDS	19		Elyssa Coleman vs Wichita St. (01/06/2024)
	13		Elyssa Coleman at Oregon (12/17/2023)
ASSISTS	8		Kyra White vs Wichita St. (01/06/2024)
	7		Kyra White at East Carolina (01/02/2024)
	7		Kyra White vs UTEP (12/03/2023)
	7		Sidney Love vs UTEP (12/03/2023)
STEALS	3		Kyra White at East Carolina (01/02/2024)
	3		Madison Cockrell at East Carolina (01/02/2024)
	3		Maya Linton at Seattle U (12/19/2023)
	3		Sidney Love at Oregon (12/17/2023)
	3		Sidney Love at Sam Houston (11/25/2023)
	3		Sidney Love at A&M-Corpus Christi (11/15/2023)
	3		Kyra White vs New Mexico St. (11/10/2023)
	3		Maya Linton at Arizona St. (11/06/2023)
	3		
BLOCKED SHOTS	4		Kyra White vs Texas St. (11/30/2023)
	4		Idara Udo vs Texas St. (11/30/2023)
	4		Elyssa Coleman vs New Mexico St. (11/10/2023)

2023-24 ROADRUNNER WOMEN'S BASKETBALL STATS



OPPONENTS INDIVIDUAL GAME HIGHS



POINTS	22		Karina Gordon at East Carolina (01/02/2024)
	20		Danae McNeal at East Carolina (01/02/2024)
	18		Bailey Maupin at Texas Tech (11/20/2023)
	17		Julianna Walker at Seattle U (12/19/2023)
	17		Aaliyah Stanton vs UTEP (12/03/2023)
	17		Alecia Westbrook at A&M-Corpus Christi (11/15/2023)
	17		Tylie Jones vs New Mexico St. (11/10/2023)
	17		Jaddan Simmons at Arizona St. (11/06/2023)
FIELD GOALS MADE	7		Aaliyah Stanton vs UTEP (12/03/2023)
	6		Danae McNeal at East Carolina (01/02/2024)
	6		Karina Gordon at East Carolina (01/02/2024)
	6		Tylie Jones vs New Mexico St. (11/10/2023)
FIELD GOAL ATTEMPTS	17		Sydnee Kemp at Sam Houston (11/25/2023)
	15		Jordyn Merritt at Texas Tech (11/20/2023)
FIELD GOAL PERCENTAGE (min 5 made)	.714	(5-7)	Tatyana Wyche at East Carolina (01/02/2024)
	.714	(5-7)	Mireia Aguado at A&M-Corpus Christi (11/15/2023)
3 PT FG MADE	6		Karina Gordon at East Carolina (01/02/2024)
	4		Julianna Walker at Seattle U (12/19/2023)
	4		Tylie Jones vs New Mexico St. (11/10/2023)
3 PT FG ATTEMPTS	9		Karina Gordon at East Carolina (01/02/2024)
	9		Sydnee Kemp at Sam Houston (11/25/2023)
3 PT FG PERCENTAGE (min 2 made)	.800	(4-5)	Tylie Jones vs New Mexico St. (11/10/2023)
	.750	(3-4)	Maggie Besselink at Arizona St. (11/06/2023)
FREE THROWS MADE	10		Jaddan Simmons at Arizona St. (11/06/2023)
	8		Erin Wilson vs UTEP (12/03/2023)
FREE THROW ATTEMPTS	12		Jaddan Simmons at Arizona St. (11/06/2023)
	11		Alecia Westbrook at A&M-Corpus Christi (11/15/2023)
FREE THROW PERCENTAGE (min 3 made)	1.000	(8-8)	Erin Wilson vs UTEP (12/03/2023)
	1.000	(6-6)	Chance Gray at Oregon (12/17/2023)
	1.000	(5-5)	Laila Blair vs Houston (12/14/2023)
	1.000	(4-4)	Karina Gordon at East Carolina (01/02/2024)
	1.000	(4-4)	Rayne Tucker at Temple (12/30/2023)
	1.000	(3-3)	Aniya Bell vs Wichita St. (01/06/2024)
REBOUNDS	13		Tatyana Wyche at East Carolina (01/02/2024)
	12		Daniela Abies vs Wichita St. (01/06/2024)
ASSISTS	9		Peyton Howard at Seattle U (12/19/2023)
	7		Karina Gordon at East Carolina (01/02/2024)
STEALS	6		Danae McNeal at East Carolina (01/02/2024)
	4		Tiarra East at Temple (12/30/2023)
	4		Mya Moore at Seattle U (12/19/2023)
	4		Jane Asinde vs UTEP (12/03/2023)
	4		Jordyn Merritt at Texas Tech (11/20/2023)
	4		Sabou Gueye vs New Mexico St. (11/10/2023)
	4		Jaddan Simmons at Arizona St. (11/06/2023)
	4		Jaddan Simmons at Arizona St. (11/06/2023)
BLOCKED SHOTS	4		Grace VanSlooten at Oregon (12/17/2023)
	4		Nabaweeyah McGill at A&M-Corpus Christi (11/15/2023)
TURNOVERS	6		Karina Gordon at East Carolina (01/02/2024)
	6		Mireia Aguado at A&M-Corpus Christi (11/15/2023)
FOULS	5		Tiffany Tullis vs Texas St. (11/30/2023)
	5		Diana Rosenthal at Sam Houston (11/25/2023)
	5		Gia Adams at UT Arlington (11/18/2023)
	5		Nabaweeyah McGill at A&M-Corpus Christi (11/15/2023)
	5		Nabaweeyah McGill at A&M-Corpus Christi (11/15/2023)

2023-24 ROADRUNNER WOMEN'S BASKETBALL STATS



STATISTICAL LEADERS



Points

##	Player	G	Pts	Pts/G
0	Coleman, Elyssa	14	167	11.9
11	Love, Sidney	14	158	11.3
22	White, Kyra	14	150	10.7
12	Proctor, Aysia	13	116	8.9
25	Udo, Idara	14	91	6.5
20	Linton, Maya	13	50	3.8
4	Guttadauro, Siena	12	38	3.2
21	Rowe, Cheyenne	13	34	2.6
5	Cockrell, Madison	9	24	2.7
1	Atwood, Hailey	13	18	1.4
2	Parker, Alexis	12	14	1.2
23	McGuire, Kyleigh	5	12	2.4
30	Sam-Grant, Nissa	8	10	1.3
3	Lucio, Emma	4	8	2.0

Scoring Average

##	Player	G	Pts	Pts/G
0	Coleman, Elyssa	14	167	11.9
11	Love, Sidney	14	158	11.3
22	White, Kyra	14	150	10.7
12	Proctor, Aysia	13	116	8.9
25	Udo, Idara	14	91	6.5
20	Linton, Maya	13	50	3.8
4	Guttadauro, Siena	12	38	3.2
5	Cockrell, Madison	9	24	2.7
21	Rowe, Cheyenne	13	34	2.6
23	McGuire, Kyleigh	5	12	2.4
3	Lucio, Emma	4	8	2.0
1	Atwood, Hailey	13	18	1.4
30	Sam-Grant, Nissa	8	10	1.3
2	Parker, Alexis	12	14	1.2

Field Goal Percentage

##	Player	FG	Att	Pct
23	McGuire, Kyleigh	5	6	.833
30	Sam-Grant, Nissa	5	7	.714
12	Proctor, Aysia	52	111	.468
0	Coleman, Elyssa	74	160	.463
25	Udo, Idara	37	82	.451
21	Rowe, Cheyenne	13	30	.433
1	Atwood, Hailey	7	18	.389
11	Love, Sidney	54	141	.383
5	Cockrell, Madison	8	23	.348
20	Linton, Maya	16	47	.340
4	Guttadauro, Siena	13	40	.325
22	White, Kyra	51	168	.304
3	Lucio, Emma	3	16	.188
2	Parker, Alexis	4	23	.174

Field Goal Attempts

##	Player	G	Att	Att/G
22	White, Kyra	14	168	12.0
0	Coleman, Elyssa	14	160	11.4
11	Love, Sidney	14	141	10.1
12	Proctor, Aysia	13	111	8.5
25	Udo, Idara	14	82	5.9

Field Goals Made

##	Player	G	Made	Made/G
0	Coleman, Elyssa	14	74	5.3
11	Love, Sidney	14	54	3.9
12	Proctor, Aysia	13	52	4.0
22	White, Kyra	14	51	3.6
25	Udo, Idara	14	37	2.6

2023-24 ROADRUNNER WOMEN'S BASKETBALL STATS



STATISTICAL LEADERS CONT.



3-Point FG Percentage

##	Player	3FG	Att	Pct
5	Cockrell, Madison	5	11	.455
4	Guttadauro, Siena	11	33	.333
12	Proctor, Aysia	8	28	.286
22	White, Kyra	19	70	.271
0	Coleman, Elyssa	1	4	.250
1	Atwood, Hailey	1	4	.250
11	Love, Sidney	9	37	.243
20	Linton, Maya	1	5	.200
3	Lucio, Emma	1	10	.100

3-Point FG Attempts

##	Player	G	Att	Att/G
22	White, Kyra	14	70	5.0
11	Love, Sidney	14	37	2.6
4	Guttadauro, Siena	12	33	2.8
12	Proctor, Aysia	13	28	2.2
5	Cockrell, Madison	9	11	1.2

3-Point FG Made

##	Player	G	Made	Made/G
22	White, Kyra	14	19	1.4
4	Guttadauro, Siena	12	11	0.9
11	Love, Sidney	14	9	0.6
12	Proctor, Aysia	13	8	0.6
5	Cockrell, Madison	9	5	0.6

Free Throw Percentage

##	Player	Made	Att	Pct
5	Cockrell, Madison	3	3	1.000
23	McGuire, Kyleigh	2	2	1.000
11	Love, Sidney	41	49	.837
1	Atwood, Hailey	3	4	.750
22	White, Kyra	29	42	.690
0	Coleman, Elyssa	18	30	.600
20	Linton, Maya	17	29	.586
21	Rowe, Cheyenne	8	15	.533
12	Proctor, Aysia	4	8	.500
25	Udo, Idara	17	34	.500
4	Guttadauro, Siena	1	2	.500
2	Parker, Alexis	6	16	.375
3	Lucio, Emma	1	4	.250

Free Throw Attempts

##	Player	G	Att	Att/G
11	Love, Sidney	14	49	3.5
22	White, Kyra	14	42	3.0
25	Udo, Idara	14	34	2.4
0	Coleman, Elyssa	14	30	2.1
20	Linton, Maya	13	29	2.2

Free Throws Made

##	Player	G	Made	Made/G
11	Love, Sidney	14	41	2.9
22	White, Kyra	14	29	2.1
0	Coleman, Elyssa	14	18	1.3
25	Udo, Idara	14	17	1.2
20	Linton, Maya	13	17	1.3

Rebounds

##	Player	G	Reb	Reb/G
0	Coleman, Elyssa	14	111	7.9
25	Udo, Idara	14	83	5.9
22	White, Kyra	14	70	5.0
12	Proctor, Aysia	13	69	5.3
20	Linton, Maya	13	68	5.2

Assists

##	Player	G	Ast	Ast/G
22	White, Kyra	14	64	4.6
11	Love, Sidney	14	45	3.2
12	Proctor, Aysia	13	14	1.1
1	Atwood, Hailey	13	12	0.9
25	Udo, Idara	14	10	0.7

Rebounds Average

##	Player	G	Reb	Reb/G
0	Coleman, Elyssa	14	111	7.9
25	Udo, Idara	14	83	5.9
12	Proctor, Aysia	13	69	5.3
20	Linton, Maya	13	68	5.2
22	White, Kyra	14	70	5.0

Steals

##	Player	G	Stl	Stl/G
11	Love, Sidney	14	21	1.5
20	Linton, Maya	13	18	1.4
22	White, Kyra	14	14	1.0
0	Coleman, Elyssa	14	10	0.7
12	Proctor, Aysia	13	7	0.5

2023-24 ROADRUNNER WOMEN'S BASKETBALL STATS



STATISTICAL LEADERS CONT.



Offensive Rebounds

##	Player	G	OReb	OReb/G
25	Udo, Idara	14	45	3.2
0	Coleman, Elyssa	14	36	2.6
20	Linton, Maya	13	32	2.5
21	Rowe, Cheyenne	13	21	1.6
12	Proctor, Aysia	13	20	1.5

Blocked Shots

##	Player	G	Blk	Blk/G
0	Coleman, Elyssa	14	25	1.8
22	White, Kyra	14	17	1.2
25	Udo, Idara	14	13	0.9
30	Sam-Grant, Nissa	8	6	0.8
12	Proctor, Aysia	13	5	0.4

Defensive Rebounds

##	Player	G	DReb	DReb/G
0	Coleman, Elyssa	14	75	5.4
22	White, Kyra	14	59	4.2
12	Proctor, Aysia	13	49	3.8
11	Love, Sidney	14	38	2.7
25	Udo, Idara	14	38	2.7

Minutes

##	Player	G	Min	Min/G
22	White, Kyra	14	485	34:39
11	Love, Sidney	14	438	31:17
0	Coleman, Elyssa	14	384	27:27
12	Proctor, Aysia	13	294	22:36
25	Udo, Idara	14	265	18:56

Fouls

##	Player	G	PF	PF/G
0	Coleman, Elyssa	14	46	3.3
20	Linton, Maya	13	42	3.2
25	Udo, Idara	14	38	2.7
11	Love, Sidney	14	36	2.6
22	White, Kyra	14	30	2.1

Turnovers

##	Player	G	TO	TO/G
22	White, Kyra	14	47	3.4
11	Love, Sidney	14	45	3.2
0	Coleman, Elyssa	14	29	2.1
12	Proctor, Aysia	13	26	2.0
25	Udo, Idara	14	23	1.6

Foul Outs

##	Player	G	FO
0	Coleman, Elyssa	14	4
20	Linton, Maya	13	3
25	Udo, Idara	14	2
11	Love, Sidney	14	1
12	Proctor, Aysia	13	1

2023-24 ROADRUNNER WOMEN'S BASKETBALL STATS



TEAM GAME-BY-GAME



Game Records

Record	Overall	Home	Away	Neutral
ALL GAMES	7-7	3-2	4-5	0-0
CONFERENCE	1-2	1-0	0-2	0-0
NON-CONFERENCE	6-5	2-2	4-3	0-0

Team Results

Date	Opponent		Score	Att.	High Points	High Rebounds
11/06/2023	at Arizona St.	L	55-70	821	(10) LINTON, Maya (10) UDO, Idara	(9) ROWE, Cheyenne (9) UDO, Idara
11/10/2023	New Mexico St.	W	58-55	712	(19) PROCTOR, Aysia	(11) UDO, Idara
11/15/2023	at A&M-Corpus Christi	Wot	66-59	779	(18) WHITE, Kyra	(7) LINTON, Maya (7) ROWE, Cheyenne
11/18/2023	at UT Arlington	W	70-66	832	(26) LOVE, Sidney	(10) LINTON, Maya
11/20/2023	at Texas Tech	L	58-63	4155	(18) LOVE, Sidney	(8) WHITE, Kyra (8) COLEMAN, Elyssa
11/25/2023	at Sam Houston	W	63-56	235	(17) COLEMAN, Elyssa	(8) PROCTOR, Aysia
11/30/2023	Texas St.	Lot	57-65	1535	(11) COLEMAN, Elyssa (11) GUTTADAURO, Siena (11) LOVE, Sidney	(9) COLEMAN, Elyssa
12/03/2023	UTEP	W	90-66	926	(23) COLEMAN, Elyssa	(8) COLEMAN, Elyssa
12/14/2023	Houston	L	64-66	869	(19) PROCTOR, Aysia	(8) WHITE, Kyra (8) UDO, Idara
12/17/2023	at Oregon	L	48-61	5549	(20) PROCTOR, Aysia	(13) COLEMAN, Elyssa
12/19/2023	at Seattle U	W	75-64	339	(18) COLEMAN, Elyssa	(9) COLEMAN, Elyssa (9) UDO, Idara
12/30/2023	at Temple	L	58-71	1324	(16) WHITE, Kyra	(7) COLEMAN, Elyssa (7) LOVE, Sidney
01/02/2024	at East Carolina	L	54-82	956	(13) COCKRELL, Madison	(6) SAM-GRANT, Nissa
01/06/2024	Wichita St.	W	74-60	722	(32) COLEMAN, Elyssa	(19) COLEMAN, Elyssa

Attendance Summary

	Games	Attend	Avg/Game
Home	5	4764	953
Away	9	14990	1666
Neutral	0	0	0
Total	14	19754	1411

2023-24 ROADRUNNER WOMEN'S BASKETBALL STATS



TEAM GAME HIGHS



POINTS	90	UTEP (12/03/2023)
	75	at Seattle U (12/19/2023)
	74	Wichita St. (01/06/2024)
	70	at UT Arlington (11/18/2023)
	66	at A&M-Corpus Christi (11/15/2023)
FIELD GOALS MADE	35	UTEP (12/03/2023)
	31	Wichita St. (01/06/2024)
FIELD GOAL ATTEMPTS	81	Wichita St. (01/06/2024)
	77	at Oregon (12/17/2023)
FIELD GOAL PERCENTAGE	.583 (35-60)	UTEP (12/03/2023)
	.460 (29-63)	at Seattle U (12/19/2023)
3 PT FG MADE	8	UTEP (12/03/2023)
	6	at East Carolina (01/02/2024)
3 PT FG ATTEMPTS	25	at East Carolina (01/02/2024)
	21	Wichita St. (01/06/2024)
3 PT FG PERCENTAGE	.500 (2-4)	at Sam Houston (11/25/2023)
	.444 (8-18)	UTEP (12/03/2023)
FREE THROWS MADE	20	at UT Arlington (11/18/2023)
	17	at Sam Houston (11/25/2023)
FREE THROW ATTEMPTS	29	at Sam Houston (11/25/2023)
	29	at UT Arlington (11/18/2023)
FREE THROW PERCENTAGE	.857 (6-7)	at Oregon (12/17/2023)
	.800 (12-15)	UTEP (12/03/2023)
REBOUNDS	57	at Oregon (12/17/2023)
	53	at Sam Houston (11/25/2023)
ASSISTS	22	Wichita St. (01/06/2024)
	22	UTEP (12/03/2023)
STEALS	15	at East Carolina (01/02/2024)
	10	at Seattle U (12/19/2023)
BLOCKED SHOTS	11	Texas St. (11/30/2023)
	9	at Sam Houston (11/25/2023)
TURNOVERS	31	at Texas Tech (11/20/2023)
	29	at East Carolina (01/02/2024)
FOULS	28	at East Carolina (01/02/2024)
	28	at A&M-Corpus Christi (11/15/2023)

2023-24 ROADRUNNER WOMEN'S BASKETBALL STATS



OPPONENT GAME HIGHS



POINTS	82	at East Carolina (01/02/2024)
	71	at Temple (12/30/2023)
	70	at Arizona St. (11/06/2023)
	66	Houston (12/14/2023)
	66	UTEP (12/03/2023)
	66	at UT Arlington (11/18/2023)
FIELD GOALS MADE	27	at Temple (12/30/2023)
	25	at East Carolina (01/02/2024)
	25	at UT Arlington (11/18/2023)
FIELD GOAL ATTEMPTS	69	Texas St. (11/30/2023)
	69	at Sam Houston (11/25/2023)
FIELD GOAL PERCENTAGE	.472 (25-53)	at East Carolina (01/02/2024)
	.435 (27-62)	at Temple (12/30/2023)
3 PT FG MADE	10	at East Carolina (01/02/2024)
	9	at Arizona St. (11/06/2023)
3 PT FG ATTEMPTS	26	at Arizona St. (11/06/2023)
	24	at Sam Houston (11/25/2023)
	24	at Texas Tech (11/20/2023)
3 PT FG PERCENTAGE	.556 (10-18)	at East Carolina (01/02/2024)
	.353 (6-17)	New Mexico St. (11/10/2023)
FREE THROWS MADE	22	at East Carolina (01/02/2024)
	19	at Oregon (12/17/2023)
FREE THROW ATTEMPTS	32	at A&M-Corpus Christi (11/15/2023)
	31	at East Carolina (01/02/2024)
FREE THROW PERCENTAGE	.850 (17-20)	Houston (12/14/2023)
	.813 (13-16)	UTEP (12/03/2023)
REBOUNDS	49	Texas St. (11/30/2023)
	40	Wichita St. (01/06/2024)
	40	at East Carolina (01/02/2024)
ASSISTS	19	at East Carolina (01/02/2024)
	19	at UT Arlington (11/18/2023)
STEALS	16	at Texas Tech (11/20/2023)
	14	at East Carolina (01/02/2024)
BLOCKED SHOTS	13	at Oregon (12/17/2023)
	6	at Seattle U (12/19/2023)
	6	at A&M-Corpus Christi (11/15/2023)
TURNOVERS	26	at East Carolina (01/02/2024)
	17	at A&M-Corpus Christi (11/15/2023)
FOULS	25	at Sam Houston (11/25/2023)
	25	at Arizona St. (11/06/2023)

2023-24 ROADRUNNER WOMEN'S BASKETBALL STATS



TEAM GAME LOWS



POINTS	48		at Oregon (12/17/2023)
	54		at East Carolina (01/02/2024)
	55		at Arizona St. (11/06/2023)
	57		Texas St. (11/30/2023)
	58		at Temple (12/30/2023)
	58		at Texas Tech (11/20/2023)
	58		New Mexico St. (11/10/2023)
FIELD GOALS MADE	20		at East Carolina (01/02/2024)
	20		at Oregon (12/17/2023)
	20		at Arizona St. (11/06/2023)
FIELD GOAL ATTEMPTS	51		at Sam Houston (11/25/2023)
	51		at Texas Tech (11/20/2023)
FIELD GOAL PERCENTAGE	.260	(20-77)	at Oregon (12/17/2023)
	.313	(20-64)	at East Carolina (01/02/2024)
3 PT FG MADE	2		at Seattle U (12/19/2023)
	2		at Oregon (12/17/2023)
	2		at Sam Houston (11/25/2023)
	2		at UT Arlington (11/18/2023)
	2		at Arizona St. (11/06/2023)
3 PT FG ATTEMPTS	4		at Sam Houston (11/25/2023)
	9		at Seattle U (12/19/2023)
3 PT FG PERCENTAGE	.111	(2-18)	at Oregon (12/17/2023)
	.154	(2-13)	at Arizona St. (11/06/2023)
FREE THROWS MADE	6		at Oregon (12/17/2023)
	7		Wichita St. (01/06/2024)
	7		at Temple (12/30/2023)
	7		Houston (12/14/2023)
	7		Texas St. (11/30/2023)
FREE THROW ATTEMPTS	7		at Oregon (12/17/2023)
	10		Houston (12/14/2023)
FREE THROW PERCENTAGE	.500	(8-16)	at East Carolina (01/02/2024)
	.526	(10-19)	New Mexico St. (11/10/2023)
REBOUNDS	39		at Temple (12/30/2023)
	40		at Seattle U (12/19/2023)
ASSISTS	6		at Texas Tech (11/20/2023)
	7		at Sam Houston (11/25/2023)
STEALS	1		UTEP (12/03/2023)
	2		Texas St. (11/30/2023)
BLOCKED SHOTS	0		at Oregon (12/17/2023)
	3		at East Carolina (01/02/2024)
	3		at Temple (12/30/2023)
	3		Houston (12/14/2023)
	3		at UT Arlington (11/18/2023)
TURNOVERS	10		Wichita St. (01/06/2024)
	12		Texas St. (11/30/2023)
FOULS	12		Houston (12/14/2023)
	13		UTEP (12/03/2023)

2023-24 ROADRUNNER WOMEN'S BASKETBALL STATS



OPPONENT GAME LOWS



POINTS	55		New Mexico St. (11/10/2023)
	56		at Sam Houston (11/25/2023)
	59		at A&M-Corpus Christi (11/15/2023)
	60		Wichita St. (01/06/2024)
	61		at Oregon (12/17/2023)
FIELD GOALS MADE	17		at Sam Houston (11/25/2023)
	18		at Oregon (12/17/2023)
FIELD GOAL ATTEMPTS	51		at Oregon (12/17/2023)
	51		at A&M-Corpus Christi (11/15/2023)
FIELD GOAL PERCENTAGE	.246	(17-69)	at Sam Houston (11/25/2023)
	.333	(23-69)	Texas St. (11/30/2023)
3 PT FG MADE	3		at A&M-Corpus Christi (11/15/2023)
	4		at Temple (12/30/2023)
	4		at Sam Houston (11/25/2023)
3 PT FG ATTEMPTS	12		at Temple (12/30/2023)
	14		at A&M-Corpus Christi (11/15/2023)
3 PT FG PERCENTAGE	.167	(4-24)	at Sam Houston (11/25/2023)
	.214	(3-14)	at A&M-Corpus Christi (11/15/2023)
FREE THROWS MADE	11		Wichita St. (01/06/2024)
	11		at UT Arlington (11/18/2023)
	11		New Mexico St. (11/10/2023)
FREE THROW ATTEMPTS	15		Wichita St. (01/06/2024)
	16		at Seattle U (12/19/2023)
	16		UTEP (12/03/2023)
FREE THROW PERCENTAGE	.500	(16-32)	at A&M-Corpus Christi (11/15/2023)
	.550	(11-20)	New Mexico St. (11/10/2023)
REBOUNDS	24		UTEP (12/03/2023)
	30		at Seattle U (12/19/2023)
	30		at Texas Tech (11/20/2023)
	30		at UT Arlington (11/18/2023)
ASSISTS	9		at Seattle U (12/19/2023)
	9		Texas St. (11/30/2023)
	9		New Mexico St. (11/10/2023)
STEALS	5		Wichita St. (01/06/2024)
	6		at Seattle U (12/19/2023)
	6		Texas St. (11/30/2023)
BLOCKED SHOTS	0		at Sam Houston (11/25/2023)
	1		New Mexico St. (11/10/2023)
	1		at Arizona St. (11/06/2023)
TURNOVERS	8		Texas St. (11/30/2023)
	9		Houston (12/14/2023)
FOULS	9		at Oregon (12/17/2023)
	12		UTEP (12/03/2023)

AROUND THE AMERICAN

2023-24 AAC WEEKLY WBB SCHEDULE ALL TIMES ET

Wednesday, January 10	
UAB at East Carolina	6:00 PM
Tulsa at South Florida	7:00 PM
UTSA at Florida Atlantic	7:00 PM
Thursday, January 11	
SMU at Memphis	8:00 PM
Charlotte at Rice	8:00 PM
Friday, January 12	
Tulsa at Florida Atlantic	2:00 PM
East Carolina at Tulane	3:00 PM
Sunday, January 14	
South Florida at Rice	1:00 PM
Memphis at Temple	2:00 PM
Wichita State at North Texas	3:00 PM
Charlotte at UTSA	3:00 PM
SMU at UAB	7:00 PM

For the complete schedule, visit theamerican.org



AMERICAN
ATHLETIC CONFERENCE

2023-24 AAC WEEKLY AWARDS

November 13 Player of the Week: Delanie Crawford, Jr., G, Tulsa Freshman of the Week: Karina Gordon, Fr., G, East Carolina	January 15 Player of the Week: Freshman of the Week:
November 20 Player of the Week: Tiara Young, Gr., G, SMU Freshman of the Week: Vittoria Blasigh, Fr., G, South Florida	January 22 Player of the Week: Freshman of the Week:
November 27 Player of the Week: Temira Poindexter, Jr., F, Tulsa Freshman of the Week: Salese Blow, Fr., G, Wichita State	January 29 Player of the Week: Freshman of the Week:
December 4 Player of the Week: Danae McNeal, East Carolina Freshman of the Week: Jade Weathersby, F, UAB	February 5 Player of the Week: Freshman of the Week:
December 10 Player of the Week: DesiRay Kernal, Gr., F, North Texas Freshman of the Week: Vittoria Blasigh, Fr., G, South Florida	February 12 Player of the Week: Freshman of the Week:
December 18 Player of the Week: Mia Moore, R-So., G, UAB Freshman of the Week: Jade Weathersby, Fr., F, UAB	February 19 Player of the Week: Freshman of the Week:
December 26 Player of the Week: Amiya Joyner, So., F, East Carolina Freshman of the Week: Idara Udo, Fr., F, UTSA	February 26 Player of the Week: Freshman of the Week:
January 1 Player of the Week: Tre'Zure Jobe, R-Sr., G, Wichita State Freshman of the Week: Vittoria Blasigh, Fr., G, South Florida	March 4 Player of the Week: Freshman of the Week:
January 8 Player of the Week: Dazia Lawrence, R-Jr., G, Charlotte Freshman of the Week: Karina Gordon, Fr., G, East Carolina	

AP Poll • Jan. 7, 2023

#	School (1st)	W-L	Pts.	Prev.
1	South Carolina (34)	14-0	874	1
2	UCLA (1)	14-0	841	2
3	Iowa	15-1	760	4
4	Baylor	14-0	738	6
5	Colorado	13-1	705	5
6	NC State	14-1	671	3
7	LSU	15-1	668	7
8	Stanford	14-1	637	8
9	Southern Cal	12-1	593	9
10	Texas	15-1	589	10
11	Virginia Tech	12-2	542	9
12	Kansas State	15-1	513	11
13	UConn	12-3	487	12
14	Indiana	13-1	428	14
15	Louisville	13-2	365	17
16	Gonzaga	14-2	319	18
17	Ohio State	11-3	270	20
18	Notre Dame	10-3	265	16
19	Utah	11-4	264	15
20	North Carolina	11-4	218	20
21	Florida State	12-4	162	22
22	Creighton	11-3	99	21
23	Marquette	13-2	96	19
24	West Virginia	13-1	70	24
25	UNLV	12-1	68	NR

RV (In AAC): N/A

2023-24 AAC Standings

School	AAC	Pct.	Ovr.	Pct.	Streak
Charlotte	3-0	1.000	10-5	.667	W3
East Carolina	2-0	1.000	9-4	.692	W2
Rice	2-0	1.000	8-5	.615	W2
North Texas	2-1	.667	12-3	.800	W2
Tulsa	2-1	.667	12-4	.750	L1
UAB	2-1	.667	11-4	.733	L1
South Florida	2-1	.667	10-6	.625	W1
Temple	2-1	.667	8-7	.533	W1
SMU	1-2	.333	7-7	.500	L1
UTSA	1-2	.333	7-7	.500	W1
Wichita State	1-2	.333	5-10	.333	L2
Tulane	0-3	.000	7-7	.500	L3
Florida Atlantic	0-3	.000	5-9	.357	L4
Memphis	0-3	.000	4-10	.286	L4

WBCA Coaches Poll • Jan. 2, 2023

#	School (Record)	Pts.	Prev.	1st
1	South Carolina (12-0)	800	1	32
2	UCLA (12-0)	768	2	0
3	Iowa (13-1)	717	3	0
4	North Carolina State (13-0)	713	4	0
5	LSU (13-1)	626	6	0
6	Southern California (10-1)	611	5	0
7	Colorado (11-1)	608	8	0
8	Stanford (12-1)	578	9	0
9	Baylor (12-0)	571	11	0
10	Texas (13-1)	488	7	0
11	Virginia Tech (10-2)	442	14	0
12	Utah (10-3)	414	10	0
12	Kansas State (13-1)	414	16	0
14	Indiana (11-1)	408	15	0
15	Connecticut (10-3)	368	17	0
16	Louisville (12-2)	289	19	0
17	Notre Dame (9-2)	288	12	0
18	Ohio State (10-3)	258	13	0
19	Gonzaga (13-2)	218	20	0
20	Marquette (12-1)	198	18	0
21	Creighton (10-2)	157	21	0
22	Florida State (11-3)	128	22	0
23	TCU (14-0)	95	25	0
24	Washington (11-1)	74	24	0
25	West Virginia (12-0)	45	NR	0

RV (In AAC): N/A

AROUND THE AMERICAN



CONFERENCE TEAM RANKINGS



Team	Offense				Defense			
	Scoring	FG Pct	3FG Pct	Rebounds	Scoring	FG Pct	3FG Pct	Rebounds
Charlotte	11	5	10	10	3	5	7	1
East Carolina	8	8	9	13	1	3	4	12
Fla. Atlantic	14	13	8	8	8	8	10	8
Memphis	7	14	7	4	14	14	13	13
North Texas	1	1	11	3	2	1	1	4
Rice	6	10	3	7	5	7	8	6
SMU	4	2	1	12	11	9	6	7
South Fla.	10	7	6	2	3	6	12	5
Temple	3	11	12	5	7	11	11	10
Tulane	9	6	4	14	9	12	14	2
Tulsa	5	3	5	6	12	2	5	14
UAB	2	4	2	9	6	10	2	9
UTSA	12	9	14	1	10	4	9	3
Wichita St.	13	12	13	11	13	13	3	11

Team	FT Pct.	3FGs	Blocks	Steals	Assists	Scoring Margin	Rebound Margin	Turnover Margin	Ast/TO Ratio
Charlotte	4	13	9	4	11	8	3	7	13
East Carolina	11	9	3	1	10	2	14	1	10
Fla. Atlantic	13	7	13	13	14	13	8	13	14
Memphis	14	6	1	3	12	12	9	4	11
North Texas	9	12	10	6	5	1	2	6	8
Rice	2	5	12	5	9	4	6	3	6
SMU	7	10	6	7	1	7	11	5	2
South Fla.	5	4	4	14	3	6	4	11	3
Temple	6	8	7	2	4	5	7	2	1
Tulane	3	3	11	9	2	10	5	10	4
Tulsa	8	1	5	12	7	9	12	12	7
UAB	1	2	8	10	6	3	10	8	5
UTSA	12	14	2	11	8	11	1	14	9
Wichita St.	10	11	14	8	13	14	13	9	12

AROUND THE AMERICAN



CONFERENCE INDIVIDUAL LEADERS



To be ranked, a player must appear in at least 75.0% of their team's games.

Scoring

	Player	G	FG	3FG	FT	Pts	AVG
1.	Poindexter, Temira - Tulsa	16	115	37	55	322	20.13
2.	McNeal, Danae - ECU	13	89	19	40	237	18.23
3.	Lawrence, Dazia - CLT	15	95	12	71	273	18.20
4.	Griggs, Madison - Mem	14	87	46	23	243	17.36
5.	Crawford, Delanie - Tulsa	16	92	40	50	274	17.13
6.	Moore, Mia - UAB	15	84	14	69	251	16.73
7.	Young, Tiara - SMU	14	88	7	51	234	16.71
8.	Whittington, Kyren - Tulane	13	73	11	51	208	16.00
9.	Kernal, DesiRay - UNT	15	74	9	79	236	15.73
10.	Galic, Marta - Tulane	14	72	34	36	214	15.29
11.	Lampkin, Tommisha - UNT	15	87	0	44	218	14.53
12.	Blasigh, Vittoria - USF	16	77	44	24	222	13.88
13.	Ennis, Dominique - Rice	13	62	31	14	169	13.00
14.	East, Tiarra - Temple	14	66	11	33	176	12.57
15.	Jobe, Tre'Zure - WSU	15	65	17	37	184	12.27
	Nelson, Aleah - Temple	15	65	20	34	184	12.27
17.	Abies, Daniela - WSU	15	71	1	37	180	12.00
18.	Coleman, Elyssa - UTSA	14	74	1	18	167	11.93
19.	Moore, Jada - FAU	12	56	1	30	143	11.92
20.	Hueston, Tracey - CLT	15	68	2	39	177	11.80

Rebounding

	Player	G	Off	Def	Total	AVG
1.	Moore, Mia - UAB	15	45	105	150	10.00
2.	Rozentale, Janeta - FAU	14	40	91	131	9.36
3.	Smith, Alasia - Mem	14	58	69	127	9.07
4.	Joyner, Amiya - ECU	13	50	54	104	8.00
5.	Kernal, DesiRay - UNT	15	32	87	119	7.93
6.	Coleman, Elyssa - UTSA	14	36	75	111	7.93
7.	Lutje Schipholt, Evelien - USF	16	55	65	120	7.50
8.	Abies, Daniela - WSU	15	51	61	112	7.47
9.	Tucker, Rayne - Temple	15	52	59	111	7.40
10.	Periman, Hadley - Tulsa	16	37	81	118	7.38
11.	Parau, Irina - Tulane	14	30	70	100	7.14
12.	Abdur-Rahim, Amirah - SMU	14	24	72	96	6.86
13.	Brito, Carla - USF	16	29	80	109	6.81
14.	Fisher, Malia - Rice	11	18	55	73	6.64
15.	Lampkin, Tommisha - UNT	15	39	58	97	6.47
16.	Crawford, Delanie - Tulsa	16	21	81	102	6.38
17.	Moore, Jada - FAU	12	28	48	76	6.33
18.	Udo, Idara - UTSA	14	45	38	83	5.93
19.	Pratt, Hannah - Tulane	14	18	62	80	5.71
20.	Piper, Ines - Temple	15	47	38	85	5.67

Field Goal Percentage (Minimum 5 FGM/G average)

	Player	G	FGM	FGA	Pct.
1.	Lampkin, Tommisha - UNT	15	87	131	.664
2.	Abdur-Rahim, Amirah - SMU	14	72	146	.493
3.	Moore, Mia - UAB	15	84	174	.483
4.	Young, Tiara - SMU	14	88	184	.478
5.	Whittington, Kyren - Tulane	13	73	153	.477
6.	Coleman, Elyssa - UTSA	14	74	160	.463
7.	Crawford, Delanie - Tulsa	16	92	200	.460
8.	Lawrence, Dazia - CLT	15	95	211	.450
9.	Galic, Marta - Tulane	14	72	164	.439
10.	Poindexter, Temira - Tulsa	16	115	278	.414
11.	McNeal, Danae - ECU	13	89	219	.406
12.	Griggs, Madison - Mem	14	87	233	.373

Assists

	Player	G	No.	AVG
1.	DeShields, Denim - UAB	15	78	5.20
2.	Nelson, Aleah - Temple	15	69	4.60
3.	White, Kyra - UTSA	14	64	4.57
4.	Rainey, Kaylah - Tulane	12	52	4.33
5.	Wilson, Aerial - USF	16	67	4.19
6.	Jones, Tamia - SMU	14	58	4.14
7.	Bradley, Reagan - SMU	14	54	3.86
8.	Dennis, Micah - ECU	11	39	3.55
9.	Love, Sidney - UTSA	14	45	3.21
10.	Porter, Olivia - CLT	15	46	3.07
11.	Parau, Irina - Tulane	14	40	2.86
12.	Gallegos, Katia - Tulsa	13	37	2.85
13.	Hardaway, Ereauna - UNT	15	42	2.80
14.	Jobe, Tre'Zure - WSU	15	41	2.73
	Moore, Mia - UAB	15	41	2.73

AROUND THE AMERICAN



CONFERENCE INDIVIDUAL LEADERS CONT.



Free Throw Percentage (Minimum 2.5 FTM/G average)

	Player	G	FTM	FTA	Pct.
1.	Love, Sidney - UTSA	14	41	49	.837
2.	Crawford, Delanie - Tulsa	16	50	61	.820
3.	Lawrence, Dazia - CLT	15	71	87	.816
4.	Moore, Mia - UAB	15	69	85	.812
5.	Weathersby, Jade - UAB	15	49	61	.803
6.	Kernal, DesiRay - UNT	15	79	99	.798
7.	Whittington, Kyren - Tulane	13	51	65	.785
8.	Galic, Marta - Tulane	14	36	46	.783
9.	Hueston, Tracey - CLT	15	39	54	.722
10.	Owens-Barnett, Jazzy - Rice	13	43	60	.717
11.	McNeal, Danae - ECU	13	40	56	.714
	Poindexter, Temira - Tulsa	16	55	77	.714
13.	Blow, Salese - WSU	15	38	54	.704
14.	Lutje Schipholt, Evelien - USF	16	40	59	.678
15.	Young, Tiara - SMU	14	51	76	.671

Steals

	Player	G	No.	AVG
1.	McNeal, Danae - ECU	13	52	4.00
2.	Whittington, Kyren - Tulane	13	38	2.92
3.	Jones, Tamia - SMU	14	33	2.36
4.	Smith, Alasia - Mem	14	28	2.00
5.	East, Tiarra - Temple	14	27	1.93
6.	Lawrence, Dazia - CLT	15	28	1.87
7.	Griggs, Madison - Mem	14	26	1.86
8.	Jobe, Tre'Zure - WSU	15	27	1.80
9.	Joyner, Amiya - ECU	13	23	1.77
10.	Kernal, DesiRay - UNT	15	26	1.73
	Moore, Mia - UAB	15	26	1.73
	Smith, Imani - CLT	15	26	1.73
13.	Dennis, Micah - ECU	11	19	1.73
14.	Ennis, Dominique - Rice	13	21	1.62
15.	Nelson, Aleah - Temple	15	23	1.53

3-Point FG Percentage (Minimum 2 3FG/G average)

	Player	G	3FG	3FGA	Pct.
1.	Bershers, Tracey - UAB	15	37	83	.446
2.	Perry, Mya - FAU	13	32	75	.427
3.	Galic, Marta - Tulane	14	34	81	.420
4.	Crawford, Delanie - Tulsa	16	40	97	.412
5.	Blasigh, Vittoria - USF	16	44	113	.389
6.	Griggs, Madison - Mem	14	46	124	.371
7.	Ennis, Dominique - Rice	13	31	89	.348
8.	Poindexter, Temira - Tulsa	16	37	128	.289

3-Point FG Made

	Player	G	3FG	Avg
1.	Griggs, Madison - Mem	14	46	3.29
2.	Blasigh, Vittoria - USF	16	44	2.75
3.	Crawford, Delanie - Tulsa	16	40	2.50
4.	Bershers, Tracey - UAB	15	37	2.47
5.	Perry, Mya - FAU	13	32	2.46
6.	Galic, Marta - Tulane	14	34	2.43
7.	Ennis, Dominique - Rice	13	31	2.38
8.	Poindexter, Temira - Tulsa	16	37	2.31
9.	Cartwright, Mady - Tulsa	16	31	1.94
10.	Pratt, Hannah - Tulane	14	27	1.93
11.	Bokunewicz, Maya - Rice	13	24	1.85
12.	Gary, Tarryonna - Temple	14	25	1.79
13.	Walsh, Maddie - UAB	15	24	1.60
14.	Gordon, Karina - ECU	13	20	1.54
15.	McNeal, Danae - ECU	13	19	1.46

AROUND THE AMERICAN



CONFERENCE INDIVIDUAL LEADERS CONT.



Blocked Shots

	Player	G	No.	AVG
1.	Coleman, Elyssa - UTSA	14	25	1.79
	Abdur-Rahim, Amirah - SMU	14	25	1.79
3.	Joyner, Amiya - ECU	13	23	1.77
4.	Poindexter, Temira - Tulsa	16	25	1.56
5.	Green, Aliyah - Mem	14	18	1.29
	Smith, Alasia - Mem	14	18	1.29
7.	White, Kyra - UTSA	14	17	1.21
8.	Piper, Ines - Temple	15	18	1.20
9.	Lampkin, Tommisha - UNT	15	17	1.13
10.	Hanna, Dyllan - FAU	14	15	1.07
11.	Periman, Hadley - Tulsa	16	17	1.06
12.	Walsh, Maddie - UAB	15	15	1.00
	Tucker, Rayne - Temple	15	15	1.00
14.	Lutje Schipholt, Evelien - USF	16	15	0.94
15.	Udo, Idara - UTSA	14	13	0.93

Assist/Turnover Ratio (Minimum 3 AST/G average)

	Player	G	Ast.	T/O	Ratio
1.	Nelson, Aleah - Temple	15	69	27	2.56
2.	Wilson, Aerial - USF	16	67	32	2.09
3.	Rainey, Kaylah - Tulane	12	52	27	1.93
4.	Jones, Tamia - SMU	14	58	33	1.76
5.	DeShields, Denim - UAB	15	78	52	1.50
6.	Bradley, Reagan - SMU	14	54	37	1.46
7.	Dennis, Micah - ECU	11	39	27	1.44
8.	White, Kyra - UTSA	14	64	47	1.36
9.	Porter, Olivia - CLT	15	46	39	1.18
10.	Love, Sidney - UTSA	14	45	45	1.00

Offensive Rebounds

	Player	G	No.	AVG
1.	Smith, Alasia - Mem	14	58	4.14
2.	Joyner, Amiya - ECU	13	50	3.85
3.	Tucker, Rayne - Temple	15	52	3.47
4.	Lutje Schipholt, Evelien - USF	16	55	3.44
5.	Abies, Daniela - WSU	15	51	3.40
6.	Udo, Idara - UTSA	14	45	3.21
7.	Piper, Ines - Temple	15	47	3.13
8.	Moore, Mia - UAB	15	45	3.00
9.	Rozentale, Janeta - FAU	14	40	2.86
10.	Lampkin, Tommisha - UNT	15	39	2.60
11.	Coleman, Elyssa - UTSA	14	36	2.57
12.	Linton, Maya - UTSA	13	32	2.46
13.	Hanna, Dyllan - FAU	14	33	2.36
14.	Moore, Jada - FAU	12	28	2.33
15.	Periman, Hadley - Tulsa	16	37	2.31

Defensive Rebounds

	Player	G	No.	AVG
1.	Moore, Mia - UAB	15	105	7.00
2.	Rozentale, Janeta - FAU	14	91	6.50
3.	Kernal, DesiRay - UNT	15	87	5.80
4.	Coleman, Elyssa - UTSA	14	75	5.36
5.	Abdur-Rahim, Amirah - SMU	14	72	5.14
6.	Periman, Hadley - Tulsa	16	81	5.06
	Crawford, Delanie - Tulsa	16	81	5.06
8.	Brito, Carla - USF	16	80	5.00
	Parau, Irina - Tulane	14	70	5.00
	Fisher, Malia - Rice	11	55	5.00
11.	Smith, Alasia - Mem	14	69	4.93
12.	Young, Tiara - SMU	14	63	4.50
13.	Poindexter, Temira - Tulsa	16	71	4.44
14.	Pratt, Hannah - Tulane	14	62	4.43
15.	Bershers, Tracey - UAB	15	65	4.33

AROUND THE AMERICAN



CONFERENCE INDIVIDUAL LEADERS CONT.



Minutes Played

	Player	G	No.	AVG
1.	White, Kyra - UTSA	14	485	34.65
2.	Griggs, Madison - Mem	14	485	34.65
3.	Jones, Tamia - SMU	14	477	34.08
4.	Moore, Mia - UAB	15	506	33.73
5.	Galic, Marta - Tulane	14	466	33.25
6.	Poindexter, Temira - Tulsa	16	528	32.99
7.	McNeal, Danae - ECU	13	418	32.18
8.	Young, Tiara - SMU	14	449	32.07
9.	Bradley, Reagan - SMU	14	449	32.05
10.	Jobe, Tre'Zure - WSU	15	476	31.72
11.	Parau, Irina - Tulane	14	443	31.63
12.	DeShields, Denim - UAB	15	473	31.51
13.	Love, Sidney - UTSA	14	438	31.29
14.	Nelson, Aleah - Temple	15	468	31.19
15.	Rozentale, Janeta - FAU	14	430	30.74

Team Identification

Team	Team ID
Charlotte	CLT
East Carolina	ECU
Fla. Atlantic	FAU
Memphis	Mem
North Texas	UNT
Rice	Rice
SMU	SMU
South Fla.	USF
Temple	Temple
Tulane	Tulane
Tulsa	Tulsa
UAB	UAB
UTSA	UTSA
Wichita St.	WSU

AROUND THE AMERICAN



CONFERENCE TEAM HIGHS



POINTS	117	North Texas vs North Texas-Dallas (11/06/2023)
	109	Temple vs Delaware St. (11/06/2023)
FIELD GOALS MADE	43	Temple vs Delaware St. (11/06/2023)
	40	South Fla. vs Gardner-Webb (12/10/2023)
FIELD GOAL ATTEMPTS	86	Memphis at UAB (01/03/2024)
	81	UTSA vs Wichita St. (01/06/2024)
	81	Temple vs Northwestern (12/21/2023)
	81	Temple at La Salle (12/17/2023)
FIELD GOAL PERCENTAGE	.608 (31-51)	SMU vs Air Force (12/21/2023)
	.603 (35-58)	North Texas vs Fla. Atlantic (01/07/2024)
3 PT FG MADE	14	UAB at Charlotte (01/07/2024)
	14	Tulane vs New Orleans (12/06/2023)
3 PT FG ATTEMPTS	32	Tulsa at TCU (12/01/2023)
	32	Tulsa vs Clemson (N) (11/25/2023)
	32	East Carolina at Elon (11/06/2023)
3 PT FG PERCENTAGE	.636 (7-11)	SMU vs Alabama St. (11/11/2023)
	.600 (3-5)	East Carolina at Memphis (01/06/2024)
FREE THROWS MADE	36	North Texas vs North Texas-Dallas (11/06/2023)
	33	North Texas vs Grambling (11/09/2023)
FREE THROW ATTEMPTS	49	North Texas vs North Texas-Dallas (11/06/2023)
	45	North Texas vs Grambling (11/09/2023)
FREE THROW PERCENTAGE	.941 (16-17)	South Fla. vs Baylor (N) (12/21/2023)
	.917 (22-24)	UAB vs Mississippi Val. (11/29/2023)
	.917 (11-12)	Charlotte at Wake Forest (12/07/2023)
REBOUNDS	57	UTSA at Oregon (12/17/2023)
	57	Rice vs Houston Christian (11/06/2023)
ASSISTS	27	Tulane vs New Orleans (12/06/2023)
	26	Temple vs Delaware St. (11/06/2023)
STEALS	32	East Carolina vs USC Upstate (11/09/2023)
	21	North Texas vs North Texas-Dallas (11/06/2023)
BLOCKED SHOTS	11	East Carolina vs George Mason (12/18/2023)
	11	UTSA vs Texas St. (11/30/2023)
TURNOVERS	31	UTSA at Texas Tech (11/20/2023)
	30	Charlotte vs West Virginia (N) (11/24/2023)
FOULS	29	Memphis vs Troy (12/02/2023)
	28	UTSA at East Carolina (01/02/2024)
	28	East Carolina vs Hampton (11/29/2023)
	28	Wichita St. vs Omaha (11/20/2023)
	28	Memphis vs Middle Tenn. (N) (11/20/2023)
	28	Temple at Villanova (11/19/2023)
	28	UTSA at A&M-Corpus Christi (11/15/2023)
	28	South Fla. vs Grambling (11/13/2023)