



RICE OWLS BASKETBALL

2023-24 GAME NOTES

2023-24 SCHEDULE

NOVEMBER

2	CLAYTON STATE (Exh.)	W, 80-57
7	ST. THOMAS ^{ESPN+}	W, 101-57
10	HARVARD ^{ESPN+}	L, 76-89
15	at ^{19/17} Texas ^{LHN}	L, 64-80
21	1 vs. Indiana State ^{FloHoops}	L, 88-103
22	1 vs. New Mexico ^{FloHoops}	L, 56-90
24	1 vs. UC-Irvine ^{FloHoops}	L, 68-83
30	UT-MARTIN ^{ESPN+}	W, 98-78

DECEMBER

2	HOUSTON CHRISTIAN ^{ESPN+}	W, 65-56
6	at ^{3/2} Houston ^{ESPN+}	L, 39-75
13	INCARNATE WORD ^{ESPN+}	W, 80-57
16	at Northwestern State ^{ESPN+}	W, 76-51
20	PRAIRIE VIEW A&M ^{ESPN+}	W, 82-56
22	LOUISIANA ^{ESPN+}	L, 67-84

JANUARY

3	* at Tulane ^{ESPN}	L, 59-84
6	* UTSA ^{ESPN+}	2 p.m.
12	* at USF ^{ESPN}	6 p.m.
16	* CHARLOTTE ^{ESPN+}	7 p.m.
20	* at Temple ^{ESPN+}	1 p.m.
24	* FLORIDA ATLANTIC ^{ESPN+}	7 p.m.
27	* TULSA ^{ESPN}	7 p.m.
31	* at Memphis ^{ESPN+}	7 p.m.

FEBRUARY

3	* at UTSA ^{ESPN+}	2 p.m.
7	* SMU ^{ESPN+}	7 p.m.
10	* USF ^{ESPN+}	2 p.m.
17	* at Tulsa ^{ESPN+}	2 p.m.
21	* at UAB ^{ESPN+}	7 p.m.
24	* EAST CAROLINA ^{ESPN}	1 p.m.
28	* TEMPLE ^{ESPN+}	7 p.m.

MARCH

2	* at Wichita State ^{ESPN+}	6 p.m.
6	* at Charlotte ^{ESPN+}	6 p.m.
9	* NORTH TEXAS ^{ESPN+}	7 p.m.
13-17	2 AAC Tournament	TBA

All times are central and subject to change

- * American Athletic Conference game
- 1 Ball Dawgs Classic (Henderson, Nev.)
- 2 AAC Tournament (Fort Worth, Texas)



GAME 15



RICE vs. UTSA

JANUARY 6, 2024 / 2 P.M. CT / HOUSTON, TEXAS
JERABECK CENTER (1,500)

Stream: ESPN+
 Play-by-Play: Butch Alsandor
 Analyst: Nate Griffin
 Sideline: Abby Christopherson

Radio: Varsity Network,
 Owls Gameday App & RiceOwls.com
 Play-by-Play: JP Heath

RICE OWLS

2023-24 Record: 6-8
 2023-24 AAC Record: 0-1
 Last Game: L, 84-59 at Tulane
 Head Coach: Scott Pera
 Career Record (Years): 91-114 (7th)
 At Rice (Years): 91-114 (7th)
 vs. UTSA: 5-6

UTSA ROADRUNNERS





2023-24 Record: 6-8
 2023-24 AAC Record: 0-1
 Last Game: L, 78-76 vs. UAB
 Head Coach: Steve Henson
 Career Record (Years): 105-131 (8th)
 At UTSA: 105-131 (8th)
 vs. Rice: 7-6

RICE HOSTS UTSA IN INAUGURAL AAC HOME GAME

- Rice will play its first-ever American Athletic Conference home game this Saturday, Jan. 6, when it hosts UTSA. The game will be played at the Jerabeck Activity and Athletic Center on the campus of St. Thomas. Tip-off is scheduled for 2 p.m. CT and the game will be streamed by ESPN+.
- Rice and UTSA will meet for first time this year and the 23rd time overall. UTSA holds a 12-10 record in the series, but the Owls lead 7-5 in Houston. The teams will also meet on Feb. 3 in San Antonio. The Owls have won five of the last seven meetings. The first six meetings came as non-conference foes. Since 2014, the teams have competed as conference foes when UTSA joined Conference USA. The series is tied at eight as conference opponents.
- With a win, head coach Scott Pera will earn his 350th career victory.
- With five three-pointers against UT-Martin, guard Travis Eevee became Rice's all-time career leader. He has 268 three-pointers at Rice. In fact, his 345 career three-pointers are the fourth-most among all active players.
- Evee is one of two active players with career totals of 1,900 points, 350 assists, 300 rebounds and 150 steals (Jahmir Young, Maryland).
- Evee needs just four points to become the fifth active player with 2,000 career points.
- Fifth-year senior forward Max Fiedler was named a Preseason Second Team All-American Athletic Conference honoree in a vote by the coaches.
- With five steals, Fiedler will become the first player in school history with at least 1,000 career points, 950 rebounds, 450 assists, 100 blocks and 100 steals.
- Rice goes on the road next Friday, Jan. 12, when it travels to Tampa, Fla., to face South Florida. Tip-off is scheduled for 6 p.m. CT and the game will be televised by ESPNU.



2023-24 OVERALL • 6-8 / AAC • 0-1 / HOME • 5-2 / AWAY 1-3 / NEUTRAL • 0-3
 PREVIOUS GAME'S STARTERS HIGHLIGHTED IN SHADED BOX

0		SAM ALAJIKI					Last Game: DNP at Tulane Notes: Avg. 4.6 pts and 3.0 rbs...44.9% FG% and 31.4% from three... season-high 17 pts vs. St. Thomas...6 rbs vs. UT-Martin...transfer from California	SEASON HIGHS Pts: 17 vs. St. Thomas, 11/7/23 Reb: 6 vs. UT-Martin, 11/30/23 Ast: 2 vs. St. Thomas, 11/7/23 Stl: 1, 2x, last vs. Indiana State, 11/21/23			
		F • 6-7 • 230 • Jr. • Dundalk, Ireland									
		PPG	RPG	APG	SPG	BPG			MPG		
						4.6	3.0	0.5	0.2	0.4	18.5
1		NOAH SHELBY					Last Game: 1 ast at Tulane Notes: Avg. 4.5 pts...100.0% FT%...32.2% 3FG%...has made at least 1 three-pointer in 10 games...career-high 14 pts vs. St. Thomas... transfer from Vanderbilt	SEASON HIGHS Pts: 14 vs. St. Thomas, 11/7/23 Reb: 4, 2x, last vs. UT-Martin, 11/30/23 Ast: 4 vs. St. Thomas, 11/7/23 Stl: 2, 2x, last vs. Indiana State, 11/21/23			
		G • 6-3 • 185 • So. • McKinney, Texas									
		PPG	RPG	APG	SPG	BPG			MPG		
						4.5	1.4	0.9	0.6	0.0	14.0
2		MEKHI MASON					Last Game: 9 pts, 2 blks at Tulane Notes: 2nd on team with 12.2 pts3rd with 3.9 rbs and 2.3 asts... scored double-figures 9x...season-high 20 pts vs. Harvard...grabbed 5+ rbs 5x...C-USA All-Freshman Team	SEASON HIGHS Pts: 20 vs. Harvard, 11/10/23 Reb: 6, 4x, last vs. Houston, 12/6/23 Ast: 5 vs. Harvard, 11/10/23 Stl: 3 vs. Houston Christian, 12/2/23			
		G • 6-5 • 195 • So. • Gilbert, Ariz.									
		PPG	RPG	APG	SPG	BPG			MPG		
						12.2	3.9	2.3	0.6	0.6	27.6
3		TRAVIS EEEV					Last Game: 14 pts, 4 asts at Tulane Notes: Leads team with 16.4 pts (7th in AAC)...avg 3.1 rbs & 2.4 asts...85.1% FT% (5th in AAC)...leads team with 31.9% 3FG%...scored double-figures 12x...4 20+ pt games...29 pts vs. UT-Martin & Incar- nate Word...25 pts vs. Indiana St...2x All-CUSA Honorable Mention	SEASON HIGHS Pts: 29, 2x, last vs. Incarnate Word, 12/13/23 Reb: 6 vs. UC-Irvine, 11/24/23 Ast: 4, 4x, last at Tulane, 1/3/24 Stl: 3, 2x, last vs. Incarnate Word, 12/13/23			
		G • 6-1 • 180 • 5th-Year • Randolph, Mass.									
		PPG	RPG	APG	SPG	BPG			MPG		
						16.4	3.1	2.4	1.4	0.1	31.4
4		ANTHONY SELDEN					Last Game: 2 pts, 3 rbs at Tulane Notes: Avg. 6.3 pts and 2.9 rbs...44.1% FG%...18 pts vs. Harvard... scored double-figures 3x...Graduate transfer from Gardner-Webb	SEASON HIGHS Pts: 18 vs. Harvard, 11/10/23 Reb: 5 at Northwestern State, 12/16/23 Ast: 2 at Northwestern State, 12/16/23 Stl: 1, 6x, last at Northwestern State, 12/16/23			
		G • 6-6 • 225 • Gr. • Boston, Mass.									
		PPG	RPG	APG	SPG	BPG			MPG		
						6.3	2.9	0.6	0.5	0.4	19.3
5		CAMERON SHEFFIELD					Last Game: DNP at Tulane Notes: Avg. 7.6 pts...2nd on team and 8th in C-USA with 6.1 rbs... scored 10+ pts 12x...37.3% 3FG%...6 10+ rebound games...season- high 15 pts at WKU...13 pts at Texas State...scored 10 pts at Pep- perdine...set career-high with 16 rbs at UTEP...15 rbs vs. Prairie View A&M...10 rbs vs. Houston Christian.	SEASON HIGHS Pts: N/A Reb: N/A Ast: N/A Stl: N/A			
		G/F • 6-6 • 195 • Jr. • Alpharetta, Ga.									
		PPG	RPG	APG	SPG	BPG			MPG		
						0.0	0.0	0.0	0.0	0.0	0.0
10		COLE ANDREWS-HEITZ					Last Game: DNP at Tulane Notes: Played in 2 games...scored 2 pts vs. St. Thomas...District 25-5A All-District Co-Offensive MVP...THSCA First Team Academic All-State...school's all-time season and career three-point leader... averaged 13 points and four assists as a senior.	SEASON HIGHS Pts: 2 vs. St. Thomas, 11/7/23 Reb: N/A Ast: 1 vs. St. Thomas, 11/7/23 Stl: 1 vs. St. Thomas, 11/7/23			
		G • 6-1 • 170 • Fr. • Leander, Texas									
		PPG	RPG	APG	SPG	BPG			MPG		
						1.0	0.0	0.5	0.5	0.0	2.4
11		IFEANYI UFOCHUKWU					Last Game: 2 pts, 2 rbs at Tulane Notes: Has played in 8 games...avg 2.0 pts...tied career-high w/7 pts vs. UT-Martin...scored 2 pts 4x...has 16 pts and 6 rbs on the year.	SEASON HIGHS Pts: 7 vs. UT-Martin, 11/30/23 Reb: 2, 2x, last at Tulane, 1/3/24 Ast: 1 vs. St. Thomas, 11/7/23 Blks: 1, 2x, last vs. Indiana State, 11/21/23			
		C • 6-11 • 240 • So. • Benin City, Nigeria									
		PPG	RPG	APG	SPG	BPG			MPG		
						2.0	0.8	0.1	0.1	0.3	3.6
12		CAMP WAGNER					Last Game: 3 min at Tulane Notes: Played in 10 games...avg. 1.6 pts...scored 11 pts vs. Indiana State...5 pts at Northwestern St...has 16 pts and 7 rbs on the year... Academic All-District honors.	SEASON HIGHS Pts: 11 vs. Indiana State, 11/21/23 Reb: 3 vs. St. Thomas, 11/7/23 Ast: N/A Stl: 1 at Houston, 12/6/23			
		G • 6-6 • 175 • Fr. • Dallas, Texas									
		PPG	RPG	APG	SPG	BPG			MPG		
						1.6	0.7	0.0	0.1	0.0	4.0
13		ANDREW AKUCHIE					Last Game: 6 pts, 5 rbs at Tulane Notes: Avg. 3.6 points and 2.9 rebounds...63.3% FG%...scored 9 pts vs. St. Thomas and UT-Martin...season-high 5 rbs vs. UTM and Tulane.	SEASON HIGHS Pts: 9, 2x, last vs. UT-Martin, 11/30/23 Reb: 5, 2x, last at Tulane, 1/3/24 Ast: 2, 2x, last vs. Prairie View A&M, 12/20/23 Stl: 1, 6x, last vs. Louisiana, 12/22/23			
		F • 6-11 • 215 • So. • Fort Lauderdale, Fla.									
		PPG	RPG	APG	SPG	BPG			MPG		
						3.6	2.9	0.8	0.4	0.4	10.4
15		MAX FIEDLER					Last Game: 6 rbs, 3 asts at Tulane Notes: Preseason 2nd Team All-AAC...Avg. 9.4 pts, 8.5 rbs and 4.7 asts...63.0% FG%...4th in AAC in rbs, asts (4.9) and FG%...2nd in off. rbs (3.5)...scored double-figures 6x...10+ rbs 6x...5+ asts 7x...10 asts vs. Houston Christian...3 double-doubles.	SEASON HIGHS Pts: 18 vs. Louisiana, 12/22/23 Reb: 14 vs. Prairie View A&M, 12/20/23 Ast: 10 vs. Houston Christian, 12/2/23 Blks: 2 vs. Houston Christian, 12/2/23			
		F • 6-11 • 230 • 5th-Year • Indialantic, Fla.									
		PPG	RPG	APG	SPG	BPG			MPG		
						9.4	8.5	4.7	0.6	0.7	27.6
21		GABE WARREN					Last Game: 2 pts, 4 rbs at Tulane Notes: Avg. 2.3 pts and 1.6 rbs...has 25 pts and 18 rbs on the year... McDonald's All-American Nominee...First Team All-State honors... Academic All-State...four-star ranking by ESPN.	SEASON HIGHS Pts: 8 vs. St. Thomas, 11/7/23 Reb: 5 vs. St. Thomas, 11/7/23 Ast: 3 vs. UT-Martin, 11/30/23 Blks: 1 vs. UT-Martin, 11/30/23			
		G • 6-6 • 205 • Fr. • Plano, Texas									
		PPG	RPG	APG	SPG	BPG			MPG		
						2.3	1.6	0.5	0.1	0.1	7.5
22		JACKSON PEAKES					Last Game: 2 pts, 1 reb at Tulane Notes: Played in 9 games...scored 2 pts vs. UT-Martin, Prairie View and Tulane...grabbed 2 rbs at Houston...has 7 pts, 4 rbs and 2 asts on the year.	SEASON HIGHS Pts: 2, 3x, last at Tulane, 1/3/24 Reb: 2 at Houston, 12/6/23 Ast: 1, 2x, last vs. Indiana State, 11/21/23 Stl: N/A			
		G • 6-4 • 185 • r-So. • Houston, Texas									
		PPG	RPG	APG	SPG	BPG			MPG		
						0.8	0.4	0.2	0.0	0.0	2.4
23		ALEM HUSEINOVIC					Last Game: 10 pts at Tulane Notes: avg. 5.8 pts...45.2% FG%...season-high 11 pts vs. UT-Martin... 10 pts at Houston and Tulane...3 double-figure scoring games... scored 5+ pts 9x...had 4 asts vs. St. Thomas.	SEASON HIGHS Pts: 11 vs. UT-Martin, 11/30/23 Reb: 3 vs. Prairie View A&M, 12/20/23 Ast: 4 vs. St. Thomas, 11/7/23 Stl: 2, 2x, last at Northwestern State, 12/16/23			
		G • 6-4 • 185 • Sr. • Zenica, Bosnia & Herzegovina									
		PPG	RPG	APG	SPG	BPG			MPG		
						5.8	1.1	0.8	0.8	0.1	20.6
24		KEANU DAWES					Last Game: 12 pts, 3 rbs at Tulane Notes: Avg. 6.8 pts and 2nd on the team with 4.8 rbs...had 5+ pts 9x & 5+ rbs 8x...34.3% 3FG%...18 pts & 7 rbs vs. Louisiana...14 pts & 8 rbs vs. Houston Christian...District 17-6A Offensive Player of the Year...TABC All-State and two-time All-Region 3...consensus four-star player, was the No. 9 ranked player in Texas and No. 23 ranked power forward in the country.	SEASON HIGHS Pts: 18 vs. Louisiana, 12/22/23 Reb: 8, 2x, last at Northwestern State, 12/16/23 Ast: 2, 2x, last vs. Incarnate Word, 12/13/23 Stl: 3 vs. UT-Martin, 11/30/23			
		F • 6-9 • 215 • Fr. • Houston, Texas									
		PPG	RPG	APG	SPG	BPG			MPG		
						6.8	4.8	0.8	0.9	0.6	22.5
30		GEORGE PERKINS					Last Game: DNP at Tulane Notes: Has played in 54 games...has 2 rb on the year...Redshirted last year	SEASON HIGHS Pts: N/A Reb: 1, 2x, last at Northwestern State, 12/16/23 Ast: N/A Stl: 1 vs. St. Thomas, 11/7/23			
		F • 6-8 • 200 • r-Fr. • Washington, D.C.									
		PPG	RPG	APG	SPG	BPG			MPG		
						0.0	0.5	0.0	0.3	0.0	2.2

RICE	TALE OF THE TAPE	LITSA
2023-24	Season	2023-24
6-8	Overall	6-8
0-1	Conference	0-1
5-5	Last 10	5-5
3-2	Last 5	1-4
72.8	PPG	78.5
74.5	Opp PPG	79.1
-1.7	Margin	-0.6
.435	FG%	.416
.452	FG% Def	.430
.304	3PT%	.345
.352	3PT% Def	.345
.711	FT%	.697
12.6	FTM PG	15.6
37.0	RPG	40.2
35.9	Opp RPG	40.3
+1.1	Margin	-0.1
14.1	APG	14.3
12.1	TO PG	11.6
3.6	BPG	5.2
6.1	SPG	5.1

LEADERS

RICE	CATEGORY	UTSA
Travis Eevee 16.4	Scoring	13.4 Christian Tucker
Max Fiedler 8.5	Rebounding	6.3 Carlton Linguard, Jr.
Max Fiedler 4.7	Assists	5.1 Christian Tucker
Travis Eevee 1.4	Steals	1.1 Christian Tucker
Max Fiedler 10	Blocks	29 Carlton Linguard, Jr.
Travis Eevee 80	Field Goals	52 Dre Fuller, Jr.
Travis Eevee 188	Field Goals Attempted	140 Dre Fuller, Jr.
Max Fiedler .630	Field Goal Percentage	.537 Trey Edmonds
Travis Eevee 29	3-Point Field Goals	31 Isaiah Wyatt
Travis Eevee 91	3-Point Field Goals Attempted	76 Dre Fuller, Jr.
Travis Eevee .319	3-Point Field Goal Percentage	.425 Isaiah Wyatt
Travis Eevee 40	Free Throws	69 Christian Tucker
Mekhi Mason 52	Free Throws Attempted	79 Christian Tucker
Travis Eevee .851	Free Throw Percentage	.873 Christian Tucker

2023-24 RICE ROSTER

No.	Name	Pos.	Ht.	Wt.	Yr.	Hometown/Previous School
0	Sam Alajiki	F	6-7	230	Jr.	Dundalki, Ireland/California
1	Noah Shelby	G	6-3	185	So.	McKinney, Texas/Vanderbilt
2	Mekhi Mason	G	6-5	195	So.	Gilbert, Ariz./Compass Prep
3	Travis Eevee	G	6-1	180	5th	Randolph, Mass./VMI
4	Anthony Selden	G	6-6	225	Gr.	Boston, Mass./Gardner-Webb
5	Cameron Sheffield	G/F	6-6	195	Jr.	Alpharetta, Ga./Chattahoochee HS
10	Cole Andrews-Heitz	G	6-1	170	Fr.	Leander, Texas/Rouse HS
11	Ifeanyi Ufochukwu	C	6-10	220	So.	Benin City, Nigeria/Covenant Day School (N.C.)
12	Camp Wagner	G	6-6	175	Fr.	Dallas, Texas/Link Prep Academy (Mo.)
13	Andrew Akuchie	F	6-9	200	So.	Fort Lauderdale, Fla./St. Thomas Aquinas HS
15	Max Fiedler	F	6-11	230	5th	Indialantic, Fla./Melbourne HS
21	Gabe Warren	G	6-6	205	Fr.	Plano, Texas/John Paul II HS
22	Jackson Peakes	G	6-4	185	r-So.	Houston, Texas/St. John's HS
23	Alem Huseinovic	G	6-4	190	Sr.	Zenica, Bosnia and Herzegovina/Nevada
24	Keanu Dawes	F	6-9	205	Fr.	Houston, Texas/Stratford HS
30	George Perkins	F	6-8	200	r-Fr.	Washington, D.C./Sidwell Friends School

Head Coach: Scott Pera, 7th Year (Penn State, 1989)
Assistant Coach: Van Green, 6th Year (Columbia, 2014)
Assistant Coach: Greg Howell, 3rd Year (Waldorf, 2012)
Assistant Coach: Russ Pennell, 2nd Year (Central Arkansas, 1983)
Director of Basketball Operations: Mike Carr, 1st Year (Indiana, 2019)

UNIVERSITY INFORMATION

Name of School: Rice
City/Zip: Houston, TX 77251
Founded: 1891
Enrollment: 8,480
Nickname: Owls
School colors: Blue and Gray
Arena: Tudor Fieldhouse/5,208
Affiliation: NCAA Division I
Conference: American Athletic Conference
President: Reginald DesRoches
Athletics Director: Tommy McClelland
Press Row Phone: 713.348.5638

COACHING INFORMATION

Head Coach: Scott Pera
Alma Mater/Year: Penn State/1989
Record at Rice: 91-114/7
Overall Record: 91-114/7
Assistant Coach: Van Green
Assistant Coach: Greg Howell
Assistant Coach: Russ Pennell
Director of Operations: Mike Carr
Video Coordinator: Cullen Neal
Athletic Trainer: Jeff Rodriguez

BASKETBALL HISTORY

Seasons: 110th
All-Time Record: 1,185-1,512/.439
All-Time Conference Record: 581-937/.383
All-Time AAC Record: 0-1/.000
NCAA Tournament Appearances: 4
(1940, 42, 54, 70)
NIT Appearances: 5/1943, 91, 93, 2004, 05
CIT Appearances: 1/2012
CBI Appearances: 3/2017, 2022, 2023

TEAM INFORMATION

2023-24 Overall Record: 6-8
(Home: 5-2, Away: 1-3, Neutral: 0-3)
2023-24 AAC Record: 0-1
(Home: 0-0, Away: 0-1)
Starters Returning/Lost: 4/1
Letterwinners Returning/Lost: 8/7
Newcomers: 7
Roster Breakdown: 3 Gr./1 Sr./2 Jr/5 So./5 Fr.

ATHLETIC COMMUNICATIONS

MBB Contact: Tim Andrzejewski
Office: 713.348.3939
Cell: 662.312.7663
E-mail: tim.andrzejewski@rice.edu
Fax: 713.348.6019
Website: www.riceowls.com
Mailing Address: P.O. Box 1892, MS 548
Houston, TX 77251-1892

PRONUNCIATION GUIDE

PLAYERS
Andrew Akuchie Ah-Coo-CHAY
Sam Alajiki Al-uh-Jee-Key
Travis Eevee EE-Vee
Max Fiedler FEED-Ier
Alem Huseinovic Aa-Lem Who-say-no-vice
Iffy Ufochukwu If-FEE Ooo-Foo-CHOO-Kwoo

STAFF
Scott Pera PARE-uh
Russ Pennell Puh-Nell

ABOUT RICE UNIVERSITY

- Founded in 1891, Rice University has been dedicated to creating unconventional wisdom: preparing outstanding students for diverse careers and lives, contributing to the advancement of learning across a wide range of research and scholarship and sharing that knowledge and discovery with the world.
- Rice has an enrollment of 8,480 undergraduate and graduate students in 2022. As a member of the Association of American Universities, Rice University is consistently ranked among the top 20 American universities.

RICE CELEBRATES 110TH SEASON OF BASKETBALL

- Rice will play its 110th season of basketball in 2022-23.
- The Owls have an all-time record of 1,185-1,512 (.439). Rice is entering its first season as a member of the American Athletic Conference.
- Rice also has a 581-937 (.383) mark all-time in conference play.
- Rice has made 13 postseason appearances, including four NCAA, five NIT, three CBI and one CIT appearances.

RICE IN THE POSTSEASON

- The Owls made their second straight postseason appearance and 13th all-time.
- Rice has made four NCAA appearances, five NIT appearances, three CBI appearances and one CIT appearance.
- Rice is 6-14 all-time in postseason play. Rice is 2-1 at home, 2-7 on the road and 2-6 on a neutral court.
- The Owls made their second straight CBI appearance and third overall.

ONTO THE AMERICAN

- Rice begins its first season as a full member of the American Athletic Conference in 2023.
- It will be its fourth conference in 110 years.
- The Owls played basketball in the Southwest Conference from 1914 to 1995, followed by nine seasons in the Western Athletic Conference (1996-2004) and 18 seasons in Conference USA (2005-23).

ABOUT RICE

- Rice enters American Athletic Conference play with a 6-8 record, and 0-1 in the American Athletic Conference. The Owls fell, 84-59, at Tulane in its AAC opener on Wednesday.
- The Owls are led by fifth-year senior guard Travis Eevee, who is scoring 16.4 points per game, tied for seventh in the American Athletic Conference. He's adding 3.1 rebounds, 2.4 assists and 1.4 steals while placing sixth in the league in free throw percentage (.851) and 10th in three-pointers made per game (2.1).
- Sophomore guard Mekhi Mason is second on the team with 12.2 points and third with 3.9 rebounds and 2.3 assists.
- Fifth-year senior forward Max Fiedler is averaging 9.4 points while leading the team with 8.5 rebounds and 4.7 assists, which are both fourth in the AAC. He's also connecting on 63.0% from the floor, which is also fourth in the conference. Fiedler is also second in the American in offensive rebounds with 3.5 per game.
- Freshman Keanu Dawes is scoring 6.8 points per game and is second on the team with 4.8 rebounds and graduate student guard Anthony Selden is recording 6.3 points per game and 2.9 rebounds and is connecting on 44.1% from the field.
- The Owls are scoring 72.8 points per game while allowing 74.5.
- Rice is connecting on 43.5% from the field and 30.4% from three. Its opponents are connecting on 45.2% from the field and 35.3% from beyond the arc.
- The Owls are outrebounding their opponents, 37.0-to-35.9.
- Head coach Scott Pera is in his seventh season leading the Rice men's basketball program.

ABOUT UTSA

- UTSA enters Saturday's game with a 6-8 record and 0-1 in the American Athletic Conference. The Roadrunners have lost four of their last five games after falling to UAB in their conference opener, 78-76, on Tuesday.
- Junior guard Christian Tucker leads the team with 13.4 points per game and 5.1 assists per game, which is tied for second in the league. He's also second in free throw percentage, connecting on 87.3% from the charity stripe.
- Graduate student guard Dre Fuller, Jr. is second on the team with 10.6 points and is third with 6.1 rebounds per game.
- Redshirt junior guard/forward Isaiah Wyatt is averaging 10.1 points and is sixth in the AAC with 2.2 three-pointers per game.
- Redshirt senior center Carlton Linguard, Jr., is scoring 9.9 points per game and leads the team with 6.3 rebounds and junior forward Trey Edmonds is averaging 8.1 points and 6.2 rebounds.
- UTSA is scoring 78.5 points per game but is allowing 79.1.
- The Roadrunners are connecting on 41.6% from the field and 34.5% from three. Their opponents are hitting 43.0% from the field and 34.5% from three.
- UTSA is third in the league in rebounding, pulling down 40.2 boards per game, but are allowing 40.3.
- The Roadrunners lead the league with 9.7 three-pointers per game and 5.2 blocks per game and is second with 15.5 assists per game.
- Head coach Steve Henson is in his eighth season leading the UTSA men's basketball program, where he holds a 105-131 record.

RICE-UTSA SERIES HISTORY

- Rice and UTSA will meet for first time this year and the 23rd time overall.
- UTSA holds a 12-10 record in the series, but the Owls lead 7-5 in Houston.
- The teams will also meet on Feb. 3 in San Antonio.
- The Owls have won five of the last seven meetings.

2023-24 AAC STANDINGS (AS OF 1/4)

TEAM	AAC		Overall	
	W-L	PCT.	W-L	PCT.
Memphis	1-0	1.000	12-2	.857
Florida Atlantic	1-0	1.000	11-3	.786
Tulane	1-0	1.000	10-3	.769
SMU	1-0	1.000	10-4	.692
USF	1-0	1.000	8-4	.667
UAB	1-0	1.000	9-5	.643
North Texas	1-0	1.000	8-5	.615
Tulsa	0-1	.000	9-4	.692
Wichita State	0-1	.000	8-6	.571
East Carolina	0-1	.000	7-7	.500
Temple	0-1	.000	7-7	.500
Charlotte	0-1	.000	6-7	.462
Rice	0-1	.000	6-8	.429
UTSA	0-1	.000	6-8	.429

UPCOMING GAMES

Saturday, January 6

- * Tulane at North Texas ^{ESPN}
- * UTSA at Rice ^{ESPN+}
- * Florida Atlantic at Charlotte ^{ESPN+}

Sunday, January 7

- * Wichita State at Temple ^{ESPN2/U}
- * USF at UAB ^{ESPN+}
- * Tulsa at East Carolina ^{ESPN}
- * SMU at Memphis ^{ESPN}

Wednesday, January 10

- * East Carolina at Temple ^{ESPN+}
- * Tulsa at Charlotte ^{ESPN+}
- * UTSA at Memphis ^{ESPN+}

Thursday, January 11

- * Florida Atlantic at Tulane ^{ESPN2}

Friday, January 12

- * Rice at USF ^{ESPN}

Saturday, January 13

- * SMU at East Carolina ^{ESPN+}
- * Temple at North Texas ^{ESPN2}
- * Charlotte at UTSA ^{ESPN2}

Sunday, January 14

- * UAB at Florida Atlantic ^{ESPN+}
- * Memphis at Wichita State ^{ESPN2}
- * Tulane at Tulsa ^{ESPN+}

Tuesday, January 16

- * Charlotte at Rice ^{ESPN+}
- * Temple at SMU ^{ESPN+}

Wednesday, January 17

- * North Texas at East Carolina ^{ESPN+}
- * UTSA at Tulsa ^{ESPN+}
- * Tulane at UAB ^{ESPN+}

Thursday, January 18

- * USF at Memphis ^{ESPN/ESPN2}
- * Wichita State at Florida Atlantic ^{ESPN/2}

Saturday, January 20

- * Rice at Temple ^{ESPN+}
- * East Carolina at UAB ^{ESPN+}
- * Tulsa at SMU ^{ESPN+}
- * North Texas at Charlotte ^{ESPN+}

All Times Central

RECORD WHEN...

	2023-24	Pera
All Games	6-8	91-114
Home Games	5-2	56-41
Road Games	1-3	25-58
Neutral Site Games	0-3	9-15
AAC Games	0-1	40-69
AAC Home Games	0-0	25-29
AAC Road Games	0-1	15-41
Non-Conference Games	6-7	49-45
Non-Conference Home Games	5-2	31-11
Non-Conference Road Games	1-2	10-17
Non-Conference Neutral Site Games	0-3	9-15
White Jerseys	5-2	43-35
Blue Jerseys	1-2	23-56
Gray Jerseys	0-1	17-13
Black Jersey	0-3	7-10
November Games	2-5	24-24
December Games	4-2	21-18
January Games	0-1	20-31
February Games	0-0	14-27
March Games	0-0	11-14
Sunday Games	0-0	6-4
Monday Games	0-0	6-5
Tuesday Games	1-1	9-8
Wednesday Games	2-4	8-13
Thursday Games	1-0	20-27
Friday Games	0-3	9-13
Saturday Games	2-0	32-44
Overtime Games	0-0	6-5
Night Games	3-6	50-83
Day Games	3-2	39-31
TV Games	0-2	21-60
led at halftime	5-0	65-21
trail at halftime	1-7	23-90
tied at halftime	0-1	2-3
shoot better than opp.	6-0	67-15
shoot the same as opp.	0-0	1-1
shoot worse than opp.	0-7	22-97
Shoot 45% or better	5-0	59-31
Shoot less than 45%	1-8	31-83
Opp. shoots 45% or better	0-8	21-80
Opp. shoots below 45%	6-0	69-32
Make less than 10 3-pointers	5-6	41-78
Make 10 or more 3-pointers	1-2	50-36
Attempt less than 30 3-pointers	5-7	62-78
Attempt 30 or more 3-pointers	1-1	29-36
Shoot more free throws than opp.	4-5	66-52
Opp. shoots same/more free throws	2-3	23-62
Outrebound opponent	5-1	66-34
Same/Outrebounded by opp.	1-7	23-80
Bench outcores opp.	4-3	50-51
Fewer/same bench points	2-5	38-63
Commit fewer turnovers	4-3	41-26
Commit more turnovers	1-5	46-78
Commit same turnovers	1-0	3-9
Commit 15 or fewer turnovers	6-5	67-80
Commit more than 15 turnovers	0-3	22-34
Lead with 5:00 remaining	6-0	79-15
Trail with 5:00 remaining	0-8	7-94
Tied with 5:00 remaining	0-0	3-5
1-5 point margins	0-0	20-26
6-10 point margins	1-0	26-22
11-19 point margins	0-5	25-39
20+ point margins	5-3	18-27
vs. Top 25 teams	0-1	0-4
Score 59 or fewer points	0-3	0-25
Score 60-69 points	1-3	9-46
Score 70-79 points	1-1	32-28
Score 80 or more points	4-1	48-14
Allow 59 or fewer points	5-0	15-0
Allow 60-69 points	0-0	37-14
Allow 70-79 points	1-1	26-41
Allow 80 or more points	0-7	11-58

- The first six meetings came as non-conference foes. Since 2014, the teams have competed as conference foes when UTSA joined Conference USA. The series is tied at eight as conference opponents.
- The entire Rice-UTSA series can be found on Page 10.

NEXT UP

- Rice goes on the road next Friday, Jan. 12, when it travels to Tampa, Fla., to face South Florida. Tip-off is scheduled for 6 p.m. CT and the game will be televised by ESPNU.

FIEDLER EARNS PRESEASON ALL-CONFERENCE HONORS

- A year after earning Second Team All-Conference USA honors, fifth-year senior forward Max Fiedler was named Second Team Preseason All-American Athletic Conference.
- It is the third straight year that an Owl has earned Preseason honors.
- The Indialantic, Fla., native was third on the squad last year with 11.1 points per game while leading the squad with 7.7 rebounds and 5.0 assists. He also led the nation in field goal percentage, connecting on 73.5% from the floor.

TRAVIS THREE-VEE

- Last year, Travis Eeve saw teammate Quincy Olivari break the school's all-time three-point record.
- This year, the fifth-year senior made the record his own.
- With a season-high five three-pointers against UT-Martin, Eeve became the school's all-time leader in three-pointers made. He currently has 268 three-pointers at Rice.
- In fact, with 345 career three-points, he is the fourth active leader among all Division I players in career threes.

NCAA Active Division I Leaders (through Nov. Jan. 3)

Three-Pointers Made

Rank	Player	School	3FG
1.	Max Abmas	Texas	456
2.	Kamdyn Curfman	Marshall	416
3.	Cameron Tyson	Seattle	388
4.	Travis Eeve	Rice	345

Total Points

Rank	Player	School	Points
1.	Max Abmas	Texas	2,785
2.	Jahmir Young	Maryland	2,232
3.	Isaiah Stevens	Colorado State	2,017
4.	Armando Bacot	North Carolina	2,003
5.	Travis Eeve	Rice	1,996

RICE IN CONFERENCE OPENERS

- Rice is 44-59 all-time in conference openers and 30-70 in conference road openers.
- Rice opened its conference season on the road for the seventh time in the last nine years.
- When opening the conference season on the road, Rice is 15-40.
- Rice opened its conference schedule against Tulane for the fourth time. The Owls earned a 75-70, overtime victory in the 2006-07 Conference USA opener and fell, 65-54, in 2008-09 opener and 85-81 in 2010-11.

RICE IN SEASON OPENERS

- Rice is 62-49 all-time in season openers.
- Rice opened the season at home for the first time since 2021-22 and the 56th time overall. When opening at home, Rice is 41-14.
- This was be the fourth year that Rice opened the season against St. Thomas, going 3-1. The Owls defeated UST to open the 2010-11 and 2013-14 seasons. Rice dropped its season opener to the Celts in 2012-13.

RICE IN HOME OPENERS

- Rice is 76-31 all-time in home openers.
- Rice won its seventh straight home opener. The Owls defeated Saint Leo (80-64) in 2018, Penn (80-61) in 2019, LeTourneau (94-74) 2020, Pepperdine (82-63) in 2021 and St. Thomas (85-48) last year.

LIVING IN THE 80'S

- Last year, Rice averaged 76.9 points per game, good for third in Conference USA.
- This year, the Owls are averaging 72.8 points per games.
- Rice has scored at least 80 points five times so far this year.
- In fact, the Owls have hit 90 points twice.

FIEDLER JOINING RARIFIED AIR

- Forward Max Fiedler is becoming one of the most decorated players in school history.
- Last year, Fiedler tallied a 73.5% field goal percentage, setting the school and Conference USA record for highest field goal percentage in a season.
- His career field goal percentage of 65.3% is currently the best in school history, while his field goal percentage through last season of 65.6% set the C-USA career record.
- He became the second player in school history to record a triple-double on Jan. 16, 2023 at UTSA, notching 23 points, 13 rebounds and 11 assists.
- He also became the first Division I player in the last 10 years to record a 20-point triple-double while con-

necting on at least 85% from the field.

- Fiedler became the first player in school history with three straight seasons with at least 300 points, 200 rebounds and 100 assists.
- He also became the first player in school and C-USA history to record 1,000 career points, 800 career rebounds and 375 career assists.
- Fiedler currently sits in the top ten in school history in field goal percentage (1st - 65.3%), games played (1st - 130), blocks (3rd - 108), rebounds (3rd - 967), assists (3rd - 468), games started (3rd - 117) and field goals made (10th - 525).
- He also needs just five steals to become the first player in school history with 1,000 points, 950 rebounds, 450 assists, 100 steals and 100 blocks.

20-20 VISION

- Five Owls on the 2023-24 roster have scored at least 20 points, including two this year.
- Guard Travis Eevee has 31 career 20-point games, including four this year. He has scored 29 points against UT-Martin and Incarnate Word, 28 vs. Prairie View A&M and 25 against Indiana State in the Ball Dawgs Classic.
- Guard Mekhi Mason has three career 20-point games, including a season-high 20 against Harvard.
- Forward Max Fiedler has seven career 20-point games and guard Alem Huseinovic has one.
- Guard Anthony Selden has four 20-point games, all of which came at Gardner-Webb.

30-30

- Two Owls on the 2023-24 roster have scored at least 30 points.
- Guard Travis Eevee has done it twice, first scoring a career-high 36 points against UTSA on Jan. 1, 2021, a game that saw him connect on eight three-pointers to tie the Rice single-game record.
- He also scored 31 points last year against Western Michigan in the Owl Invitational.
- Forward Max Fiedler scored a career-high 30 points on Nov. 22, 2021 against Evansville in the first round of the Gulf Coast Showcase, a game the Owls won 109-104 in triple-overtime.

EVEE NAMED TO AAC HONOR ROLL

- After leading Rice to two victories, fifth-year senior guard Travis Eevee was named to the American Athletic Conference Honor Roll on Dec. 2.
- Eevee averaged 23.5 points, 4.0 rebounds, 3.0 assists, and 2.0 steals in three games this week. He connected on 50.0% (17-of-34) from the field and 41.2% (7-of-17) from three.
- He opened the week scoring a season-high 29 points in a 98-78 win over UT-Martin. He added five rebounds, four assists and two steals. With five three-pointers against UTM, Eevee became Rice's all-time leader in three-pointers. Two days later, he scored a game-high 18 points in a 65-56 victory over Houston Christian, with three rebounds, two assists and two steals.

FIEDLER DOING WORK IN THE CLASSROOM AND ON THE COURT

- Forward Max Fiedler not only dominates on the basketball court, but he handles his business in the classroom as well.
- Fiedler is the third player in school history to earn Conference USA All-Academic Team honors.
- He also became just the second player in C-USA history to be named Scholar-Athlete of the Year three times.
- He was also named to the College Sports Communicators All-District Team and is a two-time member of the NABC Honors Court.
- Fiedler graduated in May of 2023 with a degree in Mathematical Economic Analysis.

OWLS HOLD NORTHWESTERN STATE TO LOW POINT TOTAL

- Rice picked up a road victory, 76-51, at Northwestern State on Dec. 16.
- The 25-point victory was the largest in road game since defeating UTEP, 91-63, on Jan. 18, 2003 and the largest in a non-conference road game since an 81-49 win at Grambling State on Feb. 15, 1992.
- The 51 points allowed were the fewest in a road game since a 50-49 win at Tulane on Jan. 14, 2012 and the fewest in a non-conference road game since allowing 51 at Princeton on Jan. 6, 2007.

HITTING THE CENTURY MARK

- Last year, Rice twice scored at least 100 points last year.
- The Owls opened this season by scoring 101 points against St. Thomas, the most points in a season opener since 2006-07
- Rice has scored 100 points 36 times in its history, holding a 35-1 record.
- The Owls have scored 100 points at least once in each of the past six seasons.

RICE DUO LOOK TO ADD TO 1,000-POINT MARK

- After reaching the 1,000-point mark last year, guard Travis Eevee and forward Max Fiedler look to add to their totals this year.
- Eevee scored a 24 points at WKU, reaching the milestone on a free throw, while Fiedler scored four points at Charlotte, hitting a layup to reach the mark.
- Eevee currently sits in seventh-place in school history with 1,580 points and Fiedler is in 25th-place with 1,216.
- Eevee is also looking to join the 2,000 career point-mark. He currently has 1,996 career points after scoring 416 as a freshman at VMI.

COMEBACK KIDS

- Last year, Rice rallied from double-digit deficits to earn victories six times.
- This year, the Owls came back from a 13-point deficit against Houston Christian on Dec. 2.
- Under head coach Scott Pera, Rice has 14 comebacks when trailing by 10 points or more.
- Below is a list of double-digit comebacks under Pera.

RICE IN AAC / NCAA STATS

Team	Overall	Rank	NCAA	AAC	Rank
Scoring Offense	72.8	12th	-	59	13th
Scoring Defense	74.5	11th	-	84th	14th
Scoring Margin	-1.7	14th	-	-25.0	14th
FT Perc.	.711	9th	-	.867	1st
FG Perc.	.435	11th	-	.317	14th
FG Perc. Def.	.452	14th	-	.567	14th
3Pt FG Perc.	.304	13th	-	.250	13th
3Pt FG Perc. Def.	.353	14th	-	.429	13th
Rebounding Offense	37.0	10th	-	33.0	11th
Rebounding Defense	35.9	7th	-	38.0	t9th
Rebounding Margin	+1.1	7th	-	-5.0	10th
Blocks Per Game	3.6	8th	-	4.0	t6th
Assists Per Game	14.1	6th	-	11.0	10th
Steals Per Game	6.1	12th	-	5.0	t11th
Turnover Margin	-0.9	12th	-	-3.0	t11th
Assist/Turnover Ratio	1.2	7th	-	0.8	11th
Offensive Rebounds	11.1	10th	-	14.0	t3rd
Defensive Rebounds	25.9	t7th	-	19.0	13th
3Pt Field Goals Made	7.4	t9th	-	8.0	t7th
Individual	Overall	Rank	NCAA	AAC	Rank
Andrew Akuchie					
Free Throw %	-	-	-	1.000	t1st
Offensive Rebounds	-	-	-	3.0	t4th
Keanu Dawes					
Field Goal %	-	-	-	.600	t15th
Free Throw %	-	-	-	1.000	t1st
3Pt Field Goal %	-	-	-	.667	t5th
3Pt Field Goals Made	-	-	-	2.0	t14th
Blocks Per Game	-	-	-	1.0	t12th
Travis Eevee					
Scoring	16.4	t7th	-	-	-
Assists Per Game	-	-	-	4.0	t9th
Free Throw %	.851	5th	-	-	-
3Pt Field Goals Made	2.1	t10th	-	3.0	t4th
Blocks Per Game	-	-	-	1.0	t12th
Max Fiedler					
Rebounds Per Game	8.5	4th	78th	-	-
Field Goal %	.630	4th	-	-	-
Assists Per Game	4.7	4th	71st	-	-
Steals Per Game	-	-	-	2-0	t12th
Assist/Turnover Ratio	1.7	12th	-	-	-
Offensive Rebounds	3.5	2nd	23rd	-	-
Defensive Rebounds	5.0	t9th	-	-	-
Double-Doubles	3	6th	-	-	-
Alem Huseinovic					
3Pt Field Goals Made	-	-	-	2.0	t14th
Mekhi Mason					
Free Throw %	-	-	-	1.000	t1st
Blocks Per Game	-	-	-	2.0	t2nd
Ifeanyi Ufochukwu					
Free Throw %	-	-	-	1.000	t1st
Gabe Warren					
Offensive Rebounds	-	-	-	3.0	t4th

22	trailed 57-35 - 16:09 in 2nd	at UC Santa Barbara	W	82-81	Nov. 16, 2019
20	trailed 43-23 - 17:00 in 2nd	at UTEP	W	85-81 ^{2ot}	Feb. 23, 2019
18	trailed 43-25 - 4:07 in 1st	at UTSA	W	88-81 ^{ot}	Jan. 16, 2023
17	trailed 41-24 - halftime	Houston Christian	W	76-67	Nov. 21, 2022
15	trailed 53-38 - 14:13 in 2nd	vs. Evansville	W	109-104 ^{3ot}	Nov. 22, 2020
13	trailed 35-22 - 4:46 in 1st	at Northwestern State	W	80-74	Nov. 12, 2019
13	trailed 29-16 - 6:16 in 1st	at WKU	W	81-78	Dec. 29, 2022
13	trailed 25-12 - 7:17 in 1st	Houston Christian	W	65-56	Dec. 2, 2023
12	trailed 27-15 - 5:02 in 1st	Middle Tennessee	W	77-66	Mar. 1, 2020
12	trailed 40-28 - 15:10 in 2nd	Prairie View A&M	W	70-62	Nov. 30, 2022
11	trailed 44-33 - 19:48 in 2nd	Southern Miss	W	73-65	Jan. 3, 2019
11	trailed 13-2 - 16:26 in 1st	at North Texas	W	72-60	Jan. 19, 2023
10	trailed 18-8 - 13:41 in 1st	Penn	W	80-61	Nov. 9, 2019
10	trailed 50-40 - 15:44 in 2nd	UAB	W	85-80	Jan. 8, 2021
10	trailed 35-25 - 4:56 in 1st	UTEP	W	83-82	Jan. 14, 2023

MILESTONE ALERT

- Travis Eevee needs four points for 2,000 career, three rebounds and five three-pointers for 350 career.
- Max Fiedler needs five steals for 100 career, 33 rebounds for 1,000 career and 32 assists for 500 career.
- Cameron Sheffield needs 11 assists for 100 career and three rebounds for 400 career.
- Anthony Selden is 14 three-pointers from 100 career, 10 assists from 100 career and 14 points from 800 career.
- Mekhi Mason needs 37 rebounds for 200 career.
- Alem Huseinovic needs 14 rebounds for 100 career.
- Andrew Akuchie needs four rebounds for 100 career.
- Sam Alajiki needs 23 points for 350 career.

CONSECUTIVE GAMES WITH A THREE

- Rice has connected on at least one three-pointer in the last 497 games, a school record.
- The Owls last went without a trey on March 5, 2008 against East Carolina.
- The previous record was 265 games from January 30, 1997 until January 28, 2006.
- In fact, Rice has made at least one three-pointer in 1,115 games out of 1,123 since the three-pointer was instituted prior to the 1986-87 season.
- UNLV (1,205) and Princeton (1,032) are the only two schools to have made at least one three-pointer in every game in that time.

ABOUT THE SCHEDULE

- Rice will play 31 games during the 2023-24 season, including 16 at Tudor Fieldhouse.
- The Owls will play 13 non-conference and 18 conference games.
- Rice's schedule features 15 teams that won at least 20 games last year, including Florida Atlantic (35), Houston (33), North Texas (31), UAB, UC-Irvine and Texas (29), Louisiana and Memphis (26), Indiana State and St. Thomas (23), Charlotte, New Mexico and Northwestern State (22), Harvard and Tulane (20).
- The Owls faced UC-Irvine (Nov. 24) on the final day of the Ball Dawgs Classic and UT-Martin (Nov. 30). Both matchups were the first in school history.
- Rice will face four of its top 10 most played opponents in school history. The Nov. 15 game at Texas will be the school-record 199th in history. The Owls then go across town to Houston (Dec. 6) in the 84th meeting, the eighth-most games played. Rice will open AAC play at Tulane (Jan. 3), the 54th meeting and ninth-most games played. Finally, Rice SMU on Feb. 7, the 198th meeting in the series and the second-most games played.
- In addition, Rice also played two opponents for the first time in 25 years. The Nov. 21 meeting against Indiana State in the Vegas Championship was the first meeting since 1989-90 and just the third overall. The Jan. 12 game at USF will be the first since 1997-98 and just the second in school history.

WHAT'S RETURNING

- Below is a breakdown of Rice's returning numbers from last year's team in terms of percentage.

Category	Amount Returning	Percentage
Games Started	139 of 175	79.4
Minutes Played	5,102 of 7,101	71.8
Points	1,824 of 2,693	67.7
Rebounds	780 of 1,220	63.9
Assists	407 of 533	76.4
Steals	146 of 208	70.2
Blocks	76 of 85	89.4
Field Goals Made	663 of 956	69.4
3-Point FG Made	195 of 308	63.3
Free Throws Made	303 of 473	64.1

RICE WELCOMES SEVEN NEWCOMERS TO 2023-24 ROSTER

- Head coach Scott Pera added seven newcomers to this year's team, which include four freshmen and three transfers.
- The four freshmen include guards Cole Andrews-Heitz (Leander, Texas), Gabe Warren (Plano, Texas) and Camp Wagner (Dallas, Texas), and forward Keanu Dawes (Houston, Texas).
- Also joining the team are transfer guard Noah Shelby (McKinney, Texas/Vanderbilt) and forward Sam Alajiki (Dundlak, Ireland/California) and graduate transfer guard Anthony Selden (Boston, Mass./Gardner-Webb).

DOUBLE-DOUBLES

Max Fiedler (28)		P	R	A
at Incarnate Word	Nov. 27, 2020	14	13	-
vs. Our Lady of the Lake	Nov. 28, 2020	12	10	-
LeTourneau	Dec. 3, 2020	16	11	-
UTSA	Jan. 1, 2021	12	11	-
at UTEP	Jan. 9, 2021	19	13	-
at UAB	Jan. 23, 2021	12	10	-
at Louisiana Tech	Feb. 27, 2021	10	10	-
vs. Southern Miss	Mar. 9, 2021	17	11	-
Southern	Nov. 16, 2021	17	11	-
at New Orleans	Nov. 19, 2021	12	12	-
vs. Evansville	Nov. 22, 2021	30	12	-
Jarvis Christian	Dec. 4, 2021	12	10	-
at Southern Miss	Jan. 29, 2022	14	10	-
Jarvis Christian	Feb. 8, 2022	16	11	-
Southern Miss	Feb. 26, 2022	13	14	-
at UTEP	Mar. 3, 2022	13	10	-
at UTSA	Mar. 5, 2022	11	10	-
at Texas State	Dec. 4, 2022	12	10	-
Jarvis Christian	Dec. 19, 2022	10	10	-
at WKU	Dec. 29, 2022	15	10	-
at UTEP	Dec. 31, 2022	14	15	-
at UTSA	Jan. 16, 2023	24	13	11
at Louisiana Tech	Feb. 2, 2023	23	11	-
UTSA	Feb. 16, 2023	10	13	-
vs. Southern Utah	Mar. 20, 2023	22	16	-
St. Thomas	Nov. 7, 2023	16	11	-
Houston Christian	Dec. 2, 2023	-	12	10
Incarnate Word	Dec. 13, 2023	12	10	-

Mekhi Mason (1)		P	R	A
Georgia Southern	Nov. 18, 2022	11	11	-

Cameron Sheffield (1)		P	R	A
at UTEP	Dec. 31, 2022	11	16	-

RICE SIGNS ONE FOR 2024-25

- Rice men's basketball coach Scott Pera announced the signing of Anthony Baston, Jr. (Scottsdale, Ariz.) on Nov. 8.

ANTHONY BASTON, JR. • G • 6-3 • SCOTTSDALE, ARIZ. • NOTRE DAME PREP

- Baston, a 6-3 guard, helped Notre Dame Prep to a 23-6 record while averaging 16.5 points per game, 5.0 rebounds, 2.2 assists, 1.7 steals and 1.6 blocks, on his way to being named the 5A Offensive Player of the Year. He earned 5A Northeast Valley All-Region honors three times and was twice named 5A All-Conference.

30-POINT GAMES

Travis Eevee (2)		Points
UTSA	Jan. 1, 2021	36 points
Western Michigan	Nov. 19, 2022	31 points

Max Fiedler (1)		Points
vs. Evansville	Nov. 22, 2021	30 points

HONORS AND AWARDS

Travis Eevee
AAC Honor Roll (Dec. 4, 2023)

Max Fiedler
The Almanac First Team Preseason All-AAC
Second Team Preseason All-AAC

LAST TIME OUT: TULANE 84, RICE 59 - JAN. 3, 2024



Official Basketball Box Score - Final
Rice at Tulane
 01/03/24 Avron B. Fogelman Arena in Devlin Fieldhouse, New Orleans
 2023-24 Men's Basketball

Game Time: 8:00 PM
 Game Duration: 2:01
 Attendance: 1,232

Rice - 59		Record: 6-8 (0-1)															
NO.	Name	Min	FG M-A	3P M-A	FT M-A	Rebounds			Fouls		TP	AS	TO	ST	Blocks		+/-
						OR	DR	TOT	PF	FD					BS	BA	
15	Max Fiedler	F 25:11	0-4	0-1	0-0	2	4	6	2	2	0	3	3	2	0	1	-26
24	Keanu Dawes	F 26:55	3-5	2-3	4-4	0	3	3	3	2	12	1	2	0	1	0	-9
2	Mekhi Mason	G 26:35	3-14	1-7	2-2	0	1	1	0	1	9	1	2	1	2	0	-13
3	Travis Eeve	G 31:53	5-14	3-9	1-1	0	0	0	2	3	14	4	4	1	1	1	-18
23	Alem Huseinovic	G 25:45	4-9	2-6	0-0	0	1	1	0	1	10	0	0	0	0	0	-18
4	Anthony Selden	14:49	1-4	0-1	0-0	0	3	3	2	0	2	1	0	0	0	1	-14
13	Andrew Akuchie	13:43	2-3	0-0	2-2	3	2	5	2	1	6	0	0	0	0	0	0
21	Gabe Warren	13:05	0-2	0-1	2-4	3	1	4	0	3	2	0	0	1	0	1	-16
1	Noah Shelby	13:27	0-4	0-4	0-0	0	0	0	0	0	0	1	1	0	0	0	-10
22	Jackson Peakes	03:01	1-1	0-0	0-0	1	0	1	1	0	2	0	0	0	0	0	1
11	Ifeanyi Ufochukwu	02:48	0-0	0-0	2-2	0	2	2	1	1	2	0	0	0	0	0	-1
12	Camp Wagner	02:48	0-0	0-0	0-0	0	0	0	0	0	0	0	1	0	0	0	-1
Team						5	2	7			0		1				
Totals			19-60	8-32	13-15	14	19	33	13	14	59	11	14	5	4	4	-25

Shooting By Period		
1st FG%	8-32	25.0%
3PT%	3-16	18.8%
FT%	5-7	71.4%
2nd FG%	11-28	39.3%
3PT%	5-16	31.3%
FT%	8-8	100%
GM FG%	19-60	31.7%
3PT%	8-32	25.0%
FT%	13-15	86.7%

Dead Ball Rebounds: 2, 0

Tulane - 84		Record: 10-3 (1-0)															
NO.	Name	Min	FG M-A	3P M-A	FT M-A	Rebounds			Fouls		TP	AS	TO	ST	Blocks		+/-
						OR	DR	TOT	PF	FD					BS	BA	
5	Collin Holloway	F 26:41	7-11	1-2	3-5	1	2	3	2	3	18	1	2	0	0	1	19
24	Kevin Cross	F 34:48	7-12	0-2	2-2	2	8	10	3	1	16	5	2	3	1	1	33
1	Sion James	G 38:04	4-6	3-4	1-2	1	4	5	0	4	12	6	2	1	0	1	27
12	Kolby King	G 32:33	6-10	3-4	1-2	2	5	7	2	3	16	4	2	2	1	1	27
25	Jaylen Forbes	G 36:01	5-12	2-7	0-0	0	6	6	2	0	12	5	1	2	0	0	28
2	Gregg Glenn III	14:20	2-4	0-2	0-0	2	1	3	1	1	4	1	2	2	2	0	7
22	Asher Woods	08:25	2-3	0-1	0-0	0	0	0	0	0	4	1	0	0	0	0	-5
23	Percy Daniels	05:16	1-1	0-0	0-1	0	0	0	2	1	2	0	0	0	0	0	-7
3	Mier Panoam	01:56	0-1	0-0	0-0	0	0	0	0	0	0	0	0	0	0	0	-2
11	Jordan Wood	01:56	0-0	0-0	0-0	0	0	0	2	0	0	1	0	0	0	0	-2
Team						3	1	4			0		0				
Totals			34-60	9-22	7-12	11	27	38	14	13	84	24	11	10	4	4	25

Shooting By Period		
1st FG%	13-28	46.4%
3PT%	4-9	44.4%
FT%	7-10	70%
2nd FG%	21-32	65.6%
3PT%	5-13	38.5%
FT%	0-2	0%
GM FG%	34-60	56.7%
3PT%	9-22	40.9%
FT%	7-12	58.3%

Dead Ball Rebounds: 1, 0

Technical Fouls: NONE

	RIC	TLN	Points from Turnovers	RIC	TLN	Paint	Second Chance	Fast Breaks	Bench	Period by Period Scoring			
Biggest lead	2 (1st 19:00)	29 (2nd 2:16)	13	15	18	46	13	11	0	1st	2nd	TOT	
Best Scoring Run	7 (2nd 19:23)	13 (2nd 3:55)	0	13	24	35	59			RIC	24	35	59
Lead Changes	1		0	13	37	47	84			TLN	37	47	84
Times Tied	2												
Time with Lead	00:56	37:24											



NEW ORLEANS, La. — Rice was held to 31.7% from the field as it dropped its inaugural American Athletic Conference game to Tulane, 84-59, Wednesday night at Fogelman Arena.

The Story

Rice made just one-of-its first eight shots to start the game. After Keanu Dawes made two free throws, Tulane went on a 10-2 run to take a 20-9 lead midway through the first half. The teams then traded baskets, with Alem Huseinovic hitting a three-pointer to pull the Owls within eight. However, a 13-3 Green Wave run gave them their largest lead of the half at 35-17. Travis Eeve converted a three-point play and Kevin Cross made two free throws. But Huseinovic and Andrew Akuchie hit back-to-back baskets to close the half and send Rice into the break trailing, 37-24.

The Owls started the half with three-pointers from Eeve and Mekhi Mason and they scored eight of the first 10 points to pull within 39-32 in the first two minutes. But a 10-0 run gave Tulane its largest lead of the game, 49-32. A three from Dawes and a Mason jumper cut the deficit to 12. But the Green Wave pushed their lead back to 16. Eeve then scored five straight points and Akuchie got a layup as the Owls used a 7-0 run to pull within nine. But Tulane answered with a 20-2 run to put the game away.

The Stats

Rice was held to just 31.7% (19-of-60) from the field and 25.0% (8-of-32) from three. Tulane connected on 56.7% (34-of-60) from the floor and 40.9% (9-of-22) from three. The Owls were also outrebounded by the Green Wave, 38-to-33.

Notes

- This was 54th meeting between Rice and Tulane, with the Green Wave holding a 28-26 lead in the series.
- In games played in New Orleans, the Green Wave are 20-8.
- G Travis Eeve led the team with 14 points and four assists.
- It was his 12th double-figure scoring game of the year and the 85th of his career.
- F Keanu Dawes scored 12 points, his third double-figure scoring game of the year, and had three rebounds.
- G Alem Huseinovic scored 10 points, his third double-figure scoring game of the year and fifth of his career.
- F Max Fiedler grabbed six rebounds and had three assists.
- He moved into third-place on Rice's career rebounds list with 967, passing Arsalan Kazemi (2009-12).
- Fiedler set the school record, playing in his 130th career game.
- F Andrew Akuchie tied a season-high with five rebounds.

NATIONAL POLLS

ASSOCIATED PRESS (JAN. 1)

1.	Purdue (4)	12-1	1,561
2.	Kansas (5)	12-1	1,497
3.	Houston (9)	13-0	1,477
4.	Connecticut	11-2	1,302
5.	Tennessee	9-3	1,234
6.	Kentucky	10-2	1,196
7.	Marquette	11-3	1,137
8.	North Carolina	11-3	1,088
9.	Illinois	10-2	980
10.	Arizona	10-3	975
11.	Oklahoma	12-1	898
12.	BYU	12-1	723
13.	Colorado State	12-1	694
14.	Duke	9-3	662
15.	Memphis	11-2	631
16.	Clemson	11-1	630
17.	Florida Atlantic	10-3	603
18.	Baylor	10-2	589
19.	James Madison	13-0	469
20.	Texas	10-2	374
21.	Wisconsin	9-3	355
22.	Ole Miss	13-0	329
23.	Providence	11-2	198
24.	Gonzaga	9-4	173
25.	Auburn	10-2	168

Others Receiving Votes

San Diego State 113, Creighton 106, Colorado 86, Utah 82, Miami (Fla.) 41, Iowa State 22, Michigan State 15, Nevada 13, Texas A&M 13, Ohio State 8, **New Mexico** 6, Grand Canyon 5, Dayton 5, South Carolina 4, Mississippi State 4, Alabama 3, Villanova 3, Northwestern 3.

USA TODAY COACHES (DEC. 25)

1.	Purdue (24)	12-1	790
2.	Kansas (1)	12-1	760
3.	Houston (7)	13-0	751
4.	Arizona	10-3	659
5.	Connecticut	11-2	629
6.	Florida Atlantic	10-3	618
7.	Tennessee	9-3	613
8.	Marquette	11-3	531
9.	Illinois	10-2	520
10.	Kentucky	10-2	513
11.	North Carolina	11-3	460
12.	BYU	12-1	378
13.	Oklahoma	12-1	371
14.	Colorado State	12-1	326
15.	Duke	9-3	316
16.	Gonzaga	9-4	300
17.	Clemson	11-1	280
18.	Memphis	11-2	271
19.	Baylor	10-2	251
20.	Creighton	9-3	161
21.	James Madison	13-0	159
22.	Ole Miss	13-0	153
23.	Wisconsin	9-3	148
24.	Texas	10-2	138
25.	Providence	11-2	88

Others Receiving Votes

Auburn 65, Virginia 26, Colorado 24, Iowa State 10, TCU 16, Ohio State 13, Michigan State 10, Nevada 9, Grand Canyon 7, Utah 7, **New Mexico** 4, South Carolina 3, Miami (Fla.) 3, Texas A&M 3, Villanova 3, Princeton 1, Nebraska 1, Indiana 1, San Diego State 1.

LAST RICE-UTSA BOX (MAR. 8, 2023)



Official Basketball Box Score - Final
UTSA at Rice
 03/08/23 Ford Center at the Star, Frisco, TX
 2023 Conference USA Men's Basketball Tournament

Game Time: 8:30 PM
 Game Duration: 1:55
 Attendance: 1,232

Officials: Darron George, Chris Pacsi, Chris Merlo

UTSA - 71		Record: 10-22											
NO.	Name	Min	FG	3P	FT	Rebounds	Fouls	TP	AS	TO	ST	Blocks	+/-
			M-A	M-A	M-A	OR DR TOT	PF FD					BS BA	
14	Massal Diouf	F 13:42	1-2	0-0	0-0	1 5 6	1 0 2	2	0	0	0	0 0	-4
0	John Buggs III	G 31:38	2-8	1-5	1-1	1 1 2	3 2 6	6	1	2	0	0 6	6
1	Japhet Medor	G 34:25	7-14	1-3	5-10	3 3 6	3 8 8	20	6	4	1	1 2	4
5	DJ Richards	G 35:02	4-11	3-7	3-5	0 7 7	1 3 14	0	0	1	1	0 2	0
20	Lamin Sabally	G 24:01	3-6	1-1	0-0	3 2 5	1 1 7	0	0	0	2	1 0	5
24	Jacob Germany	26:15	5-13	0-0	1-2	2 4 6	1 3 11	1	2	1	1	2 3	3
22	Christian Tucker	10:36	2-3	0-1	0-0	0 1 1	3 1 4	4	0	0	0	0 0	-6
25	Isaiah Addo-Ankrah	22:30	3-5	1-3	0-0	2 3 5	2 0 7	1	0	0	0	0 0	-7
4	Josh Farmer	01:51	0-1	0-0	0-0	0 0 0	0 0 0	0	0	1	0	0 1	-6
Team						1 1 2		0					
Totals			27-63	7-20	10-18	13 27 40	16 18 71	9	10	5	3	7 1	-1

Shooting By Period		
1st FG%	12-33	36.4%
3PT%	2-8	25.0%
FT%	7-13	53.8%
2nd FG%	15-30	50.0%
3PT%	5-12	41.7%
FT%	3-5	60%
GM FG%	27-63	42.9%
3PT%	7-20	35.0%
FT%	10-18	55.6%

Dead Ball Rebounds: 4 0

Rice - 72		Record: 18-14											
NO.	Name	Min	FG	3P	FT	Rebounds	Fouls	TP	AS	TO	ST	Blocks	+/-
			M-A	M-A	M-A	OR DR TOT	PF FD					BS BA	
15	Max Fiedler	F 25:17	5-6	0-0	0-0	1 3 4	4 0 10	6	5	0	1	0 0	0
2	Mekhi Mason	G 30:41	5-13	1-6	1-1	0 2 2	2 3 12	3	3	1	1	0 0	-7
3	Travis Eevee	G 29:04	2-6	0-3	2-2	0 2 2	2 3 6	1	0	0	0	0 0	-2
4	Quincy Olivari	G 35:17	7-18	1-6	3-5	0 8 8	2 3 18	3	1	1	1	0 2	-5
5	Cameron Sheffield	G 34:19	4-7	2-4	1-1	1 6 7	2 4 11	0	0	0	1	1 4	4
23	Alem Huseinovic	17:59	2-4	1-3	0-0	0 0 0	1 0 5	0	0	1	0	0 0	8
10	Mason Jones	06:29	1-3	0-1	0-0	0 2 2	0 0 2	0	0	0	0	0 0	5
13	Andrew Akuchie	14:20	4-4	0-0	0-1	3 2 5	5 2 8	1	1	0	2	0 3	3
24	Jake Lieppert	06:34	0-0	0-0	0-0	0 1 1	0 0 0	0	0	0	0	2 0	-1
Team						1 1 2		0					
Totals			30-61	5-23	7-10	6 27 33	18 15 72	14	11	3	7	3 1	1

Shooting By Period		
1st FG%	16-32	50.0%
3PT%	4-13	30.8%
FT%	6-7	85.7%
2nd FG%	14-29	48.3%
3PT%	1-10	10.0%
FT%	1-3	33.3%
GM FG%	30-61	49.2%
3PT%	5-23	21.7%
FT%	7-10	70.0%

Dead Ball Rebounds: 1 0

Technical Fouls: Coach 1 5:44

Technical Fouls: NONE

	UTSA	Rice	Points from	UTSA	Rice
Biggest lead	0 (1st 20:00)	12 (1st 7:54)	Turnovers	15	14
Best Scoring Run	6 (2nd 13:16)	8 (1st 19:01)	Paint	38	42
Lead Changes	0		Second Chance	19	8
Times Tied	1		Fast Breaks	9	3
Time with Lead	00:00	39:23	Bench	22	15

Period by Period Scoring			
	1st	2nd	TOT
UTSA	33	38	71
Rice	42	30	72

RICE-UTSA SERIES

Jan. 12, 1982	W	83-51	H
Mar. 3, 1983	L	51-58	A
Dec. 1, 1983	L	56-72	H
Dec. 10, 1984	L	65-80	A
Dec. 5, 1986	W	84-63	H
Dec. 4, 2008	L	75-78	H
Jan. 30, 2014	L	76-89	A
Jan. 2, 2015	W	67-52	H
Mar. 5, 2015	W	76-74	A
Jan. 3, 2016	L	80-85	A
Feb. 16, 2017	W	80-68	H
Dec. 28, 2017	L	66-79	A
Mar. 3, 2018	L	60-79	H
Jan. 10, 2019	L	79-95	A
Jan. 25, 2020	L	90-88	H
Jan. 1, 2021	W	95-86	H
Jan. 2, 2021	W	84-69	H
Feb. 3, 2022	W	91-78	H
Mar. 5, 2022	L	71-82	A
Jan. 16, 2023	W	88-81 ^{OT}	A
Feb. 16, 2023	L	79-84	H
Mar. 8, 2023	W	72-71	N

Overall Record: UTSA leads 11-10
 at Rice: Rice leads 7-5
 at UTSA: UTSA leads 7-2
 at Tudor Fieldhouse: Rice leads 6-5
 Neutral Record: Rice leads 1-0
 Most Points by Rice: 95 (1/1/2021)
 Most Points by UTSA: 95 (1/10/2019)
 Fewest Points by Rice: 51 (3/3/1983)
 Fewest Points by UTSA: 51 (1/12/1982)
 Series Streak: Rice won 1
 First Meeting: Jan. 12, 1982
 Last Meeting: Mar. 8, 2023
 Largest Margin of Victory: 32 (W, 83-51, 1/12/1982)
 Largest Margin of Defeat: 19 (L, 79-60, 3/3/2018)



RICE-UTSA LAST MEETING

Rice had to play 40 minutes of hard-fought basketball, then had to wait an extra five minutes before defeating UTSA, 72-71, in the first round of the Conference USA Tournament, Wednesday night from the Ford Center at the Star.

Quincy Olivari missed the front end of a one-and-one and Japhet Medor went the length of the court, scoring over Fiedler and seemingly giving the win to UTSA. However, the officials went to the monitor, and after five minutes of going over the replay, ruled that he did not get the shot off in time as Rice held on for the victory.

Rice connected on 49.2% (30-of-61) from the field but just 21.7% (5-of-23) from three. UTSA connected on 42.9% (27-of-63) from the floor and 35.0% (7-of-20) from three. Rice was also outrebounded, 40-to-33.

Olivari scored a team-high 18 points and grabbed a game-high eight rebounds. Mekhi Mason scored 12 points, including 10 in the second half. Max Fiedler scored 10 points and had a game-high six assists. Cameron Sheffield scored 11 points and pulled down seven rebounds.

2023-24 INDIVIDUAL TOP PERFORMANCES

	RICE	OPPONENT
Points	29, 2x, last by Travis Eevee vs. Incarnate Word (12/13/23)	27, Robbie Avila, Indiana State (11/21/23)
Field Goals Made	12, Travis Eevee vs. Incarnate Word (12/13/23)	10, Robbie Avila, Indiana State (11/21/23)
Field Goal Attempts	18, Mekhi Mason vs. Houston Christian (12/2/23)	19, 2x, last by Marcus Greene, Houston Christian (12/2/23)
3 Point FG Made	5, 2x, last by Travis Eevee vs. UT-Martin (11/30/23)	5, 2x, last by L.J. Cryer, Houston (12/6/23)
3 Point FG Attempts	9, 2x, last by Travis Eevee at Tulane (1/3/24)	10, 2x, last by Josiah Hammons, Incarnate Word (12/13/23)
Free Throws Made	9, Travis Eevee vs. Indiana State (11/21/23)	6, 6x, last by Jamal Mashburn, Jr., New Mexico (11/22/23)
Free Throw Attempts	9, 3x, last by Mekhi Mason vs. UT-Martin (11/30/23)	9, 2x, last by Kadin Shedrick, Texas (11/15/23)
Rebounds	14, Max Fiedler vs. Prairie View A&M (12/20/23)	16, Joe Charles, Louisiana (12/22/23)
Assists	10, Max Fiedler vs. Houston Christian (12/2/23)	11, Donovan Dent, New Mexico (11/22/23)
Steals	3, 4x, last by Travis Eevee vs. Incarnate Word (12/13/23)	4, 2x, last by Joe Charles, Louisiana (12/22/23)
Blocked Shots	3, Mekhi Mason vs. Prairie View A&M (12/20/23)	4, JT Toppin, New Mexico (11/22/23)

2023-24 RICE STARTING LINEUPS

Opponent	Date	Guard	Guard	Guard	Guard/Forward	Forward	Record
St. Thomas	11/7/23	Evee	Mason	Selden	Dawes	Fiedler	1-0
Harvard	11/10/23	Evee	Mason	Selden	Dawes	Fiedler	1-1
at Texas	11/15/23	Evee	Mason	Selden	Dawes	Fiedler	1-2
vs. Indiana State	11/21/23	Evee	Mason	Selden	Dawes	Fiedler	1-3
vs. New Mexico	11/22/23	Evee	Mason	Shelby	Dawes	Fiedler	0-1
vs. UC-Irvine	11/24/23	Evee	Mason	Selden	Dawes	Fiedler	1-4
UT-Martin	11/30/23	Evee	Mason	Huseinovic	Dawes	Fiedler	1-0
Houston Christian	12/2/23	Evee	Mason	Huseinovic	Dawes	Fiedler	2-0
at Houston	12/6/23	Evee	Mason	Huseinovic	Dawes	Fiedler	2-1
Incarnate Word	12/13/23	Evee	Mason	Huseinovic	Dawes	Fiedler	3-1
at Northwestern State	12/16/23	Evee	Mason	Huseinovic	Dawes	Fiedler	4-1
Prairie View A&M	12/20/23	Evee	Mason	Huseinovic	Dawes	Fiedler	5-1
Louisiana	12/22/23	Evee	Mason	Huseinovic	Dawes	Fiedler	5-2
at Tulane	1/3/24	Evee	Mason	Huseinovic	Dawes	Fiedler	5-3
UTSA	1/6/24						
at South Florida	1/12/24						
Charlotte	1/16/24						
at Temple	1/20/24						
Florida Atlantic	1/24/24						
Tulsa	1/27/24						
at Memphis	1/31/24						
at UTSA	2/3/24						
SMU	2/7/24						
South Florida	2/10/24						
at Tulsa	2/17/24						
at UAB	2/21/24						
East Carolina	2/24/24						
Temple	2/28/24						
at Wichita State	3/2/24						
at Charlotte	3/6/24						
North Texas	3/9/24						

2023-24 LEADS AND DEFICITS

Halftime Leads	Rice 5, Opponents 8, Tied 1
Rice's Largest Halftime Lead	22 (47-25) vs. St. Thomas (11/7/23)
Rice's Largest Halftime Lead Blown	
Rice's Largest Halftime Deficit	21 (55-34) vs. Indiana State (11/21/23)
Rice's Largest Halftime Deficit Overcome	2 (31-29) vs. Houston Christian (12/2/23)
Rice's Largest 2nd Half Lead	44 (101-57) vs. St. Thomas (11/7/23)
Rice's Largest 2nd Half Lead Blown	3, 2x, last (40-37) vs. UC-Irvine (11/24/23)
Rice's Largest 2nd Half Deficit	39 (75-36) at Houston (12/6/23)
Rice's Largest 2nd Half Deficit Overcome	3 (34-31) vs. Houston Christian (12/2/23)
Rice's Largest Overall Lead	44 (101-57) vs. St. Thomas (11/7/23)
Rice's Largest Overall Lead Blown	3, 2x, last (40-37) vs. UC-Irvine (11/24/23)
Rice's Largest Overall Deficit	39 (75-36) at Houston (12/6/23)
Rice's Largest Deficit Overcome	13, 2x, last (25-12) vs. Houston Christian (12/2/23)

HOME VS. ROAD

Category	Home	Road
Points per game	81.3	64.3
Opponent points per game	68.1	80.9
Field Goal Pct.	.472	.395
Opponent Field Goal Pct.	.403	.502
3FG pct.	.326	.280
Opponent 3FG Pct.	.341	.364
Free Throw pct	.681	.746
Rebounds per game	40.7	33.3
Opponent Rebounds per game	34.6	37.3
Rebound margin	+6.1	-4.0
Assists per game	15.9	12.4
Turnovers per game	10.0	14.1
Turnover margin	+1.9	-3.6
Steals per game	7.0	5.3
Blocks per game	3.7	3.6

WINS VS. LOSSES

Category	Wins	Losses
Points per game	83.7	64.6
Opponent points per game	59.2	86.0
Field Goal Pct.	.499	.380
Opponent Field Goal Pct.	.362	.520
3FG pct.	.305	.303
Opponent 3FG Pct.	.282	.408
Free Throw pct	.656	.745
Rebounds per game	44.8	31.1
Opponent Rebounds per game	32.0	38.9
Rebound margin	+12.8	-7.8
Assists per game	17.2	11.9
Turnovers per game	9.8	13.8
Turnover margin	+2.5	-3.4
Steals per game	7.2	5.4
Blocks per game	4.0	3.4

1,000-POINT SCORERS

1. Michael Harris	2001-05	2,014
2. Brent Scott	1989-93	1,906
3. Ricky Pierce	1979-82	1,847
4. Morris Almond	2003-07	1,825
5. Elbert Darden	1975-79	1,727
6. Tamir Jackson	2009-13	1,684
7. Travis Evee	2020-present	1,580
8. Greg Hines	1983-87	1,545
9. Torrey Andrews	1990-94	1,535
10. Jason McKrieth	2001-05	1,500
11. Quincy Olivari	2019-23	1,487
12. Kendall Rhine	1961-64	1,436
13. Robert Johnson	1995-99	1,413
14. Marcus Evans	2015-17	1,350
15. Marvin Moore	1989-93	1,339
16. Gene Schwinger	1951-54	1,328
17. Dana Hardy	1988-92	1,322
18. Mike Wilks	1997-2001	1,300
19. Gary Reist	1968-71	1,270
20. Adam Peakes	1991-95	1,240
21. Connor Frizzelle	2008-12	1,234
22. Tom Myer	1968-71	1,227
23. Bill Tom	1945-49	1,221
24. Temple Tucker	1955-58	1,218
25. Max Fiedler	2019-present	1,216
26. Arsalan Kazemi	2009-12	1,195
27. Egor Koulechov	2015-17	1,172
28. Shaun Igo	1993-97	1,158
29. Tommy McGhee	1992-96	1,154
30. Tom Robitaille	1956-59	1,137
31. Ako Adams	2016-20	1,129
32. Max Guercy	2012-16	1,115
33. Kenneth Rourke	1988-92	1,107
34. Greg Williams	1966-69	1,101
35. Chris Mullins	2018-22	1,096
36. Marcus Jackson	2013-17	1,073
37. Bob Kinney	1939-42	1,059
38. Larry Phillips	1961-64	1,053
39. Bobby Tudor	1978-82	1,018
40. Connor Cashaw	2015-18	1,016
41. Brock Gillespie	2001-05	1,007

MOST COMMON OPPONENTS

Below is a look at Rice's most familiar opponents in school history.

1. Texas	199	59-140
2. SMU	197	77-120
3. Texas A&M	189	82-107
4. TCU	176	89-87
5. Baylor	174	90-84
6. Arkansas	144	41-103
7. Texas Tech	93	28-65
8. Houston	84	18-66
9. Tulane	53	26-27
10. Sam Houston	47	35-12

BOLD ITALIC indicates 2023-24 opponents

RICE IN THE RECORD BOOK

CAREER GAMES PLAYED

1.	130	Max Fiedler	2019-present
1.	129	Connor Frizzelle	2008-12
		Ako Adams	2016-20
4.	128	Tamir Jackson	2009-13
5.	125	Max Guercy	2012-15
6.	124	Suleiman Braimoh	2007-11
		Andrew Drone	2013-17
8.	123	Cory Pflieger	2005-11
9.	121	Michael Harris	2001-05
		Morris Almond	2003-07

CAREER GAMES STARTED

1.	125	Max Guercy	2012-15
2.	120	Tamir Jackson	2009-13
3.	117	Max Fiedler	2019-present
4.	116	Brent Scott	1989-93
5.	112	Dana Hardy	1988-92
6.	107	Travis Eevee	2020-present
7.	104	D'Wayne Tanner	1986-90
8.	102	Chris Mullins	2018-22
9.	101	Jason McKrieth	2001-05
10.	98	Adam Peakes	1991-95

CAREER FIELD GOALS MADE

1.	783	Michael Harris	2001-05
2.	746	Ricky Pierce	1979-82
3.	737	Brent Scott	1989-93
4.	698	Ebert Darden	1975-79
5.	627	Morris Almond	2003-07
6.	606	Greg Hines	1983-87
7.	595	Kendall Rhine	1961-64
8.	573	Tamir Jackson	2009-13
9.	557	Torrey Andrews	1990-94
10.	525	Max Fiedler	2019-present

CAREER FIELD GOALS ATTEMPTED

1.	1,479	Ricky Pierce	1979-82
2.	1,471	Ebert Darden	1975-79
3.	1,453	Tamir Jackson	2009-13
4.	1,382	Greg Hines	1983-87
5.	1,335	Brent Scott	1989-93
6.	1,300	Michael Harris	2001-05
7.	1,275	Morris Almond	2003-07
8.	1,248	Travis Eevee	2020-present
9.	1,226	Kendall Rhine	1961-64
10.	1,210	Quincy Olivari	2019-23

CAREER FIELD GOAL PERCENTAGE

1.	.653	Max Fiedler	2019-present
2.	.621	Doug McKendrick	1963-66
3.	.602	Michael Harris	2001-05
4.	.600	Andrew Drone	2013-17
5.	.564	Steve Emshoff	1970-73
6.	.553	Torrey Andrews	1990-94
7.	.552	Brent Scott	1989-93
8.	.549	Arsalan Kazemi	2009-12
9.	.518	Bill Doty	1964-67
10.	.515	Andy Gilchrist	1985-89

CAREER REBOUNDS

1.	1,111	Michael Harris	2001-05
2.	1,049	Brent Scott	1989-93
3.	967	Max Fiedler	2019-present
4.	963	Arsalan Kazemi	2009-12
5.	922	Kendall Rhine	1961-64
6.	810	Gene Schwinger	1951-54
7.	768	Temple Tucker	1955-58
8.	737	Kenneth Rourke	1988-92
9.	694	Adam Peakes	1991-95
10.	669	Joe Durrenberger	1953-56
		Tom Robitaille	1956-59

CAREER THREE-POINTERS MADE

1.	268	Travis Eevee	2020-present
2.	252	Quincy Olivari	2019-23
3.	228	Ako Adams	2016-20
4.	200	Dana Hardy	1988-92
5.	186	Robert Johnson	1995-99
6.	182	Marcus Jackson	2013-17
7.	176	Adam Peakes	1991-95
8.	171	Brock Gillespie	2001-05
9.	170	Cory Pflieger	2005-11
10.	163	Connor Frizzelle	2008-12

CAREER THREE-POINTERS ATTEMPTED

1.	732	Travis Eevee	2020-present
2.	667	Quincy Olivari	2019-23
3.	624	Ako Adams	2016-20
4.	534	Robert Johnson	1995-99
5.	506	Marcus Jackson	2013-17
6.	505	Dana Hardy	1988-92
7.	500	Brock Gillespie	2001-05
8.	475	Rodney Foster	2005-09
9.	471	Adam Peakes	1991-95
10.	470	Connor Frizzelle	2008-12

CAREER 3-POINT FIELD GOAL PERCENTAGE

1.	.435	Morris Almond	2003-07
2.	.429	Tommy McGhee	1992-96
3.	.404	Carl Pierre	2021-22
4.	.399	Chase Maag	1990-92
5.	.398	Egor Koulechov	2015-17
6.	.396	Dana Hardy	1988-92
7.	.395	Omar-Seli Mance	2000-03
8.	.393	Rashid Smith	2000-04
9.	.391	Erik Cooper	1998-2001
10.	.390	Trey Murphy III	2018-20
11.	.387	Dave Mlachnik	1987-89
12.	.385	Austin Ramljak	2012-14
13.	.382	Mike Girardi	1985-88
14.	.378	Quincy Olivari	2019-23
15.	.375	Bobby Crawford	1996-98
16.	.374	Adam Peakes	1991-95
		Cory Pflieger	2005-11
18.	.370	Marvin Moore	1989-93
19.	.368	Cameron Sheffield	2020-present
20.	.366	Travis Eevee	2020-present

CAREER FREE THROW PERCENTAGE

1.	.862	Ako Adams	2016-20
2.	.858	Greg Williams	1966-69
3.	.846	Connor Frizzelle	2008-12
4.	.836	Egor Koulechov	2015-17
5.	.831	Max Guercy	2012-16
		Travis Eevee	2020-present
7.	.826	Anthony DeCello	1977-81
8.	.824	Morris Almond	2003-07
9.	.817	Tom Myer	1968-71
10.	.814	Tommy McGhee	1992-96

CAREER ASSISTS

1.	503	Max Guercy	2012-15
2.	502	Dana Hardy	1988-92
3.	468	Max Fiedler	2019-present
4.	442	Lorenzo Williams	2003-07
5.	426	D'Wayne Tanner	1986-90
6.	387	Tamir Jackson	2009-13
7.	353	Adam Peakes	1991-95
		J.J. Polk	1994-97
9.	348	Mike Wilks	1997-2001
10.	341	Rashid Smith	2000-04

CAREER STEALS

1.	291	D'Wayne Tanner	1986-90
2.	186	Mike Wilks	1997-2001
3.	162	Jason McKrieth	2001-05
		Tamir Jackson	2009-13
5.	154	Arsalan Kazemi	2009-12
6.	146	Max Guercy	2012-15
7.	144	Adam Peakes	1991-95
8.	137	Michael Harris	2001-05
9.	133	Bobby Tudor	1978-82
		Rashid Smith	2000-04
-	125	Travis Eevee	2020-present

CAREER BLOCKS

1.	131	Yamar Diene	2000-04
2.	119	Michael Harris	2001-05
3.	108	Max Fiedler	2019-present
4.	84	Arsalan Kazemi	2009-12
5.	82	Alex Bougaieff	1996-2000
6.	79	Shaun Igo	1993-97
7.	75	Patrick Britton	2004-08
8.	72	Marquez Letcher-Ellis	2015-17
9.	70	Tony Barnett	1982-85
10.	66	Andrew Drone	2013-17

HEAD COACH SCOTT PERA



Scott Pera
Seventh Season

Rice University, Head Coach, 2017-present

Year	Record	Pct.	Conference Record	Pct.	Postseason
2017-18	7-24	.226	4-14	.222	
2018-19	13-19	.406	8-10	.444	
2019-20	15-17	.469	7-11	.389	
2020-21	15-13	.536	6-10	.375	
2021-22	16-17	.485	7-11	.389	CBI First Round
2022-23	19-16	.543	8-12	.400	CBI Quarters
2023-24	6-8	.429	0-1	.000	
Total	91-114	.444	40-69	.367	

Rice University, Associate Head Coach, 2014-17

Year	Record	Pct.	C-USA Record	Pct.	Postseason
2014-15	12-20	.375	8-10	.444	
2015-16	12-20	.375	7-11	.389	
2016-17	23-12	.657	11-7	.611	CBI Quarterfinals
Total	47-52	.475	26-28	.481	

University of Pennsylvania, Assistant Coach, 2012-14

Year	Record	Pct.	Ivy Record	Pct.	Postseason
2012-13	9-22	.290	6-8	.429	
2013-14	8-20	.286	5-9	.357	
Total	17-42	.288	11-17	.393	

Arizona State University, Assistant Coach, 2007-12

Year	Record	Pct.	Pac-10/12 Record	Pct.	Postseason
2007-08	21-13	.618	9-9	.500	NIT Quarters
2008-09	25-10	.714	11-7	.611	NCAA Second Round
2009-10	22-11	.667	12-6	.667	NIT First Round
2010-11	12-19	.387	4-14	.222	
2011-12	10-21	.323	6-12	.333	
Total	90-74	.549	42-48	.467	

Arizona State University, Director of Basketball Operations, 2006-07

Year	Record	Pct.	Pac-10 Record	Pct.	Postseason
2006-07	8-22	.267	2-16	.111	
Total	8-22	.267	2-16	.111	

Elizabethtown College, Assistant Coach, 1992-93

Year	Record	Pct.	MAC Record	Pct.	Postseason
1992-93	19-7	.731	8-2	.800	NCAA First Round
Total	19-7	.731	8-2	.800	

PERA VS. OPPONENTS

Opponent	Record
UAB	2-8
Alabama A&M	1-0
Arkansas	0-1
BYU	0-1
UC Irvine	0-1
UC Santa Barbara	1-1
Charlotte	6-3
Duquesne	1-0
East Carolina	1-0
Eastern Kentucky	0-1
Evansville	1-0
Florida Atlantic	1-5
FIU	3-5
Fordham	0-1
Georgia Southern	1-0
Georgia State	0-1
Harvard	0-1
Houston	0-4
Houston Christian	6-0
Incarnate Word	3-0
Indiana State	0-1
Jarvis Christian	3-0

Lamar	0-2
LeTourneau	1-0
Liberty	0-1
Louisiana	0-1
Louisiana Tech	1-8
Marshall	3-3
Middle Tennessee	5-3
Milwaukee	1-0
UNLV	0-1
New Mexico	0-3
New Orleans	2-0
North American	1-0
North Texas	2-11
Northwestern State	5-0
Oakland	0-1
Ohio	0-1
Old Dominion	2-4
Ole Miss	0-1
Omaha	0-1
Our Lady of the Lake	2-0
Penn	1-1
Pepperdine	1-1
Prairie View A&M	2-0

St. Edward's	2-0
Saint Leo	1-0
Sam Houston State	0-2
St. Thomas	4-0
Southern	1-0
Southern Miss	7-2
Southern Utah	0-1
Stephen F. Austin	0-1
UT-Martin	1-0
Texas	0-2
UT-Arlington	0-1
UTEP	5-8
UTRGV	1-1
UTSA	5-6
Texas State	1-3
Texas Tech	0-1
Tulane	0-1
Wayland Baptist	1-0
WKU	2-6
Western Michigan	1-0
Wichita State	0-1
Total	91-114

ON THE BENCH



Van Green
Assistant Coach

Is in his seventh season at Rice, the sixth as assistant coach ... spent his first season as the Video Coordinator ... also spent his final collegiate season at Rice in 2014-15 as a graduate transfer.



Greg Howell
Assistant Coach

Is in his fourth year at Rice, the third as Assistant Coach ... spent is first season as the Video Coordinator ... prior to Rice, served four years as Director and Head Coach of the Team Harden AAU basketball program.



Russ Pennell
Assistant Coach

Is in his second season at Rice ... spent the previous two seasons working with the NBA's draft and development ... served as Head Coach at Central Arkansas (2014-20), Grand Canyon (2009-13) and Arizona (2008-09)



Mike Carr
Director of Operations

Is in his first season at Rice ... spent the previous two years as the Director of Operations at Rider ... also spent time at Nevada and Wallace State (Ala.) CC.

THE LAST TIME... TEAM

RICE PLAYED A RANKED OPPONENT (AP POLL)

No. 1 vs. Connecticut on Jan. 2, 2004
 Top 5 at No. 3 Houston on Dec. 6, 2023
 Top 10 at No. 3 Houston on Dec. 6, 2023
 Top 25 at No. 3 Houston on Dec. 6, 2023

RICE DEFEATED A RANKED OPPONENT (AP POLL)

No. 1 Never
 Top 5 vs. No. 5 Texas (80-49) on Feb. 1, 1982
 Top 10 vs. No. 5 Texas (80-49) on Feb. 1, 1982
 Top 25 vs. No. 24 TCU (76-69) on Jan. 30, 1999

RICE LOST TO A RANKED OPPONENT (AP POLL)

No. 1 vs. Connecticut (92-83) on Jan. 2, 2004
 Top 5 at No. 3 Houston on Dec. 6, 2023
 Top 10 at No. 3 Houston on Dec. 6, 2023
 Top 25 at No. 3 Houston on Dec. 6, 2023

100 POINTS BY A TEAM

Rice 101 vs. St. Thomas (11/7/23)
 Opponent 103 by Indiana State (11/21/23)

LESS THAN 50 POINTS BY A TEAM

Rice 39 at Houston (12/6/23)
 Opponent 48 by St. Thomas (11/10/22)

40+ POINT WIN

Rice 44, 101-57 vs. St. Thomas (11/7/23)
 Opponent 44, 101-57 by Louisiana Tech (2/26/21)

30+ POINT WIN

Rice 44, 101-57 vs. St. Thomas (11/7/23)
 Opponent 36, 75-39 by Houston (12/6/23)

OVERTIME GAME

Rice Win 88-81^{OT} at UTSA (1/16/23)
 Rice Loss 88-82^{OT} vs. Louisiana Tech (1/5/23)

DOUBLE OVERTIME GAME

Rice Win 109-104^{3OT} vs. Evansville (11/22/21)
 Rice Loss 92-85 vs. WKU (2/7/19)

TRIPLE OVERTIME GAME

Rice Win 109-104^{3OT} vs. Evansville (11/22/21)
 Rice Loss Never

5+ PLAYERS IN DOUBLE-DIGIT SCORING

Rice 5 at UTEP (12/31/22)
 Mekhi Mason (19), Max Fiedler (14), Quincy Olivari (13)
 Travis Eevee (11), Cameron Sheffield (11)
 Opponent 5 by Tulane (1/3/24)

MADE 40-49 FIELD GOALS

Rice 43 vs. Jarvis Christian (12/19/22)
 Opponent 44 by Pepperdine (11/7/22)

MADE FEWER THAN 20 FIELD GOALS

Rice 19 at Tulane (1/3/24)
 Opponent 19 by Incarnate Word (12/13/23)

HAD 70-79 FIELD GOAL ATTEMPTS

Rice 73 vs. UT-Martin (11/30/23)
 Opponent 71 by New Mexico (11/22/23)

HAD 80-89 FIELD GOAL ATTEMPTS

Rice 82 vs. Southern Utah (3/20/23)
 Opponent 87 by Utah (12/3/05)

HAD 90-99 FIELD GOAL ATTEMPTS

Rice 98 vs. Texas A&M (2/24/90)
 Opponent 92 by Alcorn State (11/30/88)

HAD FEWER THAN 40 FIELD GOAL ATTEMPTS

Rice 38 vs. Old Dominion (2/26/15)
 Opponent 38 by James Madison (11/13/16)

SHOT OVER 60 PERCENT FROM THE FIELD

Rice .623 (43-of-69) vs. Jarvis Christian (12/19/22)
 Opponent .604 (29-of-48) by Texas (11/15/23)

SHOT OVER 70 PERCENT FROM THE FIELD

Rice .717 (43-of-60) vs. Paul Quinn (11/14/06)
 Opponent Research is ongoing

SHOT LESS THAN 30 PERCENT FROM THE FIELD

Rice .289 (13-of-45) at Houston (12/6/23)
 Opponent .286 (20-of-70) by Incarnate Word (12/16/21)

MADE 10+ THREE-POINT FIELD GOALS

Rice 11 vs. Louisiana (12/22/23)
 Opponent 13 by Louisiana (12/22/23)

MADE 15+ THREE-POINT FIELD GOALS

Rice 16 vs. Jarvis Christian (12/19/22)
 Opponent 16 by Indiana State (11/21/23)

MADE 0 THREE-POINT FIELD GOALS

Rice 0-6 vs. East Carolina (3/5/08)
 By Opponent 0-16 by Sam Houston State (12/1/94)

HAD 30+ THREE-POINT FIELD GOAL ATTEMPTS

Rice 32 at Tulane (1/3/24)
 Opponent 30 by UT-Martin (11/30/23)

SHOT OVER 60 PERCENT FROM THE 3-POINT LINE

Rice .600 (12-of-20) at Marshall (1/15/22)
 Opponent .632 (12-of-19) by UTEP (12/30/17)

SHOT OVER 70 PERCENT FROM THE 3-POINT LINE

Rice .800 (8-of-10) at Southern Miss (1/25/06)
 Opponent .727 (8-of-11) by Lamar (12/17/11)

SHOT OVER 80 PERCENT FROM THE 3-POINT LINE

Rice .800 (8-of-10) at Southern Miss (1/25/06)
 Opponent 1.000 (1-of-1) by Houston (2/7/87)

SHOT LESS THAN 20 PERCENT FROM 3-POINT LINE

Rice .182 (4-of-22) at Texas (11/15/23)
 Opponent .100 (2-of-22) by Northwestern State (12/16/23)

MADE 30-39 FREE THROWS

Rice 30 at Incarnate Word (11/26/16)
 Opponent 30 by UAB (1/7/17)

MADE 40+ FREE THROWS

Rice 42 vs. Texas (1/5/93)
 Opponent Never

MADE 5 OR FEWER FREE THROWS

Rice 3 at Northwestern State (12/16/23)
 Opponent 5 by Northwestern State (12/16/23)

HAD 40-49 FREE THROW ATTEMPTS

Rice 40 vs. Milwaukee (11/22/19)
 Opponent 40 by Lamar (12/22/14)

HAD 50+ FREE THROW ATTEMPTS

Rice 50 vs. Texas (1/30/93)
 Opponent Never

SHOT 90 PERCENT FROM THE FOUL LINE

Rice .900 (9-of-10) vs. Prairie View A&M (12/20/23)
 Opponent 100.0 (11-of-11) by UT-Martin (11/30/23)

SHOT 100 PERCENT FROM THE FOUL LINE

Rice 11-of-11 at Louisiana Tech (2/27/21)
 Opponent 11-of-11 by UT-Martin (11/30/23)

HAD 50-59 REBOUNDS

Rice 55 vs. Northwestern State (12/17/22)
 Opponent 50 by UAB (2/23/05)

HAD 60+ REBOUNDS

Rice 61 vs. Our Lady of the Lake (11/27/20)
 Opponent 60 by Utah (12/3/05)

HAD 20+ ASSISTS

Rice 24 vs. St. Thomas (11/7/23)
 Opponent 24 by Tulane (1/3/24)

HAD 30+ ASSISTS

Rice 31 vs. Jarvis Christian (12/19/22)
 Opponent Never

HAD 10+ BLOCKED SHOTS

Rice 10 at FIU (2/9/17)
 Opponent 11 by Middle Tennessee (1/11/23)

HAD 10+ STEALS

Rice 10 vs. Duquesne (3/19/23)
 Opponent 10 by Tulane (1/3/24)

HAD 15+ STEALS

Rice 17 at James Madison (11/13/16)
 Opponent 18 by FIU (2/14/19)

HAD 20+ TURNOVERS

Rice 21 at Houston (12/6/23)
 Opponent 22 by Houston Baptist (12/5/20)

HAD 30+ TURNOVERS

Rice 33 at FIU (2/14/19)
 Opponent 32 by Angelo State (12/1/79)

COMMITTED 10 OR FEWER TURNOVERS

Rice 10 at Northwestern State (12/16/23)
 Opponent 9 by Louisiana (12/22/23)

THE LAST TIME...INDIVIDUAL

30-39 POINTS BY A PLAYER

Rice 34, Quincy Olivari vs. WKU (2/18/23)
Opp. 30, Tevian Jones, Southern Utah (3/20/23)

40+ POINTS BY A PLAYER

Rice 40, Patrick Britton vs. East Carolina (3/5/08)
Opp. 42, Roosevelt Smart, North Texas (1/13/18)

TWO PLAYERS SCORED 20 OR MORE POINTS

Rice Travis Eevee (25), Max Fiedler (22)
vs. Southern Utah (3/20/23)
Opp. Chandler Pigge (23), Malik Mack (20)
Harvard (11/10/23)

THREE PLAYERS SCORED 20 OR MORE POINTS

Rice J.R. Harrison (27), Lorenzo Williams (23),
Morris Almond (20) vs. Utah (12/3/05)
Opp. Bryson Williams (29), Jamal Bieniemy (24),
Keonte Kennedy (22), UTEP (1/8/21)

TWO PLAYERS SCORED 30 OR MORE POINTS

Rice Tony Barnett (36), Greg Hines (34) at Houston
(2/17/85)
Opp. Research is ongoing

10+ FIELD GOALS MADE BY A PLAYER

Rice 11, Travis Eevee vs. Prairie View A&M (12/20/23)
Opp. 10, Robbie Avila, Indiana State (11/21/23)

15+ FIELD GOALS MADE BY A PLAYER

Rice 15, Morris Almond vs. North Texas (11/18/06)
Opp. 15, Taevion Kinsey, Marshall (1/15/22)

20-29 FIELD GOAL ATTEMPTS BY A PLAYER

Rice Quincy Olivari (23), Travis Eevee (20)
vs. Southern Utah (3/20/23)
Opp. 20, Tevian Jones, Southern Utah (3/20/23)

30+ FIELD GOAL ATTEMPTS BY A PLAYER

Rice 31, Ricky Pierce at Houston (1/4/82)
Opp. Never

PLAYER SHOT 1.000 WITH 5+ FIELD GOAL ATTEMPTS

Rice 5-5, Sam Alajiki vs. St. Thomas (11/7/23)
Opp. 6-6, Justice Ajogbor, Harvard (11/10/23)

PLAYER SHOT .800 WITH 10+ FIELD GOAL ATTEMPTS

Rice 12-14 (.857), Max Fiedler at UTSA (1/16/23)
Opp. 8-10 (.800), John Buggs III, 8-10 (.800), Josh Farmer
UTSA (2/16/23)

PLAYER SHOT .900 WITH 10+ FIELD GOAL ATTEMPTS

Rice 10-11 (.909), Max Fiedler vs. UTEP (1/8/21)
Opp. 9-10 (.900), Kenny Hunter, Louisiana Tech (1/5/23)

5+ 3PT FIELD GOALS MADE BY A PLAYER

Rice 5, Travis Eevee vs. UT-Martin (11/30/23)
Opp. 5, L.J. Cryer, Houston (12/6/23)

10+ 3PT FIELD GOAL ATTEMPTS BY A PLAYER

Rice 13, Quincy Olivari vs. Southern Utah (3/20/23)
Opp. 10, Josiah Hammons, Incarnate Word (12/13/23)

PLAYER SHOT .800 WITH 5+ 3PT FIELD GOAL ATTEMPTS

Rice 5-5 (1.000), Sam Alajiki vs. St. Thomas (11/7/23)
Opp. 4-5 (.800), Cameron Healy, Southern Utah (3/20/23)

10+ FREE THROWS MADE BY A PLAYER

Rice 12, Quincy Olivari vs. WKU (2/18/23)
Opp. 10, Denver Jones, FIU (2/19/22)

15+ FREE THROWS MADE BY A PLAYER

Rice 15, Marcus Evans vs. Louisiana Tech (2/25/17)
Opp. 15, Anthony Odunsi, Houston Baptist (12/2/15)

10+ FREE THROWS ATTEMPTED BY A PLAYER

Rice 13, Quincy Olivari vs. WKU (2/18/23)
Opp. 10, Japhet Medor, UTSA (3/8/23)

15+ FREE THROWS ATTEMPTED BY A PLAYER

Rice 16, Marcus Evans vs. UTEP (3/9/17)
Opp. 15, Alex Hamilton, Louisiana Tech (2/4/16)

20+ FREE THROWS ATTEMPTED BY A PLAYER

Rice 20, Morris Almond vs. Houston (1/17/07)
Opp. 20, George Walker, Houston (1/20/78)

PLAYER SHOT 1.000 WITH 10+ FREE THROW ATTEMPTS

Rice 12-of-12, Robert Martin vs. North Texas (12/29/18)
Opp. 11-of-11, Josh Anderson, WKU (1/13/22)

10+ REBOUNDS BY A PLAYER,

Rice 14, Max Fiedler vs. Prairie View A&M (12/20/23)
Opp. 10, Kevin Cross, Tulane (1/3/24)

15+ REBOUNDS BY A PLAYER

Rice 16, Max Fiedler vs. Southern Utah (3/20/23)
Opp. 16, Joe Charles, Louisiana (12/22/23)

20+ REBOUNDS BY A PLAYER

Rice 20, Paulius Packevicius vs. Houston (1/23/08)
Opp. Never

30+ REBOUNDS BY A PLAYER

Rice 30, Joe Durrenberger vs. Baylor (2/15/55)
Opp. Never

TWO PLAYERS WITH 10 OR MORE REBOUNDS

Rice Quincy Olivari (12), Cameron Sheffield (11)
vs. WKU (2/18/23)
Opp. Trey Jemison (12), KJ Buffen (10), UAB (1/28/23)

5+ OFFENSIVE REBOUNDS BY A PLAYER

Rice 6, Max Fiedler vs. Prairie View A&M (12/20/23)
Opp. 5, Trey Jemison, UAB (1/28/23)

10+ DEFENSIVE REBOUNDS BY A PLAYER

Rice 10, Max Fiedler vs. Houston Christian (12/2/23)
Opp. 12, Joe Charles, Louisiana (12/22/23)

10+ ASSISTS BY A PLAYER

Rice 10, Max Fiedler vs. Houston Christian (12/2/23)
Opp. 11, Donovan Dent, New Mexico (11/22/23)

5+ BLOCKED SHOTS BY A PLAYER

Rice 5, Max Fiedler vs. Charlotte (1/26/23)
Opp. 6, Jamarion Sharp, WKU (2/18/23)

10+ BLOCKED SHOTS BY A PLAYER

Rice Never
Opp. 11, Derrick Davenport, TCU (3/3/00)

5+ STEALS BY A PLAYER

Rice 5, Travis Eevee vs. North Texas (2/4/23)
Opp. 5, Tae Hardy, UTEP (1/14/23)

40 MINUTES PLAYED IN REGULATION

Rice 40, Travis Eevee vs. FIU (3/4/23)
Opp. 40, Tevian Jones, Southern Utah (3/20/23)

40+ MINUTES PLAYED IN A GAME

Rice Travis Eevee (42), Quincy Olivari (40) at UTSA (1/16/23)
Opp. Japhet Medor (42), John Buggs III (41), UTSA (1/16/23)

50+ MINUTES PLAYED IN A GAME

Rice 51, Carl Pierre vs. Evansville (11/22/21)
Opp. Noah Frederking (53), Jawaun Newton (52)
Evansville (11/22/21)

DOUBLE-DOUBLE BY A PLAYER*

Rice Max Fiedler (12P/10R) vs. Incarnate Word (12/13/23)
Opp. Kevin Cross (16P/10R), Tulane (1/3/24)

TWO PLAYERS WITH DOUBLE-DOUBLES*

Rice Max Fiedler (14P/15R), Cameron Sheffield (11P/16R)
at UTEP (12/31/22)
Opp. KJ Buffen (20P/12R), Trey Jemison (10P/12R)
UAB (1/28/23)

20 - 10 GAMES (POINTS - REBOUNDS)

Rice Quincy Olivari (34P/12R) vs. WKU (2/18/23)
Opp. Brice Williams (25P/13R), Charlotte (2/25/23)

20 - 10 GAMES (POINTS - ASSISTS)

Rice Max Fiedler (24/11) at UTSA (1/16/23)
Opp. Taevion Kinsey (31/10), Marshall (1/15/22)

20 - 20 GAMES (POINTS - REBOUNDS)

Rice Michael Harris (30/24) vs. Hawai'i (2/27/05)
Opp. Never

30 - 10 GAMES (POINTS - REBOUNDS)

Rice Quincy Olivari (34P/12R) vs. WKU (2/18/23)
Opp. Tavin Lovan (32/11), UAB (1/23/21)

30 - 20 GAMES (POINTS - REBOUNDS)

Rice Michael Harris (30/24) vs. Hawai'i (2/27/05)
Opp. Never

30 - 30 GAMES (POINTS - REBOUNDS)

Rice Joe Durrenberger (32/30) vs. Baylor (2/15/55)
Opp. Never

TRIPLE-DOUBLE BY A PLAYER^

Rice Max Fiedler (24P/13R/11A) at UTSA (1/16/23)
Opp. Alex Hamilton (25P/11R/11A), Louisiana Tech
(2/27/16)

**Double-doubles are points and rebounds unless otherwise indicated*

STREAKS

TEAM STREAKS

Overall	Lost 2
Conference USA/AAC	Lost 5
Non-Conference	Lost 1
Home Overall	Lost 1
Home C-USA/AAC	Lost 2
Home Non-Conference Overall	Lost 1
Road Overall	Lost 1
Road C-USA/AAC	Lost 3
Road Non-Conference Overall	Won 1
Neutral	Lost 4

INDIVIDUAL STREAKS

Consecutive double-figure scoring games

Travis Eeve	3
Keanu Dawes	2
Alem Huseinovic	1

Consecutive games with at least one three

Travis Eeve	11
Keanu Dawes	2
Alem Huseinovic	2
Mekhi Mason	1

Consecutive Free Throws Made

Travis Eeve	Dec. 2	10
Noah Shelby	Nov. 7	9
Keanu Dawes	Dec. 16	5
Andrew Akuchie	Dec. 6	4
Max Fiedler	Dec. 22	4
Cameron Sheffield	*Mar. 19	3
Anthony Selden	Dec. 16	3
Mekhi Mason	Jan. 3	2
Ifeanyi Ufochukwu	Jan. 3	2
Gabe Warren	Jan. 3	2
Jackson Peakes	Nov. 7	1
Alem Huseinovic	Dec. 20	1

Games Played Career Consecutive

Travis Eeve	142	96
Max Fiedler	130	110
Anthony Selden	99	6
Cameron Sheffield	95	-
Alem Huseinovic	91	15
Sam Alajiki	72	25
Mekhi Mason	49	49
Andrew Akuchie	39	29
Noah Shelby	27	5
Ifeanyi Ufochukwu	17	1
Jackson Peakes	16	1
Keanu Dawes	14	14
Gabe Warren	11	1
Camp Wagner	10	1
George Perkins	4	-
Cole Andrews-Heitz	2	-

Games Started Career Consecutive

Travis Eeve	129	54
Max Fiedler	117	107
Cameron Sheffield	55	-
Mekhi Mason	49	49
Anthony Selden	39	-
Sam Alajiki	18	-
Keanu Dawes	14	14
Alem Huseinovic	9	8
Noah Shelby	1	-

SPECIALTY STATS

	Pts Off			Fast		W/L	Score	Leads overcome
	Paint	T/O	2ndCh	Break	Bench			
St. Thomas	18	4	5	2	16			
Rice	44	21	17	3	58	W	101-57	3; 1st-17:01
Harvard	38	12	13	14	8			
Rice	30	10	10	7	12	L	76-89	N/A
at Texas	34	11	5	12	19			
Rice	28	13	2	4	24	L	64-80	N/A
vs. Indiana State	34	19	6	12	34			
Rice	28	5	10	3	34	L	88-103	N/A
vs. New Mexico	46	26	14	11	30			
Rice	16	7	9	5	5	L	56-90	N/A
vs. UC-Irvine	44	15	10	12	40			
Rice	34	9	4	5	11	L	68-83	N/A
UT-Martin	26	5	4	13	27			
Rice	40	20	20	6	31	W	98-78	2; 1st-17:16
Houston Christian	40	7	11	2	15			
Rice	36	18	8	12	7	W	65-56	13; 1st-7:17
at Houston	40	26	18	10	29			
Rice	16	8	14	3	10	L	39-75	N/A
Incarnate Word	20	11	6	8	29			
Rice	48	16	19	10	12	W	80-57	5; 1st-11:34
at Northwestern State	34	12	12	9	26			
Rice	46	13	12	10	27	W	76-51	5; 1st-18:08
Prairie View A&M	22	20	4	7	20			
Rice	48	15	12	4	31	W	82-56	3; 1st-13:54
Louisiana	32	21	16	8	20			
Rice	18	8	13	2	3	L	67-84	N/A
at Tulane	46	15	11	13	10			
Rice	18	13	13	0	14	L	59-84	N/A
UTSA								
Rice								
at South Florida								
Rice								
Charlotte								
Rice								
at Temple								
Rice								
Florida Atlantic								
Rice								
Tulsa								
Rice								
at Memphis								
Rice								
at UTSA								
Rice								
SMU								
Rice								
South Florida								
Rice								
at Tulsa								
Rice								
at UAB								
Rice								
East Carolina								
Rice								
Temple								
Rice								
at Wichita State								
Rice								
at Charlotte								
Rice								
North Texas								
Rice								
Opponent Totals	474	204	135	133	323			
Average/Game	33.9	14.6	9.6	9.5	23.1			
Rice Totals	450	176	163	74	279			
Average/Game	32.1	12.6	11.6	5.3	19.9			

Rice/OPP highs are **BOLD/ITALICIZED**

2023-24 RICE GAME-BY-GAME TEAM STATS

Opponent	Date	Score	W/L	TOTAL		3-PTRS		FT-FTA		Pct		REBOUNDS					Pts	Avg
				FG-A	Pct	3FG-A	Pct	O-D-T	Avg	PF	A	TO	Blk	Stl				
St. Thomas	11/7	101-57	W	38-71	.535	14-31	.452	11-16	.688	17-28-45	45.0	5	24	5	1	8	101	101.0
Harvard	11/10	76-89	L	25-60	.417	8-24	.333	18-28	.643	12-21-33	39.0	19	14	9	3	6	76	88.5
at Texas	11/15	64-80	L	23-60	.383	4-22	.182	14-16	.875	8-19-27	35.0	16	15	9	4	8	64	80.3
vs. Indiana State	11/21	88-103	L	29-65	.446	10-22	.455	20-22	.909	13-29-42	36.8	20	15	18	5	4	88	82.3
vs. New Mexico	11/22	56-90	L	18-53	.340	7-28	.250	13-18	.722	5-25-30	35.4	13	11	17	3	5	56	77.0
vs. UC-Irvine	11/24	68-83	L	25-57	.439	4-13	.308	14-23	.609	5-22-27	34.0	22	10	10	3	3	83	75.5
UT-Martin	11/30	98-78	W	37-73	.507	8-28	.286	16-23	.696	14-34-48	36.0	12	19	9	4	9	98	78.7
Houston Christian	12/2	65-56	W	24-61	.393	5-25	.200	12-24	.500	10-32-42	36.8	15	14	10	6	8	65	77.0
at Houston	12/6	39-75	L	13-45	.289	5-21	.238	8-13	.615	9-20-29	35.9	11	7	21	1	7	39	72.8
Incarnate Word	12/13	80-57	W	31-60	.517	6-24	.250	12-16	.750	13-29-42	36.5	13	13	12	2	9	80	73.5
at Northwestern State	12/16	76-51	W	33-65	.508	7-23	.304	3-7	.429	14-31-45	37.3	13	18	10	5	5	76	73.7
Prairie View A&M	12/20	82-56	W	33-63	.524	7-23	.304	9-10	.900	11-36-47	38.1	11	15	13	6	4	82	74.4
Louisiana	12/22	67-84	L	21-55	.382	11-26	.423	14-18	.778	10-18-28	37.3	13	12	12	4	5	67	73.8
at Tulane	1/3	59-84	L	19-60	.317	8-32	.250	13-15	.867	14-19-33	37.0	13	11	14	4	5	59	72.8
UTSA	1/6																	
at South Florida	1/12																	
Charlotte	1/16																	
at Temple	1/20																	
Florida Atlantic	1/24																	
Tulsa	1/27																	
at Memphis	1/31																	
at UTSA	2/3																	
SMU	2/7																	
South Florida	2/10																	
at Tulsa	2/17																	
at UAB	2/21																	
East Carolina	2/24																	
Temple	2/28																	
at Wichita State	3/2																	
at Charlotte	3/6																	
North Texas	3/9																	

RICE VS. OPPONENT COMPARISON

Opponent	1st	2nd	Score	Mar	FG	FG%	3FG	3FG%	FT	FT%	Reb	Mar	Ast	TO	Steals	Blocks	Fouls	
St. Thomas	47/25	54/32	101-57	+44	38/21	.535/.368	14/8	.452/.286	11/7	.688/.778	45/27	+18	24/10	5/14	8/4	1/1	5/13	
Harvard	33/43	43/46	76-89	-13	25/32	.417/.533	8/7	.333/.350	18/18	.643/.783	33/38	-5	14/17	9/10	6/8	3/5	19/20	
at Texas	32/41	32/39	64-80	-16	23/29	.383/.604	4/10	.182/.455	14/12	.875/.545	27/37	-10	15/17	9/16	8/6	4/6	16/15	
vs. Indiana State	34/55	54/48	88-103	-15	29/33	.446/.500	10/16	.455/.471	20/21	.909/.778	42/30	+12	15/23	18/7	4/8	5/2	20/17	
vs. New Mexico	33/46	23/44	56-90	-34	18/36	.340/.507	7/5	.250/.278	13/13	.722/.867	30/42	-12	11/18	17/7	5/7	3/5	13/16	
vs. UC-Irvine	31/31	37/52	83-68	-15	25/30	.439/.517	4/5	.308/.385	14/18	.609/.750	27/42	-15	10/11	10/12	3/4	3/4	22/20	
UT-Martin	47/37	51/41	98-78	+20	37/27	.507/.403	8/13	.286/.433	16/11	.696/100.0	48/33	+15	19/16	9/13	9/3	4/1	12/16	
Houston Christian	29/31	36/25	65-56	+9	24/24	.393/.353	5/3	.200/.176	12/5	.500/.333	42/49	-7	14/6	10/14	8/6	6/1	15/17	
at Houston	18/34	21/41	39-75	-36	13/31	.289/.470	5/8	.238/.364	8/5	.615/.556	29/43	-14	7/17	21/11	7/13	1/5	11/18	
Incarnate Word	37/34	43/23	80-57	+23	31/19	.517/.339	6/8	.250/.286	12/11	.750/.786	42/28	+14	13/9	12/14	9/5	2/3	13/16	
at Northwestern State	34/24	42/27	76-51	+25	33/22	.508/.373	7/2	.304/.100	3/5	.429/.500	45/29	+16	18/7	10/10	5/5	5/2	13/10	
Prairie View A&M	35/21	47/35	82-56	+26	33/21	.524/.333	7/6	.304/.316	9/8	.900/.800	47/26	+21	15/6	13/9	4/10	6/3	11/14	
Louisiana	26/40	41/44	67-84	-17	21/30	.382/.492	11/13	.423/.464	14/11	.778/.786	28/41	-13	12/17	12/9	5/8	4/5	13/20	
at Tulane	24/37	35/47	59-84	-25	19/34	.317/.567	8/9	.250/.409	13/7	.867/.583	33/38	-5	11/24	14/11	5/10	4/4	13/14	
UTSA																		
at South Florida																		
Charlotte																		
at Temple																		
Florida Atlantic																		
Tulsa																		
at Memphis																		
at UTSA																		
SMU																		
South Florida																		
at Tulsa																		
at UAB																		
East Carolina																		
Temple																		
at Wichita State																		
at Charlotte																		
North Texas																		

2023-24 HIGH / LOWS

RICE GAME HIGHS

Points	101 vs. St. Thomas (11/7/23)
Points at the Half	47 vs. St. Thomas (11/7/23)
	47 vs. UT-Martin (11/30/23)
Points in a Half	54 (2nd) vs. St. Thomas (11/7/23)
	54 (2nd) vs. Indiana State (11/21/23)
Field Goals Made	38 vs. St. Thomas (11/7/23)
Field Goal Attempts	73 vs. UT-Martin (11/30/23)
Field Goal Percentage	.535 (38-71) vs. St. Thomas (11/7/23)
3 Point FG Made	14 vs. St. Thomas (11/7/23)
3 Point FG Attempts	32 at Tulane (1/3/24)
3 Point FG Percentage	.455 (10-22) vs. Indiana State (11/21/23)
Free Throws Made	20 vs. Indiana State (11/21/23)
Free Throw Attempts	28 vs. Harvard (11/10/23)
Free Throw Percentage	.909 (20-22) vs. Indiana State (11/21/23)
Rebounds	48 vs. UT-Martin (11/30/23)
Offensive Rebounds	17 vs. St. Thomas (11/7/23)
Defensive Rebounds	36 vs. Prairie View A&M (12/20/23)
Assists	24 vs. St. Thomas (11/7/23)
Steals	9 vs. UT-Martin (11/30/23)
	9 vs. Incarnate Word (12/13/23)
Blocked Shots	6 vs. Houston Christian (12/2/23)
	6 vs. Prairie View A&M (12/20/23)
Turnovers	21 at Houston (12/6/23)
Fouls	22 vs. UC-Irvine (11/24/23)

RICE GAME LOWS

Points	39 at Houston (12/6/23)
Points at the Half	18 at Houston (12/6/23)
Points in a Half	18 (1st) at Houston (12/6/23)
Field Goals Made	13 at Houston (12/6/23)
Field Goal Attempts	45 at Houston (12/6/23)
Field Goal Percentage	.289 (13-45) at Houston (12/6/23)
3 Point FG Made	4 at Texas (11/15/23)
	4 vs. UC-Irvine (11/24/23)
3 Point FG Attempts	13 vs. UC-Irvine (11/24/23)
3 Point FG Percentage	.182 (4-22) at Texas (11/15/23)
Free Throws Made	3 at Northwestern State (12/13/23)
Free Throw Attempts	7 at Northwestern State (12/13/23)
Free Throw Percentage	.429 (3-7) at Northwestern State (12/13/23)
Rebounds	27 at Texas (11/15/23)
	27 vs. UC-Irvine (11/24/23)
Offensive Rebounds	5 vs. New Mexico (11/22/23)
	5 vs. UC-Irvine (11/24/23)
Defensive Rebounds	18 vs. Louisiana (12/22/23)
Assists	7 at Houston (12/6/23)
Steals	3 vs. UC-Irvine (11/24/23)
Blocked Shots	1 vs. St. Thomas (11/7/23)
	1 at Houston (12/6/23)
Turnovers	5 vs. St. Thomas (11/7/23)
Fouls	5 vs. St. Thomas (11/7/23)

OPPONENT GAME HIGHS

Points	103 by Indiana State (11/21/23)
Points at the Half	55 by Indiana State (11/21/23)
Points in a Half	55 (1st) by Indiana State (11/21/23)
Field Goals Made	36 by New Mexico (11/22/23)
Field Goal Attempts	71 by New Mexico (11/22/23)
Field Goal Percentage	.604 (29-48) by Texas (11/15/23)
3 Point FG Made	16 by Indiana State (11/21/23)
3 Point FG Attempts	34 by Indiana State (11/21/23)
3 Point FG Percentage	.471 (16-34) by Indiana State (11/21/23)
Free Throws Made	21 by Indiana State (11/21/23)
Free Throw Attempts	27 by Indiana State (11/21/23)
Free Throw Percentage	100.0 (11-11) by UT-Martin (11/30/23)
Rebounds	49 by Houston Christian (12/2/23)
Offensive Rebounds	17 by Houston (12/6/23)
Defensive Rebounds	34 by Houston Christian (12/2/23)
Assists	24 by Tulane (1/3/24)
Steals	13 by Houston (12/6/23)
Blocked Shots	6 by Texas (11/15/23)
Turnovers	16 by Texas (11/15/23)
Fouls	20 by Harvard (11/10/23)
	20 by UC-Irvine (11/24/23)
	by Louisiana (12/22/23)

OPPONENT GAME LOWS

Points	51 by Northwestern State (12/13/23)
Points at the Half	21 by Prairie View A&M (12/20/23)
Points in a Half	21 (1st) by Prairie View A&M (12/20/23)
Field Goals Made	19 by Incarnate Word (12/13/23)
Field Goal Attempts	48 by Texas (11/15/23)
Field Goal Percentage	.333 (21-63) by Prairie View A&M (12/20/23)
3 Point FG Made	2 by Northwestern State (12/13/23)
3 Point FG Attempts	13 by UC-Irvine (11/24/23)
3 Point FG Percentage	.100 (2-20) by Northwestern State (12/13/23)
Free Throws Made	5 by Houston Christian (12/2/23)
	5 by Houston (12/6/23)
	5 by Northwestern State (12/13/23)
Free Throw Attempts	9 by St. Thomas (11/7/23)
	9 by Houston (12/6/23)
Free Throw Percentage	.333 (5-15) by Houston Christian (12/2/23)
Rebounds	26 by Prairie View A&M (12/20/23)
Offensive Rebounds	6 by Texas (11/15/23)
	6 by Indiana State (11/21/23)
	6 by UT-Martin (11/30/23)
Defensive Rebounds	18 by St. Thomas (11/7/23)
Assists	6 by Houston Christian (12/2/23)
	6 by Prairie View A&M (12/20/23)
Steals	3 by UT-Martin (11/30/23)
Blocked Shots	1 by St. Thomas (11/7/23)
	1 by UT-Martin (11/30/23)
	1 by Houston Christian (12/2/23)
Turnovers	7 by Indiana State (11/21/23)
	7 by New Mexico (11/22/23)
Fouls	10 by Northwestern State (12/13/23)

2023-24 POINTS-REBOUNDS-ASSISTS

Opponent	Date	0 Alajiki	1 Shelby	2 Mason	3 Eevee	4 Selden	5 Sheffield	10 Andrews-Heitz	11 Ufochukwu
St. Thomas	11/7	17-3-2	14-0-4	7-6-2	10-1-3	4-3-0	DNP	2-0-1	2-2-1
Harvard	11/10	2-4-0	5-1-0	20-2-5	11-3-1	18-4-1	DNP	DNP	DNP
at Texas	11/15	7-4-0	7-2-0	5-6-2	11-2-4	17-1-1	DNP	DNP	2-1-0
vs. Indiana State	11/21	5-1-0	7-0-3	10-2-1	25-3-1	4-4-0	DNP	0-0-0	2-1-0
vs. New Mexico	11/22	2-1-0	5-4-1	17-4-3	15-4-2	0-2-1	DNP	DNP	0-0-0
vs. UC-Irvine	11/24	2-1-1	2-1-0	16-2-2	17-6-1	9-1-1	DNP	DNP	DNP
UT-Martin	11/30	5-6-0	6-4-1	17-6-3	29-5-4	DNP	DNP	DNP	7-0-0
Houston Christian	12/2	0-4-0	0-1-0	17-4-1	18-3-2	DNP	DNP	DNP	DNP
at Houston	12/6	0-1-1	DNP	3-6-0	3-1-2	5-4-0	DNP	DNP	1-0-0
Incarnate Word	12/13	8-5-1	0-2-0	14-5-3	29-3-0	0-3-0	DNP	DNP	DNP
at Northwestern State	12/16	7-3-1	5-1-2	14-4-2	8-5-2	6-5-2	DNP	DNP	0-0-0
Prairie View A&M	12/20	5-4-0	5-1-0	14-4-3	28-5-4	11-3-0	DNP	DNP	DNP
Louisiana	12/22	0-2-0	3-1-0	8-3-4	11-3-3	0-2-0	DNP	DNP	DNP
at Tulane	1/3	DNP	0-0-1	9-1-1	14-0-4	2-3-1	DNP	DNP	2-2-0
UTSA	1/6								
at South Florida	1/12								
Charlotte	1/16								
at Temple	1/20								
Florida Atlantic	1/24								
Tulsa	1/27								
at Memphis	1/31								
at UTSA	2/3								
SMU	2/7								
South Florida	2/10								
at Tulsa	2/17								
at UAB	2/21								
East Carolina	2/24								
Temple	2/28								
at Wichita State	3/2								
at Charlotte	3/6								
North Texas	3/9								

Opponent	Date	12 Wagner	13 Akuchie	15 Fiedler	21 Warren	22 Peakes	23 Huseinovic	24 Dawes	30 Perkins
St. Thomas	11/7	0-3-0	9-4-1	16-11-6	8-5-0	1-0-0	5-0-4	6-5-0	0-0-0
Harvard	11/10	DNP	0-2-1	13-9-5	0-0-0	DNP	5-2-1	2-2-0	DNP
at Texas	11/15	0-0-0	4-0-2	7-4-5	0-0-0	0-0-1	4-1-0	0-1-0	DNP
vs. Indiana State	11/21	11-2-0	3-0-1	8-12-6	4-0-0	0-1-1	2-2-0	7-7-2	0-0-0
vs. New Mexico	11/22	0-0-0	0-2-0	9-7-3	0-1-0	0-0-0	3-0-1	5-3-0	DNP
vs. UC-Irvine	11/24	DNP	2-1-1	12-9-4	DNP	DNP	5-0-0	3-2-0	DNP
UT-Martin	11/30	0-0-0	9-5-0	6-11-6	2-4-3	2-0-0	11-0-1	4-4-1	0-1-0
Houston Christian	12/2	DNP	2-4-0	2-12-10	5-2-0	DNP	7-1-0	14-8-1	DNP
at Houston	12/6	0-0-0	4-3-0	6-1-2	0-0-1	0-2-0	10-2-0	7-5-1	DNP
Incarnate Word	12/13	0-1-0	4-4-1	12-10-4	0-0-0	DNP	5-2-2	8-6-2	DNP
at Northwestern State	12/16	5-1-0	4-4-1	16-8-5	DNP	0-0-0	4-1-2	7-8-1	0-1-0
Prairie View A&M	12/20	0-0-0	4-4-2	6-14-4	4-2-1	2-0-0	1-3-0	2-6-1	DNP
Louisiana	12/22	DNP	0-2-1	18-5-3	DNP	DNP	9-0-0	18-7-1	DNP
at Tulane	1/3	0-0-0	6-5-0	0-6-3	2-4-0	2-1-0	10-1-0	12-3-1	DNP
UTSA	1/6								
at South Florida	1/12								
Charlotte	1/16								
at Temple	1/20								
Florida Atlantic	1/24								
Tulsa	1/27								
at Memphis	1/31								
at UTSA	2/3								
SMU	2/7								
South Florida	2/10								
at Tulsa	2/17								
at UAB	2/21								
East Carolina	2/24								
Temple	2/28								
at Wichita State	3/2								
at Charlotte	3/6								
North Texas	3/9								

FOLLOWING THE OWLS

Leading Scorer	Career	2023-24
Travis Eeve	31	7
Max Fiedler	11	2
Mekhi Mason	6	2
Anthony Selden	14	1
Alem Huseinovic	2	1
Sam Alajiki	1	1
Keanu Dawes	1	1
Cameron Sheffield	1	0
Noah Shelby	1	0

Leading Rebounder	Career	2023-24
Max Fiedler	77	11
Mekhi Mason	5	2
Keanu Dawes	1	1
Anthony Selden	14	0
Cameron Sheffield	11	0
Travis Eeve	1	0

Leader in Assists	Career	2023-24
Max Fiedler	63	12
Travis Eeve	24	3
Mekhi Mason	9	3
Anthony Selden	5	0
Cameron Sheffield	2	0
Noah Shelby	1	0

Double-Figure Scoring	Career	2023-24
Travis Eeve	85	12
Mekhi Mason	24	9
Max Fiedler	60	6
Anthony Selden	34	3
Alem Huseinovic	5	3
Keanu Dawes	3	3
Sam Alajiki	9	1
Noah Shelby	3	1
Camp Wagner	1	1
Cameron Sheffield	16	0
Andrew Akuchie	1	0

Double-Figure Rebounding	Career	2023-24
Max Fiedler	43	6
Cameron Sheffield	7	0
Anthony Selden	3	0
Sam Alajiki	1	0
Mekhi Mason	1	0

Double-Figure Assists	Career	2023-24
Max Fiedler	2	1

Double-Doubles	Career	2023-24
Max Fiedler	28	3
Anthony Selden	2	0
Mekhi Mason	1	0
Cameron Sheffield	1	0

Triple-Doubles	Career	2023-24
Max Fiedler	1	0

20-Pt. Games	Career	2023-24
Travis Eeve	31	4
Mekhi Mason	3	1
Max Fiedler	7	0
Anthony Selden	4	0
Alem Huseinovic	1	0

30-Pt. Games	Career	2023-24
Travis Eeve	2	0
Max Fiedler	1	0

Charges Drawn	Career	2023-24
Rice		4
Opponents		4
Travis Eeve	12	1
Max Fiedler	8	1
Mekhi Mason	3	1
Sam Alajiki	1	1
Cameron Sheffield	43	0
Andrew Akuchie	1	0
Alem Huseinovic	1	0

Dunks	Career	2023-24
Rice		28
Opponents		16
Andrew Akuchie	21	9
Keanu Dawes	8	8
Sam Alajiki	5	5
Max Fiedler	36	3
Mekhi Mason	8	2
Anthony Selden	1	1
Ifeanyi Ufochukwu	4	0
Cameron Sheffield	3	0

First Substitution	2023-24
Sam Alajiki	10
Andrew Akuchie	6
Anthony Selden	4
Alem Huseinovic	2
Noah Shelby	2

Three-Point Plays	2023-24
Rice	15/19
Opponents	7/15
Travis Eeve	5/5
Anthony Selden	2/2
Andrew Akuchie	1/1
Alem Huseinovic	1/1
Mekhi Mason	4/5
Max Fiedler	2/3
Sam Alajiki	0/1
Gabe Warren	0/1

Four-Point Plays	2023-24
Rice	0/0
Opponents	1/1

Five Second Violations	2023-24
Rice	0
Opponents	0

Ten Second Violations	2023-24
Rice	0
Opponents	0

Shot Clock Violations	2023-24
Rice	4
Opponents	2

Backcourt Violations	2023-24
Rice	1
Opponents	0

Jump Balls Controlled	2023-24
Rice	10
Opponents	4
Max Fiedler	10/14

First to Score	2023-24
Rice	8
Opponents	6

First to Score for Rice	2023-24
Mekhi Mason	4
Anthony Selden	4
Travis Eeve	2
Max Fiedler	2
Keanu Dawes	1
Alem Huseinovic	1

How Rice Scored First Points	2023-24
Layup	7
Free Throw	3
Jumper	3
Three-Pointer	1
Dunk	0
Tip-In	0

8-0 Runs	2023-24
Rice	19
Opponents	21

10-0 Runs	2023-24
Rice	8
Opponents	5

2023-24 BOX SCORES

1 ST. THOMAS RICE 57 101 NOV. 7, 2023 ATTENDANCE: 1,746

2 HARVARD RICE 89 76 NOV. 10, 2023 ATTENDANCE: 2,474

3 RICE NO. 19 TEXAS 64 80 NOV. 15, 2023 ATTENDANCE: 10,554

HOUSTON, TEXAS • TUDOR FIELDHOUSE

HOUSTON, TEXAS • TUDOR FIELDHOUSE

AUSTIN, TEXAS • MOODY CENTER

Official Basketball Box Score - Final St. Thomas (TX) at Rice

Official Basketball Box Score - Final Harvard at Rice

Official Basketball Box Score - Final Rice at Texas

Technical Fouls: NONE Shooting By Period St. Thomas (TX) - 57

Technical Fouls: NONE Shooting By Period Harvard at Rice

Technical Fouls: NONE Shooting By Period Rice at Texas

Biggest lead 11 (11:17) Rice Points from Turnovers 4 (2:11)

Biggest lead 18 (11:42) Rice Points from Turnovers 12 (10:10)

Biggest lead 12 (11:00) Rice Points from Turnovers 12 (11:00)

4 INDIANA STATE RICE 103 88 NOV. 21, 2023 ATTENDANCE: 1,007 HENDERSON, NEV. • DOLLAR LOAN CENTER

5 RICE NEW MEXICO 56 90 NOV. 22, 2023 ATTENDANCE: 1,634 HENDERSON, NEV. • DOLLAR LOAN CENTER

6 UC-IRVINE RICE 83 68 NOV. 24, 2023 ATTENDANCE: 1,584 HENDERSON, NEV. • DOLLAR LOAN CENTER

HOUSTON, TEXAS • TUDOR FIELDHOUSE

HOUSTON, TEXAS • TUDOR FIELDHOUSE

HOUSTON, TEXAS • TUDOR FIELDHOUSE

Official Basketball Box Score - Final Indiana St. at Rice

Official Basketball Box Score - Final Rice at New Mexico

Official Basketball Box Score - Final UC Irvine at Rice

Technical Fouls: NONE Shooting By Period Indiana St. - 103

Technical Fouls: NONE Shooting By Period Rice at New Mexico

Technical Fouls: NONE Shooting By Period UC Irvine at Rice

Biggest lead 23 (11:46) Rice Points from Turnovers 11 (11:46)

Biggest lead 11 (11:26) Rice Points from Turnovers 7 (11:26)

Biggest lead 12 (11:00) Rice Points from Turnovers 12 (11:00)

LIVESTATS

LIVESTATS

LIVESTATS

2023-24 BOX SCORES

7 UT-MARTIN RICE ATTENDANCE: 1,656 HOUSTON, TEXAS • TUDOR FIELDHOUSE

NCAA Official Basketball Box Score - Final UT Martin at Rice 12/30/23

Technical Fouls: NONE Shooting By Period: 1st 50.0%, 2nd 59.2%, 3rd 51.9%

Biggest lead: 2 (1st 11:38) 32 (2nd 5:03) Points from Turnovers: 25 (40)



8 HOUSTON CHRISTIAN RICE ATTENDANCE: 1,730 HOUSTON, TEXAS • TUDOR FIELDHOUSE

NCAA Official Basketball Box Score - Final Houston Christian at Rice 12/27/23

Technical Fouls: NONE Shooting By Period: 1st 36.4%, 2nd 28%, 3rd 28%

Biggest lead: 13 (1st 9:03) 14 (2nd 4:41) Points from Turnovers: 18



9 RICE HOUSTON ATTENDANCE: 7,159 HOUSTON, TEXAS • FERTITTA CENTER

NCAA Official Basketball Box Score - Final Rice at Houston 12/22/23

Technical Fouls: NONE Shooting By Period: 1st 41.2%, 2nd 30.9%, 3rd 28.6%

Biggest lead: 11 (1st 12:12) 39 (2nd 4:51) Points from Turnovers: 15



10 INCARNATE WORD RICE ATTENDANCE: 3,466 HOUSTON, TEXAS • TUDOR FIELDHOUSE

NCAA Official Basketball Box Score - Final Incarnate Word at Rice 12/13/23

Technical Fouls: NONE Shooting By Period: 1st 38.5%, 2nd 33.3%, 3rd 33.3%

Biggest lead: 2 (1st 11:38) 32 (2nd 5:03) Points from Turnovers: 25



11 RICE NORTHWESTERN STATE ATTENDANCE: 333 NATCHITOCHEES, LA • PRATER COLISEUM

NCAA Official Basketball Box Score - Final Rice at Northwestern State 12/16/2023

Technical Fouls: NONE Shooting By Period: 1st 46.7%, 2nd 22.2%, 3rd 43.2%

Biggest lead: 10 (2nd 12:45) 47 (2nd 6:58) Points from Turnovers: 13



12 PRAIRIE VIEW A&M RICE ATTENDANCE: 7,117 HOUSTON, TEXAS • TUDOR FIELDHOUSE

NCAA Official Basketball Box Score - Final Prairie View at Rice 12/20/2023

Technical Fouls: NONE Shooting By Period: 1st 31.0%, 2nd 29.2%, 3rd 31.0%

Biggest lead: 3 (1st 15:12) 10 (1st 5:15) Points from Turnovers: 15



2023-24 BOX SCORES

13 LOUISIANA RICE
DEC. 22, 2023 ATTENDANCE: 2,232

14 RICE TULANE
JAN. 3, 2024 ATTENDANCE: 1,232

15 UTSA RICE
JAN. 6, 2024 ATTENDANCE:

HOUSTON, TEXAS • TUDOR FIELDHOUSE

NEW ORLEANS, LA. • AVRON B. FOGELMAN ARENA

HOUSTON, TEXAS • JERABECK CENTER

Official Basketball Box Score - Final
Louisiana at Rice
12/22/23 7:00 PM, Houston, Texas
2023-24 Men's Basketball

Official Basketball Box Score - Final
Rice at Tulane
01/03/24 Avron B. Fogelman Arena @ David H. Ross Hall, New Orleans
2023-24 Men's Basketball

NO.	Name	Min	FG	3P	FT	Rebounds	Fouls	TP	AS	TS	Blocks	PTS
1	Joe Charles	17	2-7	1-2	1-2	11	2	1	2	4	3	0
4	Kobe Jalen	30:28	6-10	3-6	4-6	3	2	5	2	4	1	19
34	Hosana Kibanga	6:25	6-11	0-0	2-2	4	5	2	12	3	2	12
0	Thomas Fuks	0:29:31	4-8	0-1	2-0	1	3	4	3	1	10	9
22	Kenneth Garrett	35:59	4-7	4-7	0-0	2	2	2	12	2	0	11
23	Kyran Raffi	06:16	0-0	0-0	0-1	1	1	1	0	0	0	0
2	Michael Thomas	10:27	0-1	0-0	0-0	2	2	2	0	1	1	0
10	Blake Butler	29:12	4-8	3-6	4-4	1	3	4	2	5	1	1
13	Brandon Hardy	04:01	2-3	1-2	0-0	0	0	0	0	0	0	5
Team												
Totals												

NO.	Name	Min	FG	3P	FT	Rebounds	Fouls	TP	AS	TS	Blocks	PTS
15	Max Frazier	25:11	0-4	0-1	0-0	2	4	4	2	0	3	0
24	Keanu Dawes	25:55	3-5	2-3	4-4	0	3	3	2	12	1	11
2	Mehi Mason	26:26	3-4	1-2	2-2	0	1	1	1	1	1	8
3	Travis Ewee	31:53	5-14	3-9	1-1	0	0	0	2	3	14	4
23	Alem Husainovic	25:45	4-9	2-6	0-0	0	1	1	0	1	0	10
4	Anthony Selden	24:49	1-4	0-1	0-0	0	3	2	0	2	0	2
13	Andrew Akuchie	13:43	2-3	0-0	2-2	3	5	2	1	6	0	6
21	Galus Warren	10:05	0-2	0-1	2-4	3	1	4	0	3	2	0
1	Noah Shabby	13:27	0-4	0-4	0-0	0	0	0	0	0	1	0
22	Jackson Prokasky	03:51	1-1	0-0	0-0	1	0	1	0	2	0	2
11	Heathy Utochukwu	02:48	0-0	0-0	0-0	2	2	1	1	2	0	0
12	Camp Wagner	02:48	0-0	0-0	0-0	0	0	0	0	0	0	0
Team												
Totals												

Record: 6-7
Technical Fouls: NONE

NO.	Name	Min	FG	3P	FT	Rebounds	Fouls	TP	AS	TS	Blocks	PTS
15	Max Frazier	13:20	5-10	0-0	5-7	3	2	5	3	8	1	11
24	Keanu Dawes	33:05	5-11	4-7	4-4	1	6	7	2	18	1	11
2	Mehi Mason	25:07	2-9	0-4	4-7	3	0	3	0	8	4	2
3	Travis Ewee	36:17	4-11	3-6	0-0	0	3	3	2	4	11	3
23	Alem Husainovic	23:24	3-7	0-4	0-0	0	0	0	0	9	0	6
9	Span Anaku	17:28	0-1	0-1	0-0	0	2	2	2	0	0	0
4	Anthony Selden	10:51	0-2	0-1	0-0	1	2	3	0	0	2	0
13	Andrew Akuchie	06:08	0-1	0-0	1-1	2	0	0	1	2	1	1
1	Noah Shabby	13:27	1-3	1-3	0-0	0	1	1	0	3	0	1
Team												
Totals												

Record: 6-8 (0-1)
Technical Fouls: NONE

NO.	Name	Min	FG	3P	FT	Rebounds	Fouls	TP	AS	TS	Blocks	PTS
5	Collin Holloway	25:41	7-11	1-3	3-3	1	2	3	2	3	18	1
24	Kevin Cross	34:48	7-12	0-2	2-2	2	8	10	3	18	5	2
1	Shon James	32:54	4-8	2-4	1-2	1	5	0	4	12	6	2
12	Kobay King	32:33	6-10	3-4	1-2	2	5	7	2	3	16	4
25	Jaylan Forbes	36:01	5-12	2-7	0-0	0	4	6	2	12	5	1
2	Giang Glenn III	14:50	2-4	0-2	0-0	2	1	3	1	4	1	2
22	Ashley Woods	08:25	2-3	0-1	0-0	0	0	0	0	4	1	0
23	Renz Daniels	05:16	1-1	0-0	0-1	0	0	0	2	1	0	0
3	Mize Panoram	01:56	0-1	0-0	0-0	0	0	0	0	0	0	0
11	Jordan Wood	01:56	0-0	0-0	0-0	0	0	0	0	0	0	0
Team												
Totals												

Technical Fouls: NONE

UL	Rice
Biggest Lead	17 (1 st 5:52) (1 st 20:00)
Best Scoring Run	9 (1 st 9:25) (3 rd 01:06)
Lead Changes	2
Times Tied	0
Time with Lead	35:17

Technical Fouls: NONE

UL	Rice	TLN
Biggest Lead	2 (1 st 19:00) (3 rd 02:16)	13
Best Scoring Run	12 (1 st 19:22) (3 rd 02:35)	18
Lead Changes	1	13
Times Tied	2	0
Time with Lead	00:56	37:24

Points from Turnovers	UL	Rice
UL	40	44
Rice	35	41

Points from Turnovers	RIC	TLN
RIC	13	15
TLN	37	47



16 RICE SOUTH FLORIDA
JAN. 12, 2024 ATTENDANCE:

17 CHARLOTTE RICE
JAN. 16, 2024 ATTENDANCE:

18 RICE TEMPLE
JAN. 20, 2024 ATTENDANCE:

TAMPA, FLA. • YUENGLING CENTER

HOUSTON, TEXAS • TUDOR FIELDHOUSE

PHILADELPHIA, PA. • LIACOURAS CENTER



0

**SAM
ALAJIKI**

Dundalk, Ireland
California
St. Benedict's Prep (N.J.)

Forward / 6-7 / 230 / Junior

2023-24 (JUNIOR)

- Transfer from California
- Scored a team-high 16 points on 5-of-5 from three vs. St. Thomas, tying the third-most threes without a miss in school history (11/7)
- Grabbed a season-high six rebounds against UT-Martin (11/30)
- Had eight points and five rebounds versus Incarnate Word (12/13)

CAREER HIGHS

Points	19	vs. Stanford (1/6/23)
FG Made	7	vs. Stanford (1/6/23)
FG Att.	11	vs. Arizona State (2/11/23)
3-Pt. FG	5	2x, last vs. St. Thomas (11/7/23)
3-Pt. Att.	7	2x, last vs. Arizona State (2/11/23)
Free Throws	4	vs. TCU (11/25/22)
Free Throw Att.	5	vs. TCU (11/25/22)
Rebounds	11	at Stanford (1/28/23)
Assists	4	vs. Texas State (11/21/22)
Steals	2	2x, last vs. Stanford (1/6/23)
Blocks	3	2x, last vs. UC Davis (11/7/22)
Minutes	35	2x, last vs. Washington State (3/8/23)

2023-24 SEASON HIGHS

Points	17	vs. St. Thomas (11/7/23)
FG Made	5	vs. St. Thomas (11/7/23)
FG Att.	6	vs. Incarnate Word (12/13/23)
3-Pt. FG	5	vs. St. Thomas (11/7/23)
3-Pt. Att.	5	vs. St. Thomas (11/7/23)
Free Throws	2	2x, last at Texas (11/15/23)
Free Throw Att.	2	3x, last vs. Incarnate Word (12/13/23)
Rebounds	6	vs. UT-Martin (11/30/23)
Assists	2	vs. St. Thomas (11/7/23)
Steals	1	2x, last vs. Indiana State (11/21/23)
Blocks	2	at Northwestern State (12/16/23)
Minutes	25	vs. Prairie View A&M (12/20/23)

MISCELLANEOUS STATS

CATEGORY	2023-24	CAREER
Double-Figure Scoring	1	9
Double-Figure Rebounds	-	1
Double-Figure Assists	-	-
Double-Doubles	-	1
Led Rice in Scoring	1	1
Led Rice in Rebounding	-	-
Led Rice in Assists	-	-
20-Point Games	-	-
5+ Assists	-	-
3+ three-pointers	1	6

ALAJIKI'S GAME-BY-GAME STATS

Opponent	Date	GS	MIN	Total		3-Pointers		Free throws		Rebounds				PF	A	TO	BLK	STL	PTS	AVG
				FG-FGA	PCT	3FG-3FGA	PCT	FT-FTA	PCT	OFF	DEF	TOT	AVG							
St. Thomas (TX)	11/07/2023		15:35	5-5	1.000	5-5	1.000	2-2	1.000	0	3	3	3.0	1	2	0	0	0	17	17.0
Harvard	11/10/2023		22:52	1-5	.200	0-3	.000	0-1	.000	0	4	4	3.5	3	0	1	0	1	2	9.5
at Texas	11/15/2023		18:35	2-5	.400	1-3	.333	2-2	1.000	3	1	4	3.7	2	0	1	0	0	7	8.7
vs Indiana St.	11/21/2023		20:51	2-4	.500	1-3	.333	0-0	.000	1	0	1	3.0	1	0	3	1	1	5	7.8
vs New Mexico	11/22/2023		16:16	1-5	.200	0-3	.000	0-0	.000	1	0	1	2.6	1	0	0	0	0	2	6.6
vs UC Irvine	11/24/2023		16:05	1-4	.250	0-3	.000	0-0	.000	0	1	1	2.3	3	1	1	0	0	2	5.8
UT Martin	11/30/2023		11:07	2-3	.667	1-2	.500	0-0	.000	2	4	6	2.9	3	0	0	0	0	5	5.7
Houston Christian	12/02/2023		16:47	0-2	.000	0-2	.000	0-0	.000	0	4	4	3.0	3	0	0	1	0	0	5.0
at Houston	12/06/2023		18:58	0-1	.000	0-1	.000	0-0	.000	0	1	1	2.8	1	1	0	0	0	0	4.4
UIW	12/13/2023		18:04	3-6	.500	1-4	.250	1-2	.500	2	3	5	3.0	1	1	0	0	0	8	4.8
at Northwestern St.	12/16/2023		22:36	3-4	.750	1-2	.500	0-0	.000	1	2	3	3.0	3	1	0	2	0	7	5.0
Prairie View	12/20/2023		24:39	2-4	.500	1-3	.333	0-0	.000	0	4	4	3.1	1	0	0	1	0	5	5.0
Louisiana	12/22/2023		17:38	0-1	.000	0-1	.000	0-0	.000	0	2	2	3.0	2	0	2	0	0	0	4.6
Totals		0	240:04	22-49	.449	11-35	.314	5-7	.714	10	29	39	3.0	25	6	8	5	2	60	4.6

ALAJIKI'S CAREER STATS

SEASON	TEAM	GP-GS	MIN/AVG	Field Goals		3-Point		F-Throws		Rebounds				Scoring						
				FG-FGA	FG%	3FG-3FGA	3FG%	FT-FTA	FT%	OFF	DEF	TOT	AVG	PF-FO	A	TO	BLK	STL	PTS	AVG
2021-22	Cal	30-4	372/12.4	31-68	.456	20-40	.500	10-16	.625	13	44	57	1.9	29-0	12	20	6	8	92	3.1
2022-23	Cal	29-14	696/24.0	62-159	.390	33-92	.359	19-34	.559	25	79	104	3.6	46-0	20	27	16	11	176	6.1
2023-24	Rice	13-0	240/18.5	22-49	.449	11-35	.314	5-7	.714	10	29	39	3.0	25-0	6	8	5	2	60	4.6
TOTAL FOR Rice		13-0	240/18.5	22-49	.449	11-35	.314	5-7	.714	10	29	39	3.0	25-0	6	8	5	2	60	4.6
TOTAL		72-18	1307/18.2	115-276	.417	64-167	.383	34-57	.596	48	152	200	2.8	100-0	38	55	27	21	328	4.6



1

**NOAH
SHELBY**

McKinney, Texas
Vanderbilt
Greenhill School

Guard / 6-3 / 185 / Sophomore

2023-24 (SOPHOMORE)

- Transfer from Vanderbilt
- Had career-highs of 14 points and four assists vs. St. Thomas (11/7)
- Scored seven points and had two steals at No. 19 Texas (11/15)
- Made first career start against New Mexico (11/22), scoring five points and grabbing a career-high four rebounds

CAREER HIGHS

Points	14	vs. St. Thomas (11/7/23)
FG Made	4	2x, last vs. St. Thomas (11/7/23)
FG Att.	9	vs. Indiana State (11/21/23)
3-Pt. FG	4	vs. Southeastern Louisiana (12/30/22)
3-Pt. Att.	8	vs. Southeastern Louisiana (12/30/22)
Free Throws	3	2x, last vs. St. Thomas (11/7/23)
Free Throw Att.	4	vs. Morehead State (11/18/22)
Rebounds	4	vs. New Mexico (11/22/23)
Assists	4	vs. St. Thomas (11/7/23)
Steals	2	2x, last vs. Indiana State (11/21/23)
Blocks		
Minutes	24	vs. Indiana State (11/21/23)

2023-24 SEASON HIGHS

Points	14	vs. St. Thomas (11/7/23)
FG Made	4	vs. St. Thomas (11/7/23)
FG Att.	9	vs. Indiana State (11/21/23)
3-Pt. FG	3	vs. St. Thomas (11/7/23)
3-Pt. Att.	7	2x, last vs. New Mexico (11/22/23)
Free Throws	3	vs. St. Thomas (11/7/23)
Free Throw Att.	3	vs. St. Thomas (11/7/23)
Rebounds	4	2x, last vs. UT-Martin (11/30/23)
Assists	4	vs. St. Thomas (11/7/23)
Steals	2	2x, last vs. Indiana State (11/21/23)
Blocks		
Minutes	24	vs. Indiana State (11/21/23)

MISCELLANEOUS STATS


CATEGORY	2023-24	CAREER
Double-Figure Scoring	1	3
Double-Figure Rebounds	-	-
Double-Figure Assists	-	-
Double-Doubles	-	-
Led Rice in Scoring	-	-
Led Rice in Rebounding	-	-
Led Rice in Assists	-	-
20-Point Games	-	-
5+ Assists	-	-
3+ three-pointers	1	2

SHELBY'S GAME-BY-GAME STATS

Opponent	Date	GS	MIN	Total		3-Pointers		Free throws		Rebounds				PF	A	TO	BLK	STL	PTS	AVG	
				FG-FGA	PCT	3FG-3FGA	PCT	FT-FTA	PCT	OFF	DEF	TOT	AVG								
St. Thomas (TX)	11/07/2023		15:34	4-7	.571	3-4	.750	3-3	1.000	0	0	0	0.0	0	4	0	0	14	14.0		
Harvard	11/10/2023		09:10	1-3	.333	1-1	1.000	2-2	1.000	0	1	1	0.5	1	0	0	0	5	9.5		
at Texas	11/15/2023		16:52	2-8	.250	1-7	.143	2-2	1.000	0	2	2	1.0	0	0	0	2	7	8.7		
vs Indiana St.	11/21/2023		23:32	3-9	.333	1-3	.333	0-0	.000	0	0	0	0.8	1	3	0	0	2	7	8.3	
vs New Mexico	11/22/2023	*	23:17	1-8	.125	1-7	.143	2-2	1.000	0	4	4	1.4	1	1	2	0	0	5	7.6	
vs UC Irvine	11/24/2023		09:23	1-1	1.000	0-0	.000	0-0	.000	0	1	1	1.3	0	0	1	0	1	2	6.7	
UT Martin	11/30/2023		21:03	2-5	.400	2-2	1.000	0-0	.000	0	4	4	1.7	2	1	2	0	1	6	6.6	
Houston Christian	12/02/2023		05:04	0-1	.000	0-1	.000	0-0	.000	0	1	1	1.6	0	0	0	0	1	0	5.8	
UIW	12/13/2023		07:28	0-2	.000	0-2	.000	0-0	.000	0	2	2	1.7	1	0	0	0	0	0	5.1	
at Northwestern St.	12/16/2023		09:10	2-4	.500	1-1	1.000	0-0	.000	1	0	1	1.6	0	2	1	0	0	5	5.1	
Prairie View	12/20/2023		14:20	2-4	.500	1-3	.333	0-0	.000	0	1	1	1.5	0	1	0	0	5	5.1		
Louisiana	12/22/2023		13:38	1-3	.333	1-3	.333	0-0	.000	0	1	1	1.5	1	0	0	0	1	3	4.9	
at Tulane	01/03/2024		13:27	0-4	.000	0-4	.000	0-0	.000	0	0	0	1.4	0	1	1	0	0	0	4.5	
Totals			1	181:58	19-59	.322	12-38	.316	9-9	1.000	1	17	18	1.4	7	12	8	0	8	59	4.5

SHELBY'S CAREER STATS

SEASON	TEAM	GP-GS	MIN/AVG	Field Goals		3-Point		F-Throws		Rebounds				Scoring						
				FG-FGA	FG%	3FG-3FGA	3FG%	FT-FTA	FT%	OFF	DEF	TOT	AVG	PF-FO	A	TO	BLK	STL	PTS	AVG
2022-23	Vandy	14-0	126/9.0	16-51	.314	14-45	.311	6-9	.667	1	6	7	0.5	9-0	3	1	0	1	52	3.7
2023-24	Rice	13-1	182/14.0	19-59	.322	12-38	.316	9-9	1.000	1	17	18	1.4	7-0	12	8	0	8	59	4.5
TOTAL FOR Rice		13-1	182/14.0	19-59	.322	12-38	.316	9-9	1.000	1	17	18	1.4	7-0	12	8	0	8	59	4.5
TOTAL		27-1	308/11.4	35-110	.318	26-83	.313	15-18	.833	2	23	25	0.9	16-0	15	9	0	9	111	4.1



**MEKHI
MASON**

Gilbert, Ariz.
Compass Prep

2

2023-24 (SOPHOMORE)

- Had seven points and six rebounds vs. St. Thomas (11/7)
- Led the team with 20 points and five assists while tying a career-high with four three-pointers against Harvard (11/10)
- Grabbed a team-high six rebounds at No. 19 Texas (11/15)
- Had a team-high 17 points versus New Mexico (11/22)
- Scored 16 points against UC-Irvine (11/24)
- Had 17 points and tied a season-high with six rebounds vs. UT-Martin (11/30)
- Scored 17 points and had three steals against Houston Christian (12/2)
- Tied a season-high with six rebounds at No. 3 Houston (12/6)
- Scored 14 points and had four rebounds at Northwestern State (12/16)

Guard / 6-5 / 195 / Sophomore

CAREER HIGHS

Points	25	vs. Houston Christian (11/21/22)
FG Made	10	vs. Houston Christian (11/21/22)
FG Att.	18	vs. Houston Christian (12/2/23)
3-Pt. FG	4	2x, last vs. Harvard (11/10/23)
3-Pt. Att.	7	4x, last at Tulane (1/30/24)
Free Throws	7	vs. UT-Martin (11/30/23)
Free Throw Att.	9	vs. UT-Martin (11/30/23)
Rebounds	11	vs. Georgia Southern (11/18/22)
Assists	8	vs. Jarvis Christian (12/19/22)
Steals	4	3x, last vs. Duquesne (3/19/23)
Blocks	3	vs. Prairie View A&M (12/20/23)
Minutes	43	at UTEP (12/31/22)

2023-24 SEASON HIGHS

Points	20	vs. Harvard (11/10/23)
FG Made	7	vs. Harvard (11/10/23)
FG Att.	18	vs. Houston Christian (12/2/23)
3-Pt. FG	4	vs. Harvard (11/10/23)
3-Pt. Att.	7	3x, last at Tulane (1/30/24)
Free Throws	7	vs. UT-Martin (11/30/23)
Free Throw Att.	9	vs. UT-Martin (11/30/23)
Rebounds	6	4x, last at Houston (12/6/23)
Assists	5	vs. Harvard (11/10/23)
Steals	3	vs. Houston Christian (12/2/23)
Blocks	3	vs. Prairie View A&M (12/20/23)
Minutes	35	vs. Incarnate Word (12/13/23)

MISCELLANEOUS STATS

CATEGORY	2023-24	CAREER
Double-Figure Scoring	9	24
Double-Figure Rebounds	-	1
Double-Figure Assists	-	-
Double-Doubles	-	1
Led Rice in Scoring	2	6
Led Rice in Rebounding	2	5
Led Rice in Assists	3	9
20-Point Games	1	3
5+ Assists	1	4
3+ three-pointers	1	3

MASON'S GAME-BY-GAME STATS

Opponent	Date	GS	MIN	Total		3-Pointers		Free throws		Rebounds				PF	A	TO	BLK	STL	PTS	AVG	
				FG-FGA	PCT	3FG-3FGA	PCT	FT-FTA	PCT	OFF	DEF	TOT	AVG								
St. Thomas (TX)	11/07/2023	*	25:20	3-7	.429	1-5	.200	0-0	.000	1	5	6	6.0	0	2	1	0	1	7	7.0	
Harvard	11/10/2023	*	33:39	7-14	.500	4-7	.571	2-4	.500	0	2	2	4.0	2	5	1	1	1	20	13.5	
at Texas	11/15/2023	*	29:12	2-9	.222	0-2	.000	1-2	.500	1	5	6	4.7	2	2	3	0	0	5	10.7	
vs Indiana St.	11/21/2023	*	18:30	3-8	.375	0-2	.000	4-5	.800	0	2	2	4.0	4	1	3	1	0	10	10.5	
vs New Mexico	11/22/2023	*	29:08	5-11	.455	2-4	.500	5-6	.833	0	4	4	4.0	1	3	2	0	0	17	11.8	
vs UC Irvine	11/24/2023	*	22:18	6-9	.667	1-1	1.000	3-6	.500	0	2	2	3.7	4	2	2	0	0	16	12.5	
UT Martin	11/30/2023	*	28:14	5-17	.294	0-7	.000	7-9	.778	0	6	6	4.0	0	3	2	0	1	17	13.1	
Houston Christian	12/02/2023	*	29:11	6-18	.333	1-6	.167	4-6	.667	1	3	4	4.0	4	1	2	0	3	17	13.6	
at Houston	12/06/2023	*	21:22	1-7	.143	1-2	.500	0-0	.000	1	5	6	4.2	0	0	3	0	0	3	12.4	
UIW	12/13/2023	*	35:02	4-13	.308	1-6	.167	5-5	1.000	2	3	5	4.3	1	3	3	0	1	14	12.6	
at Northwestern St.	12/16/2023	*	32:18	6-12	.500	2-5	.400	0-0	.000	2	2	4	4.3	2	2	3	1	0	14	12.7	
Prairie View	12/20/2023	*	30:16	6-11	.545	2-4	.500	0-0	.000	2	2	4	4.3	4	3	4	3	1	14	12.8	
Louisiana	12/22/2023	*	25:07	2-9	.222	0-4	.000	4-7	.571	3	0	3	4.2	0	4	2	1	0	8	12.5	
at Tulane	01/03/2024	*	26:35	3-14	.214	1-7	.143	2-2	1.000	0	1	1	3.9	0	1	2	2	1	9	12.2	
Totals			14	386:11	59-159	.371	16-62	.258	37-52	.712	13	42	55	3.9	24	32	33	9	9	171	12.2

MASON'S CAREER STATS

SEASON	TEAM	GP-GS	MIN/AVG	Field Goals		3-Point		F-Throws		Rebounds				Scoring						
				FG-FGA	FG%	3FG-3FGA	3FG%	FT-FTA	FT%	OFF	DEF	TOT	AVG	PF-FO	A	TO	BLK	STL	PTS	AVG
2022-23	Rice	35-35	1017/29.1	126-292	.432	42-112	.375	52-79	.658	17	91	108	3.1	78-2	68	72	10	27	346	9.9
2023-24	Rice	14-14	386/27.6	59-159	.371	16-62	.258	37-52	.712	13	42	55	3.9	24-0	32	33	9	9	171	12.2
TOTAL		49-49	1403/28.6	185-451	.410	58-174	.333	89-131	.679	30	133	163	3.3	102-2	100	105	19	36	517	10.6



3

**TRAVIS
EEVE**

Randolph, Mass.
VMI
Vermont Academy

Guard / 6-1 / 180 / 5th Year Senior

2023-24 (5TH YEAR SENIOR)

- AAC Honor Roll (Dec. 4)
- One of two active players with 1,900 career points, 300 career rebounds, 300 career assists and 150 steals.
- Rice's all-time leader in three-pointers made with 265
- Scored 10 points against St. Thomas (11/7)
- Had 11 points and three rebounds against Harvard (11/10)
- Scored 11 points and had four assists at No. 19 Texas (11/15)
- Scored a season-high 25 points, including 9-of-9 from the free throw line, against Indiana State (11/21)
- Scored a team-high 17 points and had a season-high six rebounds versus UC-Irvine (11/24)
- Set or tied season-highs with 29 points, 10 field goals, five three-pointers and four assists against UT-Maritn (11/30)
- Against UT-Martin, set the Rice career record for three-pointers
- Scored a game-high 18 points with three rebounds, two assists and two steals vs. Houston Christian (12/2)
- Tied season-highs with 29 points and three steals against Incarnate Word (12/16)
- Became the 10th player in school history with 1,500 points
- Scored a game-high 28 points with five rebounds and four assists versus Prairie View A&M (12/20)
- Led the Owls with 14 points and four assists at Tulane (1/3)

CAREER HIGHS

Points	36	vs. UTSA (1/1/21)
FG Made	13	vs. UTSA (1/1/21)
FG Att.	21	at Texas (12/12/22)
3-Pt. FG	8	vs. UTSA (1/1/21)
3-Pt. Att.	14	at FIU (2/19/22)
Free Throws	13	vs. UAB (1/8/22)
Free Throw Att.	14	vs. UAB (1/8/22)
Rebounds	8	vs. Incarnate Word (12/16/21)
Assists	8	vs. Incarnate Word (12/16/21)
Steals	5	vs. North Texas (2/4/23)
Blocks	2	at Samford (2/29/20)
Minutes	44	vs. Louisiana Tech (1/5/23)

2023-24 SEASON HIGHS

Points	29	2x, last vs. Incarnate Word (12/13/23)
FG Made	12	vs. Incarnate Word (12/13/23)
FG Att.	17	3x, last vs. Prairie View A&M (12/20/23)
3-Pt. FG	5	vs. UT-Martin (11/30/23)
3-Pt. Att.	9	2x, last at Tulane (1/30/24)
Free Throws	9	vs. Indiana State (11/21/23)
Free Throw Att.	9	vs. Indiana State (11/21/23)
Rebounds	6	vs. UC-Irvine (11/24/23)
Assists	4	4x, last at Tulane (1/30/24)
Steals	3	2x, last vs. Incarnate Word (12/13/23)
Blocks	1	2x, last at Tulane (1/30/24)
Minutes	38	vs. Houston Christian (12/2/23)

MISCELLANEOUS STATS

CATEGORY	2023-24	CAREER
Double-Figure Scoring	12	106
Double-Figure Rebounds	-	-
Double-Figure Assists	-	-
Double-Doubles	-	-
Led Rice in Scoring	7	31
Led Rice in Rebounding	-	1
Led Rice in Assists	3	24
20-Point Games	4	32
5+ Assists	-	20
3+ three-pointers	4	59

EEVE'S GAME-BY-GAME STATS

Opponent	Date	GS	MIN	Total		3-Pointers		Free throws		Rebounds			PF	A	TO	BLK	STL	PTS	AVG		
				FG-FGA	PCT	3FG-3FGA	PCT	FT-FTA	PCT	OFF	DEF	TOT								AVG	
St. Thomas (TX)	11/07/2023	*	19:34	4-10	.400	2-6	.333	0-0	.000	0	1	1	1.0	0	3	0	0	1	10	10.0	
Harvard	11/10/2023	*	34:48	2-14	.143	1-7	.143	6-8	.750	0	3	3	2.0	3	1	2	0	2	11	10.5	
at Texas	11/15/2023	*	29:45	3-9	.333	0-2	.000	5-5	1.000	0	2	2	2.0	1	4	2	0	3	11	10.7	
vs Indiana St.	11/21/2023	*	26:47	7-14	.500	2-5	.400	9-9	1.000	0	3	3	2.3	1	1	4	0	0	25	14.3	
vs New Mexico	11/22/2023	*	32:36	5-11	.455	2-6	.333	3-4	.750	0	4	4	2.6	0	2	2	0	2	15	14.4	
vs UC Irvine	11/24/2023	*	36:29	6-16	.375	2-5	.400	3-3	1.000	1	5	6	3.2	2	1	0	0	0	17	14.8	
UT Martin	11/30/2023	*	26:51	10-17	.588	5-9	.556	4-4	1.000	0	5	5	3.4	1	4	1	0	2	29	16.9	
Houston Christian	12/02/2023	*	38:28	7-17	.412	2-8	.250	2-6	.333	0	3	3	3.4	1	2	2	1	2	18	17.0	
at Houston	12/06/2023	*	31:37	1-12	.083	1-8	.125	0-0	.000	0	1	1	3.1	0	2	2	0	1	3	15.4	
UIW	12/13/2023	*	31:60	12-16	.750	3-7	.429	2-2	1.000	0	3	3	3.1	1	0	0	0	3	29	16.8	
at Northwestern St.	12/16/2023	*	29:48	3-10	.300	1-7	.143	1-1	1.000	1	4	5	3.3	1	2	0	0	1	8	16.0	
Prairie View	12/20/2023	*	32:37	11-17	.647	2-6	.333	4-4	1.000	0	5	5	3.4	1	4	1	0	1	28	17.0	
Louisiana	12/22/2023	*	36:17	4-11	.364	3-6	.500	0-0	.000	0	3	3	3.4	2	3	3	0	0	11	16.5	
at Tulane	01/03/2024	*	31:53	5-14	.357	3-9	.333	1-1	1.000	0	0	0	3.1	2	4	4	1	1	14	16.4	
Totals			14	439:30	80-188	.426	29-91	.319	40-47	.851	2	42	44	3.1	16	33	23	2	19	229	16.4

EEVE'S CAREER STATS

SEASON	TEAM	GP-GS	MIN/AVG	Field Goals		3-Point		F-Throws		Rebounds				Scoring						
				FG-FGA	FG%	3FG-3FGA	3FG%	FT-FTA	FT%	OFF	DEF	TOT	AVG	PF-FO	A	TO	BLK	STL	PTS	AVG
2019-20	VMI	33-22	955/28.9	143-324	.441	77-213	.362	53-66	.803	11	65	76	2.3	68-0	78	62	3	47	416	12.6
2020-21	Rice	26-26	805/31.0	118-292	.404	74-187	.396	46-55	.836	6	50	56	2.2	50-0	61	46	4	30	356	13.7
2021-22	Rice	33-32	1070/32.4	146-343	.426	86-227	.379	71-85	.835	10	92	102	3.1	73-1	92	63	3	35	449	13.6
2022-23	Rice	35-35	1186/33.9	177-425	.416	79-227	.348	113-138	.819	9	60	69	2.0	81-1	94	70	3	41	546	15.6
2023-24	Rice	14-14	439/31.4	80-188	.426	29-91	.319	40-47	.851	2	42	44	3.1	16-0	33	23	2	19	229	16.4
TOTAL FOR Rice		108-107	3501/32.4	521-1248	.417	268-732	.366	270-325	.831	27	244	271	2.5	220-2	280	202	12	125	1580	14.6
TOTAL		141-129	4455/31.6	664-1572	.422	345-945	.365	323-391	.826	38	309	347	2.5	288-2	358	264	15	172	1996	14.2



ANTHONY SELDEN

Boston, Mass.
Gardner-Webb
Tilton School (N.H.)

Guard / 6-6 / 225 / Graduate Student

4

2023-24 (GRADUATE STUDENT)

- Transfer from Gardner-Webb
- Scored a season-high 18 points and made a career-high seven free throws against Harvard (11/10)
- Scored a team-high 17 points at No. 19 Texas (11/15)
- Grabbed a season-high five rebounds at Northwestern State (12/16)
- Scored 11 points versus Prairie View A&M (12/20)

CAREER HIGHS

Points	21	2x, last at USC Upstate (2/25/23)
FG Made	9	at USC Upstate (2/25/23)
FG Att.	15	2x, last at High Point (12/31/22)
3-Pt. FG	4	2x, last vs. North Carolina A&T (2/5/22)
3-Pt. Att.	9	vs. Campbell (1/4/21)
Free Throws	7	vs. Harvard (11/10/23)
Free Throw Att.	9	vs. Harvard (11/10/23)
Rebounds	12	vs. North Carolina A&T (2/5/22)
Assists	4	vs. Radford (1/29/22)
Steals	3	4x, last vs. Charleston Southern (12/29/22)
Blocks	5	2x, last at North Carolina Central (11/26/22)
Minutes	43	vs. Campbell (2/11/23)

2023-24 SEASON HIGHS

Points	18	vs. Harvard (11/10/23)
FG Made	6	at Texas (11/15/23)
FG Att.	10	2x, last vs. Prairie View A&M (12/20/23)
3-Pt. FG	2	at Texas (11/15/23)
3-Pt. Att.	4	2x, last vs. Prairie View A&M (12/20/23)
Free Throws	7	vs. Harvard (11/10/23)
Free Throw Att.	9	vs. Harvard (11/10/23)
Rebounds	5	at Northwestern State (12/16/23)
Assists	2	at Northwestern State (12/16/23)
Steals	1	6x, last at Northwestern State (12/16/23)
Blocks	2	at Texas (11/15/23)
Minutes	32	vs. UC-Irvine (11/24/23)

MISCELLANEOUS STATS

CATEGORY	2023-24	CAREER
Double-Figure Scoring	3	34
Double-Figure Rebounds	-	3
Double-Figure Assists	-	-
Double-Doubles	-	2
Led Rice in Scoring	1	1
Led Rice in Rebounding	-	-
Led Rice in Assists	-	-
20-Point Games	-	4
5+ Assists	-	-
3+ three-pointers	-	7

SELDEN'S GAME-BY-GAME STATS

Opponent	Date	GS	MIN	Total		3-Pointers		Free throws		Rebounds				PF	A	TO	BLK	STL	PTS	AVG	
				FG-FGA	PCT	3FG-3FGA	PCT	FT-FTA	PCT	OFF	DEF	TOT	AVG								
St. Thomas (TX)	11/07/2023	*	15:46	2-5	.400	0-1	.000	0-0	.000	2	1	3	3.0	0	0	0	0	0	4	4.0	
Harvard	11/10/2023	*	23:46	5-8	.625	1-2	.500	7-9	.778	3	1	4	3.5	4	1	2	1	1	18	11.0	
at Texas	11/15/2023	*	27:02	6-10	.600	2-4	.500	3-3	1.000	1	0	1	2.7	0	1	0	2	0	17	13.0	
vs Indiana St.	11/21/2023	*	16:47	2-5	.400	0-0	.000	0-0	.000	1	3	4	3.0	5	0	1	0	1	4	10.8	
vs New Mexico	11/22/2023		15:50	0-0	.000	0-0	.000	0-0	.000	0	2	2	2.8	2	1	3	0	0	0	8.6	
vs UC Irvine	11/24/2023	*	31:52	2-8	.250	0-2	.000	5-6	.833	0	1	1	2.5	4	1	2	1	1	9	8.7	
at Houston	12/06/2023		19:53	2-3	.667	0-0	.000	1-2	.500	1	3	4	2.7	4	0	3	0	1	5	8.1	
UIW	12/13/2023		11:15	0-1	.000	0-1	.000	0-1	.000	1	2	3	2.8	1	0	2	0	1	0	7.1	
at Northwestern St.	12/16/2023		23:00	2-3	.667	1-1	1.000	1-2	.500	1	4	5	3.0	0	2	3	0	1	6	7.0	
Prairie View	12/20/2023		20:37	4-10	.400	1-4	.250	2-2	1.000	1	2	3	3.0	1	0	1	0	0	11	7.4	
Louisiana	12/22/2023		10:51	0-2	.000	0-1	.000	0-0	.000	1	1	2	2.9	3	0	2	1	0	0	6.7	
at Tulane	01/03/2024		14:49	1-4	.250	0-1	.000	0-0	.000	0	3	3	2.9	2	1	0	0	0	2	6.3	
Totals			5	231:28	26-59	.441	5-17	.294	19-25	.760	12	23	35	2.9	26	7	19	5	6	76	6.3

SELDEN'S CAREER STATS

SEASON	TEAM	GP-GS	MIN/AVG	Field Goals		3-Point		F-Throws		Rebounds				Scoring						
				FG-FGA	FG%	3FG-3FGA	3FG%	FT-FTA	FT%	OFF	DEF	TOT	AVG	PF-FO	A	TO	BLK	STL	PTS	AVG
2020-21	GW	26-3	449/17.3	46-131	.351	25-87	.287	14-22	.636	13	51	64	2.5	40-1	14	22	16	10	131	5.0
2021-22	GW	30-1	704/23.5	82-186	.441	30-80	.375	29-44	.659	36	107	143	4.8	69-1	40	46	28	26	223	7.4
2022-23	GW	31-30	849/27.4	143-296	.483	26-87	.299	44-71	.620	42	93	135	4.4	81-1	29	67	29	22	356	11.5
2023-24	Rice	12-5	231/19.3	26-59	.441	5-17	.294	19-25	.760	12	23	35	2.9	26-1	7	19	5	6	76	6.3
TOTAL FOR Rice		12-5	231/19.3	26-59	.441	5-17	.294	19-25	.760	12	23	35	2.9	26-1	7	19	5	6	76	6.3
TOTAL		99-39	2233/22.6	297-672	.442	86-271	.317	106-162	.654	103	274	377	3.8	216-4	90	154	78	64	786	7.9



5

2023-24 (JUNIOR)

CAMERON SHEFFIELD

Alpharetta, Ga.
Chattahoochee HS

Guard/Forward / 6-6 / 195 / Junior

CAREER HIGHS

Points	17	at Louisiana Tech (2/26/21)
FG Made	5	2x, last vs. UTSA (2/16/23)
FG Att.	11	vs. UTSA (2/16/23)
3-Pt. FG	4	2x, last vs. UTSA (2/16/23)
3-Pt. Att.	9	vs. UTSA (2/16/23)
Free Throws	6	at UTEP (12/31/22)
Free Throw Att.	9	at UTEP (12/31/22)
Rebounds	16	at UTEP (12/31/22)
Assists	6	at Sam Houston State (12/19/20)
Steals	2	9x, last vs. Southern Utah (3/20/23)
Blocks	2	3x, last vs. Louisiana Tech (1/5/23)
Minutes	43	at UTEP (12/31/22)

2023-24 SEASON HIGHS

Points	_____
FG Made	_____
FG Att.	_____
3-Pt. FG	_____
3-Pt. Att.	_____
Free Throws	_____
Free Throw Att.	_____
Rebounds	_____
Assists	_____
Steals	_____
Blocks	_____
Minutes	_____

SHEFFIELD'S GAME-BY-GAME STATS

MISCELLANEOUS STATS

CATEGORY	2023-24	CAREER
Double-Figure Scoring	-	16
Double-Figure Rebounds	-	7
Double-Figure Assists	-	-
Double-Doubles	-	1
Led Rice in Scoring	-	1
Led Rice in Rebounding	-	11
Led Rice in Assists	-	2
20-Point Games	-	-
5+ Assists	-	2
3+ three-pointers	-	7

SHEFFIELD'S CAREER STATS

SEASON	TEAM	GP-GS	MIN/AVG	Field Goals		3-Point		F-Throws		Rebounds				Scoring						
				FG-FGA	FG%	3FG-3FGA	3FG%	FT-FTA	FT%	OFF	DEF	TOT	AVG	PF-FO	A	TO	BLK	STL	PTS	AVG
2020-21	Rice	28-12	496/17.7	39-100	.390	22-60	.367	35-52	.673	32	54	86	3.1	43-0	28	16	9	12	135	4.8
2021-22	Rice	32-9	531/16.6	40-105	.381	23-64	.359	32-45	.711	24	73	97	3.0	38-0	17	20	3	10	135	4.2
2022-23	Rice	35-34	1080/30.8	80-186	.430	44-118	.373	63-82	.768	52	162	214	6.1	66-0	44	50	11	29	267	7.6
TOTAL		95-55	2107/22.2	159-391	.407	89-242	.368	130-179	.726	108	289	397	4.2	147-0	89	86	23	51	537	5.7



10

**COLE
ANDREWS-HEITZ**

Leander, Texas
Rouse HS

Guard / 6-1 / 170 / Freshman

2023-24 (FRESHMAN)

- Played four minutes in his first career game against St. Thomas (11/7), scoring two points with one assist

CAREER HIGHS

Points	2	vs. St. Thomas (11/7/23)
FG Made	1	vs. St. Thomas (11/7/23)
FG Att.	1	vs. St. Thomas (11/7/23)
3-Pt. FG		
3-Pt. Att.		
Free Throws		
Free Throw Att.		
Rebounds		
Assists	1	vs. St. Thomas (11/7/23)
Steals	1	vs. St. Thomas (11/7/23)
Blocks		
Minutes	4	vs. St. Thomas (11/7/23)

2023-24 SEASON HIGHS

Points	2	vs. St. Thomas (11/7/23)
FG Made	1	vs. St. Thomas (11/7/23)
FG Att.	1	vs. St. Thomas (11/7/23)
3-Pt. FG		
3-Pt. Att.		
Free Throws		
Free Throw Att.		
Rebounds		
Assists	1	vs. St. Thomas (11/7/23)
Steals	1	vs. St. Thomas (11/7/23)
Blocks		
Minutes	4	vs. St. Thomas (11/7/23)

ANDREWS-HEITZ'S GAME-BY-GAME STATS

Opponent	Date	GS	MIN	Total		3-Pointers		Free throws		Rebounds				PF		A		BLK		STL		PTS		AVG	
				FG-FGA	PCT	3FG-3FGA	PCT	FT-FTA	PCT	OFF	DEF	TOT	AVG	PF	A	TO	BLK	STL	PTS	AVG					
St. Thomas (TX)	11/07/2023		03:55	1-1	1.000	0-0	.000	0-0	.000	0	0	0	0.0	2	1	1	0	1	2	2.0					
vs Indiana St.	11/21/2023		00:59	0-0	.000	0-0	.000	0-0	.000	0	0	0	0.0	0	0	0	0	0	0	0	0	1.0			
Totals			0 04:54	1-1	1.000	0-0	.000	0-0	.000	0	0	0	0.0	2	1	1	0	1	2	2	1.0				

MISCELLANEOUS STATS

CATEGORY	2023-24	CAREER
Double-Figure Scoring	-	-
Double-Figure Rebounds	-	-
Double-Figure Assists	-	-
Double-Doubles	-	-
Led Rice in Scoring	-	-
Led Rice in Rebounding	-	-
Led Rice in Assists	-	-
20-Point Games	-	-
5+ Assists	-	-
3+ three-pointers	-	-

ANDREWS-HEITZ'S CAREER STATS

SEASON	TEAM	GP-GS	MIN/AVG	Field Goals		3-Point		F-Throws		Rebounds				Scoring						
				FG-FGA	FG%	3FG-3FGA	3FG%	FT-FTA	FT%	OFF	DEF	TOT	AVG	PF	FO	A	TO	BLK	STL	PTS
2023-24	Rice	2-0	5/2.4	1-1	1.000	0-0	.000	0-0	.000	0	0	0	0.0	2-0	1	1	0	1	2	1.0
TOTAL		2-0	5/2.4	1-1	1.000	0-0	.000	0-0	.000	0	0	0	0.0	2-0	1	1	0	1	2	1.0



11

**IFEANYI
UFOCHUKWU**

Benin City, Nigeria
Covenant Day School (N.C.)

Center / 6-11 / 240 / Sophomore

2023-24 (SOPHOMORE)

- Scored two points and had two rebounds against St. Thomas (11/7)
- Had two points, one block and one steal at No. 19 Texas (11/15)
- Scored two points against Indiana State (11/21)
- Tied a career-high with seven points versus UT-Martin (11/30)
- Scored two points and had two rebounds at Tulane (1/3)

CAREER HIGHS

Points	7	2x, last vs. UT-Martin (11/30/23)
FG Made	3	2x, last vs. UT-Martin (11/30/23)
FG Att.	5	vs. North American (12/15/22)
3-Pt. FG	N/A	
3-Pt. Att.	N/A	
Free Throws	2	3x, last at Tulane (1/30/24)
Free Throw Att.	3	at Houston (12/6/23)
Rebounds	5	vs. North American (12/15/22)
Assists	1	2x, last vs. St. Thomas (11/7/23)
Steals	1	at Texas (11/15/23)
Blocks	1	6x, last vs. Indiana State (11/21/23)
Minutes	8	at UAB (2/23/22)

2023-24 SEASON HIGHS

Points	7	vs. UT-Martin (11/30/23)
FG Made	3	vs. UT-Martin (11/30/23)
FG Att.	4	vs. UT-Martin (11/30/23)
3-Pt. FG		
3-Pt. Att.		
Free Throws	2	3x, last at Tulane (1/30/24)
Free Throw Att.	3	at Houston (12/6/23)
Rebounds	2	2x, last at Tulane (1/30/24)
Assists	1	vs. St. Thomas (11/7/23)
Steals	1	at Texas (11/15/23)
Blocks	1	2x, last vs. Indiana State (11/21/23)
Minutes	6	vs. UT-Martin (11/30/23)

MISCELLANEOUS STATS

CATEGORY	2022-23	CAREER
Double-Figure Scoring	-	-
Double-Figure Rebounds	-	-
Double-Figure Assists	-	-
Double-Doubles	-	-
Led Rice in Scoring	-	-
Led Rice in Rebounding	-	-
Led Rice in Assists	-	-
20-Point Games	-	-
5+ Assists	-	-
3+ blocks	-	-

UFOCHUKWU'S GAME-BY-GAME STATS

Opponent	Date	GS	MIN	Total		3-Pointers		Free throws		Rebounds				PF	A	TO	BLK	STL	PTS	AVG
				FG-FGA	PCT	3FG-3FGA	PCT	FT-FTA	PCT	OFF	DEF	TOT	AVG							
St. Thomas (TX)	11/07/2023		05:38	0-0	.000	0-0	.000	2-2	1.000	1	1	2	2.0	0	1	0	0	0	2	2.0
at Texas	11/15/2023		02:09	1-1	1.000	0-0	.000	0-0	.000	0	1	1	1.5	0	0	0	1	1	2	2.0
vs Indiana St.	11/21/2023		05:14	0-3	.000	0-0	.000	2-2	1.000	1	0	1	1.3	1	0	0	1	0	2	2.0
vs New Mexico	11/22/2023		02:04	0-0	.000	0-0	.000	0-0	.000	0	0	0	1.0	0	0	0	0	0	0	1.5
UT Martin	11/30/2023		05:48	3-4	.750	0-0	.000	1-2	.500	0	0	0	0.8	1	0	0	0	0	7	2.6
at Houston	12/06/2023		03:19	0-0	.000	0-0	.000	1-3	.333	0	0	0	0.7	0	0	0	0	0	1	2.3
at Northwestern St.	12/16/2023		01:25	0-0	.000	0-0	.000	0-0	.000	0	0	0	0.6	0	0	0	0	0	0	2.0
at Tulane	01/03/2024		02:48	0-0	.000	0-0	.000	2-2	1.000	0	2	2	0.8	1	0	0	0	0	2	2.0
Totals		0	28:25	4-8	.500	0-0	.000	8-11	.727	2	4	6	0.8	3	1	0	2	1	16	2.0

UFOCHUKWU'S CAREER STATS

SEASON	TEAM	GP-GS	MIN/AVG	Field Goals		3-Point		F-Throws		Rebounds				Scoring							
				FG-FGA	FG%	3FG-3FGA	3FG%	FT-FTA	FT%	OFF	DEF	TOT	AVG	PF	FO	A	TO	BLK	STL	PTS	AVG
2022-23	Rice	9-0	36/4.0	10-15	.667	0-0	.000	2-5	.400	5	14	19	2.1	4	0	1	1	4	0	22	2.4
2023-24	Rice	8-0	28/3.6	4-8	.500	0-0	.000	8-11	.727	2	4	6	0.8	3	0	1	0	2	1	16	2.0
TOTAL		17-0	64/3.8	14-23	.609	0-0	.000	10-16	.625	7	18	25	1.5	7	0	2	1	6	1	38	2.2



12

**CAMP
WAGNER**

Dallas, Texas
Link Prep Academy (Mo.)

Guard / 6-6 / 175 / Freshman

2023-24 (FRESHMAN)

- Grabbed three rebounds in his first career game vs. St. Thomas (11/7)
- Played three minutes at No. 19 Texas (11/15)
- Scored 11 points on three, three-pointers against Indiana State (11/21)
- Scored five points at Northwestern State (12/16)

CAREER HIGHS

7Points	11	vs. Indiana State (11/21/23)
FG Made	4	vs. Indiana State (11/21/23)
FG Att.	7	vs. Indiana State (11/21/23)
3-Pt. FG	3	vs. Indiana State (11/21/23)
3-Pt. Att.	5	vs. Indiana State (11/21/23)
Free Throws		
Free Throw Att.		
Rebounds	3	vs. St. Thomas (11/7/23)
Assists		
Steals		
Blocks		
Minutes	7	vs. St. Thomas (11/7/23)

2023-24 SEASON HIGHS

7Points	11	vs. Indiana State (11/21/23)
FG Made	4	vs. Indiana State (11/21/23)
FG Att.	7	vs. Indiana State (11/21/23)
3-Pt. FG	3	vs. Indiana State (11/21/23)
3-Pt. Att.	5	vs. Indiana State (11/21/23)
Free Throws		
Free Throw Att.		
Rebounds	3	vs. St. Thomas (11/7/23)
Assists		
Steals	1	at Houston (12/6/23)
Blocks		
Minutes	7	vs. St. Thomas (11/7/23)

MISCELLANEOUS STATS

CATEGORY	2023-24	CAREER
Double-Figure Scoring	1	1
Double-Figure Rebounds	-	-
Double-Figure Assists	-	-
Double-Doubles	-	-
Led Rice in Scoring	-	-
Led Rice in Rebounding	-	-
Led Rice in Assists	-	-
20-Point Games	-	-
5+ Assists	-	-
3+ three-pointers	1	1

WAGNER'S GAME-BY-GAME STATS

Opponent	Date	GS	MIN	Total		3-Pointers		Free throws		Rebounds				PF	A	TO	BLK	STL	PTS	AVG	
				FG-FGA	PCT	3FG-3FGA	PCT	FT-FTA	PCT	OFF	DEF	TOT	AVG								
St. Thomas (TX)	11/07/2023		07:15	0-4	.000	0-3	.000	0-0	.000	1	2	3	3.0	0	0	0	0	0	0	0.0	
at Texas	11/15/2023		02:09	0-1	.000	0-1	.000	0-0	.000	0	0	0	1.5	0	0	0	0	0	0.0		
vs Indiana St.	11/21/2023		06:30	4-7	.571	3-5	.600	0-0	.000	0	2	2	1.7	3	0	0	0	0	11	3.7	
vs New Mexico	11/22/2023		05:31	0-3	.000	0-3	.000	0-0	.000	0	0	0	1.3	0	0	0	0	0	0	2.8	
UT Martin	11/30/2023		05:28	0-2	.000	0-0	.000	0-0	.000	0	0	0	1.0	0	0	1	0	0	0	2.2	
at Houston	12/06/2023		03:19	0-2	.000	0-0	.000	0-0	.000	0	0	0	0.8	0	0	0	0	1	0	1.8	
UIW	12/13/2023		01:52	0-0	.000	0-0	.000	0-0	.000	0	1	1	0.9	0	0	0	0	0	0	1.6	
at Northwestern St.	12/16/2023		02:45	2-2	1.000	1-1	1.000	0-0	.000	0	1	1	0.9	0	0	0	0	0	5	2.0	
Prairie View	12/20/2023		01:54	0-1	.000	0-0	.000	0-0	.000	0	0	0	0.8	0	0	0	0	0	0	1.8	
at Tulane	01/03/2024		02:48	0-0	.000	0-0	.000	0-0	.000	0	0	0	0.7	0	0	1	0	0	0	1.6	
Totals			0	39:31	6-22	.273	4-13	.308	0-0	.000	1	6	7	0.7	3	0	2	0	1	16	1.6

WAGNER'S CAREER STATS

		Field Goals		3-Point		F-Throws		Rebounds				Scoring								
SEASON	TEAM	GP-GS	MIN/AVG	FG-FGA	FG%	3FG-3FGA	3FG%	FT-FTA	FT%	OFF	DEF	TOT	AVG	PF-FO	A	TO	BLK	STL	PTS	AVG
2023-24	Rice	10-0	40/4.0	6-22	.273	4-13	.308	0-0	.000	1	6	7	0.7	3-0	0	2	0	1	16	1.6
TOTAL		10-0	40/4.0	6-22	.273	4-13	.308	0-0	.000	1	6	7	0.7	3-0	0	2	0	1	16	1.6



13

ANDREW AKUCHIE

Fort Lauderdale, Fla.
St. Thomas Aquinas HS

Forward / 6-11 / 215 / Sophomore

2023-24 (SOPHOMORE)

- Scored nine points against St. Thomas (11/7)
- Made first career three-pointer versus Indiana State (11/21)
- Scored nine points and had a season-high five rebounds against UT-Martin (11/30)
- Had six points and tied a season-high with five rebounds at Tulane (1/3)

CAREER HIGHS

Points	10	vs. North American (12/15/22)
FG Made	5	vs. North American (12/15/22)
FG Att.	8	vs. North American (12/15/22)
3-Pt. FG	1	vs. Indiana State (11/21/23)
3-Pt. Att.	2	vs. St. Thomas (11/10/22)
Free Throws	5	vs. St. Thomas (11/10/22)
Free Throw Att.	6	2x, last vs. St. Thomas (11/10/22)
Rebounds	6	vs. Northwestern St. (12/17/22)
Assists	2	3x, last at Texas (11/15/23)
Steals	2	3x, last vs. Middle Tennessee (11/11/23)
Blocks	3	vs. FIU (3/4/23)
Minutes	19	2x, last at Houston (12/6/23)

2023-24 SEASON HIGHS

Points	9	2x, last vs. UT-Martin (11/30/23)
FG Made	3	2x, last vs. UT-Martin (11/30/23)
FG Att.	4	vs. St. Thomas (11/7/23)
3-Pt. FG	1	vs. Indiana State (11/21/23)
3-Pt. Att.	1	2x, last at Houston (12/6/23)
Free Throws	3	2x, last vs. UT-Martin (11/30/23)
Free Throw Att.	5	vs. UC-Irvine (11/24/23)
Rebounds	5	2x, last at Tulane (1/30/24)
Assists	2	2x, last vs. Prairie View A&M (12/20/23)
Steals	1	5x, last vs. Louisiana (12/22/23)
Blocks	1	5x, last vs. Prairie View A&M (12/20/23)
Minutes	19	at Houston (12/6/23)

MISCELLANEOUS STATS

CATEGORY	2023-24	CAREER
Double-Figure Scoring	-	1
Double-Figure Rebounds	-	-
Double-Figure Assists	-	-
Double-Doubles	-	-
Led Rice in Scoring	-	-
Led Rice in Rebounding	-	-
Led Rice in Assists	-	-
20-Point Games	-	-
5+ Assists	-	-
3+ blocks	-	1

AKUCHIE'S GAME-BY-GAME STATS

Opponent	Date	GS	MIN	Total		3-Pointers		Free throws		Rebounds				PF	A	TO	BLK	STL	PTS	AVG	
				FG-FGA	PCT	3FG-3FGA	PCT	FT-FTA	PCT	OFF	DEF	TOT	AVG								
St. Thomas (TX)	11/07/2023		11:29	3-4	.750	0-0	.000	3-4	.750	2	2	4	4.0	0	1	0	0	1	9	9.0	
Harvard	11/10/2023		03:48	0-1	.000	0-0	.000	0-0	.000	2	0	2	3.0	0	1	0	0	0	0	4.5	
at Texas	11/15/2023		06:38	2-2	1.000	0-0	.000	0-0	.000	0	0	0	2.0	4	2	0	0	0	4	4.3	
vs Indiana St.	11/21/2023		10:33	1-1	1.000	1-1	1.000	0-0	.000	0	0	0	1.5	1	1	0	1	0	3	4.0	
vs New Mexico	11/22/2023		10:14	0-1	.000	0-0	.000	0-0	.000	0	2	2	1.6	1	0	1	1	0	0	3.2	
vs UC Irvine	11/24/2023		08:17	0-1	.000	0-0	.000	2-5	.400	0	1	1	1.5	3	1	0	0	0	2	3.0	
UT Martin	11/30/2023		11:34	3-3	1.000	0-0	.000	3-4	.750	1	4	5	2.0	1	0	0	1	0	9	3.9	
Houston Christian	12/02/2023		07:14	1-2	.500	0-0	.000	0-2	.000	3	1	4	2.3	2	0	1	0	0	2	3.6	
at Houston	12/06/2023		18:58	1-3	.333	0-1	.000	2-3	.667	1	2	3	2.3	0	0	1	1	1	4	3.7	
UIW	12/13/2023		10:35	2-3	.667	0-0	.000	0-0	.000	0	4	4	2.5	2	1	1	1	0	4	3.7	
at Northwestern St.	12/16/2023		12:35	2-3	.667	0-0	.000	0-0	.000	1	3	4	2.6	1	1	0	0	1	4	3.7	
Prairie View	12/20/2023		13:41	2-2	1.000	0-0	.000	0-0	.000	0	4	4	2.8	0	2	1	1	1	4	3.8	
Louisiana	12/22/2023		06:36	0-1	.000	0-0	.000	0-0	.000	1	1	2	2.7	0	1	0	0	1	0	3.5	
at Tulane	01/03/2024		13:43	2-3	.667	0-0	.000	2-2	1.000	3	2	5	2.9	2	0	0	0	0	6	3.6	
Totals			0	145:55	19-30	.633	1-2	.500	12-20	.600	14	26	40	2.9	17	11	5	6	5	51	3.6

AKUCHIE'S CAREER STATS

SEASON	TEAM	GP-GS	MIN/AVG	Field Goals		3-Point		F-Throws		Rebounds				Scoring						
				FG-FGA	FG%	3FG-3FGA	3FG%	FT-FTA	FT%	OFF	DEF	TOT	AVG	PF	FO	A	TO	BLK	STL	PTS
2022-23	Rice	25-0	214/8.6	27-47	.574	0-5	.000	15-27	.556	19	37	56	2.2	43-1	13	10	10	3	69	2.8
2023-24	Rice	14-0	146/10.4	19-30	.633	1-2	.500	12-20	.600	14	26	40	2.9	17-0	11	5	6	5	51	3.6
TOTAL		39-0	360/9.2	46-77	.597	1-7	.143	27-47	.574	33	63	96	2.5	60-1	24	15	16	8	120	3.1



15

**MAX
FIEDLER**

Indialandtic, Fla.
Melbourne HS

Forward / 6-11 / 230 / 5th Year Senior

2023-24 (5TH YEAR SENIOR)

- Recorded a double-double with 16 points and 11 rebounds and added six assists vs. St. Thomas (11/7)
- Scored 13 points and had team-highs of nine rebounds and five assists against Harvard (11/10)
- Team-high five assists at No. 19 Texas (11/15)
- Had 12 rebounds with six assists versus Indiana State (11/21)
- Scored 12 points and had game-highs of nine rebounds and four assists against UC-Irvine (11/24)
- Grabbed 11 rebounds and had six assists vs. UT-Martin (11/30)
- Had a double-double with 12 rebounds and a season-high 10 assists vs. Houston Christian (12/2)
- Scored 12 points and had 10 rebounds against Incarnate Word (12/13)
- Had game-highs of 16 points, eight rebounds and five assists at Northwestern State (12/16)
- Grabbed a season-high 14 rebounds versus Prairie View A&M (12/20)
- Scored a season-high 18 points and had five rebounds against Louisiana (12/22)

CAREER HIGHS

Points	30	vs. Evansville (11/22/21)
FG Made	12	at UTSA (1/16/23)
FG Att.	15	2x, last at Louisiana Tech (2/2/23)
3-Pt. FG	1	2x, last vs. Jarvis Christian (2/8/22)
3-Pt. Att.	1	14x, last at Tulane (1/30/24)
Free Throws	8	vs. Evansville (11/22/21)
Free Throw Att.	12	vs. Evansville (11/22/21)
Rebounds	16	2x, last vs. Southern Utah (3/20/23)
Assists	11	at UTSA (1/16/23)
Steals	4	3x, last vs. UTEP (1/14/23)
Blocks	6	at Houston Baptist (12/11/21)
Minutes	45	vs. Evansville (11/22/21)

2023-24 SEASON HIGHS

Points	18	vs. Louisiana (12/22/23)
FG Made	8	2x, last at Northwestern State (12/16/23)
FG Att.	13	at Northwestern State (12/16/23)
3-Pt. FG		
3-Pt. Att.	1	at Tulane (1/30/24)
Free Throws	6	vs. Louisiana (12/22/23)
Free Throw Att.	7	vs. Louisiana (12/22/23)
Rebounds	14	vs. Prairie View A&M (12/20/23)
Assists	10	vs. Houston Christian (12/2/23)
Steals	2	2x, last at Tulane (1/30/24)
Blocks	2	vs. Houston Christian (12/2/23)
Minutes	36	vs. Harvard (11/10/23)

MISCELLANEOUS STATS

CATEGORY	2023-24	CAREER
Double-Figure Scoring	6	60
Double-Figure Rebounds	6	42
Double-Figure Assists	1	2
Double-Doubles	3	28
Led Rice in Scoring	2	11
Led Rice in Rebounding	11	77
Led Rice in Assists	12	61
20-Point Games	-	7
5+ Assists	7	43
3+ blocks	-	8

FIEDLER'S GAME-BY-GAME STATS

Opponent	Date	GS	MIN	Total		3-Pointers		Free throws		Rebounds				PF	A	TO	BLK	STL	PTS	AVG	
				FG-FGA	PCT	3FG-3FGA	PCT	FT-FTA	PCT	OFF	DEF	TOT	AVG								
St. Thomas (TX)	11/07/2023	*	22:53	8-11	.727	0-0	.000	0-0	.000	7	4	11	11.0	1	6	1	0	1	16	16.0	
Harvard	11/10/2023	*	36:12	6-7	.857	0-0	.000	1-2	.500	3	6	9	10.0	2	5	3	0	0	13	14.5	
at Texas	11/15/2023	*	31:13	3-6	.500	0-0	.000	1-2	.500	1	3	4	8.0	4	5	2	1	1	7	12.0	
vs Indiana St.	11/21/2023	*	20:52	3-6	.500	0-0	.000	2-2	1.000	5	7	12	9.0	0	6	4	1	0	8	11.0	
vs New Mexico	11/22/2023	*	27:42	3-6	.500	0-0	.000	3-4	.750	2	5	7	8.6	2	3	2	1	0	9	10.6	
vs UC Irvine	11/24/2023	*	30:48	6-9	.667	0-0	.000	0-1	.000	4	5	9	8.7	3	4	3	0	0	12	10.8	
UT Martin	11/30/2023	*	22:38	3-3	1.000	0-0	.000	0-1	.000	6	5	11	9.0	2	6	2	1	1	6	10.1	
Houston Christian	12/02/2023	*	32:46	1-1	1.000	0-0	.000	0-0	.000	2	10	12	9.4	1	10	1	2	0	2	9.1	
at Houston	12/06/2023	*	20:21	2-2	1.000	0-0	.000	2-3	.667	0	1	1	8.4	5	2	6	0	0	6	8.8	
UIW	12/13/2023	*	29:25	6-9	.667	0-0	.000	0-0	.000	5	5	10	8.6	2	4	3	1	2	12	9.1	
at Northwestern St.	12/16/2023	*	26:00	8-13	.615	0-0	.000	0-2	.000	3	5	8	8.5	0	5	3	1	0	16	9.7	
Prairie View	12/20/2023	*	26:19	3-5	.600	0-0	.000	0-0	.000	6	8	14	9.0	0	4	4	1	1	6	9.4	
Louisiana	12/22/2023	*	33:24	6-10	.600	0-0	.000	6-7	.857	3	2	5	8.7	3	3	1	1	1	18	10.1	
at Tulane	01/03/2024	*	25:11	0-4	.000	0-1	.000	0-0	.000	2	4	6	8.5	2	3	3	0	2	0	9.4	
Totals			14	385:43	58-92	.630	0-1	.000	15-24	.625	49	70	119	8.5	27	66	38	10	9	131	9.4

FIEDLER'S CAREER STATS

SEASON	TEAM	GP-GS	MIN/AVG	Field Goals		3-Point		F-Throws		Rebounds				Scoring						
				FG-FGA	FG%	3FG-3FGA	3FG%	FT-FTA	FT%	OFF	DEF	TOT	AVG	PF-FO	A	TO	BLK	STL	PTS	AVG
2019-20	Rice	20-7	247/12.4	24-43	.558	0-1	.000	5-8	.625	23	59	82	4.1	33-1	13	17	13	6	53	2.7
2020-21	Rice	28-28	783/27.9	137-203	.675	0-4	.000	40-57	.702	85	160	245	8.8	50-1	100	72	22	25	314	11.2
2021-22	Rice	33-33	839/25.4	131-228	.575	2-4	.500	64-90	.711	79	175	254	7.7	55-2	115	67	25	28	328	9.9
2022-23	Rice	35-35	1065/30.4	175-238	.735	0-4	.000	40-68	.588	108	159	267	7.6	87-2	174	85	38	27	390	11.1
2023-24	Rice	14-14	386/27.6	58-92	.630	0-1	.000	15-24	.625	49	70	119	8.5	27-1	66	38	10	9	131	9.4
TOTAL		130-117	3320/25.5	525-804	.653	2-14	.143	164-247	.664	344	623	967	7.4	252-7	468	279	108	95	1216	9.4



21

**GABE
WARREN**

Plano, Texas
John Paul II HS

Guard / 6-6 / 205 / Freshman

2023-24 (FRESHMAN)

- Scored eight points and grabbed five rebounds in first career game vs. St. Thomas (11/7)
- Had four points against Indiana State (11/21)
- Recorded four rebounds and three assists versus UT-Martin (11/30)
- Scored five points against Houston Christian (12/2)
- Scored four points and had two rebounds versus Prairie View A&M (12/20)
- Grabbed four rebounds at Tulane (1/3)

CAREER HIGHS

Points	8	vs. St. Thomas (11/7/23)
FG Made	3	vs. St. Thomas (11/7/23)
FG Att.	4	vs. St. Thomas (11/7/23)
3-Pt. FG	2	vs. St. Thomas (11/7/23)
3-Pt. Att.	2	vs. St. Thomas (11/7/23)
Free Throws	3	vs. Houston Christian (12/2/23)
Free Throw Att.	4	2x, last at Tulane (1/30/24)
Rebounds	5	vs. St. Thomas (11/7/23)
Assists	3	vs. UT-Martin (11/30/23)
Steals	1	at Tulane (1/30/24)
Blocks	1	vs. UT-Martin (11/30/23)
Minutes	13	at Tulane (1/30/24)

2023-24 SEASON HIGHS

Points	8	vs. St. Thomas (11/7/23)
FG Made	3	vs. St. Thomas (11/7/23)
FG Att.	4	vs. St. Thomas (11/7/23)
3-Pt. FG	2	vs. St. Thomas (11/7/23)
3-Pt. Att.	2	vs. St. Thomas (11/7/23)
Free Throws	3	vs. Houston Christian (12/2/23)
Free Throw Att.	4	2x, last at Tulane (1/30/24)
Rebounds	5	vs. St. Thomas (11/7/23)
Assists	3	vs. UT-Martin (11/30/23)
Steals	1	at Tulane (1/30/24)
Blocks	1	vs. UT-Martin (11/30/23)
Minutes	13	at Tulane (1/30/24)

MISCELLANEOUS STATS

CATEGORY	2023-24	CAREER
Double-Figure Scoring	-	-
Double-Figure Rebounds	-	-
Double-Figure Assists	-	-
Double-Doubles	-	-
Led Rice in Scoring	-	-
Led Rice in Rebounding	-	-
Led Rice in Assists	-	-
20-Point Games	-	-
5+ Assists	-	-
3+ three-pointers	-	-

WARREN'S GAME-BY-GAME STATS

Opponent	Date	GS	MIN	Total		3-Pointers		Free throws		Rebounds				PF	A	TO	BLK	STL	PTS	AVG
				FG-FGA	PCT	3FG-3FGA	PCT	FT-FTA	PCT	OFF	DEF	TOT	AVG							
St. Thomas (TX)	11/07/2023		10:07	3-4	.750	2-2	1.000	0-1	.000	2	3	5	5.0	0	0	0	0	0	8	8.0
Harvard	11/10/2023		02:56	0-0	.000	0-0	.000	0-0	.000	0	0	0	2.5	0	0	0	0	0	0	4.0
at Texas	11/15/2023		06:58	0-1	.000	0-0	.000	0-0	.000	0	0	0	1.7	0	0	0	0	0	0	2.7
vs Indiana St.	11/21/2023		07:56	1-1	1.000	0-0	.000	2-2	1.000	0	0	0	1.3	1	0	0	0	0	4	3.0
vs New Mexico	11/22/2023		06:45	0-0	.000	0-0	.000	0-0	.000	0	1	1	1.2	2	0	0	0	0	0	2.4
UT Martin	11/30/2023		11:05	1-2	.500	0-1	.000	0-0	.000	3	1	4	1.7	0	3	0	1	0	2	2.3
Houston Christian	12/02/2023		07:10	1-3	.333	0-1	.000	3-4	.750	2	0	2	1.7	0	0	1	0	0	5	2.7
at Houston	12/06/2023		08:04	0-2	.000	0-1	.000	0-0	.000	0	0	0	1.5	0	1	0	0	0	0	2.4
UIW	12/13/2023		01:52	0-0	.000	0-0	.000	0-0	.000	0	0	0	1.3	0	0	1	0	0	0	2.1
Prairie View	12/20/2023		06:59	1-1	1.000	0-0	.000	2-2	1.000	0	2	2	1.4	1	1	0	0	0	4	2.3
at Tulane	01/03/2024		13:05	0-2	.000	0-1	.000	2-4	.500	3	1	4	1.6	0	0	0	0	1	2	2.3
Totals			0 82:57	7-16	.438	2-6	.333	9-13	.692	10	8	18	1.6	4	5	2	1	1	25	2.3

WARREN'S CAREER STATS

		Field Goals		3-Point		F-Throws		Rebounds				Scoring								
SEASON	TEAM	GP-GS	MIN/AVG	FG-FGA	FG%	3FG-3FGA	3FG%	FT-FTA	FT%	OFF	DEF	TOT	AVG	PF-FO	A	TO	BLK	STL	PTS	AVG
2023-24	Rice	11-0	83/7.5	7-16	.438	2-6	.333	9-13	.692	10	8	18	1.6	4-0	5	2	1	1	25	2.3
TOTAL		11-0	83/7.5	7-16	.438	2-6	.333	9-13	.692	10	8	18	1.6	4-0	5	2	1	1	25	2.3



22

**JACKSON
PEAKES**

Houston, Texas
St. John's HS

Guard / 6-4 / 185 / Redshirt Sophomore

2023-24 (REDSHIRT SOPHOMORE)

- Played four minutes against St. Thomas (11/7), scoring one point
- Recorded first career assist at No. 19 Texas (11/15)
- Had one rebound and one assist versus Indiana State (11/21)
- Scored two points against UT-Martin (11/30)
- Grabbed two rebounds at No. 3 Houston (12/6)
- Scored two points versus Prairie View A&M (12/20)
- Scored two points at Tulane (1/3)

CAREER HIGHS

Points	2	5x, last at Tulane (1/30/24)
FG Made	1	4x, last at Tulane (1/30/24)
FG Att.	2	2x, last at UAB (2/23/22)
3-Pt. FG	N/A	
3-Pt. Att.	1	4x, last at Northwestern State (12/16/23)
Free Throws	2	vs. UAB (3/9/23)
Free Throw Att.	2	2x, last vs. St. Thomas (11/7/23)
Rebounds	3	at UAB (2/23/22)
Assists	1	2x, last vs. Indiana State (11/21/23)
Steals	1	vs. North American (12/15/22)
Blocks	N/A	
Minutes	5	vs. North American (12/15/22)

2023-24 SEASON HIGHS

Points	2	3x, last at Tulane (1/30/24)
FG Made	1	3x, last at Tulane (1/30/24)
FG Att.	1	6x, last at Tulane (1/30/24)
3-Pt. FG		
3-Pt. Att.	1	2x, last at Northwestern State (12/16/23)
Free Throws	1	vs. St. Thomas (11/7/23)
Free Throw Att.	2	vs. St. Thomas (11/7/23)
Rebounds	2	at Houston (12/6/23)
Assists	1	2x, last vs. Indiana State (11/21/23)
Steals		
Blocks		
Minutes	4	vs. St. Thomas (11/7/23)

MISCELLANEOUS STATS

CATEGORY	2023-24	CAREER
Double-Figure Scoring	-	-
Double-Figure Rebounds	-	-
Double-Figure Assists	-	-
Double-Doubles	-	-
Led Rice in Scoring	-	-
Led Rice in Rebounding	-	-
Led Rice in Assists	-	-
20-Point Games	-	-
5+ Assists	-	-
3+ blocks	-	-

PEAKES'S GAME-BY-GAME STATS

Opponent	Date	GS	MIN	Total		3-Pointers		Free throws		Rebounds				PF	A	TO	BLK	STL	PTS	AVG	
				FG-FGA	PCT	3FG-3FGA	PCT	FT-FTA	PCT	OFF	DEF	TOT	AVG								
St. Thomas (TX)	11/07/2023		04:18	0-1	.000	0-1	.000	1-2	.500	0	0	0	0	0	0	0	0	0	1	1.0	
at Texas	11/15/2023		00:51	0-0	.000	0-0	.000	0-0	.000	0	0	0	0	0	1	0	0	0	0	0.5	
vs Indiana St.	11/21/2023		03:44	0-1	.000	0-0	.000	0-0	.000	0	1	1	0.3	0	1	0	0	0	0	0.3	
vs New Mexico	11/22/2023		01:50	0-0	.000	0-0	.000	0-0	.000	0	0	0	0.3	0	0	0	0	0	0	0.3	
UT Martin	11/30/2023		02:10	1-1	1.000	0-0	.000	0-0	.000	0	0	0	0.2	0	0	0	0	0	0	0.6	
at Houston	12/06/2023		02:01	0-0	.000	0-0	.000	0-0	.000	2	0	2	0.5	0	0	0	0	0	0	0.5	
at Northwestern St.	12/16/2023		01:25	0-1	.000	0-1	.000	0-0	.000	0	0	0	0.4	1	0	0	0	0	0	0.4	
Prairie View	12/20/2023		01:54	1-1	1.000	0-0	.000	0-0	.000	0	0	0	0.4	0	0	0	0	0	0	0.6	
at Tulane	01/03/2024		03:01	1-1	1.000	0-0	.000	0-0	.000	1	0	1	0.4	1	0	0	0	0	0	0.8	
Totals			0	21:14	3-6	.500	0-2	.000	1-2	.500	3	1	4	0.4	2	2	0	0	0	7	0.8

PEAKES CAREER STATS

SEASON	TEAM	GP-GS	MIN/AVG	Field Goals		3-Point		F-Throws		Rebounds				Scoring						
				FG-FGA	FG%	3FG-3FGA	3FG%	FT-FTA	FT%	OFF	DEF	TOT	AVG	PF	FO	A	TO	BLK	STL	PTS
2022-23	Rice	7-0	17/2.4	1-6	.167	0-2	.000	2-2	1.000	5	2	7	1.0	1-0	0	2	0	1	4	0.6
2023-24	Rice	9-0	21/2.4	3-6	.500	0-2	.000	1-2	.500	3	1	4	0.4	2-0	2	0	0	0	7	0.8
TOTAL		16-0	38/2.4	4-12	.333	0-4	.000	3-4	.750	8	3	11	0.7	3-0	2	2	0	1	11	0.7



23

**ALEM
HUSEINOVIC**

Zenica, Bosnia & Herzegovina
Nevada
PHPhoenix Prep

Guard / 6-4 / 185 / Senior

2023-24 (SENIOR)

- Scored five points and had a career-high four assists against St. Thomas (11/7)
- Made first start of the season against UT-Martin, scoring a season-high 11 points (11/30)
- Played a career-high 38 minutes versus Houston Christian (12/2), scoring seven points
- Scored a team-high 10 points at No. 3 Houston (12/6)
- Scored points at Tulane (1/3)

CAREER HIGHS

Points	24	vs. Georgia Southern (11/18/22)
FG Made	9	vs. Georgia Southern (11/18/22)
FG Att.	13	vs. Georgia Southern (11/18/22)
3-Pt. FG	4	vs. Georgia Southern (11/18/22)
3-Pt. Att.	8	vs. Georgia Southern (11/18/22)
Free Throws	4	vs. Pacific (11/30/20)
Free Throw Att.	4	2x, last vs. Western Michigan (11/19/22)
Rebounds	6	vs. North American (12/15/22)
Assists	4	vs. St. Thomas (11/7/23)
Steals	2	6x, last at Northwestern State (12/16/23)
Blocks	1	2x, last vs. Houston Christian (12/2/23)
Minutes	38	vs. Houston Christian (12/2/23)

2023-24 SEASON HIGHS

Points	11	vs. UT-Martin (11/30/23)
FG Made	5	vs. UT-Martin (11/30/23)
FG Att.	10	vs. Houston Christian (12/2/23)
3-Pt. FG	3	vs. Louisiana (12/22/23)
3-Pt. Att.	6	at Tulane (1/30/24)
Free Throws	1	3x, last vs. Prairie View A&M (12/20/23)
Free Throw Att.	2	3x, last vs. Prairie View A&M (12/20/23)
Rebounds	3	vs. Prairie View A&M (12/20/23)
Assists	4	vs. St. Thomas (11/7/23)
Steals	2	2x, last at Northwestern State (12/16/23)
Blocks	1	2x, last vs. Houston Christian (12/2/23)
Minutes	38	vs. Houston Christian (12/2/23)

MISCELLANEOUS STATS


CATEGORY	2023-24	CAREER
Double-Figure Scoring	3	4
Double-Figure Rebounds	-	-
Double-Figure Assists	-	-
Double-Doubles	-	-
Led Rice in Scoring	1	2
Led Rice in Rebounding	-	-
Led Rice in Assists	-	-
20-Point Games	-	1
5+ Assists	-	-
3+ three-pointers	1	2

HUSEINOVIC'S GAME-BY-GAME STATS

Opponent	Date	GS	MIN	Total		3-Pointers		Free throws		Rebounds				PF	A	TO	BLK	STL	PTS	AVG	
				FG-FGA	PCT	3FG-3FGA	PCT	FT-FTA	PCT	OFF	DEF	TOT	AVG								
St. Thomas (TX)	11/07/2023		18:07	2-4	.500	1-2	.500	0-0	.000	0	0	0	0.0	1	4	0	0	1	5	5.0	
Harvard	11/10/2023		21:51	2-3	.667	1-2	.500	0-2	.000	0	2	2	1.0	1	1	0	1	1	5	5.0	
at Texas	11/15/2023		15:33	2-5	.400	0-2	.000	0-0	.000	0	1	1	1.0	1	0	0	0	4	4.7		
vs Indiana St.	11/21/2023		11:48	1-1	1.000	0-0	.000	0-0	.000	0	2	2	1.3	1	0	1	0	2	4.0		
vs New Mexico	11/22/2023		08:04	1-2	.500	1-2	.500	0-0	.000	0	0	0	1.0	2	1	1	0	1	3	3.8	
vs UC Irvine	11/24/2023		20:17	2-5	.400	1-1	1.000	0-0	.000	0	0	0	0.8	2	0	0	0	5	4.0		
UT Martin	11/30/2023	*	25:48	5-9	.556	0-4	.000	1-1	1.000	0	0	0	0.7	1	1	1	0	1	11	5.0	
Houston Christian	12/02/2023	*	38:32	3-10	.300	0-5	.000	1-2	.500	0	1	1	0.8	1	0	1	1	1	7	5.3	
at Houston	12/06/2023	*	25:28	4-7	.571	2-5	.400	0-0	.000	0	2	2	0.9	0	0	3	0	2	10	5.8	
UIW	12/13/2023	*	24:59	2-4	.500	1-2	.500	0-0	.000	0	2	2	1.0	1	2	1	0	1	5	5.7	
at Northwestern St.	12/16/2023	*	14:07	2-4	.500	0-2	.000	0-0	.000	1	0	1	1.0	4	2	0	0	2	4	5.5	
Prairie View	12/20/2023	*	14:01	0-3	.000	0-2	.000	1-2	.500	1	2	3	1.2	1	0	1	0	0	1	5.2	
Louisiana	12/22/2023	*	23:24	3-7	.429	3-4	.750	0-0	.000	0	0	0	1.1	0	0	1	0	1	9	5.5	
at Tulane	01/03/2024	*	25:45	4-9	.444	2-6	.333	0-0	.000	0	1	1	1.1	0	0	0	0	10	5.8		
Totals			8	287:45	33-73	.452	12-39	.308	3-7	.429	2	13	15	1.1	16	11	10	2	11	81	5.8

HUSEINOVIC'S CAREER STATS

SEASON	TEAM	GP-GS	MIN/AVG	Field Goals		3-Point		F-Throws		Rebounds				Scoring						
				FG-FGA	FG%	3FG-3FGA	3FG%	FT-FTA	FT%	OFF	DEF	TOT	AVG	PF-FO	A	TO	BLK	STL	PTS	AVG
2020-21	Nevada	21-0	159/7.6	12-38	.316	7-25	.280	8-8	1.000	3	10	13	0.6	13-0	9	5	0	3	39	1.9
2021-22	Nevada	22-1	180/8.2	8-25	.320	2-14	.143	10-12	.833	6	12	18	0.8	16-0	3	11	0	6	28	1.3
2022-23	Rice	34-0	527/15.5	67-146	.459	30-82	.366	16-19	.842	5	35	40	1.2	28-0	13	14	0	18	180	5.3
2023-24	Rice	14-8	288/20.6	33-73	.452	12-39	.308	3-7	.429	2	13	15	1.1	16-0	11	10	2	11	81	5.8
TOTAL FOR Rice		48-8	814/17.0	100-219	.457	42-121	.347	19-26	.731	7	48	55	1.1	44-0	24	24	2	29	261	5.4
TOTAL		91-9	1153/12.7	120-282	.426	51-160	.319	37-46	.804	16	70	86	0.9	73-0	36	40	2	38	328	3.6



24

**KEANU
DAWES**

Houston, Texas
Stratford

Forward / 6-9 / 215 / Freshman

2023-24 (FRESHMAN)

- Scored six points and had five rebounds in first collegiate game against St. Thomas (11/7)
- Had seven points and seven rebounds versus Indiana State (11/21)
- Had 14 points and a season-high eight rebounds against Houston Christian (12/2)
- Scored eight points against Incarnate Word (12/13)
- Had seven points and tied a season-high with eight rebounds at Northwestern State (12/16)
- Grabbed six rebounds versus Prairie View A&M (12/20)
- Set season-highs with 18 points and four three-pointers, while grabbing a team-high seven rebounds against Louisiana (12/22)
- Scored 12 points at Tulane (1/3)

CAREER HIGHS

Points	14	vs. Houston Christian (12/2/23)
FG Made	5	vs. Houston Christian (12/2/23)
FG Att.	9	at Northwestern State (12/16/23)
3-Pt. FG	2	2x, last vs. Houston Christian (12/2/23)
3-Pt. Att.	3	5x, last at Northwestern State (12/16/23)
Free Throws	4	3x, last at Tulane (1/30/24)
Free Throw Att.	6	vs. Incarnate Word (12/13/23)
Rebounds	8	2x, last at Northwestern State (12/16/23)
Assists	2	vs. Indiana State (11/21/23)
Steals	3	vs. UT-Martin (11/30/23)
Blocks	2	vs. UC-Irvine (11/24/23)
Minutes	27	2x, last at Houston (12/6/23)

2023-24 SEASON HIGHS

Points	18	vs. Louisiana (12/22/23)
FG Made	5	2x, last vs. Louisiana (12/22/23)
FG Att.	11	vs. Louisiana (12/22/23)
3-Pt. FG	4	vs. Louisiana (12/22/23)
3-Pt. Att.	7	vs. Louisiana (12/22/23)
Free Throws	4	3x, last at Tulane (1/30/24)
Free Throw Att.	6	vs. Incarnate Word (12/13/23)
Rebounds	8	2x, last at Northwestern State (12/16/23)
Assists	2	2x, last vs. Incarnate Word (12/13/23)
Steals	3	vs. UT-Martin (11/30/23)
Blocks	2	vs. UC-Irvine (11/24/23)
Minutes	33	vs. Louisiana (12/22/23)

MISCELLANEOUS STATS

CATEGORY	2023-24	CAREER
Double-Figure Scoring	3	3
Double-Figure Rebounds	-	-
Double-Figure Assists	-	-
Double-Doubles	-	-
Led Rice in Scoring	1	1
Led Rice in Rebounding	1	1
Led Rice in Assists	-	-
20-Point Games	-	-
5+ Assists	-	-
3+ three-pointers	1	1

DAWES' GAME-BY-GAME STATS

Opponent	Date	GS	MIN	Total		3-Pointers		Free throws		Rebounds				PF	A	TO	BLK	STL	PTS	AVG	
				FG-FGA	PCT	3FG-3FGA	PCT	FT-FTA	PCT	OFF	DEF	TOT	AVG								
St. Thomas (TX)	11/07/2023	*	20:34	3-7	.429	0-1	.000	0-2	.000	1	4	5	5.0	0	0	2	1	1	6	6.0	
Harvard	11/10/2023	*	10:58	1-5	.200	0-2	.000	0-0	.000	1	1	2	3.5	3	0	0	0	0	2	4.0	
at Texas	11/15/2023	*	13:03	0-3	.000	0-1	.000	0-0	.000	0	1	1	2.7	2	0	0	0	1	0	2.7	
vs Indiana St.	11/21/2023	*	23:52	2-5	.400	2-3	.667	1-2	.500	1	6	7	3.8	1	2	2	0	0	7	3.8	
vs New Mexico	11/22/2023	*	20:43	2-6	.333	1-3	.333	0-2	.000	1	2	3	3.6	1	0	3	1	2	5	4.0	
vs UC Irvine	11/24/2023	*	24:31	1-4	.250	0-1	.000	1-2	.500	0	2	2	3.3	0	0	1	2	1	3	3.8	
UT Martin	11/30/2023	*	26:43	2-7	.286	0-3	.000	0-2	.000	1	3	4	3.4	1	1	0	1	3	4	3.9	
Houston Christian	12/02/2023	*	24:48	5-7	.714	2-2	1.000	2-4	.500	1	7	8	4.0	3	1	1	1	1	14	5.1	
at Houston	12/06/2023	*	26:40	2-6	.333	1-3	.333	2-2	1.000	2	3	5	4.1	1	1	2	0	1	7	5.3	
UIW	12/13/2023	*	27:28	2-6	.333	0-2	.000	4-6	.667	2	4	6	4.3	3	2	1	0	1	8	5.6	
at Northwestern St.	12/16/2023	*	23:26	3-9	.333	0-3	.000	1-2	.500	1	7	8	4.6	1	1	0	1	0	7	5.7	
Prairie View	12/20/2023	*	12:43	1-4	.250	0-1	.000	0-0	.000	0	6	6	4.8	2	1	0	0	0	2	5.4	
Louisiana	12/22/2023	*	33:05	5-11	.455	4-7	.571	4-4	1.000	1	6	7	4.9	2	1	1	1	1	18	6.4	
at Tulane	01/03/2024	*	26:55	3-5	.600	2-3	.667	4-4	1.000	0	3	3	4.8	3	1	2	1	0	12	6.8	
Totals			14	315:30	32-85	.376	12-35	.343	19-32	.594	12	55	67	4.8	23	11	15	9	12	95	6.8

DAWES' CAREER STATS

		Field Goals		3-Point		F-Throws		Rebounds				Scoring								
SEASON	TEAM	GP-GS	MIN/AVG	FG-FGA	FG%	3FG-3FGA	3FG%	FT-FTA	FT%	OFF	DEF	TOT	AVG	PF-FO	A	TO	BLK	STL	PTS	AVG
2023-24	Rice	14-14	315/22.5	32-85	.376	12-35	.343	19-32	.594	12	55	67	4.8	23-0	11	15	9	12	95	6.8
TOTAL		14-14	315/22.5	32-85	.376	12-35	.343	19-32	.594	12	55	67	4.8	23-0	11	15	9	12	95	6.8



30

GEORGE PERKINS

Washington, D.C.
Sidwell Friends School

2023-24 (REDSHIRT FRESHMAN)

- Recorded a steal in four minutes against St. Thomas (11/7) in first collegiate action
- Grabbed first career rebound versus UT-Martin (11/30)
- Had a rebound a Northwestern State (12/16)

Forward / 6-8 / 200 / Redshirt Freshman

CAREER HIGHS

Points		
FG Made		
FG Att.	1	vs. St. Thomas (11/7/23)
3-Pt. FG		
3-Pt. Att.	1	vs. St. Thomas (11/7/23)
Free Throws		
Free Throw Att.		
Rebounds	1	2x, last at Northwestern State (12/16/23)
Assists		
Steals	1	vs. St. Thomas (11/7/23)
Blocks		
Minutes	4	vs. St. Thomas (11/7/23)

2023-24 SEASON HIGHS

Points		
FG Made		
FG Att.	1	vs. St. Thomas (11/7/23)
3-Pt. FG		
3-Pt. Att.	1	vs. St. Thomas (11/7/23)
Free Throws		
Free Throw Att.		
Rebounds	1	2x, last at Northwestern State (12/16/23)
Assists		
Steals	1	vs. St. Thomas (11/7/23)
Blocks		
Minutes	4	vs. St. Thomas (11/7/23)

PERKINS' GAME-BY-GAME STATS

Opponent	Date	GS	MIN	Total		3-Pointers		Free throws		Rebounds				PF	A	TO	BLK	STL	PTS	AVG
				FG-FGA	PCT	3FG-3FGA	PCT	FT-FTA	PCT	OFF	DEF	TOT	AVG							
St. Thomas (TX)	11/07/2023		03:55	0-1	.000	0-1	.000	0-0	.000	0	0	0	0.0	0	0	0	0	1	0	0.0
vs Indiana St.	11/21/2023		02:06	0-0	.000	0-0	.000	0-0	.000	0	0	0	0.0	0	0	0	0	0	0	0.0
UT Martin	11/30/2023		01:31	0-0	.000	0-0	.000	0-0	.000	0	1	1	0.3	0	0	0	0	0	0	0.0
at Northwestern St.	12/16/2023		01:25	0-0	.000	0-0	.000	0-0	.000	0	1	1	0.5	0	0	0	0	0	0	0.0
Totals			0 08:57	0-1	.000	0-1	.000	0-0	.000	0	2	2	0.5	0	0	0	0	1	0	0.0

MISCELLANEOUS STATS

CATEGORY	2023-24	CAREER
Double-Figure Scoring	-	-
Double-Figure Rebounds	-	-
Double-Figure Assists	-	-
Double-Doubles	-	-
Led Rice in Scoring	-	-
Led Rice in Rebounding	-	-
Led Rice in Assists	-	-
20-Point Games	-	-
5+ Assists	-	-
3+ three-pointers	-	-

PERKINS' CAREER STATS

		Field Goals		3-Point		F-Throws		Rebounds				Scoring								
SEASON	TEAM	GP-GS	MIN/AVG	FG-FGA	FG%	3FG-3FGA	3FG%	FT-FTA	FT%	OFF	DEF	TOT	AVG	PF-FO	A	TO	BLK	STL	PTS	AVG
2023-24	Rice	4-0	9/2.2	0-1	.000	0-1	.000	0-0	.000	0	2	2	0.5	0-0	0	0	0	1	0	0.0
TOTAL		4-0	9/2.2	0-1	.000	0-1	.000	0-0	.000	0	2	2	0.5	0-0	0	0	0	1	0	0.0

2023-24 COMBINED STATS

Game Records

Record	Overall	Home	Away	Neutral
ALL GAMES	6-8	5-2	1-3	0-3
CONFERENCE	0-1	0-0	0-1	0-0
NON-CONFERENCE	6-7	5-2	1-2	0-3

Score by Periods

Team	1st	2nd	OT	TOT
Rice	460	559	0	1019
Opponents	499	544	0	1043

Team Box Score

No.	Player	Total			3-Point		F-Throw		Rebounds				PF DQ A			TO BLK/STL		PTS	AVG			
		GP-GS	MIN	AVG	FG-FGA	FG%	3FG-3FGA	3FG%	FT-FTA	FT%	OFF	DEF	TOT	AVG	P	D	A			T	B	S
3	EVEE, Travis	14-14	439:30	31.4	80-188	.426	29-91	.319	40-47	.851	2	42	44	3.1	16	0	33	23	2	19	229	16.4
2	MASON, Mekhi	14-14	386:11	27.6	59-159	.371	16-62	.258	37-52	.712	13	42	55	3.9	24	0	32	33	9	9	171	12.2
15	FIEDLER, Max	14-14	385:43	27.6	58-92	.630	0-1	.000	15-24	.625	49	70	119	8.5	27	1	66	38	10	9	131	9.4
24	DAWES, Keanu	14-14	315:30	22.5	32-85	.376	12-35	.343	19-32	.594	12	55	67	4.8	23	0	11	15	9	12	95	6.8
4	SELDEN, Anthony	12-5	231:28	19.3	26-59	.441	5-17	.294	19-25	.760	12	23	35	2.9	26	1	7	19	5	6	76	6.3
23	HUSEINOVIC, Alem	14-8	287:45	20.6	33-73	.452	12-39	.308	3-7	.429	2	13	15	1.1	16	0	11	10	2	11	81	5.8
0	ALAJIKI, Sam	13-0	240:04	18.5	22-49	.449	11-35	.314	5-7	.714	10	29	39	3.0	25	0	6	8	5	2	60	4.6
1	SHELBY, Noah	13-1	181:58	14.0	19-59	.322	12-38	.316	9-9	1.000	1	17	18	1.4	7	0	12	8	0	8	59	4.5
13	AKUCHIE, Andrew	14-0	145:55	10.4	19-30	.633	1-2	.500	12-20	.600	14	26	40	2.9	17	0	11	5	6	5	51	3.6
21	WARREN, Gabe	11-0	82:57	7.5	7-16	.438	2-6	.333	9-13	.692	10	8	18	1.6	4	0	5	2	1	1	25	2.3
11	UFOCHUKWU, Ifeanyi	8-0	28:25	3.6	4-8	.500	0-0	.000	8-11	.727	2	4	6	0.8	3	0	1	0	2	1	16	2.0
12	WAGNER, Camp	10-0	39:31	4.0	6-22	.273	4-13	.308	0-0	.000	1	6	7	0.7	3	0	0	2	0	1	16	1.6
10	ANDREWS-HEITZ, Cole	2-0	04:54	2.4	1-1	1.000	0-0	.000	0-0	.000	0	0	0	0.0	2	0	1	1	0	1	2	1.0
22	PEAKES, Jackson	9-0	21:14	2.4	3-6	.500	0-2	.000	1-2	.500	3	1	4	0.4	2	0	2	0	0	0	7	0.8
30	PERKINS, George	4-0	08:57	2.2	0-1	.000	0-1	.000	0-0	.000	0	2	2	0.5	0	0	0	0	0	1	0	0.0
Team											24	25	49				5					
Total		14	2800		369-848	.435	104-342	.304	177-249	.711	155	363	518	37.0	195	2	198	169	51	86	1019	72.8
Opponents		14	2800		389-860	.452	113-321	.352	152-215	.707	139	364	503	35.9	226	2	199	157	47	97	1043	74.5

Team Statistics

	RICE	OPP
Scoring	1019	1043
Points per game	72.8	74.5
Scoring margin	-1.7	-
Field goals-att	369-848	389-860
Field goal pct	.435	.452
3 point fg-att	104-342	113-321
3-point FG pct	.304	.352
3-pt FG made per game	7.4	8.1
Free throws-att	177-249	152-215
Free throw pct	.711	.707
F-Throws made per game	12.6	10.9
Rebounds	518	503
Rebounds per game	37.0	35.9
Rebounding margin	+1.1	-
Assists	198	199
Assists per game	14.1	14.2
Turnovers	169	157
Turnovers per game	12.1	11.2
Turnover margin	-0.9	-
Assist/turnover ratio	1.2	1.3
Steals	86	97
Steals per game	6.1	6.9
Blocks	51	47
Blocks per game	3.6	3.4
Winning streak	0	-
Home win streak	0	-
Attendance	15021	19278
Home games-Avg/Game	7-2146	4-4820
Neutral site-Avg/Game	-	3-1408

Team Results

Date	Opponent		Score	Att.
11/07/2023	St. Thomas (TX)	W	101-57	1746
11/10/2023	Harvard	L	76-89	2474
11/15/2023	at Texas	L	64-80	10554
11/21/2023	vs Indiana St.	L	88-103	1007
11/22/2023	vs New Mexico	L	56-90	1634
11/24/2023	vs UC Irvine	L	68-83	1584
11/30/2023	UT Martin	W	98-78	1656
12/02/2023	Houston Christian	W	65-56	1730
12/06/2023	at Houston	L	39-75	7159
12/13/2023	UIW	W	80-57	3466
12/16/2023	at Northwestern St.	W	76-51	333
12/20/2023	Prairie View	W	82-56	1717
12/22/2023	Louisiana	L	67-84	2232
01/03/2024	at Tulane	L	59-84	1232

2023-24 COMBINED AAC STATS

Game Records

Record	Overall	Home	Away	Neutral
ALL GAMES	0-1	0-0	0-1	0-0
CONFERENCE	0-1	0-0	0-1	0-0
NON-CONFERENCE	0-0	0-0	0-0	0-0

Score by Periods

Team	1st	2nd	OT	TOT
Rice	24	35	0	59
Opponents	37	47	0	84

Team Box Score

No.	Player				Total		3-Point		F-Throw		Rebounds											
		GP-GS	MIN	AVG	FG-FGA	FG%	3FG-3FGA	3FG%	FT-FTA	FT%	OFF	DEF	TOT	AVG	PF	DQ	A	TO	BLK	STL	PTS	AVG
3	EVEE, Travis	1-1	31:53	31.9	5-14	.357	3-9	.333	1-1	1.000	0	0	0	0.0	2	0	4	4	1	1	14	14.0
24	DAWES, Keanu	1-1	26:55	26.9	3-5	.600	2-3	.667	4-4	1.000	0	3	3	3.0	3	0	1	2	1	0	12	12.0
23	HUSEINOVIC, Alem	1-1	25:45	25.8	4-9	.444	2-6	.333	0-0	.000	0	1	1	1.0	0	0	0	0	0	0	10	10.0
2	MASON, Mekhi	1-1	26:35	26.6	3-14	.214	1-7	.143	2-2	1.000	0	1	1	1.0	0	0	1	2	2	1	9	9.0
13	AKUCHIE, Andrew	1-0	13:43	13.7	2-3	.667	0-0	.000	2-2	1.000	3	2	5	5.0	2	0	0	0	0	0	6	6.0
22	PEAKES, Jackson	1-0	03:01	3.0	1-1	1.000	0-0	.000	0-0	.000	1	0	1	1.0	1	0	0	0	0	0	2	2.0
11	UFOCHUKWU, Ifeanyi	1-0	02:48	2.8	0-0	.000	0-0	.000	2-2	1.000	0	2	2	2.0	1	0	0	0	0	0	2	2.0
21	WARREN, Gabe	1-0	13:05	13.1	0-2	.000	0-1	.000	2-4	.500	3	1	4	4.0	0	0	0	0	0	1	2	2.0
4	SELLEN, Anthony	1-0	14:49	14.8	1-4	.250	0-1	.000	0-0	.000	0	3	3	3.0	2	0	1	0	0	0	2	2.0
12	WAGNER, Camp	1-0	02:48	2.8	0-0	.000	0-0	.000	0-0	.000	0	0	0	0.0	0	0	0	1	0	0	0	0.0
15	FIEDLER, Max	1-1	25:11	25.2	0-4	.000	0-1	.000	0-0	.000	2	4	6	6.0	2	0	3	3	0	2	0	0.0
1	SHELBY, Noah	1-0	13:27	13.5	0-4	.000	0-4	.000	0-0	.000	0	0	0	0.0	0	0	1	1	0	0	0	0.0
Team											5	2	7					1				
Total		1	200		19-60	.317	8-32	.250	13-15	.867	14	19	33	33.0	13	0	11	14	4	5	59	59.0
Opponents		1	200		34-60	.567	9-22	.409	7-12	.583	11	27	38	38.0	14	0	24	11	4	10	84	84.0


Team Statistics

	RICE	OPP
Scoring	59	84
Points per game	59.0	84.0
Scoring margin	-25.0	-
Field goals-att	19-60	34-60
Field goal pct	.317	.567
3 point fg-att	8-32	9-22
3-point FG pct	.250	.409
3-pt FG made per game	8.0	9.0
Free throws-att	13-15	7-12
Free throw pct	.867	.583
F-Throws made per game	13.0	7.0
Rebounds	33	38
Rebounds per game	33.0	38.0
Rebounding margin	-5.0	-
Assists	11	24
Assists per game	11.0	24.0
Turnovers	14	11
Turnovers per game	14.0	11.0
Turnover margin	-3.0	-
Assist/turnover ratio	0.8	2.2
Steals	5	10
Steals per game	5.0	10.0
Blocks	4	4
Blocks per game	4.0	4.0
Winning streak	0	-
Home win streak	0	-
Attendance	0	1232
Home games-Avg/Game	0-0	1-1232
Neutral site-Avg/Game	-	0-0

Team Results

Date	Opponent		Score	Att.
01/03/2024	at Tulane	L	59-84	1232

2023-24 RICE RADIO/TV CHART



0
SAM ALAJIKI

F • 6-7 • 230 • Jr.
Dundalk, Ireland
St. Benedict's Prep • California



1
NOAH SHELBY

G • 6-3 • 185 • Jr.
McKinney, Texas
Greenhill School • Vanderbilt



2
MEKHI MASON

G • 6-5 • 195 • So.
Gilbert, Ariz.
Compass Prep



3
TRAVIS EEEV

G • 6-1 • 180 • 5th
Randolph, Mass.
Vermont Academy • VMI



4
ANTHONY SELDEN

G • 6-6 • 225 • Gr.
Boston, Mass.
Tilton School • Gardner-Webb



5
CAMERON SHEFFIELD

G/F • 6-6 • 195 • Jr.
Alpharetta, Ga.
Chattahoochie HS



10
COLE ANDREWS-HEITZ

G • 6-1 • 170 • Fr.
Leander, Texas
Rouse HS



11
IFFY UFOCHUKWU

C • 6-11 • 240 • So.
Benin City, Nigeria
Covenant Day School (N.C.)



12
CAMP WAGNER

G • 6-6 • 175 • Fr.
Dallas, Texas
Link Prep Academy (Mo.)



13
ANDREW AKUCHIE

F • 6-11 • 215 • So.
Fort Lauderdale, Fla.
St. Thomas Aquinas HS




15
MAX FIEDLER

F • 6-11 • 230 • 5th
Indianantic, Fla.
Melbourne HS




21
GABE WARREN

G • 6-6 • 205 • Fr.
Plano, Texas
John Paul II HS



22
JACKSON PEAKES

G • 6-4 • 185 • r-So.
Houston, Texas
St. John's HS



23
ALEM HUSEINOVIC

G • 6-4 • 185 • Sr.
Zenica, Bosnia and Herzegovina
PHPhoenix Prep • Nevada



24
KEANU DAWES

F • 6-9 • 215 • Fr.
Houston, Texas
Stratford HS



30
GEORGE PERKINS

F • 6-8 • 200 • r-Fr.
Washington, D.C.
Sidwell Friends School



SCOTT PERA

Head Coach
7th Season
Penn State, 1989



VAN GREEN

Assistant Coach
6th Season
Columbia, 2014



GREG HOWELL

Assistant Coach
3rd Season
Waldorf, 2012



RUSS PENNELL

Assistant Coach
2nd Season
Central Arkansas, 1983