



UTSA ROADRUNNERS BASKETBALL

ATHLETICS COMMUNICATIONS CONTACT: Michael Stambaugh (michael.stambaugh@utsa.edu; C: 785-979-5721)

OCTOBER (2-0 IN EXHIBITIONS)

24	TRINITY (EXH.) [ESPN+]	W, 100-70
30	MCMURRY (EXH.) [ESPN+]	W, 125-84

NOVEMBER (4-4)

6	WESTERN ILLINOIS [ESPN+]	W, 78-68 (OT)
10	at Minnesota [Peacock]	L, 76-102
14	at Lamar [ESPN+]	L, 82-90
17	at Texas State [ESPN+]	L, 62-72
20	at Houston Christian [ESPN+]	W, 89-87
24	JACKSONVILLE STATE [ESPN+] [^]	L, 77-62
25	UIW [ESPN+] [^]	W, 90-80
30	LAMAR [ESPN+]	W, 86-83

DECEMBER (2-3)

10	ARKANSAS-FORT SMITH [ESPN+]	W, 93-60
13	at Little Rock [ESPN+]	L, 84-93
17	at Oregon State [Pac-12 Networks]	L, 65-66
21	ARMY WEST POINT [ESPN+]	L, 53-63
28	PRAIRIE VIEW A&M [ESPN+]	W, 103-89

JANUARY (1-1)

2	UAB* [ESPNU]	L, 76-78
6	vs. Rice* [at St. Thomas] [ESPN+]	W, 89-82 (OT)
10	at Memphis* [ESPN+]	7 p.m.
13	CHARLOTTE* [ESPNU]	7 p.m.
17	at Tulsa* [ESPN+]	7 p.m.
21	FLORIDA ATLANTIC* [ESPN+]	2 p.m.
24	TULANE* [ESPN+]	7 p.m.
27	at South Florida* [ESPN+]	3 p.m.

FEBRUARY (0-0)

3	RICE* [ESPN+]	2 p.m.
7	at Wichita State* [ESPN+]	6:30 p.m.
10	EAST CAROLINA* [ESPNU]	3 p.m.
15	at Charlotte* [ESPN+]	6 p.m.
18	at Temple* [ESPN+]	1 p.m.
21	SOUTH FLORIDA* [ESPNU]	7 p.m.
24	at North Texas* [ESPNU]	3 p.m.
28	TULSA* [ESPNU]	7 p.m.

MARCH (0-0)

2	at SMU* [ESPN+]	2 p.m.
10	TEMPLE* [ESPN+]	2 P.M.
13-17	American Athletic Conference Championships Fort Worth, Texas (Dickies Arena)	TBA

HOME GAME AT THE CONVOCATION CENTER

[^] - Roadrunner/Cardinal Classic (San Antonio, Texas)

* - AAC Game

All times CENTRAL

Dates and times subject to change



UTSA ROADRUNNERS

(7-8, 1-1 AAC)

AT



NO. 13/13 MEMPHIS TIGERS

(13-2, 2-0 AAC)

7 p.m. • January 10, 2024 • ESPN+

FedEx Forum • Memphis, Tenn.

HEADLINES AND STORYLINES

- In its 43rd season of competition and eighth year under Steve Henson, UTSA is taking on its second straight American Athletic Conference road contest.
- Last time out, UTSA battled to a road victory in Houston over Rice for the program's inaugural AAC victory - just four days after dropping a two-point loss to UAB at home on a game-winner with 2.5 seconds to go.
- Center Carlton Linguard Jr. knocked down four from long range for a career-high 24 points in win over Rice. G/F Dre Fuller Jr. hit five treys for 23 points vs. the Owls.
- Now an activated two-time transfer, Jordan Ivy-Curry played his first two seasons at UTSA before one year at Pacific. Since coming back into the UTSA lineup for Oregon State (Dec. 17), Ivy-Curry has averaged 14.0 ppg, 5.6 rpg and 4.8 apg - scoring in double-figures in 4-of-5 games with a pair at 20+ outings.
- This game marks UTSA's first ranked opponent in a year, the last being #24 Florida Atlantic (L, 64-83) on Jan. 19, 2023. UTSA's last win over a ranked team was Dec. 18, 1994 at #13 Arizona State (W, 87-85).
- After doling out seven assists at Rice, Christian Tucker got right back on track as the American Athletic Conference leader in both assist stats, falling out of the top spot for just four days for the first time this season. He enters his 10th straight week leading the AAC in total assists (79) and is back in front of the conference for assists per game (5.3), ranking nationally at 38th and 36th, respectively.
- Showing offensive diversity, the Roadrunners have six players averaging over 9.0 ppg, led by Jordan Ivy-Curry (14.0) and Christian Tucker (13.2)
- UTSA ranks second in the AAC and 38th nationally with 4.9 blocks per outing, led by Carlton Linguard with an AAC third-best 30 total rejections and 5.3 bpg.
- UTSA also hits the glass, ranking third in the AAC with an average 40.13 rpg, coming in second in the league with 27.4 rpg on the offensive glass.

SETTING THE SCENE

Live Video ESPN+
Greg Gaston (play-by-play)
Jon Albright (color)

Radio Sports Radio AM 760 The Ticket
Andy Everett (play-by-play)
Pregame show starts 30 minutes before tipoff

Series vs. Memphis: 0-1 (0-1 away)
Last Meeting: 12/20/93, Memphis
Loss - 72-78

UTSA HEAD COACH STEVE HENSON

(Kansas State, 1990)

Career Record: 106-131 (8th year)
UTSA Record: same
Record vs. Memphis: 0-0

MEMPHIS HEAD COACH PENNY HARDAWAY

(Memphis, 2003)

Career Record: 120-54 (6th season)
Memphis Record: Same
Record vs. UTSA: 0-0

WE ARE UTSA

When referencing University of Texas at San Antonio Athletics, PLEASE USE THE ACRONYM **UTSA** AND THE NICKNAME **ROADRUNNERS**. Please refrain from using UT-San Antonio, Texas-San Antonio, UT-SA, or any other variation. UTSA's current branding standards use the Roadrunner head as its primary logo. Please refrain from using "stacked" UTSA logo.



@UTSAMBB

UTSA ROADRUNNERS AT A GLANCE

Last Game Starters	Pos.	Ht.	Wt.	Cl.-Exp.	Hometown	G-GS	PTS	RB	Player Notes
22 Christian Tucker	G	6-3	178	Jr.-2L	Chandler, Ariz.	15-15	13.2	3.3	Career 71 G, 6.0 ppg, 2.10 apg
11 Isaiah Wyatt	G/F	6-4	220	r-Jr.-TR	Toledo, Ohio	15-11	9.6	4.3	Chadron St. Transfer: 15.2 ppg
4 Dre Fuller Jr.	G	6-6	220	GR-TR	Fayetteville, N.C.	15-14	11.4	6.0	5.7 ppg, 3.4 rpg, 67G: @UCF
3 Trey Edmonds	F/C	6-10	255	Jr.-TR	Aurora, Colo.	15-15	7.9	6.1	Utah Tech Transfer: 53 GP
2 Carlton Linguard Jr.	C	7-0	225	r-Sr.-TR	San Antonio, Texas	15-10	10.8	6.1	K-State Transfer: 32 GP@KSU

Key Reserves	Pos.	Ht.	Wt.	Cl.-Exp.	Hometown	G-GS	PTS	RB	Player Notes
5 Adante' Holiman	PG	6-0	175	So.-TR	McAlester, Okla	12-11	9.2	2.1	7.5 ppg, 3 apg: @UTRGV
1 Jordan Ivy-Curry	G	6-3	175	Jr.-2L	La Marque Texas	5-0	14.0	5.6	CAR:10.4 ppg, 2.8 rpg, 1.9 apg
21 PJ Carter	G	6-5	175	Jr.-TR	Atlanta, Ga.	14-0	7.8	1.9	16.3 ppg, 2.6 rpg: @GHC
10 Chandler Cuthrell	F	6-8	220	Jr.-TR	Baltimore, Md.	14-0	3.5	3.6	7.2 ppg, 3.0 rpg @Odessa
14 Massal Diouf	F	6-9	240	So.-1L	Gouda, Netherlands	15-0	2.7	2.3	Ret. Starter: CAR 42G/21 GS
0 Nazar Mahmoud	G	6-5	180	Fr.-HS	Leander, Texas	8-0	2.1	0.8	3★ HS recruit, 20.6 ppg HS

THE UTSA BASKETBALL SHOW

SELECTED DATES

Hosted by Andy Everett, **The UTSA Basketball Show Show** airs on select days during the American Athletic Conference season. Fans can join the show live at the **Chicken N Pickle**, on the east side of I-10 off UTSA Blvd (5215 UTSA Boulevard, 78249) via a live stream on the UTSA Athletics Facebook page, or tune in to The Sports Radio AM 760 The Ticket and Ticket760.com and everywhere fans want to listen via the free all-in-one iHeartRadio app.

Jan 8	Jan 23	Feb 5	Feb 20	March 6
Jan 15	Jan 29	Feb 12	Feb 26	March 18




2023-24 UTSA MEN'S BASKETBALL ROSTER



0

NAZAR MAHMOUD
G • 6-5 • 180 • FR.
LEANDER, TEXAS




1

JORDAN IVY-CURRY
G • 6-3 • 175 • JR.
LA MARQUE, TEXAS



2

CARLTON LINGUARD JR.
C • 7-0 • 225 • R-SR.
SAN ANTONIO, TEXAS



3

TREY EDMONDS
F/C • 6-10 • 255 • JR.
AURORA, COLO.



4

DRE FULLER JR.
G • 6-6 • 220 • GR
FAYETTEVILLE, N.C.



5

ADANTE HOLIMAN
PG • 6-0 • 175 • SO.
McALESTER, OKLA.



10

CHANDLER CUTHRELL
F • 6-8 • 220 • JR.
BALTIMORE, MD.



11

ISAIAH WYATT
G/F • 6-4 • 220 • R-JR.
TOLEDO, OHIO



12

JOSH REID
F • 6-7 • 220 • JR.
HAVELOCK, N.C.




14

MASSAL DIOUF
F • 6-9 • 240 • SO.
GOUDA, NETHERLANDS



20

JUAN REYNA
PG • 6-3 • 185 • JR.
SAN ANTONIO, TEXAS




21

PJ CARTER
G • 6-5 • 175 • JR.
ATLANTA, GA.



22

CHRISTIAN TUCKER
G • 6-3 • 178 • JR.
CHANDLER, ARIZ.



23

BLESSING ADESIPE
G/F • 6-6 • 210 • JR.
HOUSTON, TEXAS




25

JUSTIN THOMAS
G • 6-7 • 180 • JR.
BATON ROUGE, LA.



STEVE HENSON
HEAD COACH
EIGHTH SEASON



MIKE PECK
ASSOCIATE HEAD COACH
EIGHTH SEASON




ADAM HOOD
ASSISTANT COACH
EIGHTH SEASON



KURTIS DARDEN
ASSISTANT COACH
FIRST SEASON



CHRIS ARTIS
DIRECTOR OF OPERATIONS
FIRST SEASON



J.R. HARRIS
VIDEO COORDINATOR
FIRST SEASON



J.P. LEWIS
GRADUATE ASSISTANT
FIRST SEASON



DAVID STROTHER
GRADUATE ASSISTANT
FIRST SEASON



RHODIE MOSS
INTERIM ATHLETIC TRAINER
SECOND SEASON



JOSHUA WASHINGTON
SPORTS PERFORMANCE COACH
FIRST SEASON





**AMERICAN ATHLETIC CONFERENCE
STANDINGS (JAN. 9)**

rankings: [AP/USAT] | predicted finish/votes in (#/#)

Rk.	Institution	AAC	Overall
1.	[13/13] Memphis (2nd/3)	2-0	13-2
	UAB (4th)	2-0	10-5
	North Texas (6th)	2-0	9-5
4.	[24/25] Florida Atlantic (1st/11)	1-1	11-4
	Tulane (3rd)	1-1	10-4
	SMU (7th)	1-1	10-5
	South Florida (9th)	1-1	8-5
	East Carolina (5th)	1-1	8-7
	Temple (12th)	1-1	8-7
	Charlotte (13th)	1-1	7-7
	UTSA (14th)	1-1	7-8
12.	Tulsa (10th)	0-2	9-5
	Wichita State (8th)	0-2	8-7
	Rice (11th)	0-2	6-9



UTSA QUICK FACTS

GENERAL INFORMATION

Name of Institution: The University of Texas at San Antonio
Preferred Institution Reference: UTSA
Location: San Antonio, Texas
Founded: 1969
Enrollment: 34,864
Nickname: Roadrunners
School Colors: Navy Blue (PMS 289), Orange (PMS 1665) & White
Arena (Capacity): Convocation Center (2,650)
Year Opened: 1975
Conference: American Athletic Conference
President: Dr. Taylor Eighmy (Tufts, 1980)
Director of Athletics: Dr. Lisa Campos (Colorado State)
Athletic Department Phone: 210.458.4444
Ticket Office Phone: 210.458.UTSA (8872)

TEAM INFORMATION

2022-23 Overall Record: 10-22

Home: 8-10

Away: 2-11

Neutral: 0-1

Conference Record/Finish: 4-16/11th

Lettermen Returning/Lost: 3/12

Starters Returning/Lost: 1/4

Newcomers: 12

HISTORY

First Year of Basketball: 1981-82

All-Time Record: 618-641 (.491)

All-Time Conference Record (pct.): 326-319 (.505)

Conference Regular Season Championships: 3

1990-91 (Trans America Athletic Conference)

1991-92 (Southland Conference) • 2003-04 (Southland)

Conference Tournament Championships: 4

1988 (Trans America Athletic Conference) • 1999 (Southland

Conference) • 2004 (Southland) • 2011 (Southland)

NCAA Tournament Appearances/Record: 4/1-4 (.200)

1988 • 1999 • 2004 • 2011

Last NCAA Postseason Opponent/Result: 2011

Lost to No. 1 seed Ohio State, 75-46 (March 18, 2011)

2023-24 UTSA ROADRUNNERS

No.	Name	Pos.	Ht.	Wt.	Yr.-Exp.	Hometown/Previous School
0	Nazar Mahmoud	G	6-5	180	Fr.-HS	Leander, Texas/Spring Creek Academy
1	Jordan Ivy-Curry	G	6-3	175	Jr.-2L	La Marque, Texas/La Marque HS/Pacific
2	Carlton Linguard Jr.	C	7-0	225	r-Sr.-TR	San Antonio, Texas/Stevens HS/Temple CC/Kansas State
3	Trey Edmonds	F/C	6-10	255	Jr.-TR	Aurora, Colo./George Washington HS/Utah Tech
4	Dre Fuller Jr.	G	6-6	220	GR-TR	Fayetteville, N.C./Admiral Farragut Academy/UCF
5	Adante' Holiman	PG	6-0	175	So.-TR	McAlester, Okla./McAlester HS/UT Rio Grande Valley
10	Chandler Cuthrell	F	6-8	220	Jr.-TR	Baltimore, Md./Baltimore City College/Odesa College
11	Isaiah Wyatt	G/F	6-4	220	r-Jr.-TR	Toledo, Ohio/N. Crowley HS/SW Christian CC/Chadron St.
12	Josh Reid	F	6-7	220	Jr.-Tr	Havelock, N.C./Village Christian Acad./Gulf Coast Clg.
14	Massal Diouf	F	6-9	240	So.-1L	Gouda, Netherlands/Western Canada Prep Academy
20	Juan Reyna	PG	6-3	185	Jr.-TR	San Antonio, Texas/Duncanville HS/Alabama State/Campbell
21	PJ Carter	G	6-5	175	Jr.-TR	Atlanta, Ga./Langston Hughes HS/Campbell/Georgia Highlands
22	Christian Tucker	G	6-3	178	Jr.-2L	Chandler, Ariz./Gilbert Perry HS
23	Blessing Adesipe	G/F	6-6	210	Jr.-TR	Houston, Texas/Alief Taylor HS/Miles [MT]
25	Justin Thomas	G	6-7	180	Jr.-TR	Baton Rouge, La./Village Christian Acad. (NC)/Queens (NC)/Milwaukee

Head Coach: Steve Henson (Eighth season • Kansas State, 1990)

Associate Head Coach: Mike Peck (Eighth season • Northwood, 1993)

Assistant Coach: Adam Hood (Eighth season • Air Force, 2008)

Assistant Coach: Kurtis Darden (First season • Pfeiffer, 2003)

Director of Operations: Chris Artis (First season • Valparaiso, 1998)

Video Coordinator: J.R. Harris (First season • UTSA, 2017)

Graduate Assistant: J.P. Lewis (First Season • Georgia Southern, 2023)

Graduate Assistant: David Strother (First Season • UNC Pembroke, 2022)

Assistant Athletic Trainer: Jiana Hook (Third season • San Diego State, 2016)

Interim Athletic Trainer: Rhodie Moss (Second Season • Texas State/BYU, 2005/2007)

PRONUNCIATION GUIDE

23	Blessing Adesipe (uh-DAY-SHIP-ay)
10	Chandler Cuthrell (Cue-TRULL)
5	Adante' (uh-DAWN-tay)
	Holiman (HAUL - uh - mun)
14	Massal (muh-SAUL) Diouf (Joof)
0	Nazar (Nuh-ZAHR) Mahmoud (MAHK-mood)
20	Juan Reyna (RAY-nuh)

SETTING THE STAGE

- The UTSA men's basketball team (7-8, 1-1 AAC) heads east for its first game of the year against a ranked foe, traveling to No. 13 Memphis (13-2, 2-0 AAC) for a Wednesday-night American Athletic Conference tilt.
- Fresh off earning their first program AAC win on an 89-82 overtime victory against Rice in Houston, the Roadrunners look to earn their first win against the Tigers in the first meeting since 1993. UTSA's last ranked win was Dec. 18, 1994 at #13 Arizona State (W, 87-85).
- Wednesday's matchup will stream live on ESPN+ with the radio broadcast airing on Sports Radio AM 760 The Ticket.

SERIES WITH MEMPHIS

- Wednesday will mark UTSA's first appearance in the FedEx Forum, but their second game in the series with the Tigers.
- UTSA previously dropped a close one on Dec. 20, 1993 at the Pyramid Arena, 72-78.
- This will be the first meeting between UTSA head coach Steve Henson and Memphis Coach Penny Hardaway.

SCOUTING MEMPHIS

- Penny Hardaway has the Tigers rolling in his sixth season, off to a 13-2 start and 2-0 mark in AAC play after being picked at No. 2 in the Preseason AAC Coaches Poll.
- The Tigers have won eight straight since a Dec. 2 loss (77-80) at Ole Miss, including Sunday's comeback win over SMU, 62-59 – with Jahvon Quinerly hitting the game-winning three at :03 for Memphis' first lead.
- The Tigers have three players averaging over nine points, with senior David Jones shouldering the load on an NCAA 14th-ranked 20.7 ppg performance since joining Memphis this year from St. John's. Jones is shooting 44.6 percent from the field and leads the team with 33 three-pointers and 30 steals, while averaging 6.7 rpg among the UM rebounding leaders.
- Quinerly is averaging 12.8 ppg and shooting 43.7 percent, while pacing the Tigers' distribution with 67 assists.
- A mid-year grad transfer from Kansas State, Nae'Qwan Tomlin is averaging 10.5 ppg and 7.0 rpg.
- The highest-ranked AAC team, the Tigers average 78.1 ppg on team 45 percent shooting. UM hits 7.5 threes per game. The Tigers allow 13.5 turnovers per game to rank 13th in the AAC, but also collect 8.5 spg to come in third in the league.

LETTING IT FLY DELIVERS RECORDS AND RANKINGS

- In leveling a 33-point victory over Arkansas-Fort Smith on Dec. 10, the Roadrunners registered a pair of program single-game records, racking up **19 made three pointers on 47 long-range attempts**; both program bests.
- Six long-range scorers factored into the marks, as Carlton Linguard Jr. (5), Isaiah Wyatt (5), Christian Tucker (4), PJ Carter (2), Dre Fuller Jr. (2) and Nazar Mahmoud (1) each contributed to the record-setting count.
- The Roadrunners crept close to that count last week in defeating Rice in Houston, knocking down **14 threes on 31 attempts, 45.2% from deep**.
- UTSA's propensity for deep shots has kept the Roadrunners ranked high in the AAC. Ranking second in the AAC with 28.3 attempts/game (18th NCAA), **UTSA tops the league with 10.0 3FGM/game** (21st in the NCAA).
- Pacing the effort, **Isaiah Wyatt** ranks seventh in the conference and 199th overall with 31 long-range buckets, averaging an AAC ninth-best 2.07 threes per contest. **Dre Fuller Jr.** averages 1.93 threes per outing, while **Adante' Holiman** also averages 1.75.
- **Christian Tucker** leads the team with 41.3% long-range shooting (19-46).



LAST TIME OUT

UTSA 89, RICE 82 [OT] // JANUARY 6 // HOUSTON, TEXAS // JERABECK ACTIVITY AND ATHLETIC CENTER [UNIVERSITY OF ST. THOMAS]

Score by Periods	1st	2nd	OT	GAME LEADERS	UTSA	RICE
UTSA	38	39	12	Points	Linguard - 24	Evee - 25
RICE	41	36	5	Rebounds	Ivy-Curry - 7	Fiedler - 12
				Assists	Tucker - 7	Fiedler - 8

HOUSTON – UTSA arose from their second overtime of the season with a second overtime victory, defeating Rice, 89-82, on the court at the St. Thomas’ Jerabek Center due to water damage at Tudor Fieldhouse.

Center Carlton Linguard Jr. threw a wrench into the Rice defensive gameplan, as the 7-foot center hit three of his first four three-pointers in helping UTSA to jump out to an early 11-point lead. Linguard went on to finish with a career-high 24 points to lead all scorers.

Guard/forward Dre Fuller Jr. came on strong in the second half and also put up 23 points, notching three steals. Linguard and Fuller combined for the second game this season with two players cresting 20 points.

Despite the hot start for the Roadrunners, Rice guard Travis Eevee brought the Owls back, scoring on three consecutive possessions, slicing the lead to a single possession in the final two minutes of the first half. Noah Shelby’s three dropped in and sent the Owls to the break leading 41-38.

The Owls went up 10 early in the second half on a slow UTSA start, but a 13-1 run over a three-minute span brought the game back to contention.

Trailing with just under two minutes to go, Jordan Ivy-Curry collapsed the Rice defense on a deep drive, kicking out to Christian Tucker on the perimeter for the game-tying three at 73-all. The scores shuffled with a pair from Eevee and a stepback jumper from Fuller, but Ivy-Curry drew the crucial shooting foul with 3.1 seconds remaining, taking care of business to end regulation tied at 77.

Ivy-Curry scored the first bucket of the extra period and the final free throws, but in between, Isaiah Wyatt turned the tide when he batted the ball away from forward Max Fiedler and raced the distance for the layup with 1:13 to go.

Finishing with 15 points, Ivy-Curry hit 8-of-9 at the line, adding in seven rebounds and four assists. Topping an 18-assist team effort by the Roadrunners, Tucker scored 10 with seven assists.

IVY-CURRY EARNS BACK-TO-BACK RECOGNITION WITH UTSA'S FOURTH WEEKLY AAC HONOR ROLL

- Recently-activated junior guard **Jordan Ivy-Curry** became the third Roadrunner last Monday (1/1) to earn AAC Weekly Honor Roll after firing off 22 points on 7-of-11 FG and 6-of-8 FT in the big 2023-ending victory over Prairie View A&M. He also notched a season-high eight (8) assists with five (5) boards. Previously recognized were Isaiah Wyatt (12/4) and Carlton Linguard Jr. (12/11).
- With a big conference opening week, Ivy-Curry repeated on the Honor Roll (1/8). Ivy-Curry played a key role in UTSA’s victory over Rice for the program’s first AAC win, securing both the game-tying free throws to send the game to overtime and scoring both the first and the last points of the overtime period in the win. Despite the two-point loss against UAB, Ivy-Curry gave the Roadrunners their largest lead at six points, reclaimed a lead two minutes later and twice tied the game at the line down the stretch. Paced by his 20 point/10 rebound double-double against the Blazers, for the week Ivy-Curry scored 35 total points (17.5 ppg) and was 14-16 at the line (.875), collected 17 rebounds (8.5 rpg), 8 assists (4.0 apg) and 4 steals (2.0 spg).

SAN ANTONIO'S DISTRIBUTION CENTER

- One of only two players back from last year, **junior guard Christian Tucker** has proved a key asset for finding teammates for the score, while taking a leadership role in scoring with a 14.0 ppg average - but he hardly leaves his teammates out in the cold.
- Tucker opened the season with eight assists in the opener vs. Western Illinois and just dished out seven in Houston vs. Rice.
- With the exception of a four-day blip last week, **Tucker has led the American Athletic Conference leader in both assist stats** all year, entering his 10th straight week leading the AAC in total assists (79) and now ranking 38th in the NCAA.
- Tulane’s Kevin Cross was the first to supplant him in AAC assists per game, but it was short-lived and Tucker is back on top with a 5.3 apg average, now ranking 36th in the nation.
- Tucker has delivered **at least three assists in all 15 games this season and eight games of at least five.**
- His season-high total of 11 versus Lamar ties for the 25th most in a game nationally this year and ties for second in the AAC.
- In total on his career, Tucker is a consistent distributor of the ball, averaging 2.10 assists per outing and accruing 149 to date. He has allowed only a 1.30 turnover average through 71 games.

WHO YOU WANT AT THE LINE

- On the season, **Christian Tucker** is 69-for-79 at the free throw line; an AAC second-best .873 free throw percentage.
- Tucker has the fourth-most AAC free throws (52nd NCAA), fifth-most attempts (96th NCAA) and ranks 57th in FT%.
- Tucker is shooting 81.5% for his career (154-189), a trajectory on track for third in UTSA’s records, ahead of Keaton Wallace.
- Since his activation in December, **Jordan Ivy-Curry** has been a threat at the line as well, shooting .833 (20-24), including a career-high 8-of-9 at Rice with key shots that pushed the Roadrunners first to overtime, then to victory.

SHARING THE FREE PASSES

- UTSA ranks seventh in the AAC in free throw attempts per game (22.1) and 61st in the nation.
- The Roadrunners are also 78th in the NCAA in made FT per game (15.6), coming in at seventh in the AAC.
- The clear leader at the free throw line, Tucker has taken 23.8% of UTSA free throws himself with 29.5% of UTSA makes on his tab.
- Including Tucker and Ivy-Curry, five total players shoot over 75 percent on the season, also **Dre Fuller Jr.** (.786), **Carlton Linguard Jr.** (.765) and **Isaiah Wyatt** (.767).
- At 26, **Trey Edmonds** ties Linguard for the second-most free throw makes for the Roadrunners, with Wyatt just behind at 23, while Ivy-Curry is making up ground quickly with 20 in his five games since Dec. 17.

UTSA’S RECORD WHEN ...

SITUATION	THIS SEASON 2023-24	HENSON ERA
overall	7-8	106-131
at home	5-3	77-41
on the road	2-5	23-74
neutral site	0-0	6-17
overtime games	2-0	7-7
decided by 10 pts. or less	5-6	53-59
decided by 5 pts. or less	2-2	24-24
following a win	2-4	46-61
following a loss	4-4	57-67
in November	4-4	25-29
in December	2-3	22-24
in January	1-1	25-39
in February	0-0	22-24
in March	0-0	12-14
Sunday	1-1	9-7
Monday	2-0	9-7
Tuesday	0-2	5-9
Wednesday	0-1	10-13
Thursday	2-1	27-38
Friday	0-3	8-14
Saturday	2-0	38-43
leads at half	4-3	81-29
trails at half	1-5	17-97
tied at half	2-0	7-4
scores less than 60	0-1	0-22
scores 60-69	0-3	17-49
scores 70-79	1-2	32-36
scores 80-89	3-2	24-13
scores 90+	3-0	28-2
opp. scores less than 60	0-0	22-4
opp. scores 60-69	2-2	35-19
opp. scores 70-79	0-3	32-45
opp. scores 80-89	5-0	12-35
opp. scores 90+	0-3	2-26
outrebounds opponent	6-2	78-36
opponent outrebounds	1-4	26-84
rebounds are equal	0-2	2-9
shooting 50%+ FG	1-0	30-2
shooting less than 50% FG	6-8	75-129
opp. shooting 50%+ FG	1-2	6-41
opp. shooting less than 50% FG	6-6	97-90
shooting 40%+ FG	6-5	82-55
opp. shooting 40%+ FG	5-6	50-109
shooting less than 40% FG	1-3	17-76
opp. shooting less than 40% FG	2-2	50-12
more FTA than opponent	4-1	47-33
fewer FTA than opponent	2-7	43-90
equal FTA	1-0	6-5
more TO than opponent	5-6	41-71
fewer TO than opponent	1-2	57-52
equal TO	1-0	7-8
games decided by 1-3 pts.	2-2	14-19
games decided by 4-6 pts.	0-0	24-15
games decided by 7-10 pts.	3-4	18-31
games decided by 11+ pts.	2-2	48-64



CLOSE RANGE DEFENDERS

- Making the most of their 6' 10" average in the post, the Roadrunners rank 38th in the NCAA and **second in the American Athletic Conference in blocks per game** (4.9), tying 36th nationally with 74 blocks on the year - slipping just two rejections behind SMU (76).
- Taking lead on the block party, senior center **Carlton Linguard Jr.** is third in the AAC and ties 35th in the NCAA with a 2.00 bpg average, registering and NCAA t-32nd, third AAC total of 30.
- Forward Massal Diouf also has 11, guard/forward Dre Fuller Jr. has eight (8) and forward Chandler Cuthrell has seven (7).

RUNNERS PACE

- A hallmark of Coach Steve Henson's philosophy in building a program is the ability to play a fast-tempo style. The Roadrunners have ranked among the NCAA's top teams for the last five years in pace of play, and 2023-24 is no different, producing an NCAA 62nd-ranked 13.53 fast break points per game - coming in at fifth in the American Athletic Conference.
- In the latest Kenpom rankings, UTSA is 50th in adjusted pace of play, 53rd in raw pace of play and 62nd in average offensive possession length.
- Closely tied to the 'Runners' style in his program, coach Steve Henson implemented a new team acronym las season; **Runners PACE**. The aimed to instill a new sense of culture and admittedly was inspired by the football team's 210 Triangle of Toughness.
- PACE stands for **P**rocess, **A**ccountability, **C**onsistency and **E**xcellence. These four pillars are mindsets/attitudes the team aims to embody.

UNDERESTIMATING THE ROADRUNNERS

- With UTSA coming off a 10-22 season and making the move to a stronger basketball conference, the preseason predicted order of finish in the AAC doesn't reflect UTSA's potential. During the AAC Media Days on Oct. 8-9, the announcement came that the Roadrunners were picked 14th
- Returning a solid roster from last year's Final Four run, Florida Atlantic was picked as the preseason favorite with 11 of the league's head coach votes, while reigning AAC Tournament champion Memphis was chosen second with three first-place votes. Next on the list were Tulane, UAB, East Carolina, North Texas, SMU, Wichita State, South Florida, Tulsa, Rice, Temple, Charlotte and UTSA.

FORMER 'RUNNER WILLIAMS TO BE INDUCTED TO ROGERS STATE HALL

- Former UTSA guard Lloyd Williams is slated to be inducted as a coach into the Rogers State Hall of Fame during February's RSU Homecoming.
- He will be inducted as part of the 2008-09 team that reached No. 1 in NAIA and was 30-2 in his first year coaching the Hillcats, earning the Sooner Athletic Conference regular season title and conference tournament championship, earning the top seed in the program's first-ever National Championship Tournament appearance. Williams was the 2008-09 SAC Coach of the Year.
- Williams played for the Roadrunners from 1996-2000 under Tim Carter, finishing his career as the all-time leader in assists (536) and steals (237) and still remains in second on both lists.

THE AMERICAN EXPERIENCE

- Among the 12 new players this year for UTSA, **former UCF guard Dre Fuller Jr.** showed immediate non-conference impact, but his playing experience against familiar foes could be invaluable.
- Taking a redshirt as a true freshman in 2018-19, Fuller played 20 games, missing 10 due to injury, and started 13 times in first season of competition, averaging 6.3 points, 3.1 rebounds and 1.5 assists while playing 19.0 minutes per game.
- His second season was a breakout, as he appeared in all 23 games, starting 14 times, including each of the last three games of the season. That year, Fuller averaged 7.0 ppg and 4.7 ppg, while playing 27.6 mpg and shooting 41.4 percent. He also added 24 steals, seven blocks and 44 assists. In his third year, he logged a 43.9 field goal percentage and played in 24 games.

BUILDING UP SOME NEW DIGS

- The first of many facilities under **UTSA's Go Bold fundraising initiative**, the Roadrunners moved into the RACE (Roadrunner Athletic Center of Excellence) building, a \$45.4 million facility, in the August 2021. Now the central nervous system of UTSA Athletics, the building features among others, an academic center, football practice fields, centralized sports medicine



and strength and conditioning centers, meeting rooms, student-athlete lounges and coaching/staff offices.

- In the move, the UTSA basketball staff took over the former football building/Intercollegiate Athletics Building (IAB) and Go Bold is working on a new state-of-the-art basketball/volleyball facility, marking yet another big moment for UTSA athletics, which has been around just since 1981, with the university celebrating a 50th anniversary in 2019-20. The new facility is slated to house two full-size NCAA regulation hardwood practice courts with eight goals on each court, striped for both basketball/volleyball, a 3,000 SF weight room with dedicated cardio and 1,000 SF athletic training

with separate consultation room and hydrotherapy. The facility will also feature locker rooms and coaches offices, moving teams out of IAB and Convocation Center spaces.

- UTSA just finished the latest round of construction at Park West, the home of UTSA soccer and T&F. Officially opened in July 2023, the Park West Fieldhouse facility is another milestone in UTSA's strategic vision to further promote the academic success, health, wellness and performance of its student-athletes - another in a long run of improvements UTSA has scheduled. The newly-minted \$8 million, 14,325 square-foot facility located just off Loop 1604 houses locker rooms for soccer and men's and women's track & field, featuring a 1,500 SF athletic training room, 2,500 SF Community Room with a 120-seat capacity, dedicated nutrition center and a 700 SF equipment and multi-team laundry room.

NEW TO THE BENCH

- The Roadrunners are not only welcoming 12 newcomers to the court, but also welcomed three newcomers to the bench.
- Arriving in late May, **Kurtis Darden** is the newest assistant coach for the Roadrunners and brings a variety of successful basketball experiences to the UTSA squad for an immediate impact. Darden joined the Roadrunners staff after one season as the director of basketball operations at Campbell in Buies Creek, N.C. The Camels reached the Big South Championship Game last season.
- Prior to taking on his first operations role, Darden built up an extensively successful coaching career at the high school level in his hometown of Fayetteville, N.C. Over the course of 12 seasons, Darden's teams racked up a 243-83 record. He joined the Campbell staff fresh off two seasons as head coach at Freedom Christian Academy. Prior to FCA, Darden led Village Christian Academy as head coach since 2010, producing back-to-back NCISAA 2-A state titles in 2016 and 2017 - along with a pair of state runner-up finishes. Darden has been named the 2017 Cape Fear Region Coach of the Year and was a three-time conference Coach of the Year, also selected as head coach of the East squad in the 2019 NCISAA Private School All-Star Game.
- As an active-duty commissioned Air Force officer, Darden continued his basketball journey by playing for the All-Air Force team from 2005-08. His teams won the Armed Forces Championship in 2006, 2007 and 2008. That's where Darden first cut his teeth in the coaching world, serving as an assistant coach of the 2011 All-Air Force team that also won the Armed Forces Championship.
- Lt. Col. Darden is a veteran who continues to serve his country as an Individual Mobilization Augmentee (IMA) reservist assigned to Air Force Services Center at Joint Base Lackland.
- Under new NCAA rules in place as of this season, certain administrative roles are allowed a specific amount of coaching duties and interactions.
- Coming to UTSA after four seasons on the other side of San Antonio at UIW, **Chris Artis** is the new director of operations, a role he served for the Cardinals before moving into an assistant coach position. Artis brings extensive basketball history as a player in the collegiate and professional ranks, and as a high school, post-graduate and college coach. Artis came to UIW from Calumet College of St. Joseph in Whiting, Indiana, marking his second stint with the program. From 2015-19, Artis served as the associate head coach for the Crimson Wave, assisting the team in reaching new heights, as the 2016-17 team earned its second Chicagoland Collegiate Athletic Conference (CCAC) regular-season title and its first NAIA Division II tournament bid. During the 2018-19 campaign, Calumet started with a 12-0 record, earning its highest national ranking at 20th during the campaign. He also was head high school boys basketball coach at Don Bosco Institute in Crown Point, sending 9 players to NCAA Division I and 2 more to Division II schools.

- Taking over video coordinator duties for the UTSA program, **J.R. Harris** was among the first Roadrunners to play under Henson; his senior season coinciding with Henson's first at the helm. Harris returned to San Antonio after spending the 2022-23 school year as the head boys basketball coach at Istrouma High School in his hometown of Baton Rouge, La. Following his playing career, Harris returned home to teach and work in athletic administration at Inspire Academy, then transitioning to the coaching world as the assistant coach at Hillsboro, Texas-based Hill College during the 2021-22 season. Harris helped the team achieve a 21-10 regular season record.

THE POSTSEASON SET TO RETURN TO SAN ANTONIO

- UTSA last hosted the NCAA South Regional in March 2022 at the AT&T Center where (2) Villanova defeat (5) Houston on its way to the Final Four. (11) Michigan/(1) Arizona also competed in the Regional.
- UTSA also served as the host institution for all 64 teams in the women's NCAA Tournament with the entirety of the tournament moved to the Alamo City for COVID precautions in 2021.
- San Antonio has been the host site of seven Regionals and four Final Fours.
- The Roadrunners will host the Final Four again in 2025, scheduled for April 5 and 7 at the Alamodome and hosted by UTSA and UIW.
- San Antonio and UTSA have also been awarded the 2029 Women's Final Four at the Alamodome. San Antonio previously hosted the Women's Final Four three times, in 2002 and 2010.
- The Alamodome was the site of the Women's Final Four when Stanford claimed the 2021 title in front of a limited capacity audience but was also the site in 2002 when the all-time Women's Final Four attendance record was set when 29,619 were at the national semifinal games and the National Championship game.



DEFENDING HOME COURT

- Under head coach Steve Henson, UTSA has posted a 77-41 (.652) record at the Convocation Center. The Roadrunners went 11-3 at home in 2016-17, 12-4 in 2017-18, 11-4 in 2018-19, 10-5 in 2019-20, 12-2 in 2020-21 and 8-10 in 2021-22, 8-10 in 2022-23 and 5-3 so far in 2023.
- Prior to the Henson era, UTSA last posted consecutive 11-win home campaigns when the program went 11-3 in 2008-09, 2009-10 and 2010-11 as members of the Southland Conference.
- The 1991-92 team was the last Roadrunners squad to win more than 12 games at home, finishing 14-1.

PRO RUNNERS PUTTING IN WORK

- UTSA currently has 11 players playing professionally across the world - checking in on the latest.
- **Keaton Wallace** (UTSA 2017-21), After a strong NBA Summer League performance for the LA Clippers, Wallace signed with the Atlanta Hawks and went to training camp in September. Wallace plays in the NBA G League for the College Park SkyHawks ATL affiliate in College Park, Ga. He has started all 16 games for the SkyHawks, averaging 12.9 ppg off 43.8% shooting, 6.1 apg and 4.3 rpg. He played the last two seasons for the Ontario Clippers
 - **Jhivvan Jackson** (UTSA 2017-21) plays in Germany for the Tigers Tuebingen of the Germany's top league, Basketball Bundesliga. Turning in six performances of 20+ this season as a point guard, Jackson is averaging 19.1 ppg on 44.5% shooting, with 4.3 apg and 3.0 rpg through 14G.
 - **Nick Allen** (UTSA 2015-19) plays small forward for Earthfriends Tokyo Z in the Japanese B3 League. Allen is averaging 7.5 ppg with 6.3 rpg through 24 games this season.
 - **Kaj-Bjorn Sherman** (UTSA 2011-15) plays in Spain for Club Baloncesto Benidorm out of Alicante, averaging 14.2 ppg, 9.1 rpg and 2.5 apg at center for the club.
 - **Dhieu Abwok** (UTSA 2021-22) plays in Tanzania for Pazi Basketball Club of the Tanzania National Basketball League. Abwok is averaging 24.3 ppg, 9.3 rpg, 1.3 apg and 3.0 spg so far this season as a guard for Pazi.

Some other recent pro moves for former Roadrunners

- **Giovanni De Nicolao** (UTSA 2016-19) signed for Gevi Napoli in Italian Serie A.
- **Cedrick Alley Jr.** (UTSA 2020-22) averages 10.3 ppg, 6.1 rpg for RASHI in Georgian Superleague.
- **Atem Bior** (UTSA 2014-15) averages 5.9 ppg, 3.8 rpg for Brisbane Capitals in Australian NBL One.
- **Richard Froehlich** (UTSA 2008-10) averages 5.4 ppg, 3.2 rpg for Stade in German Regionalliga.
- **James Ringholt** (UTSA 2014-18) plays center for Ipswich Force in Australian NBL One.
- **Deon Lyle** (UTSA 2017-18) plays out of New York for the Albany Patroons in The Basketball League (TBL), signing in February after averaging 16.4 points 4.3 rebounds in 23 games last season. This year, he's averaging 11.2 ppg, 3.0 rpg and 1.7 apg.

AMERICAN MUSCLE

- UTSA's 43rd season on the basketball court is also the Roadrunners first year as a member of the American Athletic Conference, joining the league on Saturday, July 1, as one of six institutions welcomed to form the AAC's new lineup of 15 schools in The American's 10th year. The conference has 14 programs that compete in men's basketball: Charlotte, East Carolina, Florida Atlantic, Memphis, North Texas, Rice, SMU, South Florida, Temple, Tulane, Tulsa, UAB and Wichita State compete with UTSA in the new-look league.
- As a member of The American, UTSA will enjoy greater national media exposure, enhanced brand recognition, more Texas team matchups and expanded recruiting opportunities, furthering the university's ability to compete at the highest level.
- A league presence in four of the top 10, six of the top 25 and 12 of the top 52 Nielsen media markets allows The American to enjoy a lucrative and comprehensive media rights partnership with ESPN, giving the conference a significant presence on the Worldwide Leader's primary television networks (ABC, ESPN, ESPN2, ESPNU) and an all-sports presence on ESPN+, the industry's leading streaming service with more than 25.3 million subscribers.
- This marks the fifth conference that UTSA has been a full-fledged member of since first joining the Trans America Athletic Conference (now Atlantic Sun) in 1986 after five years as an NCAA Division I Independent. UTSA was a member of the Southland Conference from 1992 to 2012, and spent one year in the Western Athletic Conference before joining Conference USA in 2013.

WHO'S NEW?

- **Junior guard/forward Blessing Adesipe** hasn't seen the court for the Roadrunners just yet, but the expectations are high for the Texas-native JUCO product who got his start in Montana. Adesipe played two seasons at Miles College in Miles City, Montana, where he put up 1,132 points in just two prolific scoring seasons playing under coach Chase Tait. He started all 30 games for the Pioneers as a sophomore in 2022-23 en route to an NJCAA All-America Honorable Mention and NJCAA All-Star selection by the NJCAA Men's Basketball Coaches Association. At Miles in 2022-23, he averaged 21.6 ppg to lead the team, rank second in the Mon-Dak Athletic Conference and 14th in NJCAA Division I. He shot 41.8 percent from the floor and racked up double-figures in 28 games, topped by a 39-point performance against Dakota-Bottineau - 1-of-5 outings in excess of 30 points. Also averaged 9.9 rebounds per game with 16 double-digit rebounding performances, along with 2.3 assists and 1.3 steals per contest.
 - **Junior guard PJ Carter** is a former Georgia Region 5-6A Player of the Year and 6A All-State honoree from Atlanta, Carter played the 2022-23 season at Georgia Highlands College under coach Jonathan "JJ" Merritt. He earned first-team All-GCAA honors while helping the Chargers to a 23-10 season that went all the way to the GCAA Championship final. Carter led the team with 16.3 ppg despite coming off the bench in 29 of the 33 games he played. Logged double-figure scoring in 29 contests while shooting 46.6 percent from the floor, 43 percent from the perimeter and 79.5 percent from the free throw line. Before GHC, he played two years at Campbell.
 - A well-rounded performer who has come off the bench in multiple games, **junior forward Chandler Cuthrell** played two seasons in the Texas Panhandle at Odessa College under coach Kris "Bucket" Baumann, helping the Wranglers to a 30-4 record in 2022-23, a Western Junior College Athletic Conference title and an appearance in the NJCAA DI National Quarterfinals - ranking third in the final NJCAA DI rankings. Cuthrell played 34 games last year with a 7.2 ppg, 3.0 rpg, shooting 48.8 percent from the floor and 40.8 percent from three.
 - Making his physical presence felt in the post, **junior forward/center Trey Edmonds** has been a steady force in the post since the beginning of the season. Edmonds played two seasons at Utah Tech, the former Dixie State, in St. George, Utah, appearing in 33 games with one start last year. Limited to just over 8.3 mpg in two years with the Trailblazers, Edmonds averaged 2.5 ppg on 46.8 percent shooting, 2.3 rpg.
 - The most diversified performer of exhibition season, **graduate student guard/forward Dre Fuller Jr.** shot .440 through the exhibitions to average 13.0 ppg, 9.0 rpg, 4.0 apg and 1.5 spg. and the expectations have been fulfilled into the regular season. One of the most experienced transfers to join the Roadrunners this season, Fuller played three seasons at UCF in Orlando, logging 67 games and 27 starts for the Knights. Fuller averaged 5.7 ppg on 42.2-percent shooting, with 3.4 rpg and 1.5 apg.
 - Immediately taking charge in leading the UTSA offense, sophomore **point guard Adante Holiman** is a former four-star high school recruit and the No. 1-rated player in Oklahoma, Holiman registered 2,392 prep points and ranked among the top 50 in Oklahoma history after wrapping a 32-ppg, 5.0 apg senior season. He comes to San Antonio after an outstanding rookie season at UT Rio Grande Valley, playing 24 games with 11 starts for the Vaqueros. As a freshman, Holiman averaged 7.5 ppg on 44.7-percent shooting, doling out 3.0 apg.
 - One of the most anticipated players to take the court, seven-foot **redshirt senior center Carlton Linguard Jr.** has not disappointed. His debut saw the agile big man score 20 on 8-of-12 shooting, registering nine boards with three assists in the opening exhibition. Across the two preseason contests, Linguard averaged a team-high 14.5 ppg with 10.5 rpg, 2.0 apg and 2.0 blocks per outing and he really hasn't shown any signs of slowing down.
- The homegrown Kansas State transfer had to sit last season for a year in residence, playing 32 games with two starts with the Wildcats. He averaged 1.8 ppg and 1.3 rpg while coming off injuries. Before KSU, he was the 12th best junior college prospect at Temple College on the I-35 corridor, where he put up 13.3 ppg on 51.4-percent shooting with 9.5 rpg and 3.6 rpg - logging 12 double-doubles with double-figure scoring in 25-of-30 and double-digit boards in 13.
- The lone freshman among the 12 newcomers, **guard Nazar Mahmoud** rated as a three-star player and the No. 37 shooting guard coming out of Spring Creek Academy in Plano, Texas, helping the Spartans to a 26-4 record during his senior year. Mahmoud scored 20.6 ppg on 42-percent shooting, with nearly five (5) rpg and two (2) apg. Earned All-SWAIC honors as a senior and was named the District 25-5A Offensive MVP and TABC All-State as a junior at Leander's Rouse High.



WHO'S NEW? (cont'd)

- **Junior forward Josh Reid** saw limited time in the exhibitions, averaging 1.5 ppg and 0.5 rpg and has not yet seen action this season. Reid joined the Roadrunners after two seasons at Gulf Coast College in Panama City, Florida, playing 28 games with 20 starts for the Commodores last year. Reid shot 45 percent from the floor for 10.3 ppg, logging 6.4 rpg with 42 assists and 34 steals.
- Former Antonian Prep standout **junior guard Juan Reyna** is returning home after one season each at Campbell and Alabama State. Although he's now eligible as a two-time transfer, he has not seen action this season. At Campbell, Reyna averaged 5.3 ppg in 30 games with the Camels. Put up 8.7 ppg 26 games at Bama State. Graduated from Duncanville High after leaving San Antonio, where he helped lead DHS to back-to-back UIL 6A State Championships (2020, '21) and surpassed 2,000 career points. As a senior, Reyna averaged 20.8 ppg and 3.2 app.
- **Junior guard Justin Thomas** helped Milwaukee to the best record in seven years, playing in 33 games with 7.3 ppg, 4.4 rpg and 3.0 app. Thomas shot 43.2 percent (82-of-190) from the field overall, 42.9 percent (24-of-56) and led the team with 98 assists. Began his collegiate career at Division II Queens University of Charlotte.
- A former All-District 4-6A and All-Region player from Fort Worth's North Crowley High, redshirt **junior guard Isaiah Wyatt**, drew some attention in the preseason, but quickly jumped off the page in the early season once the games counted, eventually entering the starting lineup. Wyatt arrived at UTSA after one season at NCAA Division II Chadron State in northwestern Nebraska. Wyatt earned All-RMAC honors after leading the Eagles with 15.2 ppg through 29 starts, scoring in double-figures in 25 outings after shooting 45.1 percent. Hit 46.9-percent beyond the arc and was second in the RMAC with 2.8 threes per contest. Also grabbed 5.3 rpg. Also played at Texas JUCOs, Southwestern Christian and McClennan.

RETURNING FROM THE 2022-23 ROSTER

- UTSA lost 12 players from last year's squad and returns only two contributors from 2022-23. The pair accounted for just 8.4 percent of the points, 10.5 percent of rebounds, 12.4 percent of assists and 12.6 percent of steals last season.
- **Junior guard Christian Tucker** is starting to provide a consistency point for the Roadrunners, after playing in 30 games last season with six starts. In 2022-23, Tucker averaged 4.8 points, 1.4 assists and 1.5 rebounds per game. Through the two exhibitions, Tucker led UTSA with 16 points in the second contest vs. McMurry en route to a 11.5 ppg 3.0 rpg preseason - leading the team with 5.0 assists per contest. In total, Tucker has played 56 games with 12 starts for the Roadrunners, averaging 4.1 ppg and 1.3 app. Tucker was a first-team All-Region and All-State honorable mention at Gilbert Perry High School in Chandler, Ariz., averaging 16 points, five assists and five rebounds while leading Gilbert Perry to a Regional Championship.
- A starter at forward last year in his rookie season, **sophomore Massal Diouf** appeared in 27 games and started 21 contests a year ago. Diouf shot 42.5 percent and averaged 2.0 ppg, 2.7 rpg in 10.9 mpg. In the exhibitions, Diouf led the team with an .856 shooting average, putting up 6.0 ppg with 3.5 rpg. Diouf prepped at Western Canada Prep Academy and played with the U-16 and U-18 Dutch National Team. He earned Canadian Junior Basketball Team first-team All-Star honors while leading Western Canada to a third-place finish.

HENSON'S EIGHTH YEAR AT THE HELM

- The Roadrunners are led by **eighth-year head coach Steve Henson**, the 2017-18 Conference USA Coach of the Year. UTSA's Nov. 6 victory pushed him on to the next milestone as a 100-game winner at UTSA.
- Henson, a former star player at Kansas State (1986-90), took over at UTSA for the 2016-17 season and quickly transitioned the Roadrunners into an up-tempo, high-scoring offensive unit.
- The Kansas native took over at UTSA after five years as an assistant at Oklahoma for Lon Kruger. Henson was also on the staff with Kruger for seven seasons at UNLV after a season at South Florida and scouting then coaching with the Atlanta Hawks.
- A member of the Kansas State Athletics Hall of Fame who led K-State to four straight NCAA Tournaments, Henson still holds all-time program records for career assists (582), assists per game (4.58), assists in a season (186), assists in a game (12), free throw percentage (.900), minutes played (4,474), minutes per game (35.2), starts (118) and consecutive starts (118).
- A two-sport standout at K-State, he was a decathlete and placed third as a sophomore and junior at the Big Eight Championships.
- He was a second-round pick of the Milwaukee Bucks in the 1990 NBA Draft – going 44th overall – and played seven years in the NBA and two seasons in Italy and Greece.
- Henson earned Mr. Basketball honors while playing for his legendary father at McPherson High School.
- Henson has a knack for coaching elite scoring guards, including former Oklahoma standout Buddy Hield and former UTSA standouts Jhivvan Jackson and Keaton Wallace.

STEVE HENSON VS. OPPONENTS

OPPONENT	HENSON	OPPONENT	HENSON
Arkansas	0-1	Old Dominion	3-5
Arkansas-Fort Smith	1-0	Oregon State	0-4
Army West Point	0-1	Ottawa (AZ)	1-0
Bethany, KS	2-0	Our Lady of the Lake	2-0
Bethune-Cookman	1-0	Prairie View A&M	3-1
Bradley	0-1	Rice	7-6
Charlotte	4-4	St. Edward's	0-1
Coastal Carolina	0-1	St. Mary's	2-0
Dallas Christian	1-0	Sam Houston State	1-1
Dartmouth	0-1	Southeastern Oklahoma State	1-0
Denver	1-0	Southwestern Adventist	1-0
East Carolina	0-0	Southern Miss	7-7
East Central	1-0	South Dakota State	0-1
FIU	7-5	South Florida	0-0
Florida Atlantic	4-10	SMU	0-0
FGCU	1-0	Sul Ross State	1-0
Fresno State	0-1	Temple	0-0
Grambling State	0-1	Texas A&M-Commerce	0-1
Grand Canyon	0-1	Texas A&M-Corpus Christi	3-3
Houston Christian	3-0	Texas State	4-2
Illinois-Chicago	0-1	Texas Tech	0-1
Illinois State	1-1	Tulane	0-0
IUPUI	1-0	Tulsa	0-1
Jacksonville State	0-1	Trinity	2-0
James Madison	1-0	UAB	5-10
Lamar	4-2	UC Irvine	0-1
Little Rock	0-1	UIW	2-0
Louisiana Tech	4-8	Utah	0-1
Marshall	3-4	Utah State	0-1
Memphis	0-0	Utah Valley	1-2
Middle Tennessee	1-7	UT Permian Basin	1-0
Minnesota	0-1	Utah	0-1
Nebraska	0-1	UTEP	2-5
New Mexico	0-1	UTRGV	0-2
North Texas	2-9	Western Illinois	1-0
Oklahoma	0-5	Western Kentucky	3-8
Oklahoma State	0-1	Wichita State	0-0



THE LAST TIME ...

TEAM

Played a ranked team

vs. #24 Florida Atlantic (L, 64-83) (1/19/23)

Beat a ranked team

at #13 Arizona State (W, 87-85) (12/18/94)

Lost to a ranked team at home

vs. #24 Florida Atlantic (L, 64-83) (1/19/23)

Lost to a ranked team on road

at #17 Utah State (L, 50-82) (11/19/19)

Lost to a ranked team at neutral site

vs. #25 Middle Tennessee (L, 86-70) (03/09/17)

Played an overtime game

vs. Rice (W, 89-82) (1/6/24) [at St. Thomas, Houston]

Played a double-overtime game

at Charlotte (L, 108-114) (02/25/16)

Scored 130+ points

UTSA: 136 vs. East Central (W, 136-68) (11/22/08)

Opp: N/A

Scored 120+ points

UTSA: 123 vs. SW Adventist (W, 123-43) (3/4/21)

Opp: 121 vs. Centenary (L, 116-121) (1/4/90)

Scored 110+ points

UTSA: 116 at Marshall (W, 116-106) (2/2/19)

Opp: 114 at Charlotte (L, 108-114) (02/25/16)

Scored 100+ points

UTSA: 103 vs. Prairie View A&M (W, 103-89) (12/28/23)

Opp: 102, Minnesota (L, 102-76) (11/10/23)

Scored 90+ points

UTSA: vs. Prairie View A&M (W, 103-89) (12/28/23)

Opp: 93, at Little Rock (L, 84-93) (12/13/23)

Scored less than 50 points

UTSA: 44, at Oklahoma (11/12/21)

Opp: 47, Trinity (11/7/22)

Shot 70+ percent from field

UTSA: N/A

Opp: 70.0% (42-60), UAB (1/07/16)

Shot 60+ percent from field

UTSA: 64.6% (51-79), vs. SW Adventist (3/4/21)

Opp: 62.3% (33-53), Rice (2/3/22)

Shot 50+ percent from field

UTSA: 55.4% (31-56), vs. Prairie View A&M (12/28/23)

Opp: 50.0% (29-58), at Little Rock (L, 84-93) (12/13/23)

Shot less than 40 percent from field

UTSA: 39.7% (27-68) vs. UAB (1/2/24)

Opp: 39.7% (23-58) vs. Army West Point (11/21/23)

Shot less than 30 percent from field

UTSA: 29.6% (16-54), vs. Grambling State (11/25/22)

Opp: 26.1% (18-69), Dallas Christian (1/3/22)

Shot less than 25 percent from field

UTSA: 25.7% (19-74), UTRGV (12/17/21)

Opp: 23.8% (15-63), Jarvis Christian (1/25/12)

Did not make a 3-pointer

UTSA: vs. Texas (1/05/94)

Opp: at Nicholls (1/14/09)

Won by 20+ points

UTSA: (33) (93-60), vs. Arkansas-Fort Smith (12/10/23)

Opp: (26) (102-76), Minnesota (11/10/23)

Won by 30+ points

UTSA: (33) (93-60), vs. Arkansas-Fort Smith (12/10/23)

Opp: (40) (106-66), Florida Atlantic (2/23/23)

Won by 40+ points

UTSA: (53) 101-48, vs. Dallas Christian (1/3/22)

Opp: (40) (106-66), Florida Atlantic (2/23/23)

Won by 50+ points

UTSA: (53) 101-48, vs. Dallas Christian (1/3/22)

Opp: (52) 96-44, Oklahoma (11/12/21)

Won by 60+ points

UTSA: (80) 123-43 vs. SW Adventist (3/4/21)

Opp: (66) 50-116 at Texas (12/08/15)

Scored 50+ points in a half

UTSA: 51 (2nd), W, 103-89, vs. Prairie View A&M (12/28/23)

Opp: 57 (2nd), W, 103-89, vs. Prairie View A&M (12/28/23)

Scored 50 points in both halves

UTSA: 52 (1st), 51 (2nd) W, 103-89 vs. Prairie View A&M (12/28/23)

Opp: 51 (1st), 54 (2nd) L, 105-66, Oklahoma (12/3/20)

Had 5+ players score in double digits

UTSA: (6) Jordan Ivy-Curry (22), Christian Tucker (16), Carlton

Linguard Jr. (16), Trey Edmonds (12), Isaiah Wyatt (11), Dre Fuller Jr. (11) on 12/28/23 vs. Prairie View A&M

Opp: Terry Anderson (20), Adam Hamilton (16), B.B. Knight

(16), Ja'Sean Jackson (12), Chris Pryor (11) Jakevion Buckley (10) on 11/14/23x at Lamar

Had 2+ 20-point scorers

UTSA: Carlton Linguard Jr. (24), Dre Fuller Jr. (23) vs. Rice

(1/6/24) [at St. Thomas, Houston]

Opp: Travis Eevee (25), Mekhi Mason (22), vs. Rice (1/6/24)

Had 3+ 20-point scorers

UTSA: Jhivvan Jackson (20), Byron Frohnen (21), Keaton

Wallace (21), at HBU (11/26/18)

Opp: Donovan Sims (24), Antonio Green (21), James Hawthorne (20), MT (1/17/19)

PLAYER

Scored 50+ points

UTSA: 52, Roderic Hall, vs. Maine (12/6/97)

Opp: 61, Wayman Tisdale, Oklahoma (12/28/83)

Scored 40+ points

UTSA: 45, Jhivvan Jackson, at ODU (2/6/20)

Opp: 41, Mike Daum, South Dakota State (11/20/18)

Scored 30+ points

UTSA: 30, Japhet Medor, vs. Rice (1/16/23)

Opp: 30, Quincy Olivari, Rice (1/16/23)

Recorded a triple-double

UTSA: Devin Gibson, (28 pts, 10 reb, 10 ast) vs. Samford (3/9/11)

Opp: Max Fiedler, Rice (24 pts, 13 reb, 11 ast) (1/16/23)

Recorded a double-double

UTSA: Jordan Ivy-Curry (20 pts, 10 reb) vs. UAB (1/2/24)

Opp: Yaxel Lendeborg, UAB (23 pts, 15 reb) (1/2/24)

Two players recorded a double-double

UTSA: Jacob Germany (20 pts, 13 reb) & DJ Richards (17 pts, 10 reb) at Western Kentucky (2/2/23)

Opp: Terry Anderson (20 pts, 11 reb), Adam Hamilton (16 pts, 14 reb) (Lamar, 11/14/23)

Recorded 20+ rebounds

UTSA: 20, Clarence McGee, vs. Hardin-Simmons (2/2/88)

Opp: 22, Wayman Tisdale, Oklahoma (12/28/83)

Recorded 15+ rebounds

UTSA: 18, Jacob Germany, at FIU (2/25/23)

Opp: 15, Yaxel Lendeborg, UAB (1/2/24)

Recorded 20+pts/20+reb

UTSA: Clarence McGee (20 pts, 20 reb), vs. Hardin-Simmons (2/27/88)

Opp: Wayman Tisdale (61 pts, 22 reb), Oklahoma, (12/28/83)

Recorded 10+ assists

UTSA: 11, Christian Tucker, Lamar (11/30/23)

Opp: 11, Max Fiedler, Rice (1/16/23)

Made 8+ 3-pointers

UTSA: 8, Keaton Wallace, vs. UAB (3/11/20)

Opp: 8, Keaton Willis, LA Tech (2/19/22)

Made 15+ free throws

UTSA: 16, Japhet Medor, vs. Prairie View A&M (11/22/22)

Opp: 15, Akeem Richmond, East Carolina (2/8/14)

Made 10+ free throws

UTSA: 12, Christian Tucker, vs. Western Illinois (11/6/23)

Opp: 10, Christian Turner, Texas State (11/17/22)

Recorded 10+ blocks

UTSA: N/A

Opp: 13, Wojciech Myrda, Louisiana-Monroe (1/17/02)

Recorded 5+ blocks

UTSA: 5, Carlton Linguard Jr. vs. Army West Point (11/21/23)

Opp: 5, Yaxel Lendeborg, UAB (1/2/24)

Recorded 5+ steals

UTSA: 5, Japhet Medor, at FIU (2/25/23)

Opp: 6, Isaiah Crawford, La Tech (12/29/22)

Played every minute (regulation)

UTSA: Erik Czumbel & Darius McNeill, at UTEP (1/20/22)

Opp: Yaxel Lendeborg, UAB (1/2/24)

Two players played every minute (regulation)

UTSA: Erik Czumbel & Darius McNeill, at UTEP (1/20/22)

Opp: Taevion Kinsey & Taylan Grogan, Marshall (2/13/20)

Played every minute (+OT)

UTSA: Jordan Sims, at Tulsa (3/2/14)

Opp: Jared Savage, WKU (2/15/20)

Played every minute (+20T)

UTSA: N/A

Opp: Jon Davis, Charlotte (2/25/16)

Fouled out

UTSA: Massal Diouf, vs. Rice (1/6/24)

Opp: Javian Davis, UAB (1/2/24)

Two or more players fouled out

UTSA: Carlton Linguard Jr., Trey Edmonds, Texas State (11/18/23)

Opp: Jame Harrison, Josh Nzeakor, vs. Lamar (3/14/18)



MISCELLANEOUS STATISTICS

dates to prior seasons = *

Current Streak	Won 1
Current Home Streak	Lost 1
Current Road/Neutral Streak	Won 1
Last Win	Jan. 6, 2024 vs. Rice (89-82/OT)
Last Home Win ..	Dec. 28, 2023 vs. Prairie View A&M (103-89)
Last Road Win	Jan. 6, 2024 vs. Rice (89-82/OT)
Last Neutral Win...	Dec. 11, 2021 vs. Sam Houston (78-73)*
Last Loss	Jan. 2, 2024 vs. UAB (76-78)
Last Home Loss	Jan. 2, 2024 vs. UAB (76-78)
Last Road Loss.....	Dec. 17 2023 at Oregon State (65-66)
Last Neutral Loss	March 8, 2023 vs. Rice [CUSA] (71-72)*

2023-24 RECORD BY STARTING LINEUP

Holiman, Tucker, Fuller, Edmonds, Linguard	1-3
Holiman, Tucker, Wyatt, Fuller, Edmonds	3-2
Tucker, Wyatt, Fuller, Edmonds, Linguard	2-2
Holiman, Tucker, Wyatt, Edmonds, Linguard	1-1

LEADING THE TEAM

- Following is the number of times a player led UTSA in scoring, rebounding, assists and steals.
- If two or more players tied for the team lead, all were credited for that game:

Player	Pts.	Reb.	Ast.	Blk.	Stl.
PJ Carter	1	1	-	2	3
Chandler Cuthrell	-	2	-	2	3
Massal Diouf	-	1	-	4	-
Trey Edmonds	1	4	-	-	3
Dre Fuller Jr.	1	3	1	4	6
Adante' Holiman	2	-	2	1	3
Jordan Ivy-Curry	3	2	3	-	2
Carlton Linguard Jr.	2	2	-	10	1
Nazar Mahmoud	-	-	-	-	-
Josh Reid	-	-	-	-	-
Christian Tucker	5	-	10	3	9
Isaiah Wyatt	2	1	-	3	4

UTSA SPECIALTY STATISTICS

OPPONENT	POINTS VIA						LEAD			LARGE			LARGE DEFICIT	
	T/O	2ND CH	PAINT	FASTB	BENCH	TIES	CHG	LEAD	LEAD TM	W-L, SCORE	OVERCOME			
Trinity (exhib.)	24	22	42	0	38	0	1	30	38:55	W, 100-70	N/A Led Full			
McMurry (exhib.)	21	26	72	28	69	0	2	48	38:29	W, 125-84	N/A Led Full			
Western Illinois	14	10	28	16	15	8	9	10	36:29	W, 78-68 OT	2			
at Minnesota	11	11	36	16	30	0	0	-	00:00	L, 76-102	N/A Trailed Full			
at Lamar	10	13	32	15	32	10	9	8	19:23	L, 82-90	8			
at Texas State	12	14	14	5	25	5	4	3	2:25	L, 62-72	6			
at Houston Christian	12	17	44	7	29	3	3	13	36:24	W, 89-87	2			
Jacksonville State	10	6	26	12	15	2	4	2	1:05	L, 62-77	4			
UIW	10	21	34	18	37	6	5	14	20:25	W, 90-80	8			
Lamar	15	20	16	21	22	1	4	12	26:15	W, 86-83	10			
Arkansas-Fort Smith	17	16	26	20	23	0	0	33	39:45	W, 93-60	N/A Led Full			
at Little Rock	13	8	18	18	17	1	7	14	24:49	L, 84-93	1			
at Oregon State	6	12	34	11	28	7	13	9	28:40	L, 65-66	3			
Army West Point	6	18	28	5	12	5	8	6	6:05	L, 53-63	5			
Prairie View A&M	13	11	38	11	42	0	0	28	38:17	W, 103-89	N/A Led Full			
UAB*	12	13	32	19	39	13	18	6	20:05	L, 76-78	5			
at Rice*	17	10	26	9	25	8	9	11	20:13	W, 89-82 OT	10			
at Memphis*														
Charlotte*														
at Tulsa*														
Florida Atlantic*														
Tulane*														
at South Florida*														
Rice*														
at Wichita State*														
East Carolina*														
at Charlotte*														
at Temple*														
South Florida*														
at North Texas*														
Tulsa*														
at SMU*														
Temple*														

GAME MARGINS

	1	2	3	4	5	6	7	8	9	10	11	12	13	14	15+
Wins by	-	1	1	-	-	-	1	-	-	2	-	-	-	1	1
Losses by	1	1	-	-	-	-	-	1	1	2	-	-	-	-	2

UTSA IN GAMES DECIDED BY

1-5 points	6-10 points	11-19 points	20 or more
2-2	3-4	1-1	1-1

UTSA TOP INDIVIDUAL PERFORMANCES

POINTS 27 - Isaiah Wyatt vs Lamar (11/30/23)	3FG ATT. 12 - Adante' Holiman vs. UIW (11/14/23)	ASSISTS 11 - Christian Tucker vs Lamar (11/30/23)
FG MADE 8 - by three players: Linguard, Fuller, Wyatt last: Carlton Linguard Jr., Dre Fuller Jr. vs. Rice (1/6/24)	12 - Isaiah Wyatt vs Lamar (11/30/23)	STEALS 3 by 5 Players: Tucker, Holiman, Wyatt, Ivy-Curry, Fuller last: Dre Fuller Jr., Jordan Ivy-Curry vs. Rice (1/6/24)
FG ATT. 19 - Jordan Ivy-Curry, vs. UAB (1/2/24)	FT MADE 12 - Christian Tucker vs Western Ill. (11/6/2023)	BLOCKS 5 - Carlton Linguard Jr. vs. Army West Point (12/21/23)
FG PCT. .833 (5-6) - Massal Diouf at Oregon St. (12/17/23)	FT ATT. 15 - Christian Tucker vs Western Ill. (11/6/2023)	TURNOVERS 7 - Jordan Ivy-Curry vs. Rice (1/6/24)
3FG MADE 7 - Isaiah Wyatt vs Lamar (11/30/23)	FT PCT. (MIN 3) 1.000 (6-6) - C. Tucker v vs Lamar (11/30/23)	
	REBOUNDS 12 - Trey Edmonds at Lamar (11/14/23)	

UTSA TEAM SINGLE-GAME SEASON HIGHS

POINTS UTSA: 103 vs. Prairie View A&M (12/28/23) OPP: 102 at Minnesota (11/10/23)	3FG UTSA: 19 vs. Arkansas-Fort Smith (12/10/23) OPP: 16 vs Lamar (11/30/23)	ASSISTS UTSA: 22 vs Lamar (11/30/23) OPP: 21 (2x) at Minnesota (11/10/23)/ at Lamar (11/14/23)
FIELD GOALS UTSA: 34 vs. Arkansas-Fort Smith (12/10/23) OPP: 33 vs. UIW (11/25/23)	FREE THROWS MADE UTSA: 29 vs. P.V. A&M (12/28/23) OPP: 28 at Minnesota (11/10/23)	STEALS UTSA: 10 vs. Rice (1/6/24) OPP: 12 vs. UIW (11/25/23)
FIELD GOAL PCT. UTSA: .554 vs. Prairie View A&M (12/28/23) OPP: .545 at Minnesota (11/10/23)	REBOUNDS UTSA: 53 vs. Arkansas-Fort Smith (12/10/23) OPP: 57 at Lamar (11/14/23)	BLOCKS UTSA: 9 vs. Prairie View A&M (12/28/23) OPP: 10 vs. Western Illinois (11/6/23)



UTSA IN NCAA RANKINGS

as of 1/9

Category	NCAA Rank	AAC Rank	Value
Assist/Turnover Ratio	125	6	1.22
Assists/game	114	4	14.5
Bench Points/game	73	3	26.07
Blocks/game	38	2	4.9
Effective FG pct	238	8	49.8
Fastbreak Points	62	5	13.53
FG Percentage	294	13	42.0
FG Percentage Defense	179	10	43.1
Fouls/game	278	13	18.5
FT Attempts/game	61	7	22.1
FT Percentage	197	10	70.5
FT Made/game	78	7	15.6
Rebound Margin	220	8	0.3
Rebounds (Defensive)/game	76	2	27.40
Rebounds (Offensive)/game	53	5	12.73
Rebounds/game	46	3	40.13
Scoring Defense	333	14	79.3
Scoring Margin	247	13	-0.1
Scoring Offense	74	3	79.2
Steals/game	304	14	5.5
3-Point Attempts/game	18	2	28.3
3-Point Percentage	108	3	35.3
3-Point Percentage Defense	230	11	33.8
3-Pointers/game	17	1	10.0
Turnover Margin	279	13	-1.4
Turnovers Forced/game	313	13	10.53
Turnovers/game	145	8	11.9
Winning Percentage	237	13	46.7

UTSA IN AAC INDIVIDUAL RANKINGS

top 15 only (as of 1/9)

Trey Edmonds	Rank	Value
Offensive Rebound/game	8	2.47
Double-Doubles	9	2
Dre Fuller Jr.	Rank	Value
3-Point Attempts	9	85
3-Pointers made	11	29
3-Pointers/game	12	1.93
Defensive Rebound/game	12	4.87
Carlton Linguard Jr.	Rank	Value
Blocks (32nd NCAA)	3	30
Blocks Avg. (35th NCAA)	3	2.00
Offensive Reb/gm	4	2.73
Double-Doubles	6	3
Christian Tucker	Rank	Value
Assists (38th NCAA)	1	79
Assists Avg. (36th NCAA)	1	5.3
Free Throw Pct. (57th NCAA)	2	.873
Free Throws (52nd NCAA)	5	69
Free Throw Att. (96th NCAA)	5	79
Assist/TO Ratio (79th NCAA)	6	2.55
Isaiah Wyatt	Rank	Value
3-Pointers made	7	31
3-Pointers/game	9	2.07
3-Point Attempts	11	76

UTSA INDIVIDUAL MISCELLANEOUS STATISTICS

DOUBLE-FIGURE SCORING GAMES

Player	20-21	21-22	22-23	23-24	UTSA (Tot)
Carter	-	-	x	5	5 (5)
Cuthrell	x	x	x	1	1 (1)
Diouf	x	x	0	1	1 (1)
Edmonds	x	1	1	5	5 (7)
Fuller 19-20 (7)	5	3	x	9	9 (24)
Holiman	-	-	9	2	2 (11)
Ivy-Curry	6	15	20	4	25 (45)
Linguard	1	0	x	10	10 (11)
Mahmoud	-	-	-	0	0
Tucker	x	2	5	12	19 (19)
Wyatt	-	-	25	7	7 (32)

(other institution)

20-POINT+ SCORING GAMES

Player	20-21	21-22	22-23	23-24	UTSA (Tot)
Carter	-	-	x	0	0
Cuthrell	x	x	x	0	0
Diouf	x	x	0	0	0
Edmonds	x	0	0	0	0
Fuller 19-20 (0)	0	0	x	2	2 (2)
Holiman	-	-	0	2	2 (2)
Ivy-Curry	0	4	2	2	6 (8)
Linguard	0	0	x	2	2 (2)
Mahmoud	-	-	-	0	0
Tucker	x	0	0	1	1
Wyatt	x	1	4	2	2 (6)

(other NCAA institution)

DOUBLE-FIGURE REBOUNDING GAMES

Player	20-21	21-22	22-23	23-24	UTSA (Tot)
Carter	-	-	x	0	0
Cuthrell	-	-	-	1	1 (1)
Diouf	x	x	0	0	0
Edmonds	x	0	0	2	2 (2)
Fuller 19-20 (0)	3	0	x	3	3 (6)
Holiman	-	-	0	0	0
Ivy-Curry	0	0	1	1	1 (2)
Linguard	0	0	x	3	3 (3)
Mahmoud	-	-	-	0	0
Tucker	x	0	0	0	0
Wyatt	-	-	4	0	0 (4)

(other NCAA institution)

DOUBLE-DOUBLES

Player	20-21	21-22	22-23	23-24	UTSA (Tot)
Carter	-	-	x	0	0
Cuthrell	-	x	x	0	0
Diouf	-	-	0	0	0
Edmonds	-	0	0	2	2 (2)
Fuller	0	0	x	1	1 (1)
Holiman	-	-	0	0	0
Ivy-Curry	0	0	1	1	1 (2)
Linguard	0	0	x	3	3 (3)
Mahmoud	-	-	-	0	0
Tucker	x	0	0	1	1 (1)
Wyatt	-	-	4	0	0 (4)

(other NCAA institution)

UTSA SINGLE-GAME RECORDS INDIVIDUAL

POINTS

52 by Roderic Hall vs. Maine (12/6/97)

FIELD GOALS MADE

22 by Derrick Gervin vs. Baylor (1/2/85)

FIELD GOALS ATTEMPTED

33 by Jhivvan Jackson at ODU (2/6/20)

HIGHEST FIELD GOAL PERCENTAGE (min. 10 att.)

92.0% (12-13) by Leon Watson vs. Texas College (11/22/98)

FREE THROWS MADE

20 by McEverett Powers vs. Texas-Arlington (1/24/02)

FREE THROWS ATTEMPTED

26 by McEverett Powers vs. Texas-Arlington (1/24/02)

FREE THROW PERCENTAGE (min. 10 att.)

100% (15-15) by Keaton Wallace vs. TAMU-CC (12/3/19)

100% (14-14) by Afis Olajuwon vs. Sam Houston St. (1/9/93)

100% (12-12) by Jhivvan Jackson vs. UTEP (1/18/20)

100% (13-13) by Keon Lewis vs. Texas A&M-Corpus Christi (11/23/13)

100% (12-12) by Jhivvan Jackson vs. Illinois St. (12/21/19)

100% (12-12) by Keon Lewis vs. UTPA (12/7/13)

100% (11-11) by Devin Gibson vs. Samford (12/20/10)

100% (10-10) by Japhet Medor vs. UTEP (2/11/23)

100% (10-10) by Jeff Beverly vs. Texas State (11/25/16)

100% (10-10) by Travis Gabbidon vs. Colgate (1/2/09)

100% (10-10) by Omar Johnson vs. Central Arkansas (2/11/09)

100% (10-10) by Steve Meyer vs. UTPA (12/9/97)

REBOUNDS

25 by Lennell Moore vs. Centenary (1/5/87)

3-POINT FGS MADE

10 by J.R. Harris at UAB (1/7/16)

3-POINT FGS ATTEMPTED

18 Twice, by Jhivvan Jackson vs. Marshall (3/7/20); at Old Dominion (2/6/20)

ASSISTS

14 by Issy Washington vs. Jarvis Christian (11/29/86)

STEALS

8 by Kurt Attaway vs. Southeastern Louisiana (3/5/04)

8 by Taju Olajuwon vs. Samford (1/19/91)

BLOCKED SHOTS

6 by Tom Oswald vs. UL Monroe (1/20/96)

TURNOVERS

12 by Andrew Francis vs. Northwestern St. (1/13/07)

12 by Devin Gibson vs. Arkansas (12/12/07)

TEAM

POINTS 136 vs. East Central (11/22/08)

HIGH WIN MARGIN 80 (123-43) vs. SW Adventis (3/4/21)

HIGH LOSS MARGIN 66 (50-116) at Texas (12/8/15)

FG MADE 55 vs. Texas State (11/24/90)

HIGHEST FG% 68.5% (37-54) vs. UTPA (12/18/97)

MOST FT MADE 38 vs. Northwestern State (2/15/01)

38 vs. UT Arlington (1/24/02)

MOST 3FG MADE 19 vs. Arkansas-Fort Smith (12/10/23)

MOST REBOUNDS 67 vs. Ottawa (11/30/17)

67 vs. Marshall (2/13/20)

MOST ASSISTS 37 vs. Schreiner (12/1/93)

MOST STEALS 27 vs. Samford (1/19/91)

MOST BLOCKS 11 vs. Texas-Pan American (1/24/85)

MOST TURNOVERS 35 vs. Texas (12/5/95)

MOST FOULS 37 vs. Baylor (1/2/85)



GAME-BY-GAME STARTING LINEUPS

OPPONENT	1	2	3	4	5	RECORD BY LINEUP
Trinity (exhib.) (W, 100-70)	Holiman	Tucker	Fuller	Edmonds	Linguard	
McMurry (Exhibition) (W, 125-84)	Holiman	Carter	Fuller	Edmonds	Linguard	
Western Illinois (W, 78-68 OT)	Holiman	Tucker	Fuller	Edmonds	Linguard	1-0
at Minnesota (L, 76-102)	Holiman	Tucker	Fuller	Edmonds	Linguard	1-1
at Lamar (L, 82-90)	Holiman	Tucker	Fuller	Edmonds	Linguard	1-2
at Texas State (L, 62-72)	Holiman	Tucker	Fuller	Edmonds	Linguard	1-3
at Houston Christian (W, 89-87)	Holiman	Tucker	Wyatt	Fuller	Edmonds	1-0
Jacksonville State (L, 62-77)	Holiman	Tucker	Wyatt	Fuller	Edmonds	1-1
UIW (W, 90-80)	Holiman	Tucker	Wyatt	Fuller	Edmonds	2-1
Lamar (W, 86-83)	Holiman	Tucker	Wyatt	Fuller	Edmonds	3-1
Arkansas-Fort Smith (W, 93-60)	Tucker	Wyatt	Fuller	Edmonds	Linguard	1-0
at Little Rock (L, 84-93)	Tucker	Wyatt	Fuller	Edmonds	Linguard	1-1
at Oregon State (L, 65-66)	Tucker	Wyatt	Fuller	Edmonds	Linguard	1-2
Army West Point (L, 53-63)	Holiman	Tucker	Wyatt	Fuller	Edmonds	3-2
Prairie View A&M (W, 103-89)	Holiman	Tucker	Wyatt	Edmonds	Linguard	1-0
UAB* (L, 76-78)	Holiman	Tucker	Wyatt	Edmonds	Linguard	1-1
vs. Rice* (W, 89-82 OT)	Tucker	Wyatt	Fuller	Edmonds	Linguard	2-2
at Memphis*						
Charlotte*						
at Tulsa*						
Florida Atlantic*						
Tulane*						
at South Florida*						
Rice*						
at Wichita State*						
East Carolina*						
at Charlotte*						
at Temple*						
South Florida*						
at North Texas*						
Tulsa*						
at SMU*						
Temple*						



AMERICAN ATHLETIC CONFERENCE 2023-24 HONORS RECAP

	Player of the Week	Freshman of the Week
Week 1	Aaron Scott, Jr. (North Texas)	Jayden Reid (South Florida)
W1 Honor Roll:	RJ Felton (ECU), Vladislav Goldin (FAU), Jahli White (TEM), Kevin Cross (TLN), Cobe Williams (TLSA)	
Week 2	Igor Milicic Jr. (Charlotte)	PJ Haggerty (Tulsa)
W2 Honor Roll:	Alejandro Vasquez (UAB), David Jones (MEM), Hysier Miller (TEM), Sion James (TUL), Xavier Bell (WSU)	
Week 3	Alijah Martin (Florida Atlantic)	PJ Haggerty (Tulsa)
W3 Honor Roll:	Yaxel Lendeberg (UAB), David Jones (MEM), Zhuric Phelps (SMU), Kevin Cross (TLN), Kenny Pohto (WSU)	
Week 4	Collin Holloway (TLN)	Zion Stanford (TEM)
W4 Honor Roll:	Bobby Pettiford (ECU), Vladislav Goldin (FAU), Travis Eevee (RIC), Jordan Riley (TEM), Isaiah Wyatt (UTSA)	
Week 5	David Jones (MEM)	Zion Stanford (TEM)
W5 Honor Roll:	Ezra Ausar (ECU), Vladislav Goldin (FAU), Selton Miguel (USF), Jordan Riley (TEM), Carl Linguard (UTSA)	
Week 6	Kevin Cross (TLN)	PJ Haggerty (Tulsa)
W6 Honor Roll:	Johnell Davis (FAU), Jahvon Quinerly (MEM), Selton Miguel (USF), Chuck Harris (SMU), Colby Rogers (WSU)	
Week 7	Johnell Davis (FAU)	PJ Haggerty (Tulsa)
W7 Honor Roll:	RJ Felton (ECU), David Jones (MEM), Jason Edwards (UNT), Chris Youngblood (USF), S. Williamson (SMU)	
Week 8	Yaxel Lendeberg (UAB)	Jordan Reid (USF)
W8 Honor Roll:	N-Q Tomlin (MEM), C. Youngblood (USF), Kolby King (TLN), Jordan Ivy-Curry (UTSA) , PJ Haggerty (TUL)	
Week 9	Jason Edwards (UNT)	PJ Haggerty (Tulsa)
W8 Honor Roll:	Y. Lendeberg (UAB), L. Patterson (CLT), B. Johnson (ECU), Jordan Ivy-Curry (UTSA) , J. Quinerly (MEM)	
Week 10		
Week 11		
Week 12		
Week 13		
Week 14		
Week 15		
Week 16		
Week 17		

AAC 2023-24 PRESEASON POLL

- Florida Atlantic (11).....167
- Memphis (3).....159
- Tulane.....142
- UAB128
- East Carolina.....105
- North Texas.....100
- SMU97
- Wichita State90
- South Florida62
- Tulsa59
- Rice56
- Temple49
- Charlotte46
- UTSA.....14

First-place votes in parenthesis

PRESEASON AAC Honors

Preseason Player of the Year
Johnell Davis, Jr., G, Florida Atlantic
Alijah Martin, Jr., G, Florida Atlantic

Preseason Rookie of the Year
Carl Cherenfant, G, Memphis
JJ Taylor, F, Memphis

PRESEASON AAC All-Conference

First Team
Eric Gaines, Jr., G, UAB
Johnell Davis, Jr., G, Florida Atlantic
Alijah Martin, Jr., G, Florida Atlantic
Jahvon Quinerly, Sr., G, Memphis
Jaylen Forbes, Jr., G, Tulane*

Second Team
RJ Felton, Jr., G, East Carolina
Jordan Brown, R-Sr., F, Memphis
Max Fiedler, Sr., F, Rice
Zhuric Phelps, Jr., G, SMU
Kevin Cross, Jr., F, Tulane
* denotes unanimous selection



2023-24 Regular Season Stats

Game Records

Record	Overall	Home	Away	Neutral
ALL GAMES	7-8	5-3	2-5	0-0
CONFERENCE	1-1	0-1	1-0	0-0
NON-CONFERENCE	6-7	5-2	1-5	0-0

Team Box Score Extended

No.	Player	GP-GS		MIN	AVG	Total		3-Point		F-Throw		Rebounds				Other				PTS	AVG							
		GP	GS			FG	FGA	FG%	3FG	3FGA	3FG%	FT	FTA	FT%	OFF	DEF	TOT	AVG	PF			DQ	A	A/G	TO	TO/G	A/TO	BLK
1	IVY-CURRY, Jordan	5-0		131:32	26.3	22-57	.386	6-18	.333	20-24	.833	3	25	28	5.6	9	0	24	4.80	20	4.00	1.20	0	0.00	5	1.00	70	14.0
22	TUCKER, Christian	15-15		495:37	33.0	55-120	.458	19-46	.413	69-79	.873	9	41	50	3.3	39	0	79	5.27	31	2.07	2.55	4	0.27	18	1.20	198	13.2
4	FULLER JR., Dre	15-13		391:45	26.1	60-157	.382	29-85	.341	22-28	.786	17	73	90	6.0	31	1	23	1.53	24	1.60	0.96	8	0.53	12	0.80	171	11.4
2	LINGUARD, JR., Carlton	15-10		378:24	25.2	57-129	.442	22-63	.349	26-34	.765	41	51	92	6.1	37	3	10	0.67	12	0.80	0.83	30	2.00	4	0.27	162	10.8
11	WYATT, Isaiah	15-11		367:36	24.5	45-105	.429	31-76	.408	23-30	.767	19	46	65	4.3	15	0	21	1.40	17	1.13	1.24	4	0.27	12	0.80	144	9.6
5	HOLIMAN, Adante'	12-11		299:57	25.0	35-102	.343	21-67	.313	19-26	.731	1	24	25	2.1	28	1	29	2.42	14	1.17	2.07	2	0.17	9	0.75	110	9.2
3	EDMONDS, Trey	15-15		322:43	21.5	46-86	.535	0-0	.000	26-59	.441	37	54	91	6.1	43	2	8	0.53	17	1.13	0.47	6	0.40	8	0.53	118	7.9
21	CARTER, PJ	14-0		281:43	20.1	42-103	.408	16-44	.364	9-15	.600	7	20	27	1.9	14	0	14	1.00	14	1.00	1.00	2	0.14	7	0.50	109	7.8
10	CUTHRELL, Chandler	14-0		178:37	12.8	17-53	.321	3-14	.214	12-19	.632	19	31	50	3.6	17	0	4	0.29	13	0.93	0.31	7	0.50	5	0.36	49	3.5
14	DIOUF, Massal	15-0		151:57	10.1	17-28	.607	0-0	.000	6-14	.429	11	24	35	2.3	36	2	3	0.20	5	0.33	0.60	11	0.73	2	0.13	40	2.7
0	MAHMOUD, Nazar	8-0		50:10	6.3	6-18	.333	3-12	.250	2-4	.500	2	4	6	0.8	9	0	3	0.38	3	0.38	1.00	0	0.00	0	0.00	17	2.1
Total		15		3050		402-958	.420	150-425	.353	234-332	.705	191	411	602	40.1	278	9	218	14.53	179	11.93	1.22	74	4.93	82	5.47	1188	79.2
Opponents		15		3050		419-973	.431	115-340	.338	237-336	.705	185	412	597	39.8	276	6	218	14.53	158	10.53	1.38	69	4.60	89	5.93	1190	79.3

Team Statistics

	UTSA	OPP
Scoring	1188	1190
Points per game	79.2	79.3
Scoring margin	-0.1	-
Field goals-att	402-958	419-973
Field goal pct	.420	.431
3 point fg-att	150-425	115-340
3-point FG pct	.353	.338
3-pt FG made per game	10.0	7.7
Free throws-att	234-332	237-336
Free throw pct	.705	.705
F-Throws made per game	15.6	15.8
Rebounds	602	597
Rebounds per game	40.1	39.8
Rebounding margin	+0.3	-
Assists	218	218
Assists per game	14.5	14.5
Turnovers	179	158
Turnovers per game	11.9	10.5
Turnover margin	-1.4	-
Assist/turnover ratio	1.2	1.4
Steals	82	89
Steals per game	5.5	5.9
Blocks	74	69
Blocks per game	4.9	4.6
Winning streak	1	-
Home win streak	0	-
Attendance	8640	17930
Home games-Avg/Game	8-1080	7-2561
Neutral site-Avg/Game	-	0-0

Score by Periods

Team	1st	2nd	OT	TOT
UTSA	544	619	25	1188
Opponents	543	639	8	1190



2023-24 UTSA Team Game-by-Game Stats

Opponent	Date	Score		Total		3-Pointers		Free throws		Rebounds				PF	A	TO	BLK	STL	PTS	AVG
				FG-FGA	PCT	3FG-3FGA	PCT	FT-FTA	PCT	OFF	DEF	TOT	AVG							
Western Ill.	11/06/2023	78-68	Wot	23-64	.359	6-23	.261	26-35	.743	11	36	47	47.0	15	13	7	7	6	78	78.0
at Minnesota	11/10/2023	76-102	L	29-71	.408	9-22	.409	9-16	.563	12	20	32	39.5	22	14	10	1	7	76	77.0
at Lamar University	11/14/2023	82-90	L	28-68	.412	8-30	.267	18-26	.692	12	33	45	41.3	22	15	10	3	4	82	78.7
at Texas St.	11/17/2023	62-72	L	19-60	.317	8-27	.296	16-22	.727	15	25	40	41.0	29	8	13	5	6	62	74.5
at Houston Christian	11/20/2023	89-87	W	33-67	.493	6-20	.300	17-25	.680	14	27	41	41.0	27	16	12	9	6	89	77.4
Jacksonville St.	11/24/2023	62-77	L	24-56	.429	5-18	.278	9-12	.750	10	26	36	40.2	15	8	14	7	3	62	74.8
UIW	11/25/2023	90-80	W	29-67	.433	10-33	.303	22-30	.733	15	35	50	41.6	16	13	15	4	5	90	77.0
Lamar University	11/30/2023	86-83	W	25-62	.403	16-35	.457	20-26	.769	15	23	38	41.1	14	22	13	4	6	86	78.1
Ark.-Fort Smith	12/10/2023	93-60	W	34-75	.453	19-47	.404	6-13	.462	19	34	53	42.4	16	19	12	3	6	93	79.8
at Little Rock	12/13/2023	84-93	L	25-60	.417	14-34	.412	20-28	.714	10	25	35	41.7	22	14	11	4	3	84	80.2
at Oregon St.	12/17/2023	65-66	L	26-60	.433	9-25	.360	4-9	.444	10	25	35	41.1	16	17	11	6	5	65	78.8
Army West Point	12/21/2023	53-63	L	19-61	.311	5-30	.167	10-16	.625	13	27	40	41.0	14	10	10	5	4	53	76.7
Prairie View	12/28/2023	103-89	W	31-56	.554	12-28	.429	29-37	.784	10	26	36	40.6	19	19	13	9	2	103	78.7
UAB	01/02/2024	76-78	L	27-68	.397	9-22	.409	13-19	.684	13	22	35	40.2	16	12	11	6	9	76	78.5
at Rice	01/06/2024	89-82	Wot	30-63	.476	14-31	.452	15-18	.833	12	27	39	40.1	15	18	17	1	10	89	79.2
Total		1188		402-958	.420	150-425	.353	234-332	.705	191	411	602	40.1	278	218	179	74	82	1188	79.2
Opponents		1190		419-973	.431	115-340	.338	237-336	.705	185	412	597	39.8	276	218	158	69	89	1190	79.3

UTSA Averages

Games Played	Points/game	FG Pct	3FG Pct	FT Pct	Rebounds/game	Assists/game	Turnovers/game	Assist/Turnover ratio	Steals/game	Blocks/game
15	79.2	42.0	35.3	70.5	40.1	14.5	11.9	1.2	5.5	4.9

2023-24 Opponent Team Game-by-Game Stats

Opponent	Date	Score		Total		3-Pointers		Free throws		Rebounds				PF	A	TO	BLK	STL	PTS	AVG
				FG-FGA	PCT	3FG-3FGA	PCT	FT-FTA	PCT	OFF	DEF	TOT	AVG							
Western Ill.	11/06/2023	78-68	Wot	24-75	.320	6-28	.214	14-25	.560	21	35	56	56.0	25	9	12	10	2	68	68.0
at Minnesota	11/10/2023	76-102	L	30-55	.545	14-29	.483	28-34	.824	7	36	43	49.5	19	21	11	6	7	102	85.0
at Lamar University	11/14/2023	82-90	L	28-80	.350	11-29	.379	23-30	.767	25	32	57	52.0	21	21	8	8	4	90	86.7
at Texas St.	11/17/2023	62-72	L	21-50	.420	3-14	.214	27-43	.628	11	30	41	49.3	21	10	9	4	7	72	83.0
at Houston Christian	11/20/2023	89-87	W	30-68	.441	3-16	.188	24-35	.686	16	22	38	47.0	16	11	10	2	8	87	83.8
Jacksonville St.	11/24/2023	62-77	L	31-68	.456	5-18	.278	10-15	.667	14	22	36	45.2	14	14	5	3	7	77	82.7
UIW	11/25/2023	90-80	W	33-73	.452	10-32	.313	4-12	.333	9	26	35	43.7	22	15	11	8	12	80	82.3
Lamar University	11/30/2023	86-83	W	32-63	.508	10-25	.400	9-12	.750	9	25	34	42.5	21	18	13	4	6	83	82.4
Ark.-Fort Smith	12/10/2023	93-60	W	22-62	.355	7-23	.304	9-18	.500	8	24	32	41.3	17	16	10	1	3	60	79.9
at Little Rock	12/13/2023	84-93	L	29-58	.500	9-18	.500	26-30	.867	7	28	35	40.7	20	12	10	2	4	93	81.2
at Oregon St.	12/17/2023	65-66	L	26-58	.448	7-15	.467	7-10	.700	7	27	34	40.1	12	15	9	5	3	66	79.8
Army West Point	12/21/2023	53-63	L	23-58	.397	5-24	.208	12-17	.706	9	30	39	40.0	13	13	8	5	7	63	78.4
Prairie View	12/28/2023	103-89	W	34-73	.466	6-19	.316	15-19	.789	14	21	35	39.6	23	11	10	2	7	89	79.2
UAB	01/02/2024	76-78	L	26-64	.406	11-20	.550	15-18	.833	17	32	49	40.3	18	16	20	8	5	78	79.1
at Rice	01/06/2024	89-82	Wot	30-68	.441	8-30	.267	14-18	.778	11	22	33	39.8	14	16	12	1	7	82	79.3
Total		1190		419-973	.431	115-340	.338	237-336	.705	185	412	597	39.8	276	218	158	69	89	1190	79.3
UTSA		1188		402-958	.420	150-425	.353	234-332	.705	191	411	602	40.1	278	218	179	74	82	1188	79.2

Opponents Averages

Games Played	Points/game	FG Pct	3FG Pct	FT Pct	Rebounds/game	Assists/game	Turnovers/game	Assist/Turnover ratio	Steals/game	Blocks/game
15	79.3	43.1	33.8	70.5	39.8	14.5	10.5	1.4	5.9	4.6



LAST 4 BOX SCORES

Game 12: Army West Point 63, UTSA 53



Official Basketball Box Score - Final
Army West Point at UTSA
 12/21/23 Convocation Center, San Antonio, Texas
 2023-24 Men's Basketball

Game Time: 7:00 PM
 Game Duration: 1:48
 Attendance: 1,193

Officials: Stephen Anderson, Owen Shortt, Jeb Hartness

Army West Point - 63

Record: 3-9

NO.	Name	F	Min	FG			Rebounds			Fouls		TP	AS	TO	ST	Blocks		+/-
				M-A	M-A	M-A	OR	DR	TOT	PF	FD					BS	BA	
4	Josh Scovens	F	31:38	8-16	2-5	7-8	1	4	5	1	4	25	0	2	0	1	3	6
54	Abe Johnson	F	31:17	4-7	0-0	2-3	3	7	10	1	3	10	1	1	1	4	0	8
2	Ryan Curry	G	32:18	5-11	2-4	2-4	0	1	1	3	4	14	4	2	2	0	0	10
13	Kendall Hailey	G	25:24	0-2	0-1	0-0	1	3	4	1	0	0	3	0	1	0	0	4
35	TJ Small	G	17:01	2-7	1-6	1-1	0	2	2	5	2	6	0	0	0	0	0	-4
55	AJ Allenspach		08:22	2-2	0-0	0-0	2	5	7	0	0	4	0	1	2	0	0	4
23	Dylan Blair		07:26	0-3	0-2	0-0	0	0	0	1	0	0	1	0	0	0	0	0
24	Jared Cross		14:13	0-2	0-2	0-0	0	2	2	0	0	0	2	0	0	0	0	4
31	Blake Barker		22:59	0-5	0-3	0-0	1	2	3	0	0	0	2	0	1	0	2	14
34	Charlie Peterson		08:26	2-3	0-1	0-1	0	2	2	1	1	4	0	0	0	0	0	2
0	Isaiah Caldwell		00:56	0-0	0-0	0-0	0	0	0	0	0	0	0	0	0	0	0	2
Team							1	2	3			0			2			
Totals				23-58	5-24	12-17	9	30	39	13	14	63	13	8	7	5	5	10

Shooting By Period		
1 st FG%	12-27	44.4%
3PT%	5-16	31.3%
FT%	6-8	75%
2 nd FG%	11-31	35.5%
3PT%	0-8	0.0%
FT%	6-9	66.7%
GM FG%	23-58	39.7%
3PT%	5-24	20.8%
FT%	12-17	70.6%

Dead Ball Rebounds: 4, 2

Technical Fouls: NONE

UTSA - 53

Record: 5-7

NO.	Name	F	Min	FG			Rebounds			Fouls		TP	AS	TO	ST	Blocks		+/-
				M-A	M-A	M-A	OR	DR	TOT	PF	FD					BS	BA	
3	Trey Edmonds	F	26:36	4-6	0-0	2-5	5	5	10	1	4	10	0	1	1	0	1	-6
4	Dre Fuller Jr.	G	12:49	2-6	1-3	0-0	0	1	1	2	0	5	0	2	0	0	1	-10
5	Adante' Holiman	G	30:06	2-7	2-7	0-0	0	4	4	1	1	6	3	1	0	0	0	-7
11	Isaiah Wyatt	G	22:26	3-9	2-6	2-2	2	2	4	1	1	10	0	0	0	0	0	3
22	Christian Tucker	G	33:04	3-10	0-4	4-5	0	6	6	3	5	10	3	1	1	0	1	-9
1	Jordan Ivy-Curry		21:14	1-7	0-1	0-0	1	2	3	1	0	2	1	2	0	0	2	-9
2	Carlton Linguard, Jr.		25:54	3-10	0-6	0-0	3	1	4	1	0	6	1	1	0	5	0	-3
21	PJ Carter		13:52	0-4	0-2	0-0	0	2	2	1	0	0	1	2	1	0	0	-12
14	Massal Diouf		11:25	1-1	0-0	1-2	2	3	5	3	1	3	1	0	0	0	0	0
10	Chandler Cuthrell		02:34	0-1	0-1	1-2	0	1	1	0	1	1	0	0	1	0	0	3
Team							0	0	0			0			0			
Totals				19-61	5-30	10-16	13	27	40	14	13	53	10	10	4	5	5	-10

Shooting By Period		
1 st FG%	12-32	37.5%
3PT%	3-13	23.1%
FT%	3-5	60%
2 nd FG%	7-29	24.1%
3PT%	2-17	11.8%
FT%	7-11	63.6%
GM FG%	19-61	31.1%
3PT%	5-30	16.7%
FT%	10-16	62.5%

Dead Ball Rebounds: 3, 0

Technical Fouls: NONE

	ARMY	UTSA
Biggest lead	15 (2 nd 12:05)	6 (1 st 11:10)
Best Scoring Run	9 (1 st 7:48)	8 (1 st 15:31)
Lead Changes	8	
Times Tied	5	
Time with Lead	29:24	06:05

	ARMY	UTSA
Points from		
Turnovers	8	6
Paint	36	28
Second Chance	10	18
Fast Breaks	8	5
Bench	8	12

	Period by Period Scoring		
	1st	2nd	TOT
ARMY	35	28	63
UTSA	30	23	53



LAST 4 BOX SCORES

Game 13: UTSA 103, Prairie View A&M 89



Official Basketball Box Score - Final
Prairie View at UTSA
 12/28/23 Convocation Center, San Antonio, Texas
 2023-24 Men's Basketball

Game Time: 7:00 PM
 Game Duration: 2:09
 Attendance: 1,082

Officials: Pat Adams, Chuck Jones, Todd Austin

Prairie View - 89

Record: 5-7

NO.	Name	F	Min	FG	3P	FT	Rebounds			Fouls		TP	AS	TO	ST	Blocks		+/-	
				M-A	M-A	M-A	OR	DR	TOT	PF	FD					BS	BA		
3	Brian Myles	F	11:06	0-0	0-0	2-2	0	0	0	5	2	2	1	0	0	0	0	0	-16
0	Kevin McGaskey	G	36:00	4-11	0-1	2-2	0	3	3	2	3	10	7	2	2	0	2	-11	
4	Charles Smith IV	G	12:04	1-4	0-2	2-2	0	2	2	3	1	4	0	2	0	0	0	-6	
11	Nick Gazelas	G	31:43	5-15	3-8	1-2	0	1	1	3	0	14	0	1	2	0	1	-16	
14	Javontae Hopkins	G	32:25	7-15	0-2	1-2	6	8	14	2	4	15	0	4	0	1	2	-16	
33	Mckinley Harris		11:14	0-0	0-0	3-4	2	1	3	2	2	3	1	0	0	0	0	-10	
13	Justin Nimmer		11:36	3-4	0-0	1-2	1	2	3	1	2	7	1	0	1	0	1	14	
30	Andre Nunley		09:15	0-0	0-0	0-0	0	1	1	0	0	0	1	0	0	0	0	-2	
25	Chris Felix, Jr.		30:44	8-16	1-3	2-2	3	2	5	4	4	19	0	0	2	1	3	-2	
1	Charles Lane, Jr.		13:53	6-8	2-3	1-1	1	0	1	1	1	15	0	1	0	0	0	-5	
Team							1	1	2			0							
Totals				34-73	6-19	15-19	14	21	35	23	19	89	11	10	7	2	9	-14	

Shooting By Period		
1 st FG%	12-35	34.3%
3PT%	3-9	33.3%
FT%	5-6	83.3%
2 nd FG%	22-38	57.9%
3PT%	3-10	30.0%
FT%	10-13	76.9%
GM FG%	34-73	46.6%
3PT%	6-19	31.6%
FT%	15-19	78.9%

Dead Ball Rebounds: 3, 0

Technical Fouls: Smith IV 2nd 19:48 Myles 2nd 17:19

UTSA - 103

Record: 6-7

NO.	Name	F	Min	FG	3P	FT	Rebounds			Fouls		TP	AS	TO	ST	Blocks		+/-
				M-A	M-A	M-A	OR	DR	TOT	PF	FD					BS	BA	
3	Trey Edmonds	F	18:13	4-5	0-0	4-6	1	1	2	3	5	12	0	0	1	2	0	2
2	Carlton Linguard, Jr.	C	33:20	5-10	0-4	6-7	4	6	10	2	4	16	0	1	0	3	0	32
5	Adante' Holiman	G	17:26	2-7	2-6	0-0	0	0	0	5	0	6	4	2	0	0	1	7
11	Isaiah Wyatt	G	25:09	3-4	2-2	3-4	0	3	3	0	2	11	1	1	0	0	0	-4
22	Christian Tucker	G	31:45	3-6	2-4	8-9	0	4	4	1	4	16	3	1	1	2	1	16
1	Jordan Ivy-Curry		26:07	7-11	2-5	6-8	0	3	3	1	3	22	8	4	0	0	0	18
4	Dre Fuller Jr.		23:53	3-4	3-4	2-3	2	4	6	2	3	11	2	1	0	1	0	4
14	Massal Diouf		08:18	1-2	0-0	0-0	0	2	2	3	0	2	1	0	0	1	0	2
10	Chandler Cuthrell		08:37	2-4	0-1	0-0	1	1	2	2	0	4	0	1	0	0	0	-4
21	PJ Carter		07:12	1-3	1-2	0-0	1	2	3	0	0	3	0	2	0	0	0	-3
Team							1	0	1			0						
Totals				31-56	12-28	29-37	10	26	36	20	21	103	19	13	2	9	2	14

Shooting By Period		
1 st FG%	19-34	55.9%
3PT%	6-16	37.5%
FT%	8-11	72.7%
2 nd FG%	12-22	54.5%
3PT%	6-12	50.0%
FT%	21-26	80.8%
GM FG%	31-56	55.4%
3PT%	12-28	42.9%
FT%	29-37	78.4%

Dead Ball Rebounds: 2, 0

Technical Fouls: Coach 2nd 18:23

	PVAMU	UTSA
Biggest lead	0 (1 st 20:00)	28 (2 nd 14:05)
Best Scoring Run	13 (2 nd 5:44)	9 (1 st 0:05)
Lead Changes	0	
Times Tied	0	
Time with Lead	00:00	38:17

	PVAMU	UTSA
Points from		
Turnovers	20	13
Paint	36	38
Second Chance	12	11
Fast Breaks	9	11
Bench	44	42

	Period by Period Scoring		
	1st	2nd	TOT
PVAMU	32	57	89
UTSA	52	51	103

Game Notes: 19:48 2nd - Class A Technical on PA&M #4 for language to official. ♦ 18:23 2nd - Class A Technical on UTSA Head Coach. ♦ 17:19 2nd - Class A Technical on PA&M #3 for language to official. ♦



LAST 4 BOX SCORES

Game 14: UAB 78, UTSA 76



Official Basketball Box Score - Final

UAB at UTSA

01/02/24 Convocation Center, San Antonio, Texas
2023-24 Men's Basketball

Game Time: 8:00 PM

Game Duration: 1:59

Attendance: 744

Officials: Bart Lenox, Byron Jarrett, Anthony Jordan

UAB - 78

Record: 9-5 (1-0)

NO.	Name	F	Min	FG	3P	FT	Rebounds			Fouls		TP	AS	TO	ST	Blocks		+/-
				M-A	M-A	M-A	OR	DR	TOT	PF	FD					BS	BA	
0	Javian Davis	F	19:53	2-7	0-0	0-0	3	5	8	5	1	4	0	0	0	0	2	14
3	Yaxel Lendeborg	F	40:00	5-10	5-6	8-8	2	13	15	2	6	23	1	3	1	7	1	2
4	Eric Gaines	G	39:19	4-13	2-6	0-0	0	5	5	1	1	10	6	3	3	0	1	1
12	Tony Toney	G	15:32	1-1	0-0	0-0	1	1	2	1	2	2	2	0	0	0	0	1
24	Efrem Johnson	G	32:47	7-11	1-2	2-3	1	3	4	2	2	17	4	2	0	0	0	10
2	Daniel Ortiz		22:52	3-11	3-5	2-2	1	2	3	1	1	11	3	1	1	0	0	4
10	Alejandro Vasquez		09:30	1-6	0-1	1-2	1	1	2	2	1	3	0	3	0	0	2	-10
13	Christian Coleman		12:37	3-5	0-0	0-1	4	1	5	3	1	6	0	4	0	1	0	-7
22	Barry Dunning Jr.		04:01	0-0	0-0	0-0	0	0	0	1	0	0	0	2	0	0	0	2
25	Will Shaver		03:29	0-0	0-0	2-2	0	0	0	0	1	2	0	0	0	0	0	-7
Team							4	1	5			0		0				
Totals				26-64	11-20	15-18	17	32	49	18	16	78	16	20	5	8	6	2

Shooting By Period		
1 st FG%	12-31	38.7%
3PT%	6-8	75.0%
FT%	9-10	90%
2 nd FG%	14-33	42.4%
3PT%	5-12	41.7%
FT%	6-8	75%
GM FG%	26-64	40.6%
3PT%	11-20	55.0%
FT%	15-18	83.3%

Dead Ball Rebounds: 2, 0

Technical Fouls::NONE

UTSA - 76

Record: 6-8 (0-1)

NO.	Name	F	Min	FG	3P	FT	Rebounds			Fouls		TP	AS	TO	ST	Blocks		+/-
				M-A	M-A	M-A	OR	DR	TOT	PF	FD					BS	BA	
3	Trey Edmonds	F	27:02	3-12	0-0	1-4	3	2	5	2	2	7	1	2	1	0	2	-4
2	Carlton Linguard, Jr.	C	22:45	2-5	1-3	0-1	3	1	4	5	2	5	0	1	0	2	0	6
5	Adante Holiman	G	23:59	1-5	1-4	2-3	0	2	2	0	3	5	1	0	1	0	0	-10
11	Isaiah Wyatt	G	22:42	2-4	1-2	0-0	1	3	4	0	1	5	2	1	2	0	0	-2
22	Christian Tucker	G	38:57	6-9	1-1	2-2	2	1	3	2	3	15	3	1	2	0	1	-5
1	Jordan Ivy-Curry		28:53	6-19	2-6	6-7	2	8	10	4	6	20	4	3	1	0	4	3
4	Dre Fuller Jr.		21:34	6-12	3-6	0-0	1	3	4	1	0	15	1	2	2	2	1	3
14	Massal Diouf		11:56	1-2	0-0	2-2	0	1	1	2	1	4	0	0	0	2	0	3
10	Chandler Cuthrell		02:12	0-0	0-0	0-0	0	0	0	0	0	0	0	0	0	0	0	-4
Team							1	1	2			0		1				
Totals				27-68	9-22	13-19	13	22	35	16	18	76	12	11	9	6	8	-2

Shooting By Period		
1 st FG%	16-35	45.7%
3PT%	7-14	50.0%
FT%	1-4	25%
2 nd FG%	11-33	33.3%
3PT%	2-8	25.0%
FT%	12-15	80%
GM FG%	27-68	39.7%
3PT%	9-22	40.9%
FT%	13-19	68.4%

Dead Ball Rebounds: 2, 0

Technical Fouls::NONE

	UAB	UTSA	Points from		Period by Period Scoring				
Biggest lead	5 (1 st 18:37)	6 (2 nd 9:12)	UAB	UTSA	1st	2nd	TOT		
Best Scoring Run	7 (2 nd 16:45)	7 (1 st 16:32)	10	12	UAB	39	39	78	
Lead Changes	18		Paint	16	32	UTSA	40	36	76
Times Tied	13		Second Chance	16	13				
Time with Lead	12:59	20:05	Fast Breaks	11	19				
			Bench	22	39				



LAST 4 BOX SCORES

Game 15: UTSA 89, Rice 82 [OT]



Official Basketball Box Score - Final

UTSA at Rice

01/06/24 Jerabeck Activity and Athletic Center, Houston
2023-24 Men's Basketball

Game Time: 2:00 PM

Game Duration: 2:10

Attendance: 1,424

Officials: Landon Brandes, Michael Wallace, Shaun Seales

UTSA - 89

Record: 7-8 (1-1)

NO.	Name	Min	FG	3P	FT	Rebounds			Fouls		TP	AS	TO	ST	Blocks		+/-
			M-A	M-A	M-A	OR	DR	TOT	PF	FD					BS	BA	
3	Trey Edmonds	F 20:22	2-4	0-0	1-3	1	3	4	3	2	5	1	0	0	0	0	-14
2	Carlton Linguard, Jr.	C 37:04	8-13	4-8	4-4	2	2	4	2	2	24	0	1	0	1	0	9
4	Dre Fuller Jr.	G 35:10	8-17	5-9	2-2	1	3	4	1	1	23	1	1	3	0	0	3
11	Isaiah Wyatt	G 22:32	1-5	0-3	0-0	2	2	4	0	0	2	3	0	1	0	0	3
22	Christian Tucker	G 39:48	4-6	2-3	0-0	0	5	5	1	2	10	7	4	2	0	0	4
1	Jordan Ivy-Curry	30:08	3-9	1-3	8-9	0	7	7	2	5	15	4	7	3	0	1	11
14	Massal Diouf	22:25	2-4	0-0	0-0	3	2	5	5	1	4	0	1	1	0	0	20
21	PJ Carter	17:32	2-5	2-5	0-0	2	2	4	1	1	6	2	1	0	0	0	-1
Team						1	1	2			0			2			
Totals			30-63	14-31	15-18	12	27	39	15	14	89	18	17	10	1	1	7

Shooting By Period		
1 st FG%	13-29	44.8%
3PT%	8-18	44.4%
FT%	4-7	57.1%
2 nd FG%	12-26	46.2%
3PT%	6-12	50.0%
FT%	9-9	100%
:OT FG%	5-8	62.5%
3PT%	0-1	0.0%
FT%	2-2	100%
GM FG%	30-63	47.6%
3PT%	14-31	45.2%
FT%	15-18	83.3%

Technical Fouls::NONE

Dead Ball Rebounds: 2, 0

Rice - 82

Record: 6-9 (0-2)

NO.	Name	Min	FG	3P	FT	Rebounds			Fouls		TP	AS	TO	ST	Blocks		+/-
			M-A	M-A	M-A	OR	DR	TOT	PF	FD					BS	BA	
15	Max Fiedler	F 42:50	3-5	0-1	0-0	5	7	12	2	1	6	8	5	1	0	0	-6
24	Keanu Dawes	F 35:28	1-6	0-4	7-8	0	2	2	2	5	9	1	0	0	0	0	-5
2	Mekhi Mason	G 40:30	9-16	2-3	2-4	0	5	5	3	3	22	1	2	3	1	0	-1
3	Travis Eevee	G 40:48	10-22	2-9	3-4	1	4	5	3	3	25	2	1	1	0	1	-13
23	Alem Huseinovic	G 24:21	2-6	2-5	0-0	0	1	1	0	1	6	2	0	0	0	0	4
4	Anthony Selden	07:14	0-1	0-1	2-2	0	0	0	0	1	2	1	0	0	0	0	-4
21	Gabe Warren	09:32	0-1	0-1	0-0	0	1	1	1	0	0	1	0	1	0	0	-2
1	Noah Shelby	22:07	5-9	2-6	0-0	0	1	1	1	1	12	0	2	1	0	0	-7
13	Andrew Akuchie	02:10	0-2	0-0	0-0	2	0	2	2	0	0	0	1	0	0	0	-1
Team						3	1	4			0			1			
Totals			30-68	8-30	14-18	11	22	33	14	15	82	16	12	7	1	1	-7

Shooting By Period		
1 st FG%	15-32	46.9%
3PT%	5-12	41.7%
FT%	6-6	100%
2 nd FG%	14-29	48.3%
3PT%	3-13	23.1%
FT%	5-8	62.5%
:OT FG%	1-7	14.3%
3PT%	0-5	0.0%
FT%	3-4	75%
GM FG%	30-68	44.1%
3PT%	8-30	26.7%
FT%	14-18	77.8%

Technical Fouls::NONE

Dead Ball Rebounds: 4, 0

	UTSA	Rice
Biggest lead	11 (1 st 8:57)	10 (2 nd 15:20)
Best Scoring Run	11 (2 nd 11:31)	7 (1 st 1:12)
Lead Changes	9	
Times Tied	8	
Time with Lead	20:13	19:58

Points from	UTSA	Rice
Turnovers	17	16
Paint	26	36
Second Chance	10	10
Fast Breaks	9	9
Bench	25	14

	Period by Period Scoring			
	1st	2nd	OT1	TOT
UTSA	38	39	12	89
Rice	41	36	5	82





(SEASON/CAREER)

0 • NAZAR MAHMOUD

6-5 • 180 • Freshman - HS • Guard
Leander, Texas (Spring Creek Academy)

SEASON/CAREER HIGHS

POINTS	6 at Minnesota (11/6/23)
REBOUNDS	2 (2x) at Minnesota (11/6/23), vs UAFS (12/10/23)
ASSISTS	2 vs UAFS (12/10/23)
STEALS	None
BLOCKS	None
FG MADE	2 at Minnesota (11/6/23)
FG ATT.	8 vs UAFS (12/10/23)
3FG MADE	2 at Minnesota (11/6/23)
3FG ATT.	8 vs UAFS (12/10/23)
FT MADE	1 vs. Jacksonville state (11/24/23)
FT ATT.	2 vs. Jacksonville state (11/24/23)

DOUBLE-DIGIT SCORING	(-/-)
DOUBLE-DIGIT REBOUNDS	(-/-)
DOUBLE-DOUBLES	(-/-)

MAHMOUD'S CAREER STATS

SEASON	TEAM	GP-GS	MIN/AVG	Field Goals			3-Point		F-Throws		Rebounds				Scoring					
				FG-FGA	FG%	3FG-3FGA	3FG%	FT-FTA	FT%	OFF	DEF	TOT	AVG	PF-FO	A	TO	BLK	STL	PTS	AVG
2023-24	UTSA	8-0	50/6.3	6-18	.333	3-12	.250	2-4	.500	2	4	6	0.8	9-0	3	3	0	0	17	2.1
TOTAL		8-0	50/6.3	6-18	.333	3-12	.250	2-4	.500	2	4	6	0.8	9-0	3	3	0	0	17	2.1



(SEASON/CAREER)

1 • JORDAN IVY-CURRY

6-3 • 175 • Junior - 2L/TR • Guard
La Marque, Texas (La Marque HS /UTSA [20-22]/Pacific [22-23])

SEASON HIGHS

POINTS	22 vs Prairie View A&M (12/28/23)
REBOUNDS	10 vs UAB (1/2/24)
ASSISTS	8 vs Prairie View A&M (12/28/23)
STEALS	1 (2x) at Oregon St. (12/17/23), vs UAB (1/2/24)
BLOCKS	-
FG MADE	7 vs Prairie View A&M (12/28/23)
FG ATT.	19 vs UAB (1/2/24)
3FG MADE	2 (2x) vs PV A&M (12/28/23), vs UAB (1/2/24)
3FG ATT.	6 vs UAB (1/2/24)
FT MADE	8 vs Rice (1/6/24)
FT ATT.	9 vs Rice (1/6/24)

CAREER HIGHS

POINTS	27 vs. Denver (11/16/21)
REBOUNDS	11 at BYU (2/4/23)
ASSISTS	9 at Rice (2/3/22)
STEALS	4 vs. Southwestern Adventist (3/4/21)
BLOCKS	1 six times
FG MADE	10 vs. Denver (11/16/21)
FG ATT.	24 vs. Fla. Atlantic (1/29/22)
3FG MADE	5 (3x), last vs. San Diego (2/11/23)
3FG ATT.	11 vs. FIU (1/27/22)
FT MADE	8 vs Rice (1/6/24)
FT ATT.	9 vs Rice (1/6/24)

DOUBLE-DIGIT SCORING	(4/45)
DOUBLE-DIGIT REBOUNDS	(1/2)
DOUBLE-DOUBLES	(1/2)

IVY-CURRY'S CAREER STATS

SEASON	TEAM	GP-GS	MIN/AVG	Field Goals			3-Point		F-Throws		Rebounds				Scoring					
				FG-FGA	FG%	3FG-3FGA	3FG%	FT-FTA	FT%	OFF	DEF	TOT	AVG	PF-FO	A	TO	BLK	STL	PTS	AVG
2020-21	UTSA	26-11	518/19.9	67-167	.401	24-64	.375	28-41	.683	38	34	72	2.8	44-1	40	21	3	19	186	7.2
2021-22	UTSA	21-19	581/27.6	101-291	.347	45-133	.338	45-56	.804	13	36	49	2.3	25-0	48	51	3	19	292	13.9
2022-23	UOP	33-7	661/20.0	114-270	.422	42-123	.341	70-81	.864	17	69	86	2.6	67-0	50	41	0	17	340	10.3
2023-24	UTSA	5-0	132/26.3	22-57	.386	6-18	.333	20-24	.833	3	25	28	5.6	9-0	24	20	0	5	70	14.0
TOTAL FOR UTSA		52-30	1230/23.7	190-515	.369	75-215	.349	93-121	.769	54	95	149	2.9	78-1	112	92	6	43	548	10.5
TOTAL		85-37	1891/22.2	304-785	.387	117-338	.346	163-202	.807	71	164	235	2.8	145-1	162	133	6	60	888	10.4





2 • CARLTON LINGUARD JR.

7-0 • 225 • Redshirt Senior - TR • Center
San Antonio, Texas (Stevens HS/Temple CC/Kansas State)

SEASON HIGHS	
POINTS	24 vs Rice (1/6/24)
REBOUNDS	10 (3x) last vs Prairie View A&M (12/28/23)
ASSISTS	3 at Little Rock (12/13/23)
STEALS	2 at Houston Christian (11/20/23)
BLOCKS	5 vs Army West Point (12/21/23)
FG MADE	8 (2x) vs UAFS (12/10/23), vs Rice (1/6/24)
FG ATT.	13 (3x) last vs Rice (1/6/24)
3FG MADE	5 vs UAFS (12/10/23)
3FG ATT.	8 vs Rice (1/6/24)
FT MADE	9 vs UIW (11/25/23)
FT ATT.	12 vs UIW (11/25/23)

CAREER HIGHS	
POINTS	24 vs Rice (1/6/24)
REBOUNDS	10 (3x) last vs Prairie View A&M (12/28/23)
ASSISTS	3 at Little Rock (12/13/23)
STEALS	2 at Houston Christian (11/20/23)
BLOCKS	5 vs Army West Point (12/21/23)
FG MADE	8 (2x) vs UAFS (12/10/23), vs Rice (1/6/24)
FG ATT.	13 (3x) last vs Rice (1/6/24)
3FG MADE	5 vs UAFS (12/10/23)
3FG ATT.	8 vs Rice (1/6/24)
FT MADE	9 vs UIW (11/25/23)
FT ATT.	12 vs UIW (11/25/23)

(SEASON/CAREER)

DOUBLE-DIGIT SCORING	(10/11)
DOUBLE-DIGIT REBOUNDS	(3/3)
DOUBLE-DOUBLES	(3/3)

LINGUARD'S CAREER STATS

SEASON	TEAM	GP-GS	MIN/AVG	Field Goals		3-Point		F-Throws		Rebounds				Scoring						
				FG-FGA	FG%	3FG-3FGA	3FG%	FT-FTA	FT%	OFF	DEF	TOT	AVG	PF-FO	A	TO	BLK	STL	PTS	AVG
2020-21	KState	17-0	113/6.6	16-35	.457	4-11	.364	2-4	.500	7	15	22	1.3	12-0	3	5	2	2	38	2.2
2021-22	KState	15-2	122/8.1	7-19	.368	0-4	.000	6-11	.545	10	9	19	1.3	14-0	0	3	6	2	20	1.3
2023-24	UTSA	15-10	378/25.2	57-129	.442	22-63	.349	26-34	.765	41	51	92	6.1	37-3	10	12	30	4	162	10.8
TOTAL FOR UTSA		15-10	378/25.2	57-129	.442	22-63	.349	26-34	.765	41	51	92	6.1	37-3	10	12	30	4	162	10.8
TOTAL		47-12	613/13.0	80-183	.437	26-78	.333	34-49	.694	58	75	133	2.8	63-3	13	20	38	8	220	4.7



3 • TREY EDMONDS

6-10 • 255 • Junior - TR • Forward/Center
Aurora, Colo. (George Washington HS/Utah Tech)

SEASON HIGHS	
POINTS	15 vs Western Ill. (11/6/23)
REBOUNDS	12 at Lamar (11/14/23)
ASSISTS	4 at Lamar (11/14/23)
STEALS	1 (5x) last vs UAB (1/2/24)
BLOCKS	2 (2x) last at Minnesota (11/10/23)
FG MADE	5 (4x) last at Lamar (11/14/23)
FG ATT.	12 vs UAB (1/2/24)
FT MADE	5 vs Western Ill. (11/6/23)
FT ATT.	7 vs Western Ill. (11/6/23)

CAREER HIGHS	
POINTS	15 vs Western Ill. (11/6/23)
REBOUNDS	12 at Lamar (11/14/23)
ASSISTS	4 at Lamar (11/14/23)
STEALS	3 at Seattle U (2/8/23)
BLOCKS	2 (7x) last at Minnesota (11/10/23)
FG MADE	5 (4x) last at Lamar (11/14/23)
FG ATT.	12 vs UAB (1/2/24)
FT MADE	5 vs Western Ill. (11/6/23)
FT ATT.	8 at Arizona (11/17/22)

(SEASON/CAREER)

DOUBLE-DIGIT SCORING	(5/7)
DOUBLE-DIGIT REBOUNDS	(2/2)
DOUBLE-DOUBLES	(2/2)

EDMONDS' CAREER STATS

SEASON	TEAM	GP-GS	MIN/AVG	Field Goals		3-Point		F-Throws		Rebounds				Scoring						
				FG-FGA	FG%	3FG-3FGA	3FG%	FT-FTA	FT%	OFF	DEF	TOT	AVG	PF-FO	A	TO	BLK	STL	PTS	AVG
2021-22	UTTECH	20-0	139/7.0	17-37	.459	0-0	.000	2-16	.125	21	26	47	2.4	22-0	3	12	10	4	36	1.8
2022-23	UTTECH	33-1	302/9.1	34-72	.472	0-0	.000	28-56	.500	28	49	77	2.3	56-1	6	27	11	6	96	2.9
2023-24	UTSA	15-15	323/21.5	46-86	.535	0-0	.000	26-59	.441	37	54	91	6.1	43-2	8	17	6	8	118	7.9
TOTAL FOR UTSA		15-15	323/21.5	46-86	.535	0-0	.000	26-59	.441	37	54	91	6.1	43-2	8	17	6	8	118	7.9
TOTAL		68-16	764/11.2	97-195	.497	0-0	.000	56-131	.427	86	129	215	3.2	121-3	17	56	27	18	250	3.7





4 • DRE FULLER JR.

6-6 • 220 • Graduate Student - TR • Guard
Fayetteville, N.C. (Admiral Farragut Academy [Fla.]/UCF)

SEASON HIGHS	
POINTS	24 at Houston Christian (11/20/23)
REBOUNDS	11 vs UIW (11/25/23)
ASSISTS	5 at Little Rock (12/13/23)
STEALS	2 vs UAB (1/2/24)
BLOCKS	2 (3x) last vs UAB (1/2/24)
FG MADE	8 (2x) at HCU (11/20/23), vs Rice (1/6/24)
FG ATT.	17 vs Rice (1/6/24)
3FG MADE	5 vs Rice (1/6/24)
3FG ATT.	9 vs Rice (1/6/24)
FT MADE	5 (2x) at HCU (11/20/23), vs Lamar (11/30/23)
FT ATT.	6 vs Lamar (11/30/23)

CAREER HIGHS	
POINTS	24 at Houston Christian (11/20/23)
REBOUNDS	11 (2x) vs Memphis (3/12/21), vs UIW (11/25/23)
ASSISTS	5 (3x) last at Little Rock (12/13/23)
STEALS	5 vs Penn (11/28/19)
BLOCKS	4 vs Tulsa (2/9/20)
FG MADE	8 (2x) at HCU (11/20/23), vs Rice (1/6/24)
FG ATT.	17 vs Rice (1/6/24)
3FG MADE	5 vs Rice (1/6/24)
3FG ATT.	9 vs Rice (1/6/24)
FT MADE	6 (3x) last at Miami (FL) (11/13/21)
FT ATT.	9 vs Houston (12/26/20)

(SEASON/CAREER)	
DOUBLE-DIGIT SCORING	(9/24)
DOUBLE-DIGIT REBOUNDS	(3/6)
DOUBLE-DOUBLES	(1/1)

FULLER'S CAREER STATS

SEASON	TEAM	GP-GS	MIN/AVG	Field Goals		3-Point		F-Throws		Rebounds				Scoring						
				FG-FGA	FG%	3FG-3FGA	3FG%	FT-FTA	FT%	OFF	DEF	TOT	AVG	PF-FO	A	TO	BLK	STL	PTS	AVG
2019-20	UCF	20-13	380/19.0	50-119	.420	10-40	.250	15-23	.652	23	39	62	3.1	33-1	29	26	11	18	125	6.3
2020-21	UCF	23-14	634/27.6	55-133	.414	8-37	.216	42-61	.689	19	89	108	4.7	44-0	57	54	7	24	160	7.0
2021-22	UCF	24-0	292/12.2	36-82	.439	9-25	.360	14-19	.737	15	41	56	2.3	26-0	14	16	3	13	95	4.0
2023-24	UTSA	15-13	392/26.1	60-157	.382	29-85	.341	22-28	.786	17	73	90	6.0	31-1	23	24	8	12	171	11.4
TOTAL FOR UTSA	15-13	392/26.1	60-157	.382	29-85	.341	22-28	.786	.786	17	73	90	6.0	31-1	23	24	8	12	171	11.4
TOTAL		82-40	1697/20.7	201-491	.409	56-187	.299	93-131	.710	74	242	316	3.9	134-2	123	120	29	67	551	6.7



5 • ADANTE' HOLIMAN

6-0 • 175 • Sophomore - TR • Point Guard
McAlester, Okla. (McAlester HS/UT Rio Grande Valley)

SEASON HIGHS	
POINTS	22 at Lamar (11/14/23)
REBOUNDS	6 vs UIW (11/25/23)
ASSISTS	4 (4x) last vs Prairie View A&M (12/28/23)
STEALS	3 at Houston Christian (11/20/23)
BLOCKS	1 (3x) last at Houston Christian (11/20/23)
FG MADE	7 (2x) at Lamar (11/14/23), vs UIW (11/25/23)
FG ATT.	16 at Lamar (11/14/23)
3FG MADE	5 vs UIW (11/25/23)
3FG ATT.	12 vs UIW (11/25/23)
FT MADE	4 (2x) at Lamar (11/14/23), Texas State (11/17/23)
FT ATT.	5 (2x) at Lamar (11/14/23), at HCU (11/20/23)

CAREER HIGHS	
POINTS	22 at Lamar (11/14/23)
REBOUNDS	6 vs UIW (11/25/23)
ASSISTS	9 vs Southwestern Assemblies (2/20/23)
STEALS	3 (3x) last at Houston Christian (11/20/23)
BLOCKS	1 (5x) last at Houston Christian (11/20/23)
FG MADE	7 (2x) at Lamar (11/14/23), vs UIW (11/25/23)
FG ATT.	16 at Lamar (11/14/23)
3FG MADE	5 (2x) vs Sam Houston (2/1/23), vs UIW (11/25/23)
3FG ATT.	12 vs UIW (11/25/23)
FT MADE	6 at Kansas State (11/7/22)
FT ATT.	10 at Kansas State (11/7/22)

(SEASON/CAREER)	
DOUBLE-DIGIT SCORING	(2/11)
DOUBLE-DIGIT REBOUNDS	(-/-)
DOUBLE-DOUBLES	(-/-)

HOLIMAN'S CAREER STATS

SEASON	TEAM	GP-GS	MIN/AVG	Field Goals		3-Point		F-Throws		Rebounds				Scoring						
				FG-FGA	FG%	3FG-3FGA	3FG%	FT-FTA	FT%	OFF	DEF	TOT	AVG	PF-FO	A	TO	BLK	STL	PTS	AVG
2022-23	UTRGV	24-11	500/20.9	55-123	.447	27-62	.435	42-59	.712	7	21	28	1.2	71-2	73	55	3	12	179	7.5
2023-24	UTSA	12-11	300/25.0	35-102	.343	21-67	.313	19-26	.731	1	24	25	2.1	28-1	29	14	2	9	110	9.2
TOTAL FOR UTSA	12-11	300/25.0	35-102	.343	21-67	.313	19-26	.731	.731	1	24	25	2.1	28-1	29	14	2	9	110	9.2
TOTAL		36-22	800/22.2	90-225	.400	48-129	.372	61-85	.718	8	45	53	1.5	99-3	102	69	5	21	289	8.0





10 • CHANDLER CUTHRELL

6-8 • 220 • Junior - TR • Forward
 Baltimore, Md. (Baltimore City College (HS)/Odessa College)

SEASON/CAREER HIGHS

POINTS	10 at Houston Christian (11/20/23)
REBOUNDS	10 at Texas State (11/17/23)
ASSISTS	1 (4x) last vs UAFS (12/10/23)
STEALS	1 (5x) last vs Army West Point (12/21/23)
BLOCKS	2 (3x) last at Little Rock (12/13/23)
FG MADE	5 at Houston Christian (11/20/23)
FG ATT.	9 (2x) at Texas State (11/17/23), vs UAFS (12/10/23)
3FG MADE	1 (3x) last at Oregon State (12/17/23)
3FG ATT.	3 (4x) last vs UAFS (12/10/23)
FT MADE	4 at Texas State (11/17/23)
FT ATT.	5 (2x) at Texas State (11/17/23), vs UIW (11/25/23)

(SEASON/CAREER)	
DOUBLE-DIGIT SCORING	(1/1)
DOUBLE-DIGIT REBOUNDS	(1/1)
DOUBLE-DOUBLES	(-/-)

CUTHRELL'S CAREER STATS

SEASON	TEAM	GP-GS	MIN/AVG	Field Goals		3-Point		F-Throws		Rebounds				Scoring						
				FG-FGA	FG%	3FG-3FGA	3FG%	FT-FTA	FT%	OFF	DEF	TOT	AVG	PF-FO	A	TO	BLK	STL	PTS	AVG
2023-24	UTSA	14-0	179/12.8	17-53	.321	3-14	.214	12-19	.632	19	31	50	3.6	17-0	4	13	7	5	49	3.5
TOTAL		14-0	179/12.8	17-53	.321	3-14	.214	12-19	.632	19	31	50	3.6	17-0	4	13	7	5	49	3.5



11 • ISAIAH WYATT

6-4 • 220 • Redshirt Junior - TR • Guard/Forward
 Toledo, Ohio (N. Crowley HS/Chadron State)

SEASON HIGHS

POINTS	27 vs. Lamar (11/30/23)
REBOUNDS	9 at Little Rock (12/13/23)
ASSISTS	3 (3x) last vs Rice (1/6/24)
STEALS	3 vs UIW (11/25/23)
BLOCKS	2 vs Western Ill. (11/6/23)
FG MADE	8 vs Lamar (11/30/23)
FG ATT.	16 vs Lamar (11/30/23)
3FG MADE	7 vs Lamar (11/30/23)
3FG ATT.	12 vs Lamar (11/30/23)
FT MADE	7 at Little Rock (12/13/23)
FT ATT.	8 at Little Rock (12/13/23)

CAREER HIGHS

POINTS	27 vs Lamar (11/30/23)
REBOUNDS	14 at Westminster (UT) (1/7/23)
ASSISTS	4 (4x) last at Colorado-Mines (2/18/23)
STEALS	3 (3x) last vs UIW (11/25/23)
BLOCKS	2 (2x) last vs Western Ill. (11/6/23)
FG MADE	8 (2x) vs Ecclesia (11/26/22), vs Lamar (11/30/23)
FG ATT.	17 at Western Colo. (12/9/22)
3FG MADE	7 (2x) vs Ecclesia (11/26/22), vs Lamar (11/30/23)
3FG ATT.	12 vs Lamar (11/30/23)
FT MADE	8 vs Fort Lewis (1/13/23)
FT ATT.	8 vs Fort Lewis (1/13/23)

(SEASON/CAREER)	
DOUBLE-DIGIT SCORING	(7/32)
DOUBLE-DIGIT REBOUNDS	(0/4)
DOUBLE-DOUBLES	(0/4)

WYATT'S CAREER STATS

SEASON	TEAM	GP-GS	MIN/AVG	Field Goals		3-Point		F-Throws		Rebounds				Scoring						
				FG-FGA	FG%	3FG-3FGA	3FG%	FT-FTA	FT%	OFF	DEF	TOT	AVG	PF-FO	A	TO	BLK	STL	PTS	AVG
2022-23	Chad	29-29	942/32.5	151-334	.452	82-174	.471	58-75	.773	25	128	153	5.3	30-0	48	31	10	26	442	15.2
2023-24	UTSA	15-11	368/24.5	45-105	.429	31-76	.408	23-30	.767	19	46	65	4.3	15-0	21	17	4	12	144	9.6
TOTAL FOR UTSA		15-11	368/24.5	45-105	.429	31-76	.408	23-30	.767	19	46	65	4.3	15-0	21	17	4	12	144	9.6
TOTAL		44-40	1309/29.8	196-439	.446	113-250	.452	81-105	.771	44	174	218	5.0	45-0	69	48	14	38	586	13.3





12 • JOSH REID

6-7 • 220 • Junior - TR • Forward

Havelock, N.C. (Village Christian Academy / Gulf Coast College)

SEASON/CAREER HIGHS

POINTS	-
REBOUNDS	-
ASSISTS	-
STEALS	-
BLOCKS	-
FG MADE	-
FG ATT.	-
3FG MADE	-
3FG ATT.	-
FT MADE	-
FT ATT.	-

(SEASON/CAREER)

DOUBLE-DIGIT SCORING	(-/-)
DOUBLE-DIGIT REBOUNDS	(-/-)
DOUBLE-DOUBLES	(-/-)

REID'S CAREER STATS

SEASON	TEAM	GP-GS	MIN/AVG	Field Goals		3-Point		F-Throws		Rebounds				Scoring		
				FG-FGA	FG%	3FG-3FGA	3FG%	FT-FTA	FT%	OFF	DEF	TOT	AVG	PF-FO	A	TO

NO APPEARANCES YET THIS SEASON



14 • MASSAL DIOUF

6-9 • 240 • Sophomore - 1L • Forward

Gouda, Netherlands (Western Canada Prep Academy)

SEASON HIGHS

POINTS	10 at Oregon State (12/17/23)
REBOUNDS	8 at Oregon State (12/17/23)
ASSISTS	1 (3x) last vs Prairie View A&M (12/28/23)
STEALS	1 (2x) at Texas St. (11/17/23), vs Rice (1/6/24)
BLOCKS	4 at Oregon State (12/17/23)
FG MADE	5 at Oregon State (12/17/23)
FG ATT.	6 at Oregon State (12/17/23)
FT MADE	1 (4x) last vs Army West Point (12/21/23)
FT ATT.	3 vs UAFS (12/10/23)

CAREER HIGHS

POINTS	10 at Oregon State (12/17/23)
REBOUNDS	8 at Oregon State (12/17/23)
ASSISTS	1 (4x) last vs Prairie View A&M (12/28/23)
STEALS	1 (5x) last vs Rice (1/6/24)
BLOCKS	4 at Oregon State (12/17/23)
FG MADE	5 at Oregon State (12/17/23)
FG ATT.	6 at Oregon State (12/17/23)
FT MADE	4 at Western Ky. (2/2/23)
FT ATT.	6 at Western Ky. (2/2/23)


(SEASON/CAREER)

DOUBLE-DIGIT SCORING	(1/1)
DOUBLE-DIGIT REBOUNDS	(-/-)
DOUBLE-DOUBLES	(-/-)

DIOUF'S CAREER STATS

SEASON	TEAM	GP-GS	MIN/AVG	Field Goals		3-Point		F-Throws		Rebounds				Scoring						
				FG-FGA	FG%	3FG-3FGA	3FG%	FT-FTA	FT%	OFF	DEF	TOT	AVG	PF-FO	A	TO	BLK	STL	PTS	AVG
2022-23	UTSA	27-21	291/10.8	17-40	.425	0-0	.000	19-28	.679	29	44	73	2.7	54-3	1	18	6	3	53	2.0
2023-24	UTSA	15-0	152/10.1	17-28	.607	0-0	.000	6-14	.429	11	24	35	2.3	36-2	3	5	11	2	40	2.7
TOTAL		42-21	443/10.6	34-68	.500	0-0	.000	25-42	.595	40	68	108	2.6	90-5	4	23	17	5	93	2.2





20 • JUAN REYNA

6-3 • 185 • Junior - TR • Guard

San Antonio, Texas (Duncanville HS/Alabama State/Campbell)

SEASON/CAREER HIGHS

POINTS	-
REBOUNDS	-
ASSISTS	-
STEALS	-
BLOCKS	-
FG MADE	-
FG ATT.	-
3FG MADE	-
3FG ATT.	-
FT MADE	-
FT ATT.	-

(SEASON/CAREER)	
DOUBLE-DIGIT SCORING	(-/-)
DOUBLE-DIGIT REBOUNDS	(-/-)
DOUBLE-DOUBLES	(-/-)

REYNA'S CAREER STATS

SEASON	TEAM	GP-GS	MIN/AVG	Field Goals		3-Point		F-Throws		Rebounds				Scoring										
				FG-FGA	FG%	3FG-3FGA	3FG%	FT-FTA	FT%	OFF	DEF	TOT	AVG	PF-FO	A	TO	BLK	STL	PTS	AVG				
2021-22	ALST	27-10	586/21.7	74-174	.425	44-109	.404	43-49	.878	10	33	43	1.6	47-0	27	45	1	10	235	8.7				
2022-23	Campb	30-2	479/16.0	53-137	.387	22-73	.301	30-40	.750	6	27	33	1.1	40-0	27	23	1	17	158	5.3				
TOTAL FOR UTSA		0-0	0/0.0	0-0	.000	0-0	.000	0-0	.000	0	0	0	0.0	0-0	0	0	0	0	0	0	0	0	0	0.0
TOTAL		57-12	1065/18.7	127-311	.408	66-182	.363	73-89	.820	16	60	76	1.3	87-0	54	68	2	27	393	6.9				

NO APPEARANCES YET THIS SEASON



21 • PJ CARTER

6-5 • 175 • Junior - TR • Guard

Atlanta, Ga. (Langston Hughes HS/Campbell/Georgia Highlands)

SEASON HIGHS

POINTS	17 vs UIW (11/25/23)
REBOUNDS	5 vs UAFS (12/10/23)
ASSISTS	5 vs UAFS (12/10/23)
STEALS	2 vs UAFS (12/10/23)
BLOCKS	1 (2x) vs Jax State (11/24/23), vs UAFS (12/10/23)
FG MADE	7 vs UIW (11/25/23)
FG ATT.	14 vs UIW (11/25/23)
3FG MADE	3 at Little Rock (12/13/23)
3FG ATT.	6 at Little Rock (12/13/23)
FT MADE	3 (2x) at Minnesota (11/10/23), at Lamar (11/14/23)
FT ATT.	4 at Minnesota (11/10/23)

CAREER HIGHS

POINTS	17 vs UIW (11/25/23)
REBOUNDS	5 vs UAFS (12/10/23)
ASSISTS	5 vs UAFS (12/10/23)
STEALS	2 vs UAFS (12/10/23)
BLOCKS	1 (3x) last vs UAFS (12/10/23)
FG MADE	7 vs UIW (11/25/23)
FG ATT.	14 vs UIW (11/25/23)
3FG MADE	3 at Little Rock (12/13/23)
3FG ATT.	6 at Little Rock (12/13/23)
FT MADE	3 (2x) at Minnesota (11/10/23), at Lamar (11/14/23)
FT ATT.	4 at Minnesota (11/10/23)

(SEASON/CAREER)	
DOUBLE-DIGIT SCORING	(5/5)
DOUBLE-DIGIT REBOUNDS	(-/-)
DOUBLE-DOUBLES	(-/-)

CARTER'S CAREER STATS

SEASON	TEAM	GP-GS	MIN/AVG	Field Goals		3-Point		F-Throws		Rebounds				Scoring						
				FG-FGA	FG%	3FG-3FGA	3FG%	FT-FTA	FT%	OFF	DEF	TOT	AVG	PF-FO	A	TO	BLK	STL	PTS	AVG
2020-21	Campb	12-0	49/4.1	6-15	.400	2-7	.286	3-4	.750	1	5	6	0.5	7-0	4	4	0	1	17	1.4
2021-22	Campb	4-0	19/4.7	3-5	.600	0-2	.000	0-2	.000	1	2	3	0.8	0-0	0	0	1	1	6	1.5
2023-24	UTSA	14-0	282/20.1	42-103	.408	16-44	.364	9-15	.600	7	20	27	1.9	14-0	14	14	2	7	109	7.8
TOTAL FOR UTSA		14-0	282/20.1	42-103	.408	16-44	.364	9-15	.600	7	20	27	1.9	14-0	14	14	2	7	109	7.8
TOTAL		30-0	349/11.6	51-123	.415	18-53	.340	12-21	.571	9	27	36	1.2	21-0	18	18	3	9	132	4.4





(SEASON/CAREER)

22 • CHRISTIAN TUCKER

6-3 • 178 • Junior - 2L • Guard
Chandler, Ariz. (Gilbert Perry HS)

SEASON HIGHS

POINTS	23 at Little Rock (12/13/23)
REBOUNDS	5 (2x) at HCU (11/20/23), vs Rice (1/6/24)
ASSISTS	11 vs Lamar (11/30/23)
STEALS	3 (2x) at Minnesota (11/10/23), vs UAFS (12/10/23)
BLOCKS	2 vs Prairie View A&M (12/28/23)
FG MADE	6 (3x) last vs UAB (1/2/24)
FG ATT.	12 at Texas St. (11/17/23)
3FG MADE	4 (2x) vs UAFS (12/10/23), at Little Rock (12/13/23)
3FG ATT.	7 vs UAFS (12/10/23)
FT MADE	12 vs Western Ill. (11/6/23)
FT ATT.	15 vs Western Ill. (11/6/23)

CAREER HIGHS

POINTS	23 at Little Rock (12/13/23)
REBOUNDS	9 vs Dallas Christian (1/3/22)
ASSISTS	11 vs Lamar (11/30/23)
STEALS	4 at FIU (2/25/23)
BLOCKS	2 (2x) vs Lamar (11/24/21), PVAMU (12/28/23)
FG MADE	6 (3x) last vs UAB (1/2/24)
FG ATT.	14 at Charlotte (1/15/22)
3FG MADE	4 (2x) vs UAFS (12/10/23), at Little Rock (12/13/23)
3FG ATT.	7 (2x) at Charlotte (1/15/22), vs UAFS (12/10/23)
FT MADE	12 vs Western Ill. (11/6/23)
FT ATT.	15 vs Western Ill. (11/6/23)

DOUBLE-DIGIT SCORING	(12/19)
DOUBLE-DIGIT REBOUNDS	(-/-)
DOUBLE-DOUBLES	(1/1)
5+ ASSISTS	(8/11)

TUCKER'S CAREER STATS

SEASON	TEAM	GP-GS	MIN/AVG	Field Goals		3-Point		F-Throws		Rebounds				Scoring						
				FG-FGA	FG%	3FG-3FGA	3FG%	FT-FTA	FT%	OFF	DEF	TOT	AVG	PF-FO	A	TO	BLK	STL	PTS	AVG
2021-22	UTSA	26-6	383/14.7	24-81	.296	5-30	.167	33-43	.767	4	39	43	1.7	31-0	29	29	7	11	86	3.3
2022-23	UTSA	30-6	451/15.0	41-85	.482	9-26	.346	52-67	.776	9	37	46	1.5	40-1	41	32	7	14	143	4.8
2023-24	UTSA	15-15	496/33.0	55-120	.458	19-46	.413	69-79	.873	9	41	50	3.3	39-0	79	31	4	18	198	13.2
TOTAL		71-27	1329/18.7	120-286	.420	33-102	.324	154-189	.815	22	117	139	2.0	110-1	149	92	18	43	427	6.0

