

# • 2023-24 UTSA ROADRUNNERS WOMEN'S BASKETBALL •

| UTSA vs Tulane | February 4, 2024 | The Convo | Rowdy Rodeo Weekend |

#CASHIN • #BIRDSUP • #LETSGO210

GOUTSA.COM



## 2023-24 SCHEDULE AND RESULTS

## THE MATCHUP

## HEAD-TO-HEAD

### NOVEMBER

6	at Arizona State	L, 55-70
10	<b>New Mexico State</b>	<b>W, 58-55</b>
15	at A&M-Corpus Christi	W, 66-59 (OT)
18	at UT Arlington	W, 70-66
20	at Texas Tech	L, 58-63
25	at Sam Houston State	W, 63-56
30	<b>Texas State</b>	<b>L, 57-65 (OT)</b>

### DECEMBER

3	<b>UTEP</b>	<b>W, 90-66</b>
14	<b>Houston</b>	<b>L, 64-66</b>
17	at Oregon	L, 48-61
19	at Seattle U	W, 75-64
30	at Temple *	L, 78-51

### JANUARY

2	at East Carolina *	L, 54-82
6	<b>Wichita State *</b>	<b>W, 74-60</b>
10	at FAU *	W, 73-60
14	<b>Charlotte *</b>	<b>W, 81-80 (2OT)</b>
16	<b>USF *</b>	<b>W, 65-42</b>
21	at UAB *	L, 53-54
27	at SMU *	L, 55-78
31	<b>North Texas *</b>	<b>W, 75-67 (OT)</b>

### FEBRUARY

4	<b>Tulane *</b>	<b>2 p.m.</b>
11	<b>UAB *</b>	<b>1 p.m.</b>
14	at Tulsa *	6:30 p.m.
18	at North Texas *	2 p.m.
22	<b>Temple *</b>	<b>6:30 p.m.</b>
25	<b>FAU *</b>	<b>1 p.m.</b>
28	at Memphis *	7 p.m.

### MARCH

5	<b>Rice *</b>	<b>6:30 p.m.</b>
9-13	AAC Championships	TBD

• The UTSA women's basketball team will take on Tulane on Sunday as a part of Rowdy Rodeo Weekend in the Convocation Center. The American Athletic Conference contest will begin at 2 p.m., and fans are invited to don their best western wear.

• The Roadrunners (11-9, 5-4 The American) will look to keep the momentum going after knocking off a first-place North Texas squad, 75-67, in an overtime thriller on Wednesday.

• The Green Wave (9-11, 2-7 The American) are coming off a midweek victory as well, recently besting Charlotte, 70-68, in New Orleans.

• Nobody in the AAC logs as many assists as Tulane, who records 15.8 assists per game.

• The Green Wave are also incredibly efficient from the charity stripe, converting 77% of their free throws for the second-best across the conference.

• Kaylah Rainey has been a crucial part of Tulane's offense, with a 1.88 assist/turnover ratio ranking second in the league.

• Kyren Whittington paces the squad with 15.7 points per game at a 49.4% clip, while Marta Galic, Hannah Pratt, and Amira Mobry join her in averaging double-digit scoring figures.

• Whittington leads the squad and is second in the AAC with 2.73 steals per game, while Irina Parau is the team leader with 6.7 rebounds per game.



Sunday, Feb. 4 | 2 p.m. CT  
San Antonio, Texas  
UTSA vs Tulane



64.8	POINTS PER GAME	65.0
64.1	OPP. POINTS PER GAME	64.5
46.7	REBOUNDS PER GAME	35.8
+10.7	REBOUNDING MARGIN	+2.4
39.7	FIELD GOAL PCT.	40.7
29.2	3-POINT PCT.	31.6
63.6	FREE THROW PCT.	77.0
14.0	ASSISTS PER GAME	15.8
18.4	TURNOVERS PER GAME	16.0
6.4	STEALS PER GAME	7.2
5.0	BLOCKED SHOTS PER GAME	2.6

### UTSA Roadrunners

Overall Record	11-9
American Athletic Conference Record	5-4
Home Record	6-2
Away Record	5-7
Neutral Record	0-0
2022-23 Record / C-USA Finish	13-19, 9-11 / 6th

### Tulane Green Wave

Overall Record	9-11
American Athletic Conference Record	2-7
Home Record	8-4
Away Record	1-5
Neutral Record	0-2
UTSA All-Time vs Tulane	2-3
at UTSA	0-3
at Tulane	2-0
Current Streak	L3

### WHERE TO WATCH: ESPN+

www.goutsa.com/wbblive  
Karl Schoening (play-by-play)  
Carlie Heineman (analyst)

### GAME COVERAGE

Stats: [goutsa.com/wbbstats](https://goutsa.com/wbbstats)  
X (Twitter): @UTSAWBB  
Instagram: @UTSA\_WBB

### WHERE TO LISTEN: THE BULL 93.3

www.goutsa.com/wbradio  
Neal Raphael (play-by-play)  
The iHeartRadio app


## PREVIOUS STARTERS: 75-67 (OT) WIN VS NORTH TEXAS




11  
SIDNEY  
LOVE  
SO • G • 5-8



12  
AYSIA  
PROCTOR  
FR • G • 5-8



22  
KYRA  
WHITE  
SR • G • 5-9



25  
IDARA  
UDO  
FR • F • 6-1



0  
ELYSSA  
COLEMAN  
R-JR • F • 6-3

All Times Central | Home Games in Bold | AAC Games \*

### WE ARE UTSA

When referencing University of Texas at San Antonio Athletics, please use the acronym **UTSA** and the nickname **ROADRUNNERS**. Please refrain from using UT-San Antonio, Texas-San Antonio, UT-SA, Lady Roadrunners or any other variation.

## QUICK FACTS

Institution Name..... The University of Texas at San Antonio (UTSA)  
 Location.....San Antonio, Texas  
 Founded..... 1969  
 Enrollment..... 34,864  
 Nickname..... Roadrunners  
 School Colors..... Navy Blue (PMS 289), Orange (PMS 1665), White  
 Arena (Capacity)..... Convocation Center (2,650)  
 Year Opened..... 1975  
 Conference..... American Athletic Conference  
 President..... T. Taylor Eighmy, Ph.D. (Tufts, 1980)  
 Vice President/Athletics Director..... Lisa Campos (Colorado State)  
 Athletic Department Phone..... 210.458.4161  
 Ticket Office Phone..... 210.458.UTSA (8872)

## TEAM INFORMATION

2022-23 Overall Record..... 13-19  
 Home / Away / Neutral..... 8-4/ 3-12 / 2-3  
 Conference Record/Finish (Conference USA)..... 9-11/6th  
 Letterwinners Returning/Lost..... 11/3  
 Starters Returning/Lost..... 5/0  
 Newcomers..... 5

## HISTORY

First Year of Basketball..... 1981-82  
 All-Time Record (pct.)..... 551-629 (.466)  
 All-Time AAC Record (pct.)..... 5-4 (.500)  
 Conference Regular Season Championships..... 2  
 2002-03 (Southland Conference) • 2008-09 (Southland Conference)  
 Conference Tournament Championships..... 2  
 2008 (Southland) • 2009 (Southland)  
 NCAA Tournament Appearances/Record..... 2/0-2 (.000)  
 2008 • 2009  
 Last NCAA Postseason Opponent/Result..... 2009  
 Lost to No. 2 seed Baylor, 87-82 OT (March 22, 2009)

## COACHING STAFF

Head Coach..... Karen Aston (Third season - Little Rock, 1987)  
 Record at UTSA (Years)..... 31-51 (Third season)  
 Career Record (Years)..... 316-197 (16th season)  
 Assoc. Head Coach..... Jamie Carey (third season - Texas, 2004)  
 Assistant Coaches..... Empress Davenport (third season - Texas, 2016)  
 ..... Cameron Miles (third season - San Diego, 2004)  
 Dir./WBB Operations..... Chantel Govan (First season - UTSA, 2022)  
 Player Development..... Sophia Ramos (First Season - San Diego St., 2022)  
 Graduate Assistant..... Angel Almaguer ( First season - UTSA , 2022)

## ATHLETICS COMMUNICATIONS

Associate Athletics Director/Communications..... Kyle Stephens  
 Associate Director [MBB Contact]..... Michael Stambaugh  
 Assistant Director [WBB Contact]..... Ryan Smith  
 Assistant Director..... Alma Solis  
 Smith's Email Address..... ryan.smith2@utsa.edu  
 Smith's Cell Phone..... 361.442.9600  
 Website..... goutsa.com  
 General Athletics X (Twitter)..... @UTSAathletics  
 Women's Basketball X (Twitter)..... @UTSAWBB  
 Women's Basketball Instagram..... @UTSA\_WBB

## ROADRUNNER NOTES AND NEWS

### LAST TIME OUT

- The Roadrunners (11-9, 5-4 The American) will look to keep the momentum going after knocking off a first-place North Texas squad, 75-67, in an overtime thriller on Wednesday.
- Freshman Idara Udo paced the squad in the win, logging a double-double to the tune of 14 points and 12 rebounds.
- Also performing well, redshirt junior Elyssa Coleman scored nine points with nine boards and blocked four of the opposition's shots.
- Sophomore Sidney Love charted 13 points and freshman Aysia Proctor 11, while senior Kyra White worked seven points, six assists, and four rebounds.
- Graduate student Hailey Atwood joined the festivities, scoring five points to surpass 1,000 in her collegiate career.

### 'RUNNERS IN THE RANKINGS

- As of 2/1 UTSA has climbed as high as third nationally with 46.7 rebounds per game.
- 30.4 defensive boards per game and 16.2 offensive rebounds each rank 10th across the NCAA, and the 'Runners collect 10.7 more rebounds than their opponents for the 12th-best margin in the country.
- Defensively, UTSA sits 15th in the nation, holding the opposition to a 35.5% shooting clip and 5.0 blocks per game rank 19th.
- Individually, White is the league leader with 5.2 assists per game and 103 across the season slot her second.
- She also plays 35.0 minutes a game for the second-most in the league.
- Coleman, meanwhile, has collected 34 blocks across the year, placing her second on The American's leader board, and Udo's 3.7 offensive rebounds per game represent the fourth most in the league.

## 2023-24 WOMEN'S BASKETBALL ROSTER

#	Name	Pos	Ht	Yr.	Hometown • High School / Previous School
0	Elyssa Coleman	F	6-3	R-Jr.-2L	Houston, Texas/Atascocita HS/Texas
1	Hailey Atwood	G	5-8	GS.-2L	Austin, Texas/Bowie HS/Blinn CC
2	Alexis Parker	G	5-9	So.-1L	San Antonio, Texas/Brandeis HS
3	Emma Lucio	G	5-9	Fr.-HS	Edinburg, Texas / Robert Vela HS
4	Siena Guttadauro	G	5-6	So.-2L	San Jose, Calif./Archbishop Mitty HS
5	Madison Cockrell	G	5-4	So.-1L	Dallas, Texas/Bishop Lynch HS
11	Sidney Love	G	5-8	So.-1L	Cibolo, Texas/Steele HS
12	Aysia Proctor	G	5-8	Fr.-HS	Schertz, Texas / Samuel Clemens HS
13	Sarai Estupiñan	G	5-5	Jr.-TR	Cedar Park, Texas / St. Mary's (TX) / Tallahassee CC
20	Maya Linton	F	6-0	So.-1L	Duncanville, Texas/Duncanville HS
21	Cheyenne Rowe	F	6-2	So.-TR	Ajax, Ontatio / Bill Crothers Secondary School / JMU
22	Kyra White	G	5-9	Sr.-1L	Converse, Texas/Judson HS/Southern California
23	Kyleigh McGuire	F	5-10	Sr.-1L	Houston, Texas/Atascocita HS
25	Idara Udo	F	6-1	Fr.-HS	Plano, Texas / Plano East HS
30	Nissa Sam-Grant	C	6-4	Sr.-1L	Marietta, Ga./Wheeler HS/Panola CC
32	Jordyn Jenkins	F	6-0	Sr.-1L	Kent, Wash./Kentridge HS/Southern California

## UTSA RECORD WHEN...

Category	H	R	N	O
Overall	6-2	5-7	0-0	11-9
Conference	4-0	1-4	0-0	5-4
Non-Conference	2-2	4-3	0-0	6-5
Overtime	2-1	1-0	0-0	3-1
Double Overtime	1-0	0-0	0-0	1-0
Top-10 Opponents	0-0	0-0	0-0	0-0
Top-25 Opponents	0-0	0-0	0-0	0-0
Receiving Votes	0-0	0-0	0-0	0-0
Wear White	5-2	0-0	0-0	5-2
Wear Orange	0-0	3-4	0-0	3-4
Wear Navy	1-0	2-3	0-0	3-3
In November	1-1	3-2	0-0	4-3
In December	1-1	1-2	0-0	2-3
In January	4-0	1-3	0-0	5-3
In February	0-0	0-0	0-0	0-0
In March	0-0	0-0	0-0	0-0
Lead at Half	5-0	2-1	0-0	7-1
Trail at Half	1-2	2-6	0-0	3-7
Tied at Half	0-0	1-0	0-0	1-0
Decided by 1-4 Points	2-1	0-1	0-0	2-2
Decided by 5-9 Points	1-1	3-1	0-0	4-2
Decided by 10+ Points	3-0	2-5	0-0	5-5
Scoring 80+	2-0	0-0	0-0	2-0
Scoring 70-79	2-0	3-0	0-0	5-0
Scoring 60-69	1-1	2-0	0-0	3-1
Scoring 50-59	1-1	0-6	0-0	1-7
Scoring 0-49	0-0	0-1	0-0	0-1
Opp. Scoring 80+	1-0	0-1	0-0	1-1
Opp. Scoring 70-79	0-0	1-2	0-0	1-2
Opp. Scoring 60-69	3-2	2-2	0-0	5-4
Opp. Scoring 50-59	1-0	2-2	0-0	3-2
Opp. Scoring 0-49	1-0	0-0	0-0	1-0
FG 50% or Higher	1-0	0-0	0-0	1-0
FG 40-49.9%	2-1	4-2	0-0	6-3
FG 39.9% or Lower	3-1	1-5	0-0	4-6
Opp. FG 50% or Higher	0-0	0-0	0-0	0-0
Opp. FG 40-49.9%	0-0	2-3	0-0	2-3
Opp. FG 39.9% or Lower	6-2	3-4	0-0	9-6
Better FG% than Opp.	6-2	4-2	0-0	10-4
FG% is Equal	0-0	0-0	0-0	0-0
Opp. Better FG%	0-0	1-5	0-0	1-5
FT 80% or Higher	1-0	0-1	0-0	1-1
FT 70-79.9%	1-1	2-1	0-0	3-2
FT 69.9% or Lower	4-1	3-5	0-0	7-6
Opp. FT 80% or Higher	2-1	0-0	0-0	2-1
Opp. FT 70-79.9%	2-0	1-3	0-0	3-3
Opp. FT 69.9% or Lower	2-1	4-4	0-0	6-5
Better FT% than Opp.	1-0	3-3	0-0	4-3
FT% is Equal	0-0	0-0	0-0	0-0
Opp. Better FT%	5-2	2-4	0-0	7-6
Outrebounding Opp.	6-1	5-7	0-0	11-8
Rebounds are Equal	0-0	0-0	0-0	0-0
Outrebounded by Opp.	0-1	0-0	0-0	0-1
More Assists than Opp.	5-1	3-3	0-0	8-4
Assists are Equal	0-0	0-0	0-0	0-0
Fewer Assists than Opp.	1-1	2-4	0-0	3-5
Fewer TO than Opp.	1-0	3-0	0-0	4-0
Turnovers are Equal	0-0	0-0	0-0	0-0
More TO than Opp.	5-2	2-7	0-0	7-9
4+ in Double Figures	1-0	2-0	0-0	3-0
3 in Double Figures	3-2	2-4	0-0	5-6
2 in Double Figures	2-0	1-2	0-0	3-2
1 in Double Figures	0-0	0-1	0-0	0-1
Bench Scores More	0-1	3-5	0-0	3-6
Bench Points are Equal	1-0	0-0	0-0	1-0
Opp. Bench Scores More	5-1	2-2	0-0	7-3
More Fast Break Points	3-0	4-1	0-0	7-1
Fast Break Points are Equal	0-0	0-1	0-0	0-1
Fewer Fast Break Points	3-1	1-5	0-0	4-6
More Points in Paint	4-1	3-4	0-0	7-5
Points in Paint Equal	1-0	1-0	0-0	2-0
Fewer Points in Paint	1-1	1-3	0-0	2-4
Highest Scoring Quarter				
1Q		26 / December 3, 2023 vs UTEP		
2Q		23 / December 19, 2023 at Seattle U		
3Q		26 / December 19, 2023 at Seattle U		
4Q		30 / November 25, 2023 at Sam Houston		
Lowest Scoring Quarters				
1Q		8, 3x / December 17, 2023 at Oregon		
2Q		8 / November 25, 2023 at Sam Houston		
3Q		12, 6x / January 31, 2024 vs North Texas		
4Q		9, 2x / January 31, 2024 vs North Texas		
Opponent Highest Scoring Quarters				
1Q		25, 2x / January 2, 2024 at East Carolina		
2Q		29 / December 14, 2023 vs Houston		
3Q		22 / December 30, 2023 at Temple		
4Q		22 / December 19, 2023 at Seattle U		
Opponent Lowest Scoring Quarters				
1Q		7 / January 16, 2024 vs South Florida		
2Q		9 / January 16, 2024 vs South Florida		
3Q		9, 2x / December 14, 2023 vs Houston		
4Q		7 / January 16, 2024 vs South Florida		
Largest Halftime & Final Score				
Half		48 / December 3, 2023 vs UTEP		
Final		90 / December 3, 2023 vs UTEP		
Lowest Halftime & Final Score				
Half		20, 2x / December 17, 2023 at Oregon		
Final		48 / December 17, 2023 at Oregon		
Opponent Largest Halftime & Final Score				
Half		49 / November 6, 2023 at Arizona State		
Final		82 / January 2, 2024 at East Carolina		
Opponent Lowest Halftime & Final Score				
Half		16 / January 16, 2024 vs South Florida		
Final		42 / January 16, 2024 vs South Florida		

## NOTES AND NEWS CONT.

### A GRAND OLE TIME

- On 1/31, graduate student Hailey Atwood scored five points in a 75-67 win over North Texas, allowing her to surpass the 1,000 point threshold
- She scored 309 points as a freshman at Blinn College and 444 as a sophomore
- Entering UTSA as a junior, she had recorded 753 points and has since logged 250, for 1,003 across her collegiate career

### TO BE THE BEST YOU HAVE TO BEAT THE BEST

- On 1/31, UTSA took down a first-place North Texas squad, 75-67 in an overtime thriller
- The win marked the second occasion of the year in which UTSA bested the team atop The American, after the Roadrunners downed Charlotte, 81-80, with a game-winning putback by freshman Idara Udo in double-overtime
- Defensively, UTSA was stellar against the Mean Green, holding the nation's 15th-most efficient shooting team to a 29% clip, 18% under their 47.6% average. • The Roadrunners collected 11 more rebounds than the opposition and performed better at the charity stripe, sinking 79% of their freebies to UNT's 68%.
- The UTSA forwards were phenomenal across the contest, with Udo scoring 14 points and logging 12 rebounds, while redshirt junior Elyssa Coleman scored nine points with nine boards and four blocks.
- Sophomore Sidney Love and freshman Aysia Proctor joined Udo in the double-digit scoring club, as Love charted 13 and Proctor 11.
- Senior Kyra White was also solid, scoring seven points to go with six assists and four rebounds.

### JOINING THE CLUB

- Following a six rebound performance against SMU, redshirt junior Elyssa Coleman has joined UTSA's 500-rebound club
- Coleman becomes the 16th Roadrunner to ever accomplish the feat, and the first since Marie Benson did so in the 2019 season
- It took her 81 games to join the club, as she logged 146 rebounds as a freshman, 212 as a sophomore, and through 18 games, 142 across her junior year

### NEWCOMERS? NO PROBLEM.

- Newcomer Aysia Proctor became the second Roadrunner to win AAC Freshman of the Week in the 2024 season on Jan. 22
- Proctor shot the basketball extremely well across the week.
- She scored 19 points with eight rebounds in a 65-42 victory over defending champions South Florida before dropping nine and eight rebounds against UAB. She went 10-for-24 from the field, including 5-for-10 from beyond the arc, working 14.0 ppg and 8.0 rpg to go along with two blocks and an assist.
- Idara Udo claimed the accolade earlier in the year, doing so on Dec. 3
- This marks the first occasion in which multiple UTSA freshmen have been honored by a league office since the 2019-20 campaign as Mikayla Woods and Adryana Quezada both accomplished the feat in Conference-USA.



## NOTES AND NEWS CONT.

### GOING STREAKING

---

- After falling to Temple and East Carolina, UTSA sparked a four-game winning streak, taking down some of The American's top teams
- UTSA first bested Wichita State, 74-60 for their inaugural AAC victory, with redshirt junior Elyssa Coleman dominating to the tune of 32 points and 19 rebounds.
- They then visited Boca Raton and bested FAU, 73-60, before topping a Charlotte team that sat atop the league standings 81-80 in a double-overtime showdown at the Convo.
- Two days later, UTSA was back in action, hosting the AAC's 2023 Regular Season Champions in South Florida with Senior Kyra White's career-high 23 points leading to a 65-42 win

### SHE'S ON A ROLL

---

- Senior Kyra White, sophomore Sidney Love, freshman Aysia Proctor, redshirt junior Elyssa Coleman and freshman Idara Udo have now each been selected for The American's Weekly Honor Roll
- White was recognized on 11/20 after delivering a pair of solid performances in road victories against TAMUCC and UT Arlington.
- First, White dropped 18 points to go with six rebounds and five assists while propelling the squad to a 15-point come-from-behind victory over the Islanders.
- Later in the week, she added five more points to her total, hauling in six boards and dishing off six assists in a 70-66 win against UTA
- On the week, she swatted a shot and swiped a steal, all while averaging the most assists per game in the league at 5.50.
- Love was chosen on 11/27 after leading the Roadrunners in scoring on the week, first dropping 18 points at a .500 clip against Texas Tech.
- She then scored 12 more in a victory over Sam Houston, allowing her to average 15.0 ppg, to go along with 10 rebounds, and two assists.
- Love shot an efficient 47.6% and went 8-for-9 from the charity stripe.
- Defensively, she boasted a block and swiped five steals.
- Proctor was selected on 12/18 after averaging 19.5 ppg to go with 8.0 rpg after coming off the bench against Houston and Oregon .
- She first went 9-for-11 from the field for 19 points and five rebounds against the Cougars before logging a career-high 20 points and 11 rebounds against the Ducks on the road.
- Her double-double in the matchup with Oregon represented the first of her collegiate career.
- Coleman was awarded on 12/26 after posting 18 points and nine rebounds in a 75-64 victory over Seattle U and against on 1/6 after averaging 21.5 ppg and 11.5 rpg across contests against ECU and WSU
- Udo was selected on Jan. 15 after collecting seven rebounds with four assists and four points against Florida Atlantic, and recording a double-overtime game-winner against Charlotte.
- Following a 49er three-pointer with 13 seconds on the clock, Udo hauled in an offensive rebound and got a second-chance layup to fall, handing UTSA the lead with 1.8 seconds remaining in the period.
- She scored a career-high 26 points in the win, with nine rebounds, three blocks and a steal.
- On the week, Udo averaged 15 ppg at a 55% clip, with eight rpg, five blocks, a steal, and four assists.

### DOWN GOES CHARLOTTE

---

- On Jan. 14, UTSA secured their third straight victory, with a freshman Idara Udo putback with 1.8 seconds remaining in double-overtime allowing UTSA to top Charlotte, 81-80.
- UTSA dealt Charlotte their first AAC loss of the season, knocking the 49ers off the top of the standings with the victory
- Udo dropped a career-high 26 points in the effort, shooting 69% from the field and collecting nine rebounds with three blocks to work her way onto the AAC Weekly Honor Roll.
- Newcomer Aysia Proctor was also excellent, logging a game-high 13 rebounds to go with 17 points, while senior Kyra White finished just shy of a triple-double.
- White scored nine points, hauled in 10 boards, and dished out nine assists in 44 minutes of action.

### **CROWN HER**

- Redshirt junior Elyssa Coleman was phenomenal against Wichita State on Jan. 6, logging a career-high double-double and earning her a spot on the NCAA Starting Five for the week
- She scored 32 points at a 70% clip while hauling in 19 rebounds
- Coleman became the first member of the squad to record at least 19 rebounds since 2016, tying her for the fifth-best single-game performance in school history.
- Her 32 points are also tied for the 10th-best single-game performance in the program's history.
- As of 1/6, she's been the AAC's leader in blocks with 25, helping UTSA to the 22nd highest blocks per game total in the NCAA (5.1 bpg), and is the Roadrunner's top rebounder, with 7.9 rpg, propelling UTSA to the 11th-best rebounds per game average in the NCAA (46.0 rpg).
- Coleman also serves as UTSA's all-time blocking leader, swatting 120 shots across her career.

### **FIRST OF MANY**

- On Jan. 6, 2024, UTSA won its first ever American Athletic Conference contest, routing Wichita State 74-60 inside of the Convocation Center
- Redshirt junior Elyssa Coleman propelled the squad to victory with 32 points and 19 rebounds, while sophomore Sidney Love scored 16 and senior Kyra White 12
- As a team, UTSA recorded 12 more rebounds than the opposition, helping achieve 24 second-chance points and 36 points in the paint.

### **ON THE DOUBLE**

- Sophomore Maya Linton recorded UTSA's first double-double of the season on Nov. 18, 2023 against UTA, and freshman Aysia Proctor the second on Dec. 17
- Redshirt junior Elyssa Colman accomplished the feat on Jan. 6 against Wichita State, before doing it again on Feb. 10 against FAU
- Proctor secured her second double-double of the campaign on Jan. 14 in a matchup with Charlotte
- Senior Kyra White logged her first double-double of the season on Jan. 21 in a contest against UAB
- Freshman Idara Udo launched the first double-double of her collegiate career on 1/31 in an overtime win over North Texas
  - Linton scored a career-high 15 points to go along with 10 rebounds in a 70-66 victory over the Lady Mavs
  - Proctor charted a career-best 20 points to go with 11 rebounds in a 61-48 loss to Oregon in Eugene
  - Coleman was incredible against the Shockers, logging a career-high 32 points and a whopping 19 rebounds
  - She then accomplished the feat in her second consecutive contest, scoring 16 point with 10 rebounds against FAU
  - Proctor recorded her second double-double of the campaign as she scored 17 points to go with 13 rebounds in a double-overtime win against the 49ers.
  - White scored 11 points to go with 10 rebounds in a tough 54-53 loss at the hands of the Blazers
  - Udo issued 14 points and 12 rebounds across a 75-67, overtime victory over the Mean Green

### **FRESHMAN PHENOM**

- The American Athletic Conference recognized Idara Udo on 12/26/23, selecting the Plano, Texas native as their Freshman of the Week after she delivered a solid shift off the bench in a 75-64 victory over Seattle U.
- Udo helped UTSA best the Redhawks to the tune of 15 points, nine rebounds, and two assists while going an incredibly efficient 62.5% from the field.
- The Roadrunners last boasted a Freshman of the Week on Nov. 22, 2021, after Elyssa Coleman claimed the C-USA accolade, dropping 14 points and 12 rebounds across a 66-60 win over UIW.
- Udo's accomplishment marks the first occasion in which a UTSA women's basketball player was honored since joining The American.

## NOTES AND NEWS CONT.

### ENTERING LEAGUE PLAY

---

- The Roadrunners enter their inaugural American Athletic Conference slate after going 6-5 across the teleconference slate
- UTSA will enter league play with a postie record for the first time since the 2013-14 campaign, when the team went 10-5 before kick-starting the C-USA slate
- The 'Runners bested New Mexico State, Texas A&M-Corpus Christi, UT Arlington, Sam Houston State, UTEP, and Seattle U, while falling to Arizona State, Texas Tech, Texas State, Houston and Oregon
- UTSA went 2-2 inside the Convocation Center, and 4-3 on the road

### CLOSE BUT NO CIGAR

---

- The Roadrunners came close to making history on Dec. 14th as they fell to Houston, 66-64
- After trailing by as much as 22 points late in the second quarter a Sidney Love three-pointer put UTSA down two with 12 seconds remaining in the contest
- Houston, however, prevailed and the comeback fell short in what would have represented the largest deficit overcome in school history
- A 22 point comeback would also have tied UTSA for the 13th largest deficit overcome in the history of NCAA Division I Women's Hoops

### 90'S KIDS

---

- The Roadrunners scored 90 points on Dec. 3, 2023 in a victory over UTEP, marking the first time a UTSA squad has reached the benchmark since accomplishing the feat since a 97-47 win against Sul Ross State on Nov. 10, 2017
- The 24-point win represents the largest margin of victory in the Karen Aston era at UTSA.
- Redshirt junior Elyssa Coleman was an incredibly efficient 11-for-13, scoring a career-high 23 points and helping the team shoot 58% from the field.
- The squad also sunk eight three-pointers for their highest total of the season.
- Along with Coleman, sophomore Sidney Love posted 16 points, marking her sixth straight game achieving the feat, while classmate Siena Guttadauro and senior Kyra White each charted 12.

### THE QUEEN OF THE COURT

---

- Redshirt junior Elyssa Coleman became the Roadrunners all-time blocking leader on 11/25/23 after she swatted three shots against Sam Houston
- On that day, she recorded her 106th block wearing a UTSA uniform, allowing her to surpass the previous record of 105 that was held by Whitney Wright who played for the Roadrunners from 2009-2013
- Coleman's 57 blocks across the 2022-23 campaign helped propel her towards this award and is currently tied with Kim Duncan for the second-best single season mark

### WELCOME TO THE BLOCK PARTY

---

- The Roadrunners recorded the sixth-most blocks per game in the NCAA through the first month of the season, swatting 6.9 shots each time out
- Senior Elyssa Coleman heavily aided that figure, with 16 swats leading the American Athletic Conference and ranking 21st across the NCAA
- Not far behind, freshman Idara Udo ranked third in the American with 12 blocks and senior Kyra White sixth, logging 10.

### IT'S A LOVE STORY

---

- Sidney Love had recorded double-digit scoring performances in seven consecutive contests dating from 11/15/23-12/14/23
- She first scored 10 points in a matchup with Texas A&M-Corpus Christi, before working a career-high 26 points against UT Arlington, dropping 18 on Texas Tech and 12 on Sam Houston
- Love then added 11 against Texas State and 16 against UTEP increasing her streak to six
- The streak concluded with a 13 point performance against Houston on Dec. 14

## NOTES AND NEWS CONT.

### OFF TO A HOT START

---

- UTSA opened the season going 3-1 and using wins over New Mexico State, Texas A&M-Corpus Christi, and UT Arlington to capture a three-game winning streak
- The last time the Roadrunners started the season 3-1 against NCAA Division I opponents was the 2012-13 campaign
- That squad earned wins over UTRGV, Texas A&M-Corpus Christi and Austin Peay, while falling to Wichita State en route to a 16-14 overall record with a 10-8 mark in conference play

### FABULOUS FRESHMEN

---

- In their first week of collegiate competition, freshmen Idara Udo and Aysia Proctor delivered stellar performances
- Udo lead the AAC in rebounds per game on the first week of competition after averaging 10 rpg despite coming off the bench.
- She first scored 10 points and hauled nine boards in against Arizona State before snagging 11 rebounds in a win against New Mexico State.
- Additionally, she swiped two steals and swatter four shots, including a last-second block to secure a 58-55 victory over the Aggies.
- Proctor shot 75% from the field, scoring 21 points across the games against Arizona State and New Mexico State. In addition to her offensive success, she swiped a steal and hauled in 12 rebounds off the bench.

### RUN IT BACK

---

- 11 Roadrunners are back in Navy and Orange, as the team graduated Queen Ulabo, Kennedy Harrell, and Deborah Nwakamma
- A star-studded cast returns with Jordyn Jenkins, Hailey Atwood, Kyra White, Sidney Love and Elyssa Coleman all slated to be back in action
- Jenkins represents the reigning C-USA Player and Newcomer of the Year, while Love was an All-Freshman team selection and Coleman an All-Defensive pick
- Rounding out the group, Atwood was crowned the C-USA Scholar Athlete of the Year and White an All-Texas Honorable Mention by Dave Campbell Texas Basketball
- Other returnees include sophomores Alexis Parker, Siena Guttadauro, Madison Cockrell, and Maya Linton, along with seniors Kyleigh McGuire and Nissa Sam-Grant

### ALL ABOARD THE ASTON EXPRESS

---

- Five newcomers inked with UTSA ahead of the 2023-24 season; two entering the Alamo City via the portal and three true freshmen
- Notably, sophomore Cheyenne Rowe transferred in from James Madison where she was crowned Sun Belt Champion after appearing in 16 games for the Dukes.
- Also transferring into UTSA, junior Sarai Estupiñan has spent time with both St. Mary's (TX) and Tallahassee CC
- Guards Emma Lucio and Aysia Proctor joins as well, along with forward Idara Udo

### INTO THE AMERICAN

---

- The Roadrunners are set to embark on their first season as a member of the American Athletic Conference
- UTSA went 44-107 in the C-USA era, and last won a championship as a member of the Southland
- The 'Runners were the 2002-03 SLC Regular Season Champs, and won the league again in 2008-09
- The program has won two SLC Tournaments in its history, punching its ticket to the NCAA Tournament in 2008 and 2009

# FAST FACTS

## #0 - ELYSSA COLEMAN

- 2022-23 C-USA All-Defensive Team selection...appeared in 32 games with 30 starts...averaged 9.3 ppg at a 44.6% shooting clip...logged 26.8 MPG, collecting 6.6 RPG and 57 blocks
- 2021-22: Played in 30 games with 18 starts...averaged 7.9 ppg and 4.9 rpg...led the team in field goals made (99) and blocked shots (38)...named C-USA Freshman of the Week on Nov. 21
- Transferred from the University of Texas...did not play due to injury...part of the Elite Eight team of 2021...in high school, ranked No. 12 forward in the class of 2020, according to ESPNW...played in 132 games and averaged 10.8 points, 8.1 rebounds, 2.1 blocks and 1.1 steals per game...named to the TABC Class 6A All-State Team and the District 22-6A Most Valuable Player in 2020
- Born on Feb. 27, 2002...daughter of Lorna and Quintin Coleman...has one brother, Jacody who played football at Iowa and Lamar...Pursuing a degree in sociology

## #1 - HAILEY ATWOOD

- 2022-23: Was named the 2022-23 C-USA Scholar Athlete of the Year...C-USA All-Academic selection...2022-23 Teammate of the Year by Team IMPACT...appeared in 31 games with 20 starts...averaged 21.9 mpg, 4.1 ppg, 3.2 rpg, and 1.2 apg...shot 40.1% from the field
- 2021-22: Played in 27 games with 12 starts...averaged 3.4 points and 4.3 rebounds per game
- Transferred from Blinn College...played in 24 games as a sophomore, with 18.5 points, 7.0 rebounds and 2.7 assists per game...as a freshman earned NJCAA Academic All-America honors...attended Bowie High School
- Born on Dec. 27, 2000...daughter of Jennifer Atwood...has two brother, Trey Thomson and Carter Lewis...has two sisters, Avery and Aubrey Lewis

## #2 - ALEXIS PARKER

- 2022-23: Participated in 21 games, averaging 12.7 MPG...posted 43 points at a 38.1% clip...hailed in 27 rebounds, dishing out 14 assists and swiping 10 steals
- Played four years at Brandeis High School...helped the Broncos to three playoff runs, including a fifth-round playoff appearance her sophomore season...three-time first-team all-academic honoree, three-time first-team all-district honoree, first-team all-area member and earned all-state accolades
- Born on Sept. 15, 2003...daughter of Cedrick and Jessica...sister of Cedrick Jr. and London...pursuing a degree in kinesiology, with a minor in biology

## #3 - EMMA LUCIO

- Joins the Roadrunners from Robert Vela High School in Edinburg, Texas...named the District Newcomer of the Year, Second Team All-District, and Third Team All-Valley as a freshman...earned First Team All-District and Second Team All-Valley during her sophomore year...named Co-Offensive Player of the Year, First Team All-District, All-Valley Defensive Team, All State Team, and All-City MVP as a junior...two-time district champion
- Daughter of Jessica Ann Lucio and Sergio Lucio Sr...six brothers, Stephen, Charles, Edgar, Eric, Jason, and Sergio Jr...two sisters, Korina and Allison...pursuing a degree in kinesiology with the goal to build her own fitness organization

## #4 - SIENA GUTTADAURO

- 2022-23: Logged three starts and 24 appearances in her inaugural season, averaging 12.3 MPG...scored 52 points with 18 assists and 29 rebounds
- Clubbed with the San Jose Cagers, a premier organization that dons a 90 percent winning percentage...helped the Archbishop Mity Monarchs to three WCAL Championships and two CIF Championships...2022 state runners-up...part of the 2020 Northern California Championship team...made 2020 State Finals but the game was canceled due to the COVID-19 pandemic
- Born on Oct. 26, 2003...daughter of Joe and Rosella Guttadauro...has three brothers, Joey, Anthony and Dominic...father played soccer at Santa Clara and brother played football at Linfield...majoring in communications with the goal of becoming a sports broadcaster

## #5 - MADISON COCKRELL

- 2022-23: Sixteen appearances with two starts...averaged 11.1 MPG with 3.3 PPG and 1.5 RPG...shot 39.1% from the field, including 33.3% from beyond the arc
- Four-year letter winner in high school, three of which at Bishop Lynch HS under coach Andy Zhilman...received District Defensive Player of the Year during her junior campaign...named First Team All-State in 2021 and All Tournament at the 2021 State Tournament where she helped the Friars to a state championship
- Born on Sept. 8, 2003...daughter of Milton and Daphne Cockrell...has one brother, Dylan...father played football at OSU and her mother played basketball and ran track at Southwestern Christian College...pursuing a degree in criminology with plans to attend law school

## #11 - SIDNEY LOVE

- 2022-23: C-USA All-Freshman Team selection...25 games played and 20 starts with 29.5 MPG...logged a team-high 29 three-pointers...shot 42.8% from the field, including 37.0% from beyond the arc...dished out 58 assists...15 double-digit scoring games
- In high school was named named the 2022 Co-District MVP, a McDonald's All-American nominee and the Express-News Player of the Week all in her senior season...four-time academic all-district recipient, named District Defensive MVP her junior year, earned TGCA All-Star accolades and first-team all-district...helped the team become 2020 District Champions and Co-District Champions in 2021
- Born on Sept. 11, 2003...daughter of Kevin and Andrea Love...has two brothers, Kijana and Langston, and two sisters, Endaisia and Camille...her father played football for Texas A&M, her sisters, Endaisia and Camille, played soccer at Trinity and St. Mary's, respectively, and her brothers, Kijana and Langston played basketball at New Hampshire and Baylor...pursuing a degree in business management

## #12 - AYSIA PROCTOR

- A local product from Samuel Clemens High School, Proctor was named to the All District First Team as a freshman in 2020...earned Texas Girls Coaches' Association All-State honors and Texas Association of Basketball Coaches All-Region honors in 2021...named to the 2021-22 UIL Girls All-Region Team...named to the All-District First Team in 2022
- Daughter of Bobby and Angela Proctor...father played basketball at the University of Colorado-Colorado Springs pursuing a degree in cyber security

## #13 - SARAI ESTUPIÑAN

- Began her collegiate career at St. Mary's where she played in 10 games across the 2021-22 season...She averaged 2.6 ppg for the Rattlers, collecting eight steals and eight rebounds in 14.1 mpg...Estupiñan then transferred to Tallahassee CC where she was named Second-Team All-Panhandle Conference for her performance in the 2022-23 campaign...led TCC in scoring with 13.0 ppg, shooting 33.6% from the field
- Was a two-time First-Team All-District selection and named to the All-State Tournament team for Cedar Park High School...Helped the team win the 5A State Championship also earning Academic All-District honors along the way

## #20 - MAYA LINTON

- 2022-23: Appeared in 27 games with 15.7 MPG...averaged 2.3 PPG, sinking shots at a 40.3% clip...hailed in 3.5 RPG
- Four-year letter winner at Duncanville High School...helped the Panthers to a Bi-District and area title...part of the Drive Nation 17U EYBL club team...received Defensive Player of the Year honors...awarded Second Team All-District and All-District Academic honors
- Daughter of Rose Fiomì...four sisters, Malia and McKenna Linton, Miranda Pohlman and Michaela Martinez...majoring in business

## #21 - CHEYENNE ROWE

- Transfer from James Madison, Rowe appeared in 16 games as a freshman in the 2022-23 season...As a Duke, she averaged nine minutes and two points per game...She helped lead the team to a successful 26-8 season, winning the Sun Belt Tournament to earn an automatic bid into the NCAA Tournament
- A native of Ajax, Ontario, she played for the Canada U18 National Team at the 2022 FIBA Women's Americas where she won a silver medal...high school career included the 2019 Biosteel Girls Future MVP and Biosteel 2022 Team member...She represented Team Ontario in their U14 and U15 teams from 2017-19. Rowe was named First Team All-Star in U17 Canadian National Championships in 2019...She was also selected for Canadian National Assessment Camp.
- Rowe is the daughter of Waine Rowe and Hilary Chung-Rowe and has one sister, Ciara.

## #22 - KYRA WHITE

- 2022-23: Named All-Texas Honorable Mention by Dave Campbell's Texas Basketball...started 28 games for the Roadrunners, averaging 33.2 MPG...led the team with 142 assists and 4.5 APG, the second-most in C-USA...third-most steals (24), blocks (27) and rebounds (160) on the team...averaged 7.9 PPG, shooting 33.7% from the field
- Transferred from the University of Southern California where she played the last three seasons...played in 77 games with 22 starts...scored 138 points, averaging 1.8 per game...also posted 131 rebounds, 49 steals, 25 blocks and 127 assists...a Converse Judson HS graduate where she was named the league MVP as a senior...was a three-time all-state first team honoree, selected 2016 league newcomer of the year and won the 2019 6A state championship...at Judson
- Born on Nov. 30, 2000...daughter of Christopher and Jennifer White...has two brothers, Jarehn and Isaac, and one sister, Cierra...her mother played softball at Texas Tech and her father played football at Texas A&M Commerce and in the Arena Football League for Houston in 2001. Also, her grandfather Rudy White played in the NBA for the Houston Rockets and Seattle Supersonics.

## #23 - KYLEIGH MCGUIRE

- 2022-23: Appeared in 21 games averaging 4.4 MPG...scored 15 points with four assists, two blocks and a steal...shot 50% from the field
- 2021-22: Played in two games...named to the Conference USA Commissioner's Honor Roll.
- Named the 2020 District 22-6A Defensive Player of the Year, 2019 Offensive Player of the Year and the 2018 Most Improved Player at Atascocita HS
- Born on Nov. 12, 2001...daughter of Elisabeth Rasheed and Rasheed McGuire...one four brothers, Rasheed Jr., Angel, Christopher and Isaiah...also has two sisters, Kemaini and Jordyn...her stepdad ran track at TCU...biology major.

## #23 - IDARA UDO

- Joins the UTSA family from Plano East High School...helped lead the Panthers to district championships in her sophomore and junior years...named Second Team All-District as a freshman and earned First Team honors her sophomore, junior, and senior year...named the Defensive Player of the Year as a sophomore and senior
- Daughter of Ituru Inim and Efrung Udo, one brother, Emem Udo and one sister Sema Udu...studying nursing

## #23 - NISSA SAM-GRANT

- 2022-23: Did not appear
- Transferred from Panola College...previous played at Arkansas-Pine Bluff for two seasons...with the Golden Lions, Sam-Grant averaged 2.8 points, 4.6 rebounds and 1.6 blocks per game where she led the team in blocks and finished in the top four in the SWAC as a freshman...with the Ponies, the Toronto, Canada, native averaged 4.0 points, 5.0 rebounds and 1.8 blocks per game.
- Born on Nov. 30, 1999...daughter of Nigel Grant and Lisa Sam...three brothers, Tremaine, J'uel, and Kamal, one sister J'nae...majoring in multidisciplinary Studies

## #23 - JORDYN JENKINS

- 2022-23: Conference USA Player of the Year...C-USA Newcomer of the Year...First-Team All-Conference...Became the third player in C-USA history to win all three awards and the first in 10 years...First Roadrunner to earn C-USA Player of the Year, also the first UTSA student-athlete to win four C-USA Player of the Week honors in a single season...awarded All-Texas First-Team by Dave Campbell's Texas Basketball...led the league with 659 points averaging 20.6 PPG at a 49.3% clip...659 points scored serves as the UTSA school record...79.0% free throw shooter...7.5 RPG and 1.3 SPG...posted nine double-doubles...career-high 40 points on Feb. 20 against North Texas, cementing a trilling 68-67 overtime victory on 12-for-20 shooting and a 13-for-16 performance at the charity stripe
- Transferred from the University of Southern California where she played for the last two seasons...played in 41 games with 35 starts after missing eight games during her debut season due to injury...scored 478 points, leading USC in scoring in the 2021-22 season with 384...also posted 236 rebounds, 36 steals, 31 blocks and 41 assists...as a sophomore in 2021-22, Jenkins starred for the Trojans, earning All Pac-12 honors and was tabbed Pac-12 Co-Most Improved Player after averaging a team-leading 14.8 points, 6.7 rebounds and 1.5 assists per game
- Kentridge High School graduate where she was a three-time all-state first-team honoree...helped her team to a 2017 state championship title and was a two-time league MVP...averaged 21.9 points and 9.2 rebounds in her junior season
- Born on Jan. 16, 2002...daughter of Alan and Joya Jenkins...sister of Alan Jenkins III and Taylor...studying multidisciplinary studies



# SUPERLATIVES

## 2023-24 DOUBLE-DOUBLE TRACKER

Date / Opp.	Who	Stat
Nov. 18 at UT Arlington	Linton	15 Points / 10 Rebounds
Dec. 17 at Oregon	Proctor	20 Points / 11 Rebounds
Jan. 6 vs Wichita State	Coleman	32 Points / 19 Rebounds
Jan. 10 at Florida Atlantic	Coleman <sup>2</sup>	16 Points / 10 Rebounds
Jan. 14 vs Charlotte	Proctor <sup>2</sup>	17 Points / 13 Rebounds
Jan. 21 at UAB	White	11 Points / 10 Rebounds
Jan. 31 vs North Texas	Udo	14 Points / 12 Rebounds

## 2023-24 DOUBLE-DIGIT POINTS

Date / Opp.	Who	Stat
Nov. 6 at Arizona State	Udo	10 Points
Nov. 6 at Arizona State	Linton	10 Points
Nov. 10 vs NM State	Proctor	19 Points
Nov. 10 vs NM State	White	13 Points
Nov. 15 at TAMUCC	White <sup>2</sup>	18 Points
Nov. 15 at TAMUCC	Coleman	14 Points
Nov. 15 at TAMUCC	Love	10 Points
Nov. 18 at UT Arlington	Love <sup>2</sup>	26 Points
Nov. 18 at UT Arlington	Linton <sup>2</sup>	15 Points
Nov. 20 at Texas Tech	Love <sup>3</sup>	18 Points
Nov. 20 at Texas Tech	White <sup>3</sup>	13 Points
Nov. 20 at Texas Tech	Proctor <sup>2</sup>	10 Points
Nov. 24 at Sam Houston	Coleman <sup>2</sup>	17 Points
Nov. 24 at Sam Houston	White <sup>4</sup>	14 Points
Nov. 24 at Sam Houston	Love <sup>4</sup>	12 Points
Nov. 30 vs Texas State	Love <sup>5</sup>	11 Points
Nov. 30 vs Texas State	Coleman <sup>3</sup>	11 Points
Nov. 30 vs Texas State	Guttadauro	11 Points
Dec. 3 vs UTEP	Coleman <sup>4</sup>	23 Points
Dec. 3 vs UTEP	Love <sup>5</sup>	16 Points
Dec. 3 vs UTEP	White <sup>5</sup>	12 Points
Dec. 3 vs UTEP	Guttadauro <sup>2</sup>	12 Points
Dec. 14 vs Houston	Proctor <sup>2</sup>	19 Points
Dec. 14 vs Houston	White <sup>6</sup>	17 Points
Dec. 14 vs Houston	Love <sup>7</sup>	13 Points
Dec. 17 at Oregon	Proctor <sup>4</sup>	20 Points
Dec. 19 at Seattle U	Coleman <sup>5</sup>	18 Points
Dec. 19 at Seattle U	Udo <sup>7</sup>	15 Points
Dec. 19 at Seattle U	Proctor <sup>4</sup>	10 Points
Dec. 19 at Seattle U	White <sup>7</sup>	10 Points
Dec. 30 at Temple	White <sup>8</sup>	16 Points
Dec. 30 at Temple	Coleman <sup>6</sup>	11 Points
Dec. 30 at Temple	Udo <sup>9</sup>	10 Points
Jan. 2 at East Carolina	Cockrell	13 Points
Jan. 2 at East Carolina	Coleman <sup>7</sup>	11 Points
Jan. 6 vs Wichita State	Coleman <sup>8</sup>	32 Points
Jan. 6 vs Wichita State	Love <sup>8</sup>	16 Points
Jan. 6 vs Wichita State	White <sup>9</sup>	12 Points
Jan. 10 at Florida Atlantic	Proctor <sup>5</sup>	17 Points
Jan. 10 at Florida Atlantic	Coleman <sup>9</sup>	16 Points
Jan. 10 at Florida Atlantic	White <sup>10</sup>	12 Points
Jan. 10 at Florida Atlantic	Linton <sup>3</sup>	10 Points
Jan. 14 vs Charlotte	Udo <sup>4</sup>	26 Points
Jan. 14 vs Charlotte	Proctor <sup>6</sup>	17 Points
Jan. 14 vs Charlotte	Coleman <sup>10</sup>	12 Points
Jan. 16 vs South Florida	White <sup>11</sup>	23 Points
Jan. 16 vs South Florida	Proctor <sup>7</sup>	19 Points
Jan. 21 at UAB	White <sup>12</sup>	11 Points
Jan. 21 at UAB	Proctor <sup>8</sup>	11 Points
Jan. 21 at UAB	Udo <sup>5</sup>	11 Points
Jan. 26 at SMU	Udo <sup>6</sup>	11 Points
Jan. 26 at SMU	Love <sup>9</sup>	11 Points
Jan. 26 at SMU	Coleman <sup>11</sup>	11 Points
Jan. 31 vs North Texas	Udo <sup>7</sup>	14 Points
Jan. 31 vs North Texas	Love <sup>10</sup>	13 Points
Jan. 31 vs North Texas	Proctor <sup>9</sup>	11 Points

## 2023-24 DOUBLE-DIGIT REBOUNDS

Date / Opp.	Who	Stat
Nov. 10 vs NM State	Udo	11 Rebounds
Nov. 18 at UT Arlington	Linton	10 Rebounds
Dec. 17 at Oregon	Coleman	13 Rebounds
Dec. 17 at Oregon	Proctor	11 Rebounds
Jan. 6 vs Wichita State	Coleman <sup>2</sup>	19 Rebounds
Jan. 10 at Florida Atlantic	Coleman <sup>3</sup>	10 Rebounds
Jan. 14 vs Charlotte	Proctor <sup>2</sup>	13 Rebounds
Jan. 14 vs Charlotte	White	10 Rebounds
Jan. 21 at UAB	White <sup>2</sup>	10 Rebounds
Jan. 26 at SMU	White <sup>3</sup>	11 Rebounds
Jan. 31 vs North Texas	Udo <sup>2</sup>	12 Rebounds

## 2023-24 DOUBLE-DIGIT ASSISTS

Date / Opp.	Who	Stat
---	---	---

# GAME-BY-GAME STARTERS

NOVEMBER		1	2	3	4	5
6	AT ARIZONA STATE	LOVE	ATWOOD	WHITE	LINTON	COLEMAN
10	NEW MEXICO STATE	LOVE	ATWOOD	WHITE	LINTON	COLEMAN
15	AT TAMUCC	LOVE	PARKER	WHITE	UDO	COLEMAN
18	AT UT ARLINGTON	LOVE	PARKER	WHITE	LINTON	COLEMAN
20	AT TEXAS TECH	LOVE	PARKER	WHITE	LINTON	COLEMAN
25	AT SAM HOUSTON STATE	LOVE	PROCTOR	WHITE	LINTON	COLEMAN
30	TEXAS STATE	LOVE	PROCTOR	WHITE	LINTON	COLEMAN

DECEMBER		1	2	3	4	5
3	UTEP	LOVE	ATWOOD	WHITE	UDO	COLEMAN
14	HOUSTON	LOVE	ATWOOD	WHITE	UDO	COLEMAN
17	AT OREGON	LOVE	ATWOOD	WHITE	UDO	COLEMAN
19	AT SEATTLE U	LOVE	ATWOOD	WHITE	UDO	COLEMAN
30	AT TEMPLE *	LOVE	ATWOOD	WHITE	LINTON	COLEMAN

JANUARY		1	2	3	4	5
2	AT EAST CAROLINA *	LOVE	ATWOOD	WHITE	UDO	COLEMAN
6	WICHITA STATE *	LOVE	PROCTOR	WHITE	UDO	COLEMAN
10	AT FAU *	LOVE	PROCTOR	WHITE	UDO	COLEMAN
14	CHARLOTTE *	LOVE	PROCTOR	WHITE	UDO	COLEMAN
16	USF *	LOVE	PROCTOR	WHITE	UDO	COLEMAN
21	AT UAB *	LOVE	PROCTOR	WHITE	UDO	COLEMAN
27	AT SMU *	LOVE	PROCTOR	WHITE	LINTON	UDO
31	NORTH TEXAS *	LOVE	PROCTOR	WHITE	UDO	COLEMAN

FEBRUARY		1	2	3	4	5
4	TULANE *	---	---	---	---	---
11	UAB *	---	---	---	---	---
14	AT TULSA *	---	---	---	---	---
18	AT NORTH TEXAS *	---	---	---	---	---
22	TEMPLE *	---	---	---	---	---
25	FAU *	---	---	---	---	---
28	AT MEMPHIS *	---	---	---	---	---

MARCH		1	2	3	4	5
2	AT WICHITA STATE *	---	---	---	---	---

BREAKDOWN		1	2	3	4	5
#0	Elyssa Coleman	---	---	---	---	19
#1	Hailey Atwood	---	7	---	---	---
#2	Alexis Parker	---	3	---	---	---
#3	Emma Lucio	---	---	---	---	---
#4	Siena Guttadauro	---	---	---	---	---
#5	Madison Cockrell	---	---	---	---	---
#11	Sidney Love	20	---	---	---	---
#12	Aysia Proctor	---	10	---	---	---
#13	Sarai Estupiñan	---	---	---	---	---
#20	Maya Linton	---	---	---	8	---
#21	Cheyenne Rowe	---	---	---	---	---
#22	Kyra White	---	---	20	---	---
#23	Kyleigh McGuire	---	---	---	---	---
#25	Idara Udo	---	---	---	12	1
#30	Nissa Sam-Grant	---	---	---	---	---
#32	Jordyn Jenkins	---	---	---	---	---

# THE LAST TIME...

## TEAM

### PLAYED A RANKED TEAM

vs No. 21 Middle Tennessee (W, 58-53) - 2/4/23

### BEAT A RANKED TEAM

vs No. 21 Middle Tennessee (W, 58-53) - 2/4/23

### LOST TO A RANKED TEAM AT HOME

at No. 23 Texas A&M (L, 51-77) - 12/20/21

### LOST TO A RANKED TEAM ON THE ROAD

at No. 23 Texas A&M (L, 51-77) - 12/20/21

### PLAYED AN OVERTIME GAME

vs North Texas (W, 75-67) - 1/31/24

### PLAYED A DOUBLE-OVERTIME GAME

vs Charlotte (W, 81-80) - 1/14/24

### PLAYED A TRIPLE-OVERTIME GAME

vs FIU (L, 103-107) - 2/6/21

### SCORED 100+ POINTS

UTSA: 103, vs FIU - 2/6/21

Opp: 107, vs FIU - 2/6/21

### SCORED 90+ POINTS

UTSA: 90 vs UTEP (W, 90-66) - 12/3/23

Opp: 93 at Houston (L, 89-93) - 12/19/22

### SCORED LESS THAN 50 POINTS

UTSA: 48, at Oregon - 12/17/23

Opp: 42, vs South Florida - 1/16/24

### SHOT 50+ PERCENT FROM THE FIELD

UTSA: 58.3% (35-60), vs UTEP - 12/3/23

Opp: 56.1% (32-57), at Florida Atlantic - 2/13/21

### SHOT LESS THAN 40 PERCENT FROM THE FIELD

UTSA: 37.1% (23-62), at UAB - 1/21/24

Opp: 28.9% (22-76), vs North Texas - 1/31/24

### SHOT LESS THAN 30 PERCENT FROM THE FIELD

UTSA: 26.0% (20-77), at Oregon - 12/17/23

Opp: 28.9% (22-76), vs North Texas - 1/31/24

### WON BY 20+ POINTS

UTSA: (24) (90-66), vs UTEP - 12/3/23

Opp: (28) (54-82), at East Carolina - 1/2/24

### WON BY 35+ POINTS

UTSA: (43) (80-37), vs Sul Ross State - 11/25/20

Opp: (39) (41-80), at Middle Tennessee - 1/5/23

### HAD 2+ 20-POINT SCORERS

UTSA: Jordyn Jenkins (25) & Sidney Love (22), at Charlotte

- 3/2/23

Opp: Karina Gordon (22) & Danae McNea (20), at East Carolina

- 1/2/24

### FORCED 30+ TURNOVERS

UTSA: 30, vs Concordia Texas - 11/6/19

Opp: 31, at Texas Tech- 11/20/23

## PLAYER

### SCORED 40+ POINTS

UTSA: 40, Jordyn Jenkins, at North Texas - 2/20/237

Opp: 43, Keila Shelton, vs Louisiana Tech - 2/7/13

### SCORED 30+ POINTS

UTSA: 32, Elyssa Coleman, vs Wichita State - 1/6/24

Opp: 31, Acacia Hayes, at Western Kentucky - 1/7/23

### RECORDED A TRIPLE-DOUBLE

UTSA: Monica Gibbs (19 pts, 11 reb, 11 ast), at Texas

A&M-Corpus Christi

Opp: N/A

### ONE PLAYER RECORDED A DOUBLE-DOUBLE

UTSA: Idara Udo (14 points & 12 rebounds), vs North Texas -

1/31/24

Opp: Amirah Abdur-Rahim (15 points & 10 rebounds), at SMU

- 1/30/24

### TWO PLAYERS RECORDED A DOUBLE-DOUBLE

UTSA: Yuiyana Valcheva (25 pts & 15 reb) & Kyleigh McGuire

(12 pts & 13 reb), vs FIU - 2/6/21

Opp: Janeta Rozentale (17 pts & 10 reb) & Iggy Allen (23 pts &

16 reb), at Florida Atlantic - 2/12/21

### RECORDED 20+ REBOUNDS

UTSA: 23, Anika Anderson, vs Sam Houston State - 2/21/09

Opp: 20, Briana Wright, vs FIU - 2/13/16

### RECORDED 15+ REBOUNDS

UTSA: 19, Elyssa Coleman, vs Wichita State - 1/6/24

Opp: 16, Zakyia Weathersby, UAB - 1/1/22

### TWO OR MORE PLAYERS RECORDED DOUBLE-DIGIT REBOUNDS

UTSA: Aysia Proctor (13) & Kyra White (10), vs Charlotte -

1/14/24

Opp: Iggy Allen (10) & Brianna Jackson (12), Old Dominion -

1/13/21

### RECORDED 20+ POINTS & 20+ REBOUNDS

UTSA: Ashleigh Franklin (22 pts, 22 reb), at Sam Houston

State - 2/20/10

Opp: Jessica Kuster (21 pts, 21 reb), vs Rice - 12/20/11

### RECORDED 10+ ASSISTS

UTSA: 10, Karrington Donald, vs Rice - 1/2/21

Opp: 11, Courtney Blakely, at Middle Tennessee - 1/5/23

### MADE 8+ 3-POINTERS

UTSA: 8, Terrie Davis, vs Lamar - 1/12/08

Opp: N/A

### MADE 7+ 3-POINTERS

UTSA: 7, Ashley Spatletta, vs UT Arlington - 2/9/13

Opp: 7, Katelyn Crosthwait, at Rice - 1/16/23

### MADE 6+ 3-POINTERS

UTSA: 6, Carlie Heineman, vs Old Dominion - 1/13/18

Opp: 6, Karina Gordon, at East Carolina - 1/2/24

### MADE 15+ FREE THROWS

UTSA: 15, Mikayla Woods, vs Sam Houston State - 12/8/19

Opp: 18, Jennie Simms, at Old Dominion - 2/27/16

### MADE 10+ FREE THROWS

UTSA: 10, Jordyn Jenkins, vs Rice - 3/9/23

Opp: 11, Destiny Thurman, at UTEP - 1/23/22

### RECORDED 5+ BLOCKS

UTSA: 6, Elyssa Coleman, at FIU - 1/21/23

Opp: 5, Amirah Abdur-Rahim, at SMU - 1/30/24

### RECORDED 5+ STEALS

UTSA: 5, Kyra White, vs Rice - 3/9/23

Opp: 6, Danae McNeal, at East Carolina - 1/2/24

### PLAYED EVERY MINUTE (REGULATIONS)

UTSA: Karrington Donald, at Southern Miss - 1/23/21

Opp: Maya Perry, at Florida Atlantic - 1/10/24

### TWO PLAYERS PLAYED EVERY MINUTE (REGULATION)

UTSA: Chrystal Chidomere & Loryn Goodwin, vs Rice - 2/16/16

Opp: Courtney Blakely & Jalynn Gregory, at Middle Tennessee

- 1/5/23

### PLAYED EVERY MINUTE (+OT)

UTSA: Monica Gibbs, vs Baylor - 3/22/09

Opp: Destinee Rogers, at Central Arkansas - 2/11/09

### PLAYED EVERY MINUTE (+2OT)

UTSA: Ashleigh Franklin, vs Nicholls - 2/19/11

Opp: Ricshanda Bickham & KK Babin, vs Nicholls - 2/19/11

### FOULED OUT

UTSA: Elyssa Coleman, vs Charlotte - 1/14/24

Opp: Tracey Hueston, vs Charlotte - 1/14/24

### TWO OR MORE PLAYERS FOULED OUT

UTSA: Sidney Love & Idara Udo, at Texas Tech- 11/20/23

Opp: Tommisha Lampkin & Aniyah Johnson, at North Texas

- 1/26/23

### 5 OR MORE PLAYERS SCORED IN DOUBLE DIGITS

UTSA: Jordyn Jenkins (14), Elyssa Coleman (13), Hailey

Atwood (12), Kyra White (11), Deborah Nwakamma (11), vs

WKU - 2/2/23

Opp: Eric Wilson (22), Sabine Lipe (13), Elina Arike (12), Avery

Crouse (11), Jazion Jackson (10), at UTEP - 2/11/23

### NO ONE SCORED IN DOUBLE DIGITS

UTSA: at Florida Atlantic - 1/29/22

Opp: vs Texas A&M-Kingsville - 11/16/16

# INTRODUCING HEAD COACH KAREN ASTON



## Head Coach

**Karen Aston**  
**Third Season**  
**316-197 (31-51 UTSA)**

**X @CoachKarena**

Karen Aston, former head coach at Texas, North Texas and Charlotte, was named the 10th head coach in program history on March 29, 2021.

Throughout her first two seasons at UTSA, Aston has compiled a 20-42 record, going 7-23 (3-14, C-USA) in her inaugural year before collecting a 58-57 overtime win over UTEP at the league's postseason tournament.

She then led the 'Runners to a 13-19 (9-1, C-USA) campaign in the 2022-23. Her squad opened up the C-USA tournament with a thrilling 69-68 win over No. 11 seed Florida Atlantic, before besting No. 3 seed Rice 62-54 to advance to the leagues semifinals where they fell to No. 2 seed Western Kentucky.

Jordyn Jenkins had a fantastic season under Aston's tutelage, taking home 2022-23 C-USA Player of the Year, Newcomer of the Year, and First-Team All-C-USA.

Aston has been consistently recognized as one of the top coaches in the nation. She was one of four finalists for the Naismith Women's College Coach of the Year award in 2017 and was one of 10 semifinalists for the honor in 2018. Aston also earned Big 12 Coach of the Year accolades in 2017.

Aston has a career record of 305-188 [.618] which includes head coaching positions at Charlotte, North Texas and Texas. In her 13 seasons as a head coach, Aston's teams have averaged 22 wins per year and have made a combined 10 postseason appearances.

At the University of Texas, Aston led the Longhorns to a 184-83 [.689] record in eight seasons. In her final seven seasons combined at Texas, Aston's teams averaged 24.6 wins per year, making six NCAA Tournament appearances. From 2015-18, her squads made four consecutive NCAA Sweet 16 showings, marking the first time that had been accomplished at Texas since 1990. Aston also directed the 2015-16 Longhorns to the program's first NCAA Elite Eight appearance since 2003.

Aston, who also spent eight years as an assistant and associate head coach at Texas for Naismith Hall of Fame head coach Jody Conradt, stands as Texas' second-winningest coach all-time behind Conradt's 783 victories.

Three of Aston's Texas players [Nneka Enemkpali, Imani McGee-Stafford and Ariel Atkins] were drafted by WNBA teams with McGee-Stafford [10th] and Atkins [7th] being selected as first-round picks. As a starter, Atkins helped lead the Washington Mystics to the 2019 WNBA Championship and has earned WNBA All-Defensive Team honors in each of her two seasons.

Defense has been a staple of Aston's teams her entire coaching career. Each of her eight teams at Texas ranked in the top-25 nationally in rebounding margin, including three years in the top-five. Her 2017-18 and 2018-19 teams ranked third in the NCAA in rebounding margin. Four of the top-eight single-season team rebounding averages in Texas history came during Aston's tenure, as did five of the top-nine best seasons in field-goal percentage defense.

Aston's prowess as one of the nation's best recruiters is also well known. Five of the classes she recruited to Texas were ranked among the top-11 in the nation according to ESPN.com, including three top-five classes. Recruits Charli Collier and Joyner Holmes were both No. 2 prospects according to ESPN and were listed as the nation's top recruits by some services. Aston brought 14 McDonalds All-Americans to Texas during her eight seasons.

In a season shortened due to COVID-19, the 2019-20 Longhorns posted a 19-11 overall record and finished third in the Big 12 Conference. A season that began with off-season injuries to a number of key contributors featured some impressive accomplishments. Texas defeated three Associated Press Top-25 teams, including knocking off No. 1 Stanford, which marked the program's first win against an AP No. 1 squad since 2004. The Longhorns also won at No. 17 and previously undefeated Tennessee, and earned a road victory against No. 25 TCU. Texas led the nation in double-doubles during the 2019-20 campaign with 31.

Aston mentored Collier, a sophomore center, to First-Team All-Big 12 Conference honors, as she was one of only six players in the league to average a double-double. Collier became the first player in program history to average more than seven defensive rebounds per game in a single season. Freshman guard Celeste Taylor was a Big 12 All-Freshman Team selection and earned three Big 12 Freshman of the Week accolades.

In 2018-19, Aston led Texas to a 23-10 overall record and a third-place showing in the Big 12 Conference with a 12-6 overall mark. The Longhorns advanced to the semifinals of the Big 12 Conference Tournament for the sixth consecutive year. It marked the sixth year in a row that the Longhorns had won 20 or more games.

Under Aston's tutelage, junior point guard Sug Sutton earned First-Team All-Big 12 Conference honors in 2018-19 and was named to the Big 12 All-Tournament Team. She led the Longhorns in scoring [12.7 points per game], assists per game [5.4] and steals per game [1.3]. Sutton scored in double figures 23 times, including four 20-point performances, and her 178 assists on the year marked the seventh-most in a single-season in school history. She was the conference's best all-around point guard as a junior.

In 2017-18, Aston led the Longhorns to a 28-7 overall record and a second-place finish in the Big 12 Conference with a 15-3 overall mark. Texas advanced to the championship game of the Big 12 Conference Tournament for the third time in four years. It marked the fourth year in a row that the Longhorns had won 24 or more games.

For the third time in four seasons, Aston had one of her players selected in the WNBA Draft in 2018. Atkins was chosen with the No. 7 pick by the Washington Mystics, making her the third-highest draft pick in Texas history.

# INTRODUCING HEAD COACH KAREN ASTON

## The Aston File

### HEAD COACHING EXPERIENCE

2021- Present: Head Coach, UTSA  
2012-2020: Head Coach, Texas  
2011-12: Head Coach, North Texas  
2007-11: Head Coach, Charlotte  
2006-07: Associate Head Coach, Baylor  
2000-06: Associate Head Coach, Texas  
1998-00: Assistant Coach, Texas  
1996-98: Assistant Coach, North Texas  
1994-96: Assistant Coach, Baylor  
1993-94: Head Coach, Fort Smith Northside (HS)  
1988-93: Head Coach, Vilonia High School

### COLLEGIATE HEAD COACHING RECORD

Overall: 316-197 (.618)  
UTSA: 31-51 (.375)

Under Aston's direction, Atkins and fellow senior Brooke McCarty concluded their decorated Texas careers in 2017-18. It marked the end of an impressive four-year span that saw the Longhorns post a 108-32 [.771] overall record, four NCAA Tournament appearances, four NCAA Sweet 16 appearances, one NCAA Elite Eight appearance and three Big 12 Conference second-place finishes. Aston was a semifinalist for the Naismith Coach of the Year award.

Aston was named the Big 12 Conference Coach of the Year in 2016-17, as the Longhorns swept the league's annual honors. McCarty was named the Big 12 Player of the Year, Brianna Taylor was selected as the Big 12 Defensive Player of the Year and Holmes earned Big 12 Freshman of the Year accolades. Aston was one of four finalists nationally for the Naismith Coach of the Year honor.

The Longhorns recorded a 25-9 overall record during the 2016-17 campaign. Texas strung together a 19-game winning streak during the course of the season, which ranks tied for the 10th-longest spree in program history. With a rigorous slate that featured 14 top-25 opponents, the Longhorns recorded seven victories against ranked foes. Texas won 14 consecutive games to start Big 12 Conference play, which marked the best start to the Big 12 schedule in school history. The Longhorns charted a 15-3 record in Big 12 play to finish second in the conference for the second consecutive year.

In 2015-16, Aston led Texas to an historic season. The Longhorns posted a 31-5 overall record, which marked the school's most victories since the 1987-88 season, and tied the school record for most Big 12 Conference wins [15] in a single season. Texas hosted the NCAA First and Second Rounds for the first time since 2010 and advanced to the NCAA Elite Eight for the first time since 2003. The Longhorns opened the year with a 16-0 record, marking the third-best start in program history.

McGee-Stafford, a senior center, was named an honorable mention All-America selection from both the Associated Press and the Women's Basketball Coaches Association in 2015-16, and became the first player in program history to reach the combined milestone of 1,000 career points, 1,000 career rebounds and 200 career blocks. McGee-Stafford

was the fourth player in school history to be drafted in the first round of the WNBA Draft, going to the Chicago Sky with the 10th overall pick.

The 2014-15 Longhorns began the season on a 13-game winning streak and capped the year with a run to the NCAA Sweet 16. Texas finished with a 24-11 overall record and advanced to the championship game of the Big 12 Tournament for the first time since 2004. The Longhorns won nine of their last 12 games and posted what were then their most wins in more than a decade. Enemkpali was selected by the Seattle Storm in the third round of the 2015 WNBA Draft.

In 2013-14, Texas began a steady incline that included five wins against ranked opponents, a third-place finish in the Big 12 standings, a 10-win improvement from the previous season, and winning a game in the NCAA Tournament for the first time since 2008. UT's tie for third place in the Big 12 was its highest league finish since 2005.

Aston returned to the Forty Acres in 2012 after five years of experience reviving the women's basketball programs at the University of North Carolina at Charlotte and the University of North Texas.

Aston tripled the Mean Green's victory total in one season, as UNT went 15-16 during the 2011-12 season under her direction after winning just five games the previous year. At Charlotte, Aston led the program to record-breaking heights, with 86 victories in four seasons, including a school-record 27 wins in 2010-11.

Aston led the 49ers to four consecutive postseason appearances and the 2009 Atlantic 10 Tournament Championship en route to the school's second ever NCAA Tournament appearance. In her final season at Charlotte, Aston's squad advanced to the WNIT Final Four.

While on Conradt's Texas staff from 1998-2006, Aston helped the Longhorns post a 173-83 [.676] record during that span, with seven NCAA Tournament appearances, two trips to the Sweet 16 and a march to the 2003 Final Four. The Longhorns also captured the 2003 Big 12 regular-season and tournament titles, and UT shared the 2004 Big 12 regular-season title. Aston was promoted from assistant coach to associate head coach in July of 2000 after serving as an assistant coach for two seasons.

During her time as an assistant on the Forty Acres, Aston spearheaded the signing of 25 nationally-recognized recruits, including seven McDonald's High School All-Americans and seven WBCA/Nike All-Americans. Two of those high school All-Americans - Tiffany Jackson and Erika Arriaran - were named National High School Players of the Year. All eight of the recruiting classes Aston attracted were nationally ranked, including the No. 1 class in the nation in 2005-06.

Aston first came to Austin in 1998 from the University of North Texas, where she served as an assistant coach for two seasons [1996-98]. Prior to joining the North Texas staff, Aston was an assistant coach at Baylor for two seasons [1994-96].

Following Aston's initial stint on the Forty Acres, she was named associate head coach at Baylor during the 2006-07 season. With Aston on board, the Lady Bears won 26 games and reached the second round of the NCAA Tournament.



## INTRODUCING HEAD COACH KAREN ASTON

Before entering the collegiate coaching ranks, Aston was recognized as one of the top high school coaches in the nation. She coached five years at Vilonia High School [1988-93] in Vilonia, Ark., and one year at Fort Smith Northside [1993-94] in Fort Smith, Ark. She guided Fort Smith Northside to a 24-10 record and a fifth-place finish in Class 4A. For her efforts, she was named the Arkansas Northwest Region Coach of the Year.

While at Vilonia, Aston was not only the head basketball coach but also the head cross country and track coach. In 1992-93, she was named the Arkansas Basketball Coach of the Year after leading Vilonia to a 36-1 record and a Class 2A State Championship. Aston's cross country teams also claimed back-to-back state titles in 1991 and 1992.

A native of Benton, Ark., Aston was a two-time first-team all-state selection at Bryant High School. She capped her high school career by leading Bryant to the 1982 Arkansas Class 4A State Championship. Aston earned a bachelor of arts degree in physical education from Little Rock in 1987. She played two seasons of basketball at UALR after transferring from Ouachita Baptist.


In 2019, Aston was inducted into the Trojan Athletics Hall of Fame at the University of Arkansas at Little Rock and the Bryant [Ark.] High School Athletic Hall of Honor.



*Aston alongside 2022-23 C--USA Player of the Year Jordyn Jenkins*



# 2023-24 UTSA WOMEN'S BASKETBALL ROSTER



0

ELYSSA COLEMAN  
R • JR • F • 6-3  
HOUSTON, TEXAS




1

HAILEY ATWOOD  
GS • G • 5-8  
AUSTIN, TEXAS



2

ALEXIS PARKER  
SO • G • 5-9  
SAN ANTONIO, TEXAS



3

EMMA LUCIO  
FR • G • 5-9  
EDINBURG, TEXAS



4

SIENA GUTTADAURO  
SO • G • 5-6  
SAN JOSE, CALIFORNIA



5

MADISON COCKRELL  
SO • G • 5-4  
DALLAS, TEXAS



11

SIDNEY LOVE  
SO • G • 5-8  
CIBOLO, TEXAS



12

AYSIA PROCTOR  
FR • G • 5-8  
SCHERTZ, TEXAS



13

SARAI ESTUPIÑAN  
JR • G • 5-5  
CEDAR PARK, TEXAS



20

MAYA LINTON  
SO • F • 5-11  
DUNCANVILLE, TEXAS



21

CHEYENNE ROWE  
SO • F • 6-2  
AJAX, ONTARIO, CANADA



22

KYRA WHITE  
SR • G • 5-9  
SAN ANTONIO, TEXAS



23

KYLEIGH MCGUIRE  
SR • F • 5-11  
HOUSTON, TEXAS



25

IDARA UDO  
FR • F • 6-1  
PLANO, TEXAS



30

NISSA SAM-GRANT  
SR • C • 6-4  
TORONTO, ONTARIO, CANADA



32

JORDYN JENKINS  
SR • F • 6-0  
KENT, WASHINGTON



HC

KAREN  
ASTON



AC

JAMIE  
CAREY



AC

EMPRESS  
DAVENPORT



AC

CAMERON  
MILES



# ROSTER ANALYSIS

## NUMERICAL ROSTER

#	NAME	POS	HT	YR.	EXP	HOMETOWN / PREVIOUS SCHOOL
0	Elyssa Coleman	F	6-3	R-Jr.	2L	Houston, Texas/Atascocita HS/Texas
1	Hailey Atwood	G	5-8	GS.	2L	Austin, Texas/Bowie HS/Blinn CC
2	Alexis Parker	G	5-9	So.	1L	San Antonio, Texas/Brandeis HS
3	Emma Lucio	G	5-9	Fr.	HS	Edinburg, Texas / Robert Vela HS
4	Siena Guttadauro	G	5-6	So.	2L	San Jose, Calif./Archbishop Mitty HS
5	Madison Cockrell	G	5-4	So.	1L	Dallas, Texas/Bishop Lynch HS
11	Sidney Love	G	5-8	So.	1L	Cibolo, Texas/Steele HS
12	Aysia Proctor	G	5-8	Fr.	HS	Schertz, Texas / Samuel Clemens HS
13	Sarai Estupiñan	G	5-5	Jr.	TR	Cedar Park, Texas / St. Mary's (TX) / Tallahassee CC
20	Maya Linton	F	6-0	So.	1L	Duncanville, Texas/Duncanville HS
21	Cheyenne Rowe	F	6-2	So.	TR	Ajax, Ontario / Bill Crothers Secondary School / JMU
22	Kyra White	G	5-9	Sr.	1L	Converse, Texas/Judson HS/Southern California
23	Kyleigh McGuire	F	5-10	Sr.	3L	Houston, Texas/Atascocita HS
25	Idara Udo	F	6-1	Fr.	HS	Plano, Texas / Plano East HS
30	Nissa Sam-Grant	C	6-4	Sr.	1L	Marietta, Ga./Wheeler HS/Panola CC
32	Jordyn Jenkins	F	6-0	Sr.	1L	Kent, Wash./Kentridge HS/Southern California

## ALPHABETICAL ROSTER

#	NAME	POS	HT	YR.	EXP	HOMETOWN / PREVIOUS SCHOOL
1	Hailey Atwood	G	5-8	GS.	2L	Austin, Texas/Bowie HS/Blinn CC
5	Madison Cockrell	G	5-4	So.	1L	Dallas, Texas/Bishop Lynch HS
0	Elyssa Coleman	F	6-3	R-Jr.	2L	Houston, Texas/Atascocita HS/Texas
13	Sarai Estupiñan	G	5-5	Jr.	TR	Cedar Park, Texas / St. Mary's (TX) / Tallahassee CC
4	Siena Guttadauro	G	5-6	So.	2L	San Jose, Calif./Archbishop Mitty HS
32	Jordyn Jenkins	F	6-0	Sr.	1L	Kent, Wash./Kentridge HS/Southern California
20	Maya Linton	F	6-0	So.	1L	Duncanville, Texas/Duncanville HS
11	Sidney Love	G	5-8	So.	1L	Cibolo, Texas/Steele HS
3	Emma Lucio	G	5-9	Fr.	HS	Edinburg, Texas / Robert Vela HS
23	Kyleigh McGuire	F	5-10	Sr.	3L	Houston, Texas/Atascocita HS
2	Alexis Parker	G	5-9	So.	1L	San Antonio, Texas/Brandeis HS
12	Aysia Proctor	G	5-8	Fr.	HS	Schertz, Texas / Samuel Clemens HS
21	Cheyenne Rowe	F	6-2	So.	TR	Ajax, Ontario / Bill Crothers Secondary School / JMU
30	Nissa Sam-Grant	C	6-4	Sr.	1L	Marietta, Ga./Wheeler HS/Panola CC
25	Idara Udo	F	6-1	Fr.	HS	Plano, Texas / Plano East HS
22	Kyra White	G	5-9	Sr.	1L	Converse, Texas/Judson HS/Southern California

### ROSTER BREAKDOWN

BY CLASS	BY POSITION	BY STATE
Graduate Student (1) ..... Atwood	Guard (9) ..... Atwood, Parker, Guttadauro, Cockrell, Love, White, Lucio, Proctor, Estupiñan	Texas (12) ..... Atwood, Estupiñan, Love, White, Cockrell, Linton, Lucio, McGuire, Coleman, Udo, Parker, Proctor
Senior (4) ..... Jenkins, McGuire, Sam-Grant, White	Forward (6) ..... Coleman, Jenkins, Udo, Rowe, Linton, McGuire	Ontario, Canada (2) ..... Rowe, Sam-Grant
Junior (2) ..... Coleman, Estupiñan	Center (1) ..... Sam-Grant	California (1) ..... Guttadauro
Sophomore (6) ..... Love, Parker, Guttadauro, Cockrell, Linton, Rowe		Washington (1) ..... Jenkins
Freshman (3) ..... Lucio, Proctor, Udo		

### PRONUNCIATION GUIDE

FIRST	LAST
0 Elyssa Coleman	alyssa
4 Siena Guttadauro	Goo-tuh-DAR (like far)-roh
12 Aysia Proctor	Asia
13 Sarai Estupiñan	eh-stew-pin-yawn
22 Kyra White	KEER-uh
30 Nissa Sam-Grant	NEE-suh

*Visit [gouts.com/wbbnames](http://gouts.com/wbbnames) to listen to audio pronunciations*

- Head Coach: Karen Aston (Third season • Little Rock, 1987)
- Associate Head Coach: Jamie Carey (Third season • Texas, 2004)
- Assistant Coach: Empress Davenport (Third season • Texas, 2016)
- Assistant Coach: Cameron Miles (Third season • San Diego, 2013)
- Director of Operations: Chantel Govan (First season • UTSA, 2022)
- Athletic Trainer: Tam-Anh Nguyen (First season • Texas, 2019)
- Director of Basketball Performance: Carl Austin III (Third season • UTSA, 2018)
- Player Development Coordinator: Sophia Ramos (First season • San Diego State, 2022)
- Graduate Assistant: Angel Almaguer (First Season • UTSA 2022)

# 2023-24 COMBINED STATS

## Game Records

Record	Overall	Home	Away	Neutral
ALL GAMES	11-9	6-2	5-7	0-0
CONFERENCE	5-4	4-0	1-4	0-0
NON-CONFERENCE	6-5	2-2	4-3	0-0

## Score by Periods

Team	1st	2nd	3rd	4th	OT	TOT
UTSA	294	302	328	315	56	1295
Opponents	297	333	307	297	48	1282

## Team Box Score

No.	Player				Total		3-Point		F-Throw		Rebounds											
		GP-GS	MIN	AVG	FG-FGA	FG%	3FG-3FGA	3FG%	FT-FTA	FT%	OFF	DEF	TOT	AVG	PF	DQ	A	TO	BLK	STL	PTS	AVG
0	COLEMAN, Alyssa	20-19	550:29	27.5	99-218	.454	3-10	.300	25-40	.625	44	107	151	7.6	61	5	15	39	34	13	226	11.3
22	WHITE, Kyra	20-20	700:23	35.0	80-249	.321	28-101	.277	33-50	.660	18	99	117	5.9	41	0	103	67	25	23	221	11.1
11	LOVE, Sidney	20-20	608:13	30.4	76-202	.376	15-56	.268	49-60	.817	15	53	68	3.4	55	1	57	58	2	26	216	10.8
12	PROCTOR, Aysia	19-9	469:32	24.7	81-172	.471	22-52	.423	9-16	.563	28	79	107	5.6	32	1	25	41	7	12	193	10.2
25	UDO, Idara	20-12	434:09	21.7	65-136	.478	0-0	.000	34-60	.567	74	57	131	6.6	58	2	16	35	19	10	164	8.2
20	LINTON, Maya	18-9	324:06	18.0	22-61	.361	3-11	.273	20-35	.571	37	47	84	4.7	52	3	7	19	0	21	67	3.7
4	GUTTADAURO, Siena	14-0	151:59	10.9	13-43	.302	11-35	.314	1-2	.500	5	12	17	1.2	9	0	9	17	0	0	38	2.7
23	MCGUIRE, Kyleigh	10-0	70:10	7.0	10-16	.625	0-0	.000	3-4	.750	6	9	15	1.5	11	0	5	6	0	1	23	2.3
21	ROWE, Cheyenne	18-0	184:24	10.2	15-36	.417	0-1	.000	10-17	.588	27	27	54	3.0	16	0	6	6	2	2	40	2.2
5	COCKRELL, Madison	15-0	117:41	7.8	9-29	.310	6-15	.400	5-5	1.000	4	16	20	1.3	14	0	8	12	1	10	29	1.9
1	ATWOOD, Hailey	19-8	249:04	13.1	12-30	.400	3-11	.273	4-5	.800	9	22	31	1.6	30	0	17	25	2	6	31	1.6
3	LUCIO, Emma	8-0	85:10	10.6	4-25	.160	2-16	.125	3-8	.375	2	8	10	1.3	7	0	5	11	0	1	13	1.6
2	PARKER, Alexis	14-3	128:12	9.2	6-29	.207	0-10	.000	8-19	.421	7	10	17	1.2	11	0	6	12	2	4	20	1.4
30	SAM-GRANT, Nissa	10-0	51:29	5.1	7-10	.700	0-0	.000	0-0	.000	3	8	11	1.1	3	0	1	3	7	0	14	1.4
Team											45	55	100					18				
<b>Total</b>		<b>20</b>	<b>4125</b>		<b>499-1256</b>	<b>.397</b>	<b>93-318</b>	<b>.292</b>	<b>204-321</b>	<b>.636</b>	<b>324</b>	<b>609</b>	<b>933</b>	<b>46.7</b>	<b>400</b>	<b>12</b>	<b>280</b>	<b>369</b>	<b>101</b>	<b>129</b>	<b>1295</b>	<b>64.8</b>
<b>Opponents</b>		<b>20</b>	<b>4125</b>		<b>436-1227</b>	<b>.355</b>	<b>130-430</b>	<b>.302</b>	<b>280-419</b>	<b>.668</b>	<b>241</b>	<b>478</b>	<b>719</b>	<b>36.0</b>	<b>336</b>	<b>5</b>	<b>253</b>	<b>266</b>	<b>74</b>	<b>173</b>	<b>1282</b>	<b>64.1</b>

## Team Statistics

	UTSA	OPP
<b>Scoring</b>	<b>1295</b>	<b>1282</b>
Points per game	64.8	64.1
Scoring margin	+0.7	-
<b>Field goals-att</b>	<b>499-1256</b>	<b>436-1227</b>
Field goal pct	.397	.355
<b>3 point fg-att</b>	<b>93-318</b>	<b>130-430</b>
3-point FG pct	.292	.302
3-pt FG made per game	4.7	6.5
<b>Free throws-att</b>	<b>204-321</b>	<b>280-419</b>
Free throw pct	.636	.668
F-Throws made per game	10.2	14.0
<b>Rebounds</b>	<b>933</b>	<b>719</b>
Rebounds per game	46.7	36.0
Rebounding margin	+10.7	-
<b>Assists</b>	<b>280</b>	<b>253</b>
Assists per game	14.0	12.7
<b>Turnovers</b>	<b>369</b>	<b>266</b>
Turnovers per game	18.5	13.3
Turnover margin	-5.2	-
Assist/turnover ratio	0.8	1.0
<b>Steals</b>	<b>129</b>	<b>173</b>
Steals per game	6.5	8.7
<b>Blocks</b>	<b>101</b>	<b>74</b>
Blocks per game	5.1	3.7
<b>Winning streak</b>	<b>1</b>	<b>-</b>
Home win streak	4	-
<b>Attendance</b>	<b>7117</b>	<b>17035</b>
Home games-Avg/Game	8-890	12-1420
Neutral site-Avg/Game	-	0-0

## Team Results

Date	Opponent	Score	Att.
11/06/2023	at Arizona St.	L 55-70	821
11/10/2023	New Mexico St.	W 58-55	712
11/15/2023	at A&M-Corpus Christi	Wot 66-59	779
11/18/2023	at UT Arlington	W 70-66	832
11/20/2023	at Texas Tech	L 58-63	4155
11/25/2023	at Sam Houston	W 63-56	235
11/30/2023	Texas St.	Lot 57-65	1535
12/03/2023	UTEP	W 90-66	926
12/14/2023	Houston	L 64-66	869
12/17/2023	at Oregon	L 48-61	5549
12/19/2023	at Seattle U	W 75-64	339
12/30/2023	at Temple	L 58-71	1324
01/02/2024	at East Carolina	L 54-82	956
01/06/2024	Wichita St.	W 74-60	722
01/10/2024	at Fla. Atlantic	W 73-60	243
01/14/2024	Charlotte	Wot2 81-80	671
01/16/2024	South Fla.	W 65-42	758
01/21/2024	at UAB	L 53-54	406
01/27/2024	at SMU	L 58-75	1396
01/31/2024	North Texas	Wot 75-67	924



# 2023-24 NCAA RANKING SUMMARY

Statistic	National Rank	Conference Rank	Value	National Leader	Value	Conference Leader	Value
Assist/Turnover Ratio (348 ranked)	215	9	0.76	Michigan St.	1.79	SMU	1.00
Assists Per Game (348 ranked)	126	6	14.0	Utah	21.1	Tulane	15.8
Bench Points Per Game (348 ranked)	182	10	18.3	Murray St.	40.0	Rice	24.8
Blocks Per Game (348 ranked)	19	1	5.0	South Carolina	8.6	UTSA	5.0
Field Goal Percentage (348 ranked)	214	7	39.7	UConn	51.8	North Texas	46.4
Field Goal Percentage Defense (348 ranked)	15	1	35.5	South Carolina	30.8	UTSA	35.5
Fouls Per Game (348 ranked)	318	12	20.0	Dartmouth	10.3	UAB	14.8
Free Throw Attempts Per Game (348 ranked)	204	11	16.05	LSU	28.41	North Texas	25.29
Free Throw Percentage (348 ranked)	330	13	63.6	Creighton	81.8	UAB	77.8
Free Throws Made Per Game (348 ranked)	268	14	10.20	LSU	20.86	North Texas	17.33
Rebound Margin (348 ranked)	12	1	10.7	UCLA	16.3	UTSA	10.7
Rebounds (Defensive) Per Game (348 ranked)	10	1	30.4	South Carolina	33.8	UTSA	30.4
Rebounds (Offensive) Per Game (348 ranked)	10	3	16.2	Ga. Southern	18.5	Memphis	17.0
Rebounds Per Game (348 ranked)	3	1	46.65	Ga. Southern	47.91	UTSA	46.65
Scoring Defense (348 ranked)	176	7	64.1	VCU	51.2	South Fla.	58.9
Scoring Margin (348 ranked)	190	10	0.6	South Carolina	35.1	North Texas	13.4
Scoring Offense (348 ranked)	186	10	64.8	Iowa	91.8	North Texas	75.3
Steals Per Game (348 ranked)	287	12	6.4	West Virginia	14.6	East Carolina	12.0
Three Point Attempts Per Game (348 ranked)	278	12	15.9	Marshall	31.0	Tulsa	25.6
Three Point Percentage (348 ranked)	233	10	29.2	South Carolina	41.7	UAB	34.9
Three Point Percentage Defense (348 ranked)	147	10	30.2	Wofford	22.4	North Texas	25.2
Three Pointers Per Game (348 ranked)	277	12	4.6	Utah	11.4	UAB	8.2
Turnover Margin (348 ranked)	336	14	-5.15	West Virginia	9.30	East Carolina	5.95
Turnovers Forced Per Game (348 ranked)	321	13	13.30	Niagara	25.77	East Carolina	23.95
Turnovers Per Game (348 ranked)	294	13	18.4	Colorado St.	9.0	Temple	14.4
Winning Percentage (348 ranked)	158	9	55.0	South Carolina	100.0	North Texas	81.0

Statistic	Player	National Rank	Conference Rank	Value	National Leader	Value	Conference Leader	Value
Assist/Turnover Ratio (250 ranked)	Kyra White	144	6	1.54	Kiara Jackson, UNLV	3.63	Aleah Nelson, Temple	1.98
Assists (147 ranked)	Kyra White	47	2	103	Caitlin Clark, Iowa	170	Denim DeShields, UAB	106
Assists Per Game (249 ranked)	Kyra White	39	1	5.2	Caitlin Clark, Iowa	7.7	Kyra White, UTSA	5.2
Blocks (136 ranked)	Elyssa Coleman	53	2	34	Abby Muse, Boise St.	74	Amirah Abdur-Rahim, SMU	38
Blocks Per Game (250 ranked)	Elyssa Coleman	57	2	1.70	Lucy Cochrane, Portland	3.38	Amirah Abdur-Rahim, SMU	1.81
	Kyra White	124	7	1.25				
	Idara Udo	234	13	0.95				
Double Doubles (49 ranked)					Lauren Gustin, BYU	20	Mia Moore, UAB	10
Field Goal Attempts (150 ranked)					Caitlin Clark, Iowa	483	Temira Poindexter, Tulsa	390
Field Goal Percentage (250 ranked)					Lauren Betts, UCLA	68.3	Tommisha Lampkin, North Texas	64.0
Field Goals (145 ranked)					Caitlin Clark, Iowa	234	Temira Poindexter, Tulsa	159
Free Throw Attempts (149 ranked)					Angel Reese, LSU	166	Tiara Young, SMU	148
Free Throw Percentage (249 ranked)					Maya McDermott, UNI	95.6	Destiny Jackson, Rice	91.1
Free Throws (149 ranked)					Izzy Higginbottom, Arkansas St.	130	DesiRay Kernal, North Texas	106
Minutes Per Game (150 ranked)	Kyra White	48	2	35.02	Megan McConnell, Duquesne	38.64	Madison Griggs, Memphis	35.86
Points (198 ranked)					Caitlin Clark, Iowa	707	Temira Poindexter, Tulsa	436
Points Per Game (249 ranked)					Caitlin Clark, Iowa	32.1	Temira Poindexter, Tulsa	19.8
Rebounds (150 ranked)	Elyssa Coleman	148	11	151	Lauren Gustin, BYU	334	Daniela Abies, Wichita St.	191
Rebounds (Defensive) Per Game (29 ranked)					Lauren Gustin, BYU	10.1		
Rebounds (Offensive) Per Game (29 ranked)	Idara Udo	29	4	3.7	Angel Reese, LSU	5.8	Alasia Smith, Memphis	4.0
Rebounds Per Game (250 ranked)	Elyssa Coleman	144	8	7.6	Lauren Gustin, BYU	15.2	Mia Moore, UAB	9.4
Steals (146 ranked)					Hannah Hidalgo, Notre Dame	103	Danae McNeal, East Carolina	68
Steals Per Game (249 ranked)					Hannah Hidalgo, Notre Dame	5.15	Danae McNeal, East Carolina	3.40
Three Point Attempts (148 ranked)					Caitlin Clark, Iowa	287	Vittoria Blasigh, South Fla.	173
Three Point Percentage (168 ranked)					Te-Hina Paopao, South Carolina	49.5	Mya Perry, Fla. Atlantic	44.4
Three Pointers (143 ranked)					Caitlin Clark, Iowa	115	Delanie Crawford, Tulsa	61
Three Pointers Per Game (246 ranked)					Caitlin Clark, Iowa	5.23	Mya Perry, Fla. Atlantic	2.89
Triple Doubles (6 ranked)					Caitlin Clark, Iowa	4		

# 2023-24 ROADRUNNER TRACKER

## CAREER TRACKER

## UTSA RECORDS

1500 POINTS		100 STEALS		POINTS		CAREER POINTS		SEASON	
Jordyn Jenkins*	1,137 (659 at UTSA)	Kyra White*	106 (57 at UTSA)	1. Starlite Williams, 1983-87	1,607	1. <b>Jordyn Jenkins 2022-23</b>	659		
Hailey Atwood*	1,003 (250 at UTSA)	Hailey Atwood*	96 (33 at UTSA)	2. Angel Singleton, 1994-98	1,565	2. Tammy Rogers, 1990-91	583		
<b>1000 POINTS</b>		Jordyn Jenkins*	77 (41 at UTSA)	3. Margaret Martinovich, 1981-85	1,480	3. Starlite Williams, 1986-87	538		
Elyssa Coleman	763	Sidney Love	63	4. Monica Gibbs, 2005-09	1,460	4. Loryn Goodwin, 2016-17	525		
Kyra White*	608 (470 at UTSA)	<b>50 STEALS</b>		5. Tisha Boldt, 1986-91	1,379	5. Monica Gibbs, 2008-09	514		
Sidney Love	507	Sarai Estupiñan*	44 (0 at UTSA)	6. Kamra King, 2011-15	1,367	6. Starlite Williams, 1984-85	493		
<b>500 POINTS</b>		Elyssa Coleman	42	7. Tammy Rogers, 1987-91	1,343	7. Vivian Ewalefo, 2006-07	480		
Sarai Estupiñan*	396 (0 at UTSA)	Maya Linton	34	8. Michelle Martin, 1989-93	1,192	8. Margaret Martinovich, 1982-83	469		
Nissa Sam-Grant*	266 (14 at UTSA)	Nissa Sam-Grant*	25 (0 at UTSA)	9. Sharon Wilson, 1985-89	1,173	9. Valerie Wells, 1983-84	452		
Aysia Proctor	193	Madison Cockrell	20	10. Tesha Smith, 2013-17	1,169	10. Margaret Martinovich, 1984-85	451		
Idara Udo	164	Alexis Parker	15	<b>REBOUNDS</b>		<b>CAREER REBOUNDS</b>		<b>SEASON</b>	
Maya Linton	133	Aysia Proctor	12	1. Monica Gibbs, 2005-09	990	1. Onika Anderson, 2008-09	351		
Siena Guttadauro	109	Idara Udo	10	2. Tesha Smith, 2013-17	800	2. Monica Gibbs, 2008-09	309		
<b>100 POINTS</b>		Siena Guttadauro	9	3. Margaret Martinovich, 1981-85	778	3. Ryba Pawlaczyk, 2008-09	297		
Kyleigh McGuire	89	Kyleigh McGuire	7	4. Angel Singleton, 1993-98	730	4. Marie Benson, 2018-19	289		
Madison Cockrell	84	Cheyenne Rowe*	4 (2 at UTSA)	5. Marie Benson, 2016-19	680	5. Cindy Pavell, 1981-82	271		
Cheyenne Rowe*	78 (40 at UTSA)	Emma Lucio	1	6. Tisha Boldt, 1986-91	675	6. Ashleigh Franklin, 2009-10	268		
Alexis Parker	70	<b>250 BLOCKS</b>		7. Starlite Williams, 83-87	636	7. Tisha Boldt, 1987-88	262		
Emma Lucio	13	Nissa Sam-Grant*	133 (7 at UTSA)	8. Akunna Elonu, 2012-15	607	8. Marie Benson, 2017-18	249		
<b>1000 REBOUNDS</b>		Elyssa Coleman	129	9. Michelle Martin, 1989-93	590	9. Margaret Martinovich, 1982-83	247		
Hailey Atwood*	551 (246 at UTSA)	<b>100 BLOCKS</b>		10. Onika Anderson, 2007-09	579	10. Monica Gibbs, 2007-08	246		
Elyssa Coleman	509	Kyra White*	77 (52 at UTSA)	<b>ASSISTS</b>		<b>CAREER ASSISTS</b>		<b>SEASON</b>	
<b>500 REBOUNDS</b>		Jordyn Jenkins*	67 (36 at UTSA)	1. Monica Gibbs, 2005-09	693	1. Monica Gibbs, 2008-09	221		
Jordyn Jenkins*	476 (240 at UTSA)	<b>50 BLOCKS</b>		2. Tammy Rogers, 1987-91	377	2. Joyce Howard, 1997-98	201		
Kyra White*	408 (277 at UTSA)	Hailey Atwood*	32 (12 at UTSA)	3. Rhonda Hoffman, 1983-87	375	3. Monica Gibbs, 2007-08	195		
Nissa Sam-Grant*	403 (11 at UTSA)	Idara Udo	19	4. Sharon Wilson, 1985-89	355	4. Tammy Rogers, 1990-91	188		
Maya Linton	194	<b>10 BLOCKS</b>		5. Joyce Howard, 1996-98	333	5. Shelley Seale, 1982-83	173		
Sidney Love	174	Maya Linton	8	6. Shelley Seale, 1981-83	296	6. <b>Kyra White, 2022-23</b>	143		
Idara Udo	131	Aysia Proctor	7	7. Kim Reed, 2001-05	272	7. Monica Gibbs, 2006-07	139		
Aysia Proctor	107	Sidney Love	6	8. Karen Kroen, 1983-87	263	8. Monica Gibbs, 2005-06	138		
Kyleigh McGuire	100	Cheyenne Rowe*	6 (2 at UTSA)	9. Kim Maxwell, 1981-84	259	9. Loryn Goodwin, 2016-17	134		
<b>100 REBOUNDS</b>		Kyleigh McGuire	3	10. Karrington Donald, 2017-21	252	10. Joyce Howard, 1996-97	132		
Sarai Estupiñan*	99 (0 at UTSA)	Alexis Parker	3	<b>STEALS</b>		<b>CAREER STEALS</b>		<b>SEASON</b>	
Cheyenne Rowe*	93 (54 at UTSA)	Siena Guttadauro	1	1. Starlite Williams, 1983-87	281	1. Loryn Goodwin, 2016-17	94		
Siena Guttadauro	49	Madison Cockrell	1	2. Kamra King, 2011-15	240	2. Starlite Williams, 1986-87	92		
Madison Cockrell	45	Includes totals from previous schools		3. Michelle Martin, 1989-93	227	3. Jady Pimentel, 2021-22	83		
Alexis Parker	45			4. Sharon Wilson, 1985-89	223	4. Joyce Howard, 1997-98	79		
Emma Lucio	10			5. Rhonda Hoffman, 1983-87	222	5. Michelle Martin, 1991-92	76		
<b>500 ASSISTS</b>				6. Monica Gibbs, 2005-09	207	6. Michelle Martin, 1992-93	76		
Kyra White*	373 (246 at UTSA)			7. Terrie Davis, 2004-08	173	7. Tammy Rogers, 1990-91	74		
Hailey Atwood*	230 (72 at UTSA)			8. Tammy Rogers, 1987-91	165	8. Sharon Wilson, 1988-89	71		
Sarai Estupiñan*	137 (0 at UTSA)			9. Ashley Spaletta, 2011-15	153	9. Starlite Williams, 1983-84	70		
Sidney Love	124			10. Crystal Chidomere, 2014-18	150	10. Valerie Wells, 1983-84	69		
<b>100 ASSISTS</b>						Amber Prose, 2000-01	69		
Jordyn Jenkins*	90 (49 at UTSA)			<b>BLOCKS</b>		<b>CAREER BLOCKS</b>		<b>SEASON</b>	
Nissa Sam-Grant*	47 (1 at UTSA)			1. Elyssa Coleman, 2021-Pres.	129	1. Alysse Davis, 2010-11	78		
Elyssa Coleman	46			2. Whitney Wright, 2009-13	105	2. Kim Duncan, 1984-85	57		
Siena Guttadauro	29			3. Alysse Davis, 2008-11	98	3. <b>Elyssa Coleman, 2022-23</b>	57		
Aysia Proctor	25			4. Marie Benson, 2016-19	94	4. Ryba Pawlaczyk, 2008-09	56		
Alexis Parker	24			5. Kim Duncan, 1983-85	93	5. Mantha Emory, 1994-95	50		
Madison Cockrell	23			6. Starlite Williams, 1983-87	88	6. Whitney Wright, 2011-12	48		
Maya Linton	20			7. Timea Toth, 2016-20	87	7. Timea Toth, 2019-20	44		
Idara Udo	16			8. Mantha Emory, 1993-95	81	8. Keelah Wilson, 1999-00	41		
Kyleigh McGuire	12			9. Tesha Smith, 2013-17	72	9. Whitney Wright, 2012-13	39		
Cheyenne Rowe*	8 (6 at UTSA)			10. Lacy Mingee, 2001-06	70	10. <b>Elyssa Coleman, 2021-22</b>	38		
Emma Lucio	5								

# PLAYER GAME-BY-GAME STATISTICS

0

**ELYSSA COLEMAN**



Redshirt Junior • Forward • 6-3 • Houston, Texas • Atascocita HS • Texas

### Coleman's Career and 2023-24 Game Highs

Career / Last	Category	2023-24 / Last
32 / January 6, 2024 vs Wichita State	Points	32 / January 6, 2024 vs Wichita State
19 / January 6, 2024 vs Wichita State	Rebounds	19 / January 6, 2024 vs Wichita State
3 / December 19, 2022	Assists	2, 2x / January 31, 2024 vs North Texas
2, 9x / January 31, 2024 vs North Texas	Steals	2, 3x / January 31, 2024 vs North Texas
6 / January 21, 2023 at FIU	Blocks	4, 2x / January 31, 2024 vs North Texas
14 / January 6, 2024 vs Wichita State	FG Made	14 / January 6, 2024 vs Wichita State
20 / January 6, 2024 vs Wichita State	FG Attempted	20 / January 6, 2024 vs Wichita State
1, 9x / January 26, 2024 at SMU	3PT Made	1, 2x / January 26, 2024 at SMU
3, 2x / January 31, 2024 vs North Texas	3PT Attempted	3 / January 31, 2024 vs North Texas
7 / March 10, 2022 vs Western Kentucky	FT Made	4, 2x / January 6, 2024 vs Wichita State
10 / March 10, 2022 vs Western Kentucky	FT Attempted	6, 2x / January 6, 2024 vs Wichita State
38 / March 10, 2022 vs Western Kentucky	Minutes	36 / January 31, 2024 vs North Texas

## #0 COLEMAN, Elyssa

### 2023-24 STATISTICS

Opponent	Date	GS	MIN	Total		3-Pointers		Free throws		Rebounds				PF	A	TO	BLK	STL	PTS	AVG	
				FG-FGA	PCT	3FG-3FGA	PCT	FT-FTA	PCT	OFF	DEF	TOT	AVG								
at Arizona St.	11/06/2023	*	10:23	0-6	.000	0-0	.000	0-0	.000	1	1	2	2.0	5	0	2	1	0	0	0.0	
New Mexico St.	11/10/2023	*	26:06	3-9	.333	0-1	.000	1-1	1.000	2	5	7	4.5	2	0	4	4	1	7	3.5	
at A&M-Corpus Christi	11/15/2023	*	29:07	7-13	.538	0-0	.000	0-0	.000	1	3	4	4.3	5	0	3	1	1	14	7.0	
at UT Arlington	11/18/2023	*	26:04	2-6	.333	0-1	.000	0-0	.000	2	6	8	5.3	2	1	3	2	0	4	6.3	
at Texas Tech	11/20/2023	*	27:45	3-8	.375	0-0	.000	0-2	.000	2	6	8	5.8	2	0	4	3	0	6	6.2	
at Sam Houston	11/25/2023	*	31:55	8-13	.615	0-0	.000	1-4	.250	3	3	6	5.8	5	0	1	3	2	17	8.0	
Texas St.	11/30/2023	*	33:11	4-13	.308	0-0	.000	3-4	.750	2	7	9	6.3	2	1	1	2	0	11	8.4	
UTEP	12/03/2023	*	25:01	11-13	.846	1-1	1.000	0-0	.000	2	6	8	6.5	3	0	3	1	0	23	10.3	
Houston	12/14/2023	*	28:40	3-6	.500	0-0	.000	0-0	.000	1	6	7	6.6	3	1	0	0	1	6	9.8	
at Oregon	12/17/2023	*	28:39	3-17	.176	0-0	.000	1-2	.500	7	6	13	7.2	2	0	1	0	1	7	9.5	
at Seattle U	12/19/2023	*	29:24	7-12	.583	0-0	.000	4-4	1.000	2	7	9	7.4	4	1	2	2	1	18	10.3	
at Temple	12/30/2023	*	32:27	5-11	.455	0-0	.000	1-1	1.000	1	6	7	7.3	3	1	0	2	0	11	10.3	
at East Carolina	01/02/2024	*	24:48	4-13	.308	0-1	.000	3-6	.500	4	0	4	7.1	5	1	4	1	2	11	10.4	
Wichita St.	01/06/2024	*	30:49	14-20	.700	0-0	.000	4-6	.667	6	13	19	7.9	3	1	1	3	1	32	11.9	
at Fla. Atlantic	01/10/2024	*	28:34	8-11	.727	0-0	.000	0-0	.000	3	7	10	8.1	2	1	1	2	0	16	12.2	
Charlotte	01/14/2024	*	30:00	5-12	.417	0-1	.000	2-2	1.000	0	3	3	7.8	5	2	2	1	0	12	12.2	
South Fla.	01/16/2024	*	14:14	0-2	.000	0-0	.000	2-4	.500	0	4	4	7.5	4	0	1	1	0	2	11.6	
at UAB	01/21/2024	*	34:10	4-11	.364	1-1	1.000	0-0	.000	2	6	8	7.6	2	1	2	1	1	9	11.4	
at SMU	01/27/2024		22:25	4-8	.500	1-1	1.000	2-2	1.000	2	4	6	7.5	1	2	3	0	0	11	11.4	
North Texas	01/31/2024	*	36:47	4-14	.286	0-3	.000	1-2	.500	1	8	9	7.6	1	2	1	4	2	9	11.3	
<b>Totals</b>			<b>19</b>	<b>550:29</b>	<b>99-218</b>	<b>.454</b>	<b>3-10</b>	<b>.300</b>	<b>25-40</b>	<b>.625</b>	<b>44</b>	<b>107</b>	<b>151</b>	<b>7.6</b>	<b>61</b>	<b>15</b>	<b>39</b>	<b>34</b>	<b>13</b>	<b>226</b>	<b>11.3</b>

### Player Averages

Games Played	Minutes/game	Points/game	FG Pct	3FG Pct	FT Pct	Rebounds/game	Assists/game	Turnovers/game	Assist/Turnover ratio	Steals/game	Blocks/game
20	27.5	11.3	45.4	30.0	62.5	7.6	0.8	2.0	0.4	0.7	1.7

# PLAYER GAME-BY-GAME STATISTICS

1

**HAILEY ATWOOD**

Graduate Student • Guard • 5-8 • Austin, Texas • James Bowie HS • Blinn College



Atwood's NCAA Career and 2023-24 Game Highs

Career / Last	Category	2023-24 / Last
13 / February 25, 2023 vs FIU	Points	8 / December 19, 2023 at Seattle U
8, 2x / February 17, 2022 vs Southern Miss	Rebounds	4, 2x / January 16, 2024 vs South Florida
5 / February 23, 2023 vs Florida Atlantic	Assists	3, 2x / January 31, 2024 vs North Texas
3, 2x / February 23, 2023 vs Florida Atlantic	Steals	2 / January 2, 2024 at East Carolina
1, 12x / January 26, 2024 at SMU	Blocks	1, 2x / January 26, 2024 at SMU
6 / February 2, 2023 vs Western Kentucky	FG Made	4 / December 19, 2023 at Seattle U
12 / February 25, 2023 vs FIU	FG Attempted	7 / December 19, 2023 at Seattle U
2, 2x / February 25, 2023 vs FIU	3PT Made	1, 3x / January 14, 2024 vs Charlotte
5 / February 25, 2023 vs FIU	3PT Attempted	3 / January 14, 2024 vs Charlotte
2, 11x / November 24, 2023 at Sam Houston	FT Made	2 / November 24, 2023 at Sam Houston
3, 2x / February 23, 2023 vs Florida Atlantic	FT Attempted	2, 2x / January 2, 2024 at East Carolina
34 / March 10, 2022 vs Western Kentucky	Minutes	24 / December 19, 2023 at Seattle U

2023-24 STATISTICS

#1 ATWOOD, Hailey

Opponent	Date	GS	MIN	Total		3-Pointers		Free throws		Rebounds				PF	A	TO	BLK	STL	PTS	AVG
				FG-FGA	PCT	3FG-3FGA	PCT	FT-FTA	PCT	OFF	DEF	TOT	AVG							
at Arizona St.	11/06/2023	*	16:39	0-2	.000	0-0	.000	0-0	.000	1	0	1	1.0	2	0	3	0	0	0	0.0
New Mexico St.	11/10/2023	*	19:46	0-2	.000	0-1	.000	0-0	.000	0	1	1	1.0	2	0	2	0	0	0	0.0
at A&M-Corpus Christi	11/15/2023		02:47	0-1	.000	0-0	.000	0-0	.000	0	0	0	0.7	3	0	1	0	0	0	0.0
at UT Arlington	11/18/2023		10:11	0-0	.000	0-0	.000	0-0	.000	0	2	2	1.0	1	1	0	0	0	0	0.0
at Texas Tech	11/20/2023		03:13	0-0	.000	0-0	.000	0-0	.000	0	2	2	1.2	0	0	2	0	0	0	0.0
at Sam Houston	11/25/2023		10:27	0-1	.000	0-0	.000	2-2	1.000	2	1	3	1.5	3	1	1	1	0	2	0.3
Texas St.	11/30/2023		06:02	0-0	.000	0-0	.000	0-0	.000	0	1	1	1.4	1	1	0	0	0	0	0.3
UTEP	12/03/2023	*	18:22	1-2	.500	0-0	.000	0-0	.000	0	1	1	1.4	1	2	2	0	0	2	0.5
Houston	12/14/2023	*	15:24	0-1	.000	0-1	.000	0-0	.000	0	2	2	1.4	0	2	3	0	0	0	0.4
at Oregon	12/17/2023	*	12:08	0-0	.000	0-0	.000	0-0	.000	1	1	2	1.5	1	1	3	0	0	0	0.4
at Seattle U	12/19/2023	*	24:38	4-7	.571	0-1	.000	0-0	.000	0	1	1	1.5	2	1	1	0	1	8	1.1
at Temple	12/30/2023	*	08:28	1-1	1.000	0-0	.000	0-0	.000	1	0	1	1.4	3	0	1	0	1	2	1.2
at East Carolina	01/02/2024	*	14:46	1-1	1.000	1-1	1.000	1-2	.500	1	3	4	1.6	1	3	2	0	2	4	1.4
at Fla. Atlantic	01/10/2024		09:06	1-1	1.000	1-1	1.000	0-0	.000	1	0	1	1.6	1	1	0	0	1	3	1.5
Charlotte	01/14/2024		23:47	2-4	.500	1-3	.333	0-0	.000	1	0	1	1.5	3	1	1	0	0	5	1.7
South Fla.	01/16/2024		14:42	0-0	.000	0-0	.000	0-0	.000	0	4	4	1.7	2	0	1	0	0	0	1.6
at UAB	01/21/2024		15:17	0-1	.000	0-1	.000	0-0	.000	0	2	2	1.7	2	0	1	0	0	0	1.5
at SMU	01/27/2024		07:39	0-2	.000	0-1	.000	0-0	.000	0	0	0	1.6	1	0	0	1	0	0	1.4
North Texas	01/31/2024		15:43	2-4	.500	0-1	.000	1-1	1.000	1	1	2	1.6	1	3	1	0	1	5	1.6
<b>Totals</b>		<b>8</b>	<b>249:04</b>	<b>12-30</b>	<b>.400</b>	<b>3-11</b>	<b>.273</b>	<b>4-5</b>	<b>.800</b>	<b>9</b>	<b>22</b>	<b>31</b>	<b>1.6</b>	<b>30</b>	<b>17</b>	<b>25</b>	<b>2</b>	<b>6</b>	<b>31</b>	<b>1.6</b>

Player Averages

Games Played	Minutes/game	Points/game	FG Pct	3FG Pct	FT Pct	Rebounds/game	Assists/game	Turnovers/game	Assist/Turnover ratio	Steals/game	Blocks/game
19	13.1	1.6	40.0	27.3	80.0	1.6	0.9	1.3	0.7	0.3	0.1



# PLAYER GAME-BY-GAME STATISTICS

2

**ALEXIS PARKER**



Sophomore • Guard • 5-9 • San Antonio, Texas • Brandeis HS

**Parker's Career and 2023-24 Game Highs**

Career / Last	Category	2023-24 / Last
11 / December 19, 2022 at Houston.....	Points .....	6 / January 31, 2024 vs North Texas
5 / February 4, 2023 vs Middle Tennessee.....	Rebounds .....	4 / January 31, 2024 vs North Texas
3, 4x / November 15, 2023 at Texas A&M-Corpus Christi.....	Assists .....	3 / November 15, 2023 at Texas A&M-Corpus Christi
3 / December 19, 2022 at Houston.....	Steals .....	2 / November 18, 2023 at UT Arlington
1, 3x / January 31, 2024 vs North Texas.....	Blocks.....	1, 2x / January 31, 2024 vs North Texas
4 / December 19, 2022 at Houston.....	FG Made.....	2 / January 31, 2024 vs North Texas
7 / December 19, 2022 at Houston.....	FG Attempted.....	6, 2x / January 31, 2024 vs North Texas
1, 7x / February 11, 2023 vs UTEP.....	3PT Made.....	N/A
4 / February 11, 2023 vs UTEP.....	3PT Attempted.....	2, 2x / November 18, 2023 at UT Arlington
2, 12x / December 14, 2023 vs Houston.....	FT Made.....	2, 3x / January 31, 2024 vs North Texas
4, 2x / November 18, 2023 at UT Arlington.....	FT Attempted.....	4, 2x / November 18, 2023 at UT Arlington
31 / December 10, 2022 vs Idaho.....	Minutes.....	19, 2x / November 18, 2023 at UT Arlington

**#2 PARKER, Alexis**

**2023-24 STATISTICS**

Opponent	Date	GS	MIN	Total		3-Pointers		Free throws		Rebounds				PF	A	TO	BLK	STL	PTS	AVG
				FG-FGA	PCT	3FG-3FGA	PCT	FT-FTA	PCT	OFF	DEF	TOT	AVG							
at Arizona St.	11/06/2023		08:26	1-3	.333	0-1	.000	1-4	.250	0	0	0	0.0	0	0	1	0	0	3	3.0
New Mexico St.	11/10/2023		06:30	0-0	.000	0-0	.000	0-2	.000	0	0	0	0.0	0	0	0	0	0	0	1.5
at A&M-Corpus Christi	11/15/2023	*	19:24	0-3	.000	0-2	.000	0-0	.000	0	2	2	0.7	1	3	2	0	1	0	1.0
at UT Arlington	11/18/2023	*	19:52	1-6	.167	0-2	.000	2-4	.500	1	1	2	1.0	2	2	3	0	2	4	1.8
at Texas Tech	11/20/2023	*	19:01	2-3	.667	0-1	.000	0-0	.000	0	2	2	1.2	1	0	2	0	1	4	2.2
at Sam Houston	11/25/2023		07:47	0-0	.000	0-0	.000	0-2	.000	1	1	2	1.3	0	0	1	1	0	0	1.8
Texas St.	11/30/2023		12:21	0-3	.000	0-1	.000	0-0	.000	1	0	1	1.3	2	0	1	0	0	0	1.6
UTEP	12/03/2023		03:17	0-2	.000	0-0	.000	0-0	.000	2	0	2	1.4	1	0	1	0	0	0	1.4
Houston	12/14/2023		02:57	0-1	.000	0-1	.000	2-2	1.000	0	1	1	1.3	0	0	0	0	0	2	1.4
at Seattle U	12/19/2023		00:43	0-0	.000	0-0	.000	0-0	.000	0	0	0	1.2	0	0	0	0	0	0	1.3
at Temple	12/30/2023		04:02	0-1	.000	0-0	.000	0-0	.000	0	0	0	1.1	1	0	0	0	0	0	1.2
at East Carolina	01/02/2024		03:27	0-1	.000	0-1	.000	1-2	.500	1	0	1	1.1	0	1	1	0	0	1	1.2
South Fla.	01/16/2024		03:26	0-0	.000	0-0	.000	0-0	.000	0	0	0	1.0	2	0	0	0	0	0	1.1
North Texas	01/31/2024		16:60	2-6	.333	0-1	.000	2-3	.667	1	3	4	1.2	1	0	0	1	0	6	1.4
<b>Totals</b>		<b>3</b>	<b>128:12</b>	<b>6-29</b>	<b>.207</b>	<b>0-10</b>	<b>.000</b>	<b>8-19</b>	<b>.421</b>	<b>7</b>	<b>10</b>	<b>17</b>	<b>1.2</b>	<b>11</b>	<b>6</b>	<b>12</b>	<b>2</b>	<b>4</b>	<b>20</b>	<b>1.4</b>

**Player Averages**

Games Played	Minutes/ game	Points/ game	FG Pct	3FG Pct	FT Pct	Rebounds/ game	Assists/ game	Turnovers/ game	Assist/Turnover ratio	Steals/ game	Blocks/ game
14	9.2	1.4	20.7	0.0	42.1	1.2	0.4	0.9	0.5	0.3	0.1

# PLAYER GAME-BY-GAME STATISTICS

**3**

**EMMA LUCIO**



Freshman • Guard • 5-9 • Edinburg, Texas • Robert Vela HS

### Lucio's Career and 2023-24 Game Highs

Career / Last	Category	2023-24 / Last
3, 3x / January 26, 2024 at SMU	Points	3, 3x / January 26, 2024 at SMU
3 / January 2, 2024 at East Carolina	Rebounds	3 / January 2, 2024 at East Carolina
2, 2x / January 14, 2024 vs Charlotte	Assists	2, 2x / January 14, 2024 vs Charlotte
1 / January 14, 2024 vs Charlotte	Steals	1 / January 14, 2024 vs Charlotte
N/A	Blocks	N/A
1, 4x / January 26, 2024 at SMU	FG Made	1, 4x / January 26, 2024 at SMU
9 / January 2, 2024 at East Carolina	FG Attempted	9 / January 2, 2024 at East Carolina
1, 2x / January 26, 2024 at SMU	3PT Made	1, 2x / January 26, 2024 at SMU
6 / January 2, 2024 at East Carolina	3PT Attempted	6 / January 2, 2024 at East Carolina
2 / January 14, 2024 vs Charlotte	FT Made	2 / January 14, 2024 vs Charlotte
4 / January 2, 2024 at East Carolina	FT Attempted	4 / January 2, 2024 at East Carolina
21 / January 2, 2024 at East Carolina	Minutes	21 / January 2, 2024 at East Carolina

### #3 LUCIO, Emma

### 2023-24 STATISTICS

Opponent	Date	GS	MIN	Total		3-Pointers		Free throws		Rebounds				PF	A	TO	BLK	STL	PTS	AVG
				FG-FGA	PCT	3FG-3FGA	PCT	FT-FTA	PCT	OFF	DEF	TOT	AVG							
at Sam Houston	11/25/2023		11:22	0-1	.000	0-0	.000	0-0	.000	0	2	2	2.0	1	0	1	0	0	0	0.0
UTEP	12/03/2023		05:42	1-2	.500	1-2	.500	0-0	.000	0	0	0	1.0	0	0	1	0	0	3	1.5
at East Carolina	01/02/2024		21:05	1-9	.111	0-6	.000	1-4	.250	1	2	3	1.7	2	2	2	0	0	3	2.0
Wichita St.	01/06/2024		10:32	1-4	.250	0-2	.000	0-0	.000	1	0	1	1.5	2	0	0	0	0	2	2.0
at Fla. Atlantic	01/10/2024		10:08	0-3	.000	0-1	.000	0-0	.000	0	0	0	1.2	0	0	2	0	0	0	1.6
Charlotte	01/14/2024		10:16	0-0	.000	0-0	.000	2-2	1.000	0	2	2	1.3	1	2	1	0	1	2	1.7
South Fla.	01/16/2024		05:56	0-2	.000	0-1	.000	0-2	.000	0	1	2	1.3	0	0	3	0	0	0	1.4
at SMU	01/27/2024		10:09	1-4	.250	1-4	.250	0-0	.000	0	1	1	1.3	1	1	1	0	0	3	1.6
<b>Totals</b>		<b>0</b>	<b>85:10</b>	<b>4-25</b>	<b>.160</b>	<b>2-16</b>	<b>.125</b>	<b>3-8</b>	<b>.375</b>	<b>2</b>	<b>8</b>	<b>10</b>	<b>1.3</b>	<b>7</b>	<b>5</b>	<b>11</b>	<b>0</b>	<b>1</b>	<b>13</b>	<b>1.6</b>


### Player Averages

Games Played	Minutes/game	Points/game	FG Pct	3FG Pct	FT Pct	Rebounds/game	Assists/game	Turnovers/game	Assist/Turnover ratio	Steals/game	Blocks/game
8	10.6	1.6	16.0	12.5	37.5	1.3	0.6	1.4	0.5	0.1	0.0

# PLAYER GAME-BY-GAME STATISTICS

# 4

# SIENA GUTTADAURO



Sophomore • Guard • 5-6 • San Jose, California • Archbishop Mitty HS

### Guttadauro's Career and 2023-24 Game Highs

Career / Last	Category	2023-24 / Last
12 / December 3, 2023 vs UTEP	Points	12 / December 3, 2023 vs UTEP
4 / February 11, 2023 vs UTEP	Rebounds	2, 3x / December 14, 2023 vs Houston
3, 3x / November 6, 2023 at Arizona State	Assists	3 / November 6, 2023 at Arizona State
1, 9x / February 23 at Florida Atlantic	Steals	N/A
1 / February 2, 2023 vs Western Kentucky	Blocks	N/A
4, 3x / December 3, 2023 vs UTEP	FG Made	4, 2x / December 3, 2023 vs UTEP
8 / February 11, 2023 vs UTEP	FG Attempted	7 / November 30, 2023 vs Texas State
4 / December 3, 2023 vs UTEP	3PT Made	4 / December 3, 2023 vs UTEP
6, 4x / November 30, 2023 vs Texas State	3PT Attempted	6, 2x / November 30, 2023 vs Texas State
2, 3x March 2, 2023 at Charlotte	FT Made	1 / November 6, 2023 at Arizona State
3 2x / February 4, 2023 vs. Middle Tennessee	FT Attempted	2 / November 6, 2023 at Arizona State
24 / December 10, 2022 vs Idaho	Minutes	19 / November 30, 2023 vs Texas State

### #4 GUTTADAURO, Siena

### 2023-24 STATISTICS

Opponent	Date	GS	MIN	Total		3-Pointers		Free throws		Rebounds				PF	A	TO	BLK	STL	PTS	AVG
				FG-FGA	PCT	3FG-3FGA	PCT	FT-FTA	PCT	OFF	DEF	TOT	AVG							
at Arizona St.	11/06/2023		14:01	1-6	.167	1-6	.167	1-2	.500	0	0	0	0.0	2	3	1	0	0	4	4.0
at A&M-Corpus Christi	11/15/2023		13:45	2-4	.500	2-4	.500	0-0	.000	0	0	0	0.0	1	0	1	0	0	6	5.0
at UT Arlington	11/18/2023		10:26	1-5	.200	0-3	.000	0-0	.000	2	0	2	0.7	1	0	0	0	0	2	4.0
at Texas Tech	11/20/2023		08:37	0-2	.000	0-2	.000	0-0	.000	0	0	0	0.5	0	0	2	0	0	0	3.0
at Sam Houston	11/25/2023		02:25	0-0	.000	0-0	.000	0-0	.000	0	1	1	0.6	0	0	1	0	0	0	2.4
Texas St.	11/30/2023		19:01	4-7	.571	3-6	.500	0-0	.000	0	1	1	0.7	0	1	0	0	0	11	3.8
UTEP	12/03/2023		18:35	4-5	.800	4-5	.800	0-0	.000	0	2	2	0.9	0	1	3	0	0	12	5.0
Houston	12/14/2023		13:17	0-2	.000	0-1	.000	0-0	.000	0	2	2	1.0	0	1	3	0	0	0	4.4
at Oregon	12/17/2023		20:26	0-4	.000	0-3	.000	0-0	.000	1	3	4	1.3	2	1	0	0	0	0	3.9
at Seattle U	12/19/2023		03:59	0-0	.000	0-0	.000	0-0	.000	0	1	1	1.3	2	0	1	0	0	0	3.5
at Temple	12/30/2023		10:01	0-2	.000	0-1	.000	0-0	.000	0	0	0	1.2	0	0	1	0	0	0	3.2
at East Carolina	01/02/2024		12:04	1-3	.333	1-2	.500	0-0	.000	2	1	3	1.3	1	1	4	0	0	3	3.2
at Fla. Atlantic	01/10/2024		02:32	0-1	.000	0-1	.000	0-0	.000	0	0	0	1.2	0	1	0	0	0	0	2.9
North Texas	01/31/2024		02:50	0-2	.000	0-1	.000	0-0	.000	0	1	1	1.2	0	0	0	0	0	0	2.7
<b>Totals</b>		<b>0</b>	<b>151:59</b>	<b>13-43</b>	<b>.302</b>	<b>11-35</b>	<b>.314</b>	<b>1-2</b>	<b>.500</b>	<b>5</b>	<b>12</b>	<b>17</b>	<b>1.2</b>	<b>9</b>	<b>9</b>	<b>17</b>	<b>0</b>	<b>0</b>	<b>38</b>	<b>2.7</b>

### Player Averages

Games Played	Minutes/ game	Points/ game	FG Pct	3FG Pct	FT Pct	Rebounds/ game	Assists/ game	Turnovers/ game	Assist/Turnover ratio	Steals/ game	Blocks/ game
14	10.9	2.7	30.2	31.4	50.0	1.2	0.6	1.2	0.5	0.0	0.0

# PLAYER GAME-BY-GAME STATISTICS

5

# MADISON COCKRELL

Sophomore • Guard • 5-4 • Dallas, Texas • Bishop Lynch HS



### Cockrell's Career and 2023-24 Game Highs

Career / Last	Category	2023-24 / Last
13 / January 2, 2024 at East Carolina	Points	13 / January 2, 2024 at East Carolina
4, 4x / January 16, 2024 vs South Florida	Rebounds	4, 2x / January 16, 2024 vs South Florida
3, 2x / January 21, 2023 at FIU	Assists	2, 2x / January 21, 2024 at UAB
3 / January 2, 2024 at East Carolina	Steals	3 / January 2, 2024 at East Carolina
1 / January 16, 2024 vs South Florida	Blocks	1 / January 16, 2024 vs South Florida
4, 3x / January 2, 2024 at East Carolina	FG Made	4 / January 2, 2024 at East Carolina
8, 3x / January 2, 2024 at East Carolina	FG Attempted	8 / January 2, 2024 at East Carolina
3, 2x / January 2, 2024 at East Carolina	3PT Made	3 / January 2, 2024 at East Carolina
6 / January 2, 2024 at East Carolina	3PT Attempted	6 / January 2, 2024 at East Carolina
3 / November 30, 2022 at Texas State	FT Made	2, 2x / January 21, 2024 at UAB
4 / November 30, 2022 at Texas State	FT Attempted	2, 2x / January 21, 2024 at UAB
20, 2x / January 21, 2023 at FIU	Minutes	17 / January 2, 2024 at East Carolina

## #5 COCKRELL, Madison

### 2023-24 STATISTICS

Opponent	Date	GS	MIN	Total		3-Pointers		Free throws		Rebounds				PF	A	TO	BLK	STL	PTS	AVG
				FG-FGA	PCT	3FG-3FGA	PCT	FT-FTA	PCT	OFF	DEF	TOT	AVG							
at Arizona St.	11/06/2023		07:43	1-4	.250	0-1	.000	1-1	1.000	1	3	4	4.0	0	1	1	0	2	3	3.0
New Mexico St.	11/10/2023		03:42	0-1	.000	0-0	.000	0-0	.000	0	0	0	2.0	1	0	1	0	0	0	1.5
at A&M-Corpus Christi	11/15/2023		07:24	0-1	.000	0-0	.000	0-0	.000	1	1	2	2.0	1	0	1	0	0	0	1.0
at UT Arlington	11/18/2023		07:36	1-2	.500	1-1	1.000	0-0	.000	0	1	1	1.8	1	1	1	0	1	3	1.5
Texas St.	11/30/2023		02:06	1-1	1.000	0-0	.000	0-0	.000	0	0	0	1.4	0	0	0	0	0	2	1.6
UTEP	12/03/2023		02:23	1-1	1.000	1-1	1.000	0-0	.000	0	0	0	1.2	0	0	1	0	0	3	1.8
at Seattle U	12/19/2023		01:36	0-1	.000	0-0	.000	0-0	.000	0	0	0	1.0	0	0	1	0	0	0	1.6
at East Carolina	01/02/2024		17:01	4-8	.500	3-6	.500	2-2	1.000	0	2	2	1.1	4	0	2	0	3	13	3.0
Wichita St.	01/06/2024		11:42	0-4	.000	0-2	.000	0-0	.000	0	0	0	1.0	0	2	1	0	1	0	2.7
at Fla. Atlantic	01/10/2024		05:48	0-1	.000	0-1	.000	0-0	.000	0	1	1	1.0	1	0	1	0	0	0	2.4
Charlotte	01/14/2024		13:18	0-2	.000	0-1	.000	0-0	.000	0	1	1	1.0	3	1	1	0	2	0	2.2
South Fla.	01/16/2024		11:25	0-1	.000	0-0	.000	0-0	.000	1	3	4	1.3	1	0	0	1	1	0	2.0
at UAB	01/21/2024		07:54	0-1	.000	0-1	.000	2-2	1.000	0	3	3	1.4	1	2	0	0	0	2	2.0
at SMU	01/27/2024		03:00	0-0	.000	0-0	.000	0-0	.000	0	0	0	1.3	0	0	1	0	0	0	1.9
North Texas	01/31/2024		15:04	1-1	1.000	1-1	1.000	0-0	.000	1	1	2	1.3	1	1	0	0	0	3	1.9
<b>Totals</b>		<b>0</b>	<b>117:41</b>	<b>9-29</b>	<b>.310</b>	<b>6-15</b>	<b>.400</b>	<b>5-5</b>	<b>1.000</b>	<b>4</b>	<b>16</b>	<b>20</b>	<b>1.3</b>	<b>14</b>	<b>8</b>	<b>12</b>	<b>1</b>	<b>10</b>	<b>29</b>	<b>1.9</b>

### Player Averages

Games Played	Minutes/game	Points/game	FG Pct	3FG Pct	FT Pct	Rebounds/game	Assists/game	Turnovers/game	Assist/Turnover ratio	Steals/game	Blocks/game
15	7.8	1.9	31.0	40.0	100.0	1.3	0.5	0.8	0.7	0.7	0.1



# PLAYER GAME-BY-GAME STATISTICS

# 11

# SIDNEY LOVE



Sophomore • Guard • 5-8 • Cibolo, Texas. • Steele HS

### Love's Career and 2023-24 Game Highs

Career / Last	Category	2023-24 / Last
26 / November 18, 2023 at UT Arlington	Points	26 / November 18, 2023 at UT Arlington
10 / January 21, 2023 at FIU	Rebounds	7, 2x / December 30, 2023 at Temple
7, 2x / December 3, 2023 vs UTEP	Assists	7 / December 3, 2023 vs UTEP
4 / January 16, 2023 at Rice	Steals	3, 2x / November 24, 2023 at Sam Houston
1, 6x / November 24, 2023 at Sam Houston	Blocks	1, 2x / November 24, 2023 at Sam Houston
9 / December 31, 2022 vs UAB	FG Made	7, 2x / January 6, 2024 vs Wichita State
18 / January 6, 2024 vs Wichita State	FG Attempted	18 / January 6, 2024 vs Wichita State
5 / December 31, 2022 vs UAB	3PT Made	2, 2x / January 16, 2024 vs South Florida
9 / December 31, 2022 vs UAB	3PT Attempted	7 / January 6, 2024 vs Wichita State
13 / November 18, 2023 at UT Arlington	FT Made	13 / November 18, 2023 at UT Arlington
15 / November 18, 2023 at UT Arlington	FT Attempted	15 / November 18, 2023 at UT Arlington
38 / Match 8, 2023 vs Florida Atlantic	Minutes	37 / November 15, 2023 at Texas A&M-Corpus Christi

## #11 LOVE, Sidney

## 2023-24 STATISTICS

Opponent	Date	GS	MIN	Total		3-Pointers		Free throws		Rebounds				PF	A	TO	BLK	STL	PTS	AVG	
				FG-FGA	PCT	3FG-3FGA	PCT	FT-FTA	PCT	OFF	DEF	TOT	AVG								
at Arizona St.	11/06/2023	*	22:47	2-6	.333	0-1	.000	3-4	.750	1	1	2	2.0	2	1	4	0	1	7	7.0	
New Mexico St.	11/10/2023	*	36:21	3-11	.273	0-4	.000	1-1	1.000	0	3	3	2.5	2	3	3	0	2	7	7.0	
at A&M-Corpus Christi	11/15/2023	*	37:06	3-8	.375	0-2	.000	4-4	1.000	1	3	4	3.0	3	5	4	0	3	10	8.0	
at UT Arlington	11/18/2023	*	33:10	6-10	.600	1-2	.500	13-15	.867	0	2	2	2.8	2	2	2	1	0	26	12.5	
at Texas Tech	11/20/2023	*	29:20	7-14	.500	1-3	.333	3-3	1.000	1	2	3	2.8	5	1	2	0	2	18	13.6	
at Sam Houston	11/25/2023	*	34:01	3-7	.429	1-1	1.000	5-6	.833	1	6	7	3.5	2	1	4	1	3	12	13.3	
Texas St.	11/30/2023	*	35:30	5-10	.500	1-4	.250	0-0	.000	0	2	2	3.3	3	3	4	0	1	11	13.0	
UTEP	12/03/2023	*	26:00	6-11	.545	1-3	.333	3-4	.750	0	5	5	3.5	1	7	1	0	0	16	13.4	
Houston	12/14/2023	*	29:35	5-12	.417	1-2	.500	2-2	1.000	0	3	3	3.4	2	2	2	0	2	13	13.3	
at Oregon	12/17/2023	*	34:38	2-15	.133	0-3	.000	5-5	1.000	3	3	6	3.7	3	2	6	0	3	9	12.9	
at Seattle U	12/19/2023	*	29:46	2-7	.286	0-0	.000	1-2	.500	0	2	2	3.5	4	6	2	0	0	5	12.2	
at Temple	12/30/2023	*	34:16	3-8	.375	1-3	.333	1-3	.333	3	4	7	3.8	3	5	7	0	0	8	11.8	
at East Carolina	01/02/2024	*	18:43	0-4	.000	0-2	.000	0-0	.000	0	1	1	3.6	2	1	3	0	2	0	10.9	
Wichita St.	01/06/2024	*	36:50	7-18	.389	2-7	.286	0-0	.000	2	1	3	3.6	2	6	1	0	2	16	11.3	
at Fla. Atlantic	01/10/2024	*	25:20	2-9	.222	0-2	.000	3-4	.750	0	3	3	3.5	3	4	1	0	2	7	11.0	
Charlotte	01/14/2024	*	25:04	2-9	.222	1-3	.333	3-4	.750	0	2	2	3.4	4	3	0	0	0	8	10.8	
South Fla.	01/16/2024	*	26:48	3-7	.429	2-3	.667	0-1	.000	1	2	3	3.4	3	1	5	0	1	8	10.6	
at UAB	01/21/2024	*	30:24	5-14	.357	1-3	.333	0-0	.000	0	3	3	3.4	3	0	1	0	0	11	10.7	
at SMU	01/27/2024	*	33:43	5-10	.500	1-4	.250	0-0	.000	0	1	1	3.3	3	2	3	0	1	11	10.7	
North Texas	01/31/2024	*	28:51	5-12	.417	1-4	.250	2-2	1.000	2	4	6	3.4	3	2	3	0	1	13	10.8	
<b>Totals</b>			<b>20</b>	<b>608:13</b>	<b>76-202</b>	<b>.376</b>	<b>15-56</b>	<b>.268</b>	<b>49-60</b>	<b>.817</b>	<b>15</b>	<b>53</b>	<b>68</b>	<b>3.4</b>	<b>55</b>	<b>57</b>	<b>58</b>	<b>2</b>	<b>26</b>	<b>216</b>	<b>10.8</b>

## Player Averages

Games Played	Minutes/game	Points/game	FG Pct	3FG Pct	FT Pct	Rebounds/game	Assists/game	Turnovers/game	Assist/Turnover ratio	Steals/game	Blocks/game
20	30.4	10.8	37.6	26.8	81.7	3.4	2.9	2.9	1.0	1.3	0.1

# PLAYER GAME-BY-GAME STATISTICS

# 12

# AYSIA PROCTOR

Freshman • Guard • 5-8 • Schertz, Texas • Samuel Clemens HS



## Proctors' Career and 2023-24 Game Highs

Career / Last	Category	2023-24 / Last
20 / December 17, 2023 at Oregon	Points	20 / December 17, 2023 at Oregon
13 / January 14, 2024 vs Charlotte	Rebounds	13 / January 14, 2024 vs Charlotte
5 / January 26, 2024 at SMU	Assists	5 / January 26, 2024 at SMU
3 / January 16, 2024 vs South Florida	Steals	3 / January 16, 2024 vs South Florida
2 / January 6, 2024 vs Wichita State	Blocks	2 / January 6, 2024 vs Wichita State
9, 2x / December 17, 2023 at Oregon	FG Made	9, 2x / December 17, 2023 at Oregon
21 / December 17, 2023 at Oregon	FG Attempted	21 / December 17, 2023 at Oregon
5 / January 14, 2024 vs Charlotte	3PT Made	5 / January 14, 2024 vs Charlotte
6, 3x / January 16, 2024 vs South Florida	3PT Attempted	6, 3x / January 16, 2024 vs South Florida
3 / January 16, 2024 vs South Florida	FT Made	3 / January 16, 2024 vs South Florida
4 / January 16, 2024 vs South Florida	FT Attempted	4 / January 16, 2024 vs South Florida
38 / January 14, 2024 vs Charlotte	Minutes	38 / January 14, 2024 vs Charlotte

## #12 PROCTOR, Aysia

## 2023-24 STATISTICS

Opponent	Date	GS	MIN	Total		3-Pointers		Free throws		Rebounds				PF	A	TO	BLK	STL	PTS	AVG
				FG-FGA	PCT	3FG-3FGA	PCT	FT-FTA	PCT	OFF	DEF	TOT	AVG							
at Arizona St.	11/06/2023		13:43	1-3	.333	0-2	.000	0-0	.000	3	4	7	7.0	0	0	2	0	0	2	2.0
New Mexico St.	11/10/2023		22:19	8-9	.889	2-3	.667	1-2	.500	1	4	5	6.0	1	1	2	0	1	19	10.5
at A&M-Corpus Christi	11/15/2023		26:21	3-9	.333	0-3	.000	1-2	.500	1	4	5	5.7	2	1	3	1	1	7	9.3
at UT Arlington	11/18/2023		03:57	1-1	1.000	0-0	.000	0-0	.000	0	0	0	4.3	1	0	1	0	0	2	7.5
at Texas Tech	11/20/2023		25:19	5-7	.714	0-0	.000	0-0	.000	2	3	5	4.4	3	0	6	0	1	10	8.0
at Sam Houston	11/25/2023	*	26:38	4-7	.571	0-0	.000	0-0	.000	1	7	8	5.0	1	3	4	0	0	8	8.0
Texas St.	11/30/2023	*	29:42	2-10	.200	0-2	.000	0-0	.000	2	5	7	5.3	5	0	1	1	0	4	7.4
UTEP	12/03/2023		19:11	1-4	.250	0-2	.000	0-0	.000	1	5	6	5.4	2	2	1	1	0	2	6.8
Houston	12/14/2023		24:54	9-11	.818	0-1	.000	1-2	.500	2	3	5	5.3	0	0	1	0	0	19	8.1
at Oregon	12/17/2023		25:18	9-21	.429	2-6	.333	0-0	.000	5	6	11	5.9	2	0	2	0	1	20	9.3
at Seattle U	12/19/2023		26:41	4-11	.364	1-2	.500	1-2	.500	1	1	2	5.5	1	3	0	0	2	10	9.4
at Temple	12/30/2023		27:24	3-9	.333	1-2	.500	0-0	.000	1	4	5	5.5	2	2	2	0	1	7	9.2
Wichita St.	01/06/2024	*	22:22	2-9	.222	2-5	.400	0-0	.000	0	3	3	5.3	1	2	1	2	0	6	8.9
at Fla. Atlantic	01/10/2024	*	28:53	7-11	.636	3-4	.750	0-0	.000	0	2	2	5.1	3	2	2	0	1	17	9.5
Charlotte	01/14/2024	*	38:52	6-12	.500	5-6	.833	0-2	.000	2	11	13	5.6	1	2	3	0	3	17	10.0
South Fla.	01/16/2024	*	26:47	6-15	.400	4-6	.667	3-4	.750	2	6	8	5.8	2	1	2	1	0	19	10.6
at UAB	01/21/2024	*	32:31	4-9	.444	1-4	.250	0-0	.000	1	7	8	5.9	0	0	4	1	0	9	10.5
at SMU	01/27/2024	*	28:21	2-7	.286	0-2	.000	0-0	.000	2	1	3	5.7	2	5	2	0	1	4	10.1
North Texas	01/31/2024	*	20:18	4-7	.571	1-2	.500	2-2	1.000	1	3	4	5.6	3	1	2	0	0	11	10.2
<b>Totals</b>			<b>9 469:32</b>	<b>81-172</b>	<b>.471</b>	<b>22-52</b>	<b>.423</b>	<b>9-16</b>	<b>.563</b>	<b>28</b>	<b>79</b>	<b>107</b>	<b>5.6</b>	<b>32</b>	<b>25</b>	<b>41</b>	<b>7</b>	<b>12</b>	<b>193</b>	<b>10.2</b>

## Player Averages

Games Played	Minutes/game	Points/game	FG Pct	3FG Pct	FT Pct	Rebounds/game	Assists/game	Turnovers/game	Assist/Turnover ratio	Steals/game	Blocks/game
19	24.7	10.2	47.1	42.3	56.3	5.6	1.3	2.2	0.6	0.6	0.4

# PLAYER GAME-BY-GAME STATISTICS

**13**

**SARAI ESTUPINAN**

Junior • Guard • 5-5 • Cedar Park, Texas • Cedar Park HS • St. Mary's (TX) • Tallahassee CC



Estupinan's NCAA Career and 2023-24 Game Highs (\* at St. Mary's)

Career / Last	Category	2023-24 / Last
11 / November 20, 2021 vs Lander*	Points	N/A
6 / December 13, 2021 at Angelo State*	Rebounds	N/A
9 / January 8, 2022 at Midwestern State*	Assists	N/A
3 / February 3, 2022 at Texas A&M-International*	Steals	N/A
N/A	Blocks	N/A
4 / November 20, 2021 vs Lander*	FG Made	N/A
9 / November 20, 2021 vs Lander*	FG Attempted	N/A
3 / November 20, 2021 vs Lander*	3PT Made	N/A
7 / November 20, 2021 vs Lander*	3PT Attempted	N/A
4 / January 8, 2022 at Midwestern State*	FT Made	N/A
6 / January 8, 2022 at Midwestern State*	FT Attempted	N/A
20 / February 21, 2021 vs West Texas A&M*	Minutes	N/A

**HAS YET TO APPEAR IN THE 2023-24 SEASON**

# PLAYER GAME-BY-GAME STATISTICS

## 20

## MAYA LINTON



Sophomore • Forward • 6-0 • Duncanville, Texas • Duncanville HS

### Linton's Career and 2023-24 Game Highs

Career / Last	Category	2023-24 / Last
15 / November 18, 2023 at UT Arlington	Points	15 / November 18, 2023 at UT Arlington
10 / November 18, 2023 at UT Arlington	Rebounds	10 / November 18, 2023 at UT Arlington
2 / January 25, 2023 at FIU	Assists	1, 6x / January 10, 2024 at Florida Atlantic
3, 2x / December 19, 2023 at Seattle U	Steals	3, 2x / December 19, 2023 at Seattle U
2 / March 10, 2023 vs Western Kentucky	Blocks	N/A
6 / November 18, 2023 at UT Arlington	FG Made	6 / November 18, 2023 at UT Arlington
11 / November 18, 2023 at UT Arlington	FG Attempted	11 / November 18, 2023 at UT Arlington
2 / January 10, 2024 at Florida Atlantic	3PT Made	2 / January 10, 2024 at Florida Atlantic
4 / January 10, 2024 at Florida Atlantic	3PT Attempted	4 / January 10, 2024 at Florida Atlantic
4 / November 24, 2023 at Sam Houston	FT Made	4 / November 24, 2023 at Sam Houston
8 / November 24, 2023 at Sam Houston	FT Attempted	8 / November 24, 2023 at Sam Houston
26 / November 18, 2023 at UT Arlington	Minutes	26 / November 18, 2023 at UT Arlington

### 2023-24 STATISTICS

#### #20 LINTON, Maya

Opponent	Date	GS	MIN	Total		3-Pointers		Free throws		Rebounds				PF	A	TO	BLK	STL	PTS	AVG	
				FG-FGA	PCT	3FG-3FGA	PCT	FT-FTA	PCT	OFF	DEF	TOT	AVG								
at Arizona St.	11/06/2023	*	20:22	4-7	.571	0-0	.000	2-2	1.000	1	3	4	4.0	5	0	0	0	3	10	10.0	
New Mexico St.	11/10/2023	*	20:49	3-6	.500	0-1	.000	3-3	1.000	5	1	6	5.0	5	0	2	0	1	9	9.5	
at A&M-Corpus Christi	11/15/2023		18:35	0-3	.000	0-1	.000	0-0	.000	3	4	7	5.7	3	0	2	0	2	0	6.3	
at UT Arlington	11/18/2023	*	26:41	6-11	.545	0-0	.000	3-6	.500	3	7	10	6.8	5	0	1	0	2	15	8.5	
at Texas Tech	11/20/2023	*	23:04	0-1	.000	0-0	.000	2-4	.500	4	0	4	6.2	4	1	2	0	2	2	7.2	
at Sam Houston	11/25/2023	*	14:23	0-2	.000	0-0	.000	4-8	.500	2	4	6	6.2	2	1	0	0	0	4	6.7	
Texas St.	11/30/2023	*	18:35	0-4	.000	0-1	.000	0-0	.000	1	4	5	6.0	2	1	1	0	0	0	5.7	
Houston	12/14/2023		16:16	0-1	.000	0-0	.000	0-0	.000	2	2	4	5.8	2	0	0	0	1	0	5.0	
at Oregon	12/17/2023		13:25	0-0	.000	0-0	.000	0-0	.000	1	0	1	5.2	3	0	0	0	1	0	4.4	
at Seattle U	12/19/2023	*	24:44	1-5	.200	0-1	.000	3-4	.750	3	1	4	5.1	3	1	0	0	3	5	4.5	
at Temple	12/30/2023	*	19:25	1-1	1.000	1-1	1.000	0-0	.000	2	4	6	5.2	3	1	0	0	1	3	4.4	
at East Carolina	01/02/2024		15:54	1-3	.333	0-0	.000	0-0	.000	3	2	5	5.2	3	0	3	0	2	2	4.2	
Wichita St.	01/06/2024		15:15	0-3	.000	0-0	.000	0-2	.000	2	4	6	5.2	2	1	2	0	0	0	3.8	
at Fla. Atlantic	01/10/2024		18:16	3-6	.500	2-4	.500	2-2	1.000	2	3	5	5.2	2	1	1	0	0	10	4.3	
Charlotte	01/14/2024		13:09	0-2	.000	0-1	.000	0-2	.000	0	2	2	5.0	1	0	0	0	1	0	4.0	
South Fla.	01/16/2024		09:42	0-1	.000	0-1	.000	0-0	.000	1	2	3	4.9	2	0	0	0	0	0	3.8	
at UAB	01/21/2024		13:29	0-2	.000	0-0	.000	0-0	.000	0	2	2	4.7	3	0	2	0	1	0	3.5	
at SMU	01/27/2024	*	22:02	3-3	1.000	0-0	.000	1-2	.500	2	2	4	4.7	2	0	3	0	1	7	3.7	
<b>Totals</b>			<b>9</b>	<b>324:06</b>	<b>22-61</b>	<b>.361</b>	<b>3-11</b>	<b>.273</b>	<b>20-35</b>	<b>.571</b>	<b>37</b>	<b>47</b>	<b>84</b>	<b>4.7</b>	<b>52</b>	<b>7</b>	<b>19</b>	<b>0</b>	<b>21</b>	<b>67</b>	<b>3.7</b>

#### Player Averages

Games Played	Minutes/game	Points/game	FG Pct	3FG Pct	FT Pct	Rebounds/game	Assists/game	Turnovers/game	Assist/Turnover ratio	Steals/game	Blocks/game
18	18.0	3.7	36.1	27.3	57.1	4.7	0.4	1.1	0.4	1.2	0.0



# PLAYER GAME-BY-GAME STATISTICS

## 21

## CHEYENNE ROWE

Sophomore • Forward • 6-2 • Ajax, Ontario, Canada • Bill Crothers Secondary School • James Madison



### Rowe's Career and 2023-24 Game Highs (\* at James Madison)

Career / Last	Category	2023-24 / Last
11 / December 4, 2022 vs UMES*	Points	8 / December 17, 2023 at Oregon
9 / November 6, 2023 at Arizona State	Rebounds	9 / November 6, 2023 at Arizona State
1, 7x / January 16, 2024 vs South Florida	Assists	1, 5x / January 16, 2024 vs South Florida
1, 5x / December 17, 2023 at Oregon	Steals	1, 3x / December 17, 2023 at Oregon
2, 2x / December 17, 2022 at Hampton*	Blocks	1 / November 20, 2023 at Texas Tech
5 / December 4, 2022 vs UMES*	FG Made	4 / December 17, 2023 at Oregon
5, 3x / December 3, 2023 vs UTEP	FG Attempted	7 / December 17, 2023 at Oregon
N/A	3PT Made	N/A
1 / December 17, 2023 at Oregon	3PT Attempted	1 / December 17, 2023 at Oregon
3 / November 15, 2023 at Texas A&M-Corpus Christi	FT Made	3 / November 15, 2023 at Texas A&M-Corpus Christi
4, 3x / November 15, 2023 at Texas A&M-Corpus Christi	FT Attempted	4, 2x / November 15, 2023 at Texas A&M-Corpus Christi
17, 3x / December 3, 2023 vs UTEP	Minutes	17, 2x / December 3, 2023 vs UTEP

### #21 ROWE, Cheyenne

### 2023-24 STATISTICS

Opponent	Date	GS	MIN	Total		3-Pointers		Free throws		Rebounds				PF	A	TO	BLK	STL	PTS	AVG
				FG-FGA	PCT	3FG-3FGA	PCT	FT-FTA	PCT	OFF	DEF	TOT	AVG							
at Arizona St.	11/06/2023		17:13	2-4	.500	0-0	.000	2-3	.667	5	4	9	9.0	2	1	0	0	0	6	6.0
New Mexico St.	11/10/2023		07:25	0-0	.000	0-0	.000	1-2	.500	1	0	1	5.0	1	0	0	0	0	1	3.5
at A&M-Corpus Christi	11/15/2023		13:41	2-3	.667	0-0	.000	3-4	.750	4	3	7	5.7	1	0	0	0	0	7	4.7
at UT Arlington	11/18/2023		06:03	0-1	.000	0-0	.000	0-0	.000	0	1	1	4.5	1	1	1	0	0	0	3.5
at Texas Tech	11/20/2023		09:30	1-1	1.000	0-0	.000	0-2	.000	1	0	1	3.8	1	1	0	1	0	2	3.2
at Sam Houston	11/25/2023		03:44	0-0	.000	0-0	.000	1-2	.500	0	1	1	3.3	1	0	0	0	0	1	2.8
Texas St.	11/30/2023		14:11	2-5	.400	0-0	.000	0-0	.000	4	3	7	3.9	1	0	1	0	1	4	3.0
UTEP	12/03/2023		17:32	2-5	.400	0-0	.000	0-0	.000	1	3	4	3.9	0	1	1	1	0	4	3.1
Houston	12/14/2023		08:02	0-0	.000	0-0	.000	0-0	.000	0	0	0	3.4	0	0	0	0	0	0	2.8
at Oregon	12/17/2023		15:17	4-7	.571	0-1	.000	0-0	.000	2	2	4	3.5	2	0	1	0	1	8	3.3
at Temple	12/30/2023		07:03	0-0	.000	0-0	.000	1-2	.500	0	2	2	3.4	0	0	0	0	0	1	3.1
at East Carolina	01/02/2024		08:21	0-4	.000	0-0	.000	0-0	.000	2	0	2	3.3	1	0	1	0	0	0	2.8
Wichita St.	01/06/2024		04:51	0-0	.000	0-0	.000	0-0	.000	1	0	1	3.1	0	0	0	0	0	0	2.6
at Fla. Atlantic	01/10/2024		05:39	0-0	.000	0-0	.000	0-0	.000	1	0	1	2.9	1	0	0	0	0	0	2.4
Charlotte	01/14/2024		05:02	0-0	.000	0-0	.000	0-0	.000	1	1	2	2.9	0	0	0	0	0	0	2.3
South Fla.	01/16/2024		16:23	0-3	.000	0-0	.000	0-0	.000	4	1	5	3.0	1	1	1	0	0	0	2.1
at SMU	01/27/2024		07:28	1-1	1.000	0-0	.000	0-0	.000	0	2	2	2.9	1	0	0	0	0	2	2.1
North Texas	01/31/2024		17:00	1-2	.500	0-0	.000	2-2	1.000	0	4	4	3.0	2	1	0	0	0	4	2.2
<b>Totals</b>		<b>0</b>	<b>184:24</b>	<b>15-36</b>	<b>.417</b>	<b>0-1</b>	<b>.000</b>	<b>10-17</b>	<b>.588</b>	<b>27</b>	<b>27</b>	<b>54</b>	<b>3.0</b>	<b>16</b>	<b>6</b>	<b>6</b>	<b>2</b>	<b>2</b>	<b>40</b>	<b>2.2</b>

### Player Averages

Games Played	Minutes/game	Points/game	FG Pct	3FG Pct	FT Pct	Rebounds/game	Assists/game	Turnovers/game	Assist/Turnover ratio	Steals/game	Blocks/game
18	10.2	2.2	41.7	0.0	58.8	3.0	0.3	0.3	1.0	0.1	0.1

# PLAYER GAME-BY-GAME STATISTICS

## 22

## KYRA WHITE

Senior • Guard • 5-9 • Converse, Texas • Judson HS • Southern California



### White's Career and 2023-24 Game Highs

Career / Last	Category	2023-24 / Last
23 / January 16, 2024 vs South Florida	Points	23 / January 16, 2024 vs South Florida
13 / January 4, 2023 at Middle Tennessee	Rebounds	11 / January 26, 2024 at SMU
9, 3x / January 14, 2024 vs Charlotte	Assists	9 / January 14, 2024 vs Charlotte
5 / March 9, 2023 vs Rice	Steals	3 / November 10, 2023 vs New Mexico State
4 / November 30, 2023 vs Texas State	Blocks	4 / November 30, 2023 vs Texas State
10 / January 25, 2023 at FIU	FG Made	9 / January 16, 2024 vs South Florida
19 / December 14, 2023 vs Houston	FG Attempted	19 / December 14, 2023 vs Houston
5 / January 16, 2024 vs South Florida	3PT Made	5 / January 16, 2024 vs South Florida
11 / January 16, 2024 vs South Florida	3PT Attempted	11, 2x / January 16, 2024 vs South Florida
5 / November 15, 2023 at Texas A&M-Corpus Christi	FT Made	5 / November 15, 2023 at Texas A&M-Corpus Christi
6, 2x / November 15, 2023 at Texas A&M-Corpus Christi	FT Attempted	6, 2x / November 15, 2023 at Texas A&M-Corpus Christi
44 / January 14, 2024 vs Charlotte	Minutes	44 / January 14, 2024 vs Charlotte

### 2023-24 STATISTICS

#### #22 WHITE, Kyra

Opponent	Date	GS	MIN	Total		3-Pointers		Free throws		Rebounds				PF	A	TO	BLK	STL	PTS	AVG
				FG-FGA	PCT	3FG-3FGA	PCT	FT-FTA	PCT	OFF	DEF	TOT	AVG							
at Arizona St.	11/06/2023	*	36:41	3-9	.333	1-2	.500	1-2	.500	0	2	2	2.0	2	4	3	3	1	8	8.0
New Mexico St.	11/10/2023	*	32:48	4-17	.235	2-8	.250	3-6	.500	2	6	8	5.0	1	3	2	0	3	13	10.5
at A&M-Corpus Christi	11/15/2023	*	42:41	5-13	.385	3-6	.500	5-6	.833	3	3	6	5.3	1	5	1	1	1	18	13.0
at UT Arlington	11/18/2023	*	34:57	2-6	.333	0-1	.000	1-2	.500	1	5	6	5.5	2	6	2	0	0	5	11.0
at Texas Tech	11/20/2023	*	34:49	4-11	.364	3-5	.600	2-2	1.000	0	8	8	6.0	3	3	6	1	0	13	11.4
at Sam Houston	11/25/2023	*	36:04	5-16	.313	1-3	.333	3-3	1.000	0	3	3	5.5	2	1	6	1	2	14	11.8
Texas St.	11/30/2023	*	36:53	3-9	.333	0-3	.000	1-4	.250	0	3	3	5.1	3	5	3	4	0	7	11.1
UTEP	12/03/2023	*	26:30	4-10	.400	0-4	.000	4-5	.800	0	3	3	4.9	1	7	3	0	1	12	11.3
Houston	12/14/2023	*	35:07	6-19	.316	4-8	.500	1-2	.500	0	8	8	5.2	2	5	6	3	0	17	11.9
at Oregon	12/17/2023	*	33:54	0-8	.000	0-5	.000	0-0	.000	0	5	5	5.2	4	4	3	0	0	0	10.7
at Seattle U	12/19/2023	*	34:22	4-10	.400	1-5	.200	1-2	.500	2	4	6	5.3	2	3	4	2	2	10	10.6
at Temple	12/30/2023	*	37:04	5-17	.294	2-9	.222	4-4	1.000	1	2	3	5.1	1	3	4	1	0	16	11.1
at East Carolina	01/02/2024	*	28:44	2-8	.250	1-6	.167	0-0	.000	0	0	0	4.7	4	7	1	0	3	5	10.6
Wichita St.	01/06/2024	*	34:33	4-15	.267	1-5	.200	3-4	.750	2	7	9	5.0	2	8	3	1	1	12	10.7
at Fla. Atlantic	01/10/2024	*	32:15	4-9	.444	2-5	.400	2-4	.500	0	4	4	4.9	1	5	2	2	4	12	10.8
Charlotte	01/14/2024	*	44:03	4-14	.286	1-4	.250	0-1	.000	3	7	10	5.3	2	9	3	1	1	9	10.7
South Fla.	01/16/2024	*	30:17	9-17	.529	5-11	.455	0-0	.000	3	5	8	5.4	0	6	1	1	1	23	11.4
at UAB	01/21/2024	*	36:27	5-17	.294	0-4	.000	1-2	.500	0	10	10	5.7	2	6	4	3	1	11	11.4
at SMU	01/27/2024	*	37:00	4-13	.308	0-5	.000	1-1	1.000	1	10	11	5.9	2	7	4	0	0	9	11.3
North Texas	01/31/2024	*	35:14	3-11	.273	1-2	.500	0-0	.000	0	4	4	5.9	4	6	6	1	2	7	11.1
<b>Totals</b>			<b>700:23</b>	<b>80-249</b>	<b>.321</b>	<b>28-101</b>	<b>.277</b>	<b>33-50</b>	<b>.660</b>	<b>18</b>	<b>99</b>	<b>117</b>	<b>5.9</b>	<b>41</b>	<b>103</b>	<b>67</b>	<b>25</b>	<b>23</b>	<b>221</b>	<b>11.1</b>

#### Player Averages

Games Played	Minutes/game	Points/game	FG Pct	3FG Pct	FT Pct	Rebounds/game	Assists/game	Turnovers/game	Assist/Turnover ratio	Steals/game	Blocks/game
20	35.0	11.1	32.1	27.7	66.0	5.9	5.2	3.4	1.5	1.2	1.3

# PLAYER GAME-BY-GAME STATISTICS

## 23

## KYLEIGH MCGUIRE

Senior • Forward • 5-11 • Houston, Texas • Atascocita HS



### McGuire's Career and 2023-24 Game Highs

Career / Last	Category	2023-24 / Last
12 / February 6, 2021 vs FIU	Points	4, 3x / January 10, 2024 at Florida Atlantic
13 / February 6, 2021 vs FIU	Rebounds	4 / December 3, 2023 vs UTEP
1, 11x / January 31, 2024 vs North Texas	Assists	1, 5x / January 31, 2024 vs North Texas
1, 7x / December 19, 2023 at Seattle U	Steals	1 / December 19, 2023 at Seattle U
1, 3x / January 19, 2023 vs Florida Atlantic	Blocks	N/A
4 / February 6, 2021 vs FIU	FG Made	2, 2x / January 10, 2024 at Florida Atlantic
8 / February 6, 2021 vs FIU	FG Attempted	4 / January 10, 2024 at Florida Atlantic
N/A	3PT Made	N/A
N/A	3PT Attempted	N/A
5 / November 30, 2020	FT Made	2 / December 3, 2023 vs UTEP
8 / February 6, 2021 vs FIU	FT Attempted	2, 2x / January 31, 2024 vs North Texas
45 / February 6, 2021 vs FIU	Minutes	9, 2x / January 14, 2024 vs Charlotte

### #23 MCGUIRE, Kyleigh

### 2023-24 STATISTICS

Opponent	Date	GS	MIN	Total		3-Pointers		Free throws		Rebounds				PF	A	TO	BLK	STL	PTS	AVG
				FG-FGA	PCT	3FG-3FGA	PCT	FT-FTA	PCT	OFF	DEF	TOT	AVG							
at Arizona St.	11/06/2023		07:25	1-1	1.000	0-0	.000	0-0	.000	0	1	1	1.0	1	1	1	0	0	2	2.0
UTEP	12/03/2023		07:38	1-1	1.000	0-0	.000	2-2	1.000	1	3	4	2.5	1	1	1	0	0	4	3.0
at Seattle U	12/19/2023		07:50	2-2	1.000	0-0	.000	0-0	.000	1	1	2	2.3	1	0	0	0	1	4	3.3
at East Carolina	01/02/2024		07:02	1-2	.500	0-0	.000	0-0	.000	0	1	1	2.0	1	0	1	0	0	2	3.0
Wichita St.	01/06/2024		03:43	0-0	.000	0-0	.000	0-0	.000	0	1	1	1.8	0	0	0	0	0	0	2.4
at Fla. Atlantic	01/10/2024		09:23	2-4	.500	0-0	.000	0-0	.000	2	0	2	1.8	0	0	1	0	0	4	2.7
Charlotte	01/14/2024		09:25	1-2	.500	0-0	.000	0-0	.000	1	0	1	1.7	3	1	0	0	0	2	2.6
South Fla.	01/16/2024		07:11	1-3	.333	0-0	.000	0-0	.000	0	0	0	1.5	2	1	2	0	0	2	2.5
at UAB	01/21/2024		03:10	0-0	.000	0-0	.000	0-0	.000	0	0	0	1.3	1	0	0	0	0	0	2.2
North Texas	01/31/2024		07:23	1-1	1.000	0-0	.000	1-2	.500	1	2	3	1.5	1	1	0	0	0	3	2.3
<b>Totals</b>		<b>0</b>	<b>70:10</b>	<b>10-16</b>	<b>.625</b>	<b>0-0</b>	<b>.000</b>	<b>3-4</b>	<b>.750</b>	<b>6</b>	<b>9</b>	<b>15</b>	<b>1.5</b>	<b>11</b>	<b>5</b>	<b>6</b>	<b>0</b>	<b>1</b>	<b>23</b>	<b>2.3</b>

### Player Averages

Games Played	Minutes/game	Points/game	FG Pct	3FG Pct	FT Pct	Rebounds/game	Assists/game	Turnovers/game	Assist/Turnover ratio	Steals/game	Blocks/game
10	7.0	2.3	62.5	0.0	75.0	1.5	0.5	0.6	0.8	0.1	0.0

# PLAYER GAME-BY-GAME STATISTICS

## 25

## IDARA UDO

Freshman • Forward • 6-1 • Plano, Texas • Plano East HS



### Udo's Career and 2023-24 Game Highs

Career / Last	Category	2023-24 / Last
26 / January 14, 2024 vs Charlotte	Points	26 / January 14, 2024 vs Charlotte
12 / January 31, 2024 vs North Texas	Rebounds	12 / January 31, 2024 vs North Texas
4 / January 10, 2024 at Florida Atlantic	Assists	4 / January 10, 2024 at Florida Atlantic
2 / January 31, 2024 vs North Texas	Steals	2 / January 31, 2024 vs North Texas
4 / November 30, 2023 vs Texas State	Blocks	4 / November 30, 2023 vs Texas State
9 / January 14, 2024 vs Charlotte	FG Made	9 / January 14, 2024 vs Charlotte
13 / January 14, 2024 vs Charlotte	FG Attempted	13 / January 14, 2024 vs Charlotte
N/A	3PT Made	N/A
N/A	3PT Attempted	N/A
8 / January 14, 2024 vs Charlotte	FT Made	8 / January 14, 2024 vs Charlotte
10 / January 14, 2024 vs Charlotte	FT Attempted	10 / January 14, 2024 vs Charlotte
36 / January 14, 2024 vs Charlotte	Minutes	36 / January 14, 2024 vs Charlotte

### 2023-24 STATISTICS

#### #25 UDO, Idara

Opponent	Date	GS	MIN	Total			3-Pointers		Free throws		Rebounds				PF	A	TO	BLK	STL	PTS	AVG
				FG-FGA	PCT	3FG-3FGA	PCT	FT-FTA	PCT	OFF	DEF	TOT	AVG								
at Arizona St.	11/06/2023		23:19	4-7	.571	0-0	.000	2-6	.333	4	5	9	9.0	4	0	2	2	1	10	10.0	
New Mexico St.	11/10/2023		24:14	1-3	.333	0-0	.000	0-2	.000	4	7	11	10.0	1	1	0	2	1	2	6.0	
at A&M-Corpus Christi	11/15/2023	*	11:00	1-5	.200	0-0	.000	0-2	.000	2	4	6	8.7	5	1	2	1	0	2	4.7	
at UT Arlington	11/18/2023		21:03	4-9	.444	0-0	.000	1-2	.500	4	3	7	8.3	2	1	3	0	1	9	5.8	
at Texas Tech	11/20/2023		14:45	1-4	.250	0-0	.000	1-1	1.000	2	2	4	7.4	5	0	4	2	0	3	5.2	
at Sam Houston	11/25/2023		19:26	2-4	.500	0-0	.000	1-2	.500	3	2	5	7.0	2	0	1	1	1	5	5.2	
Texas St.	11/30/2023		17:29	2-5	.400	0-0	.000	3-4	.750	1	5	6	6.9	1	0	0	4	0	7	5.4	
UTEP	12/03/2023	*	15:32	1-1	1.000	0-0	.000	3-4	.750	1	1	2	6.3	2	0	0	0	0	5	5.4	
Houston	12/14/2023	*	25:48	3-9	.333	0-0	.000	1-2	.500	7	1	8	6.4	3	1	1	0	0	7	5.6	
at Oregon	12/17/2023	*	13:49	2-5	.400	0-0	.000	0-0	.000	1	2	3	6.1	4	0	0	0	0	4	5.4	
at Seattle U	12/19/2023		16:17	5-8	.625	0-0	.000	5-7	.714	6	3	9	6.4	0	2	1	0	0	15	6.3	
at Temple	12/30/2023		19:50	5-9	.556	0-0	.000	0-1	.000	4	1	5	6.3	2	1	5	0	0	10	6.6	
at East Carolina	01/02/2024	*	17:54	3-6	.500	0-0	.000	0-0	.000	1	2	3	6.0	4	1	3	1	1	6	6.5	
Wichita St.	01/06/2024	*	24:36	3-7	.429	0-0	.000	0-1	.000	5	0	5	5.9	3	2	1	0	0	6	6.5	
at Fla. Atlantic	01/10/2024	*	24:07	2-7	.286	0-0	.000	0-3	.000	6	1	7	6.0	2	4	0	2	0	4	6.3	
Charlotte	01/14/2024	*	36:27	9-13	.692	0-0	.000	8-10	.800	6	3	9	6.2	4	0	5	3	1	26	7.6	
South Fla.	01/16/2024	*	24:53	3-7	.429	0-0	.000	1-2	.500	3	3	6	6.2	4	1	1	1	0	7	7.5	
at UAB	01/21/2024	*	26:38	5-7	.714	0-0	.000	1-2	.500	5	0	5	6.1	2	0	0	0	1	11	7.7	
at SMU	01/27/2024	*	28:13	4-11	.364	0-0	.000	3-4	.750	3	6	9	6.3	4	1	3	0	1	11	7.9	
North Texas	01/31/2024	*	28:50	5-9	.556	0-0	.000	4-5	.800	6	6	12	6.6	4	0	3	0	2	14	8.2	
<b>Totals</b>			<b>12</b>	<b>434:09</b>	<b>65-136</b>	<b>.478</b>	<b>0-0</b>	<b>.000</b>	<b>34-60</b>	<b>.567</b>	<b>74</b>	<b>57</b>	<b>131</b>	<b>6.6</b>	<b>58</b>	<b>16</b>	<b>35</b>	<b>19</b>	<b>10</b>	<b>164</b>	<b>8.2</b>

#### Player Averages

Games Played	Minutes/game	Points/game	FG Pct	3FG Pct	FT Pct	Rebounds/game	Assists/game	Turnovers/game	Assist/Turnover ratio	Steals/game	Blocks/game
20	21.7	8.2	47.8	0.0	56.7	6.6	0.8	1.8	0.5	0.5	1.0



# PLAYER GAME-BY-GAME STATISTICS

## 30

## NISSA SAM-GRANT

Senior • Center • 6-4 • Toronto, Ontario Canada • Wheeler HS • Arkansas-Pine Bluff • Panola College



### Sam-Grant's NCAA Career and 2023-24 Game Highs (\* at Arkansas-Pine Bluff)

Career / Last	Category	2023-24 / Last
10 / November 21, 2019 at Illinois*	Points	4, 3x / January 16, 2024 vs South Florida
12 / January 27, 2020 at Texas Southern*	Rebounds	6 / January 2, 2024 at East Carolina
3 / February 23, 2021 at Prairie View A&M*	Assists	1 / December 3, 2023 vs UTEP
2 / December 17, 2020 vs New Mexico*	Steals	N/A
8 / January 11, 2021 vs Alabama A&M*	Blocks	3 / December 3, 2023 vs UTEP
4 / November 21, 2019 at Illinois*	FG Made	2, 3x / January 16, 2024 vs South Florida
7 / November 29, 2019 at Iowa State*	FG Attempted	3, 2x / January 16, 2024 vs South Florida
1, 2x / December 21, 202 at Arkansas*	3PT Made	N/A
2 / December 20, 2019 at Texas Tech*	3PT Attempted	N/A
4 / January 25, 2020 at Prairie View A&M*	FT Made	N/A
5 / December 29, 2020 at Oklahoma*	FT Attempted	N/A
28 / December 29, 2020 at Oklahoma*	Minutes	14 / December 3, 2023 vs UTEP

### 2023-24 STATISTICS

#### #30 SAM-GRANT, Nissa

Opponent	Date	GS	MIN	Total		3-Pointers		Free throws		Rebounds				PF	A	TO	BLK	STL	PTS	AVG	
				FG-FGA	PCT	3FG-3FGA	PCT	FT-FTA	PCT	OFF	DEF	TOT	AVG								
at Arizona St.	11/06/2023		01:18	0-0	.000	0-0	.000	0-0	.000	0	0	0	0.0	0	0	0	0	0	0	0.0	
at A&M-Corpus Christi	11/15/2023		03:09	1-1	1.000	0-0	.000	0-0	.000	0	1	1	0.5	2	0	0	1	0	2	1.0	
at Texas Tech	11/20/2023		04:37	0-0	.000	0-0	.000	0-0	.000	0	0	0	0.3	0	0	0	0	0	0	0.7	
at Sam Houston	11/25/2023		01:47	0-0	.000	0-0	.000	0-0	.000	0	0	0	0.3	0	0	1	1	0	0	0.5	
UTEP	12/03/2023		14:17	2-3	.667	0-0	.000	0-0	.000	0	3	3	0.8	1	1	0	3	0	4	1.2	
at Oregon	12/17/2023		02:26	0-0	.000	0-0	.000	0-0	.000	0	0	0	0.7	0	0	0	0	0	0	1.0	
at East Carolina	01/02/2024		10:13	2-2	1.000	0-0	.000	0-0	.000	2	4	6	1.4	0	0	2	1	0	4	1.4	
Wichita St.	01/06/2024		04:47	0-1	.000	0-0	.000	0-0	.000	1	0	1	1.4	0	0	0	0	0	0	1.3	
Charlotte	01/14/2024		00:38	0-0	.000	0-0	.000	0-0	.000	0	0	0	1.2	0	0	0	0	0	0	1.1	
South Fla.	01/16/2024		08:17	2-3	.667	0-0	.000	0-0	.000	0	0	0	1.1	0	0	0	1	0	4	1.4	
<b>Totals</b>			<b>0</b>	<b>51:29</b>	<b>7-10</b>	<b>.700</b>	<b>0-0</b>	<b>.000</b>	<b>0-0</b>	<b>.000</b>	<b>3</b>	<b>8</b>	<b>11</b>	<b>1.1</b>	<b>3</b>	<b>1</b>	<b>3</b>	<b>7</b>	<b>0</b>	<b>14</b>	<b>1.4</b>

#### Player Averages

Games Played	Minutes/ game	Points/ game	FG Pct	3FG Pct	FT Pct	Rebounds/ game	Assists/ game	Turnovers/ game	Assist/Turnover ratio	Steals/ game	Blocks/ game
10	5.1	1.4	70.0	0.0	0.0	1.1	0.1	0.3	0.3	0.0	0.7

# PLAYER GAME-BY-GAME STATISTICS

**32**

**JORDYN JENKINS**



Jenkins' Career and 2023-24 Game Highs (* at USC)		
Career / Last	Category	2023-24 / Last
40 / February 20, 2023 at North Texas	Points	N/A
16 / January 4, 2023 vs Middle Tennessee	Rebounds	N/A
5 / January 16, 2022 vs Washington*	Assists	N/A
4 / November 26, 2022 vs St. John's	Steals	N/A
4 / November 30, 2022 at Texas State	Blocks	N/A
15 / January 11, 2023 vs UTEP	FG Made	N/A
22 / January 11, 2023 vs UTEP	FG Attempted	N/A
3, 4x / February 20, 2023 at North Texas	3PT Made	N/A
6 / March 8, 2023 vs Florida Atlantic	3PT Attempted	N/A
13 / February 20, 2023 at North Texas	FT Made	N/A
16 / February 20, 2023 at North Texas	FT Attempted	N/A
39 / February 20, 2023 at North Texas	Minutes	N/A

**HAS YET TO APPEAR IN THE 2023-24 SEASON**

# 2023-24 ROADRUNNER WOMEN'S BASKETBALL STATS



## PLAYER SEASON / CAREER STATISTICS



### Summary

Player	Season Statistics										Career Statistics									
	GP-GS	MIN/G	FG%	3FG%	FT%	R/G	A/G	STL	BLK	PTS/G	GP-GS	MIN/G	FG%	3FG%	FT%	R/G	A/G	STL	BLK	PTS/G
ATWOOD, Hailey	19-8	13.1	.400	.273	.800	1.6	0.9	6	2	1.6	77-40	19.7	.334	.176	.612	3.2	0.9	33	12	3.2
COCKRELL, Madison	15-0	7.8	.310	.400	1.000	1.3	0.5	10	1	1.9	32-2	9.7	.346	.351	.714	1.4	0.7	20	1	2.6
COLEMAN, Elyssa	20-19	27.5	.454	.300	.625	7.6	0.8	13	34	11.3	82-67	24.9	.431	.217	.657	6.2	0.6	42	129	9.3
GUTTADAURO, Siena	14-0	10.9	.302	.314	.500	1.2	0.6	0	0	2.7	42-3	11.6	.281	.288	.583	1.2	0.7	9	1	2.6
LINTON, Maya	18-9	18.0	.361	.273	.571	4.7	0.4	21	0	3.7	49-10	16.3	.384	.250	.607	4.0	0.4	34	8	2.7
LOVE, Sidney	20-20	30.4	.376	.268	.817	3.4	2.9	26	2	10.8	49-44	29.5	.404	.314	.812	3.6	2.5	63	6	10.3
LUCIO, Emma	8-0	10.6	.160	.125	.375	1.3	0.6	1	0	1.6	8-0	10.6	.160	.125	.375	1.3	0.6	1	0	1.6
MCGUIRE, Kyleigh	10-0	7.0	.625	.000	.750	1.5	0.5	1	0	2.3	52-7	9.1	.425	.000	.574	1.9	0.2	7	3	1.7
PARKER, Alexis	14-3	9.2	.207	.000	.421	1.2	0.4	4	2	1.4	38-4	11.4	.316	.194	.394	1.2	0.6	15	3	1.8
PROCTOR, Aysia	19-9	24.7	.471	.423	.563	5.6	1.3	12	7	10.2	19-9	24.7	.471	.423	.563	5.6	1.3	12	7	10.2
ROWE, Cheyenne	18-0	10.2	.417	.000	.588	3.0	0.3	2	2	2.2	34-0	9.6	.517	.000	.581	2.7	0.2	4	6	2.3
SAM-GRANT, Nissa	10-0	5.1	.700	.000	.000	1.1	0.1	0	7	1.4	10-0	5.1	.700	.000	.000	1.1	0.1	0	7	1.4
UDO, Idara	20-12	21.7	.478	.000	.567	6.6	0.8	10	19	8.2	20-12	21.7	.478	.000	.567	6.6	0.8	10	19	8.2
WHITE, Kyra	20-20	35.0	.321	.277	.660	5.9	5.2	23	25	11.1	129-74	24.2	.346	.272	.669	3.2	2.9	106	77	4.7

### Scoring

Player	Season Statistics									Career Statistics								
	FG-FGA	FG%	3FG-3FGA	3FG%	FT-FTA	FT%	PTS	PTS/G	FG-FGA	FG%	3FG-3FGA	3FG%	FT-FTA	FT%	PTS	PTS/G		
ATWOOD, Hailey	12-30	.400	3-11	.273	4-5	.800	31	1.6	102-305	.334	16-91	.176	30-49	.612	250	3.2		
COCKRELL, Madison	9-29	.310	6-15	.400	5-5	1.000	29	1.9	28-81	.346	13-37	.351	15-21	.714	84	2.6		
COLEMAN, Elyssa	99-218	.454	3-10	.300	25-40	.625	226	11.3	319-740	.431	10-46	.217	115-175	.657	763	9.3		
GUTTADAURO, Siena	13-43	.302	11-35	.314	1-2	.500	38	2.7	36-128	.281	30-104	.288	7-12	.583	109	2.6		
LINTON, Maya	22-61	.361	3-11	.273	20-35	.571	67	3.7	48-125	.384	3-12	.250	34-56	.607	133	2.7		
LOVE, Sidney	76-202	.376	15-56	.268	49-60	.817	216	10.8	184-456	.404	44-140	.314	95-117	.812	507	10.3		
LUCIO, Emma	4-25	.160	2-16	.125	3-8	.375	13	1.6	4-25	.160	2-16	.125	3-8	.375	13	1.6		
MCGUIRE, Kyleigh	10-16	.625	0-0	.000	3-4	.750	23	2.3	31-73	.425	0-0	.000	27-47	.574	89	1.7		
PARKER, Alexis	6-29	.207	0-10	.000	8-19	.421	20	1.4	25-79	.316	7-36	.194	13-33	.394	70	1.8		
PROCTOR, Aysia	81-172	.471	22-52	.423	9-16	.563	193	10.2	81-172	.471	22-52	.423	9-16	.563	193	10.2		
ROWE, Cheyenne	15-36	.417	0-1	.000	10-17	.588	40	2.2	30-58	.517	0-1	.000	18-31	.581	78	2.3		
SAM-GRANT, Nissa	7-10	.700	0-0	.000	0-0	.000	14	1.4	7-10	.700	0-0	.000	0-0	.000	14	1.4		
UDO, Idara	65-136	.478	0-0	.000	34-60	.567	164	8.2	65-136	.478	0-0	.000	34-60	.567	164	8.2		
WHITE, Kyra	80-249	.321	28-101	.277	33-50	.660	221	11.1	232-670	.346	65-239	.272	79-118	.669	608	4.7		

### Totals

Player	Season Statistics										Career Statistics									
	O-REB	D-REB	TOTAL	PF	FO	A	TO	A/TO	O-REB	D-REB	TOTAL	PF	FO	A	TO	A/TO				
ATWOOD, Hailey	9	22	31	30	0	17	25	0.7	92	154	246	137	0	72	116	0.6				
COCKRELL, Madison	4	16	20	14	0	8	12	0.7	11	34	45	38	1	23	32	0.7				
COLEMAN, Elyssa	44	107	151	61	5	15	39	0.4	193	316	509	242	13	46	152	0.3				
GUTTADAURO, Siena	5	12	17	9	0	9	17	0.5	14	35	49	20	0	29	36	0.8				
LINTON, Maya	37	47	84	52	3	7	19	0.4	87	107	194	137	4	20	56	0.4				
LOVE, Sidney	15	53	68	55	1	57	58	1.0	46	128	174	132	1	124	139	0.9				
LUCIO, Emma	2	8	10	7	0	5	11	0.5	2	8	10	7	0	5	11	0.5				
MCGUIRE, Kyleigh	6	9	15	11	0	5	6	0.8	44	56	100	85	3	12	29	0.4				
PARKER, Alexis	7	10	17	11	0	6	12	0.5	15	30	45	40	0	24	28	0.9				
PROCTOR, Aysia	28	79	107	32	1	25	41	0.6	28	79	107	32	1	25	41	0.6				
ROWE, Cheyenne	27	27	54	16	0	6	6	1.0	50	43	93	40	1	8	14	0.6				
SAM-GRANT, Nissa	3	8	11	3	0	1	3	0.3	3	8	11	3	0	1	3	0.3				
UDO, Idara	74	57	131	58	2	16	35	0.5	74	57	131	58	2	16	35	0.5				
WHITE, Kyra	18	99	117	41	0	103	67	1.5	58	350	408	214	3	373	281	1.3				

# 2023-24 ROADRUNNER WOMEN'S BASKETBALL STATS



## TEAM AND OPPONENTS STATISTICS



	UTSA	OPP
<b>Scoring</b>	<b>1295</b>	<b>1282</b>
Points per game	64.8	64.1
Scoring margin	+0.7	-
<b>Field goals-att</b>	<b>499-1256</b>	<b>436-1227</b>
Field goal pct	.397	.355
<b>3 point fg-att</b>	<b>93-318</b>	<b>130-430</b>
3-point FG pct	.292	.302
3-pt FG made per game	4.7	6.5
<b>Free throws-att</b>	<b>204-321</b>	<b>280-419</b>
Free throw pct	.636	.668
F-Throws made per game	10.2	14.0
<b>Rebounds</b>	<b>933</b>	<b>719</b>
Rebounds per game	46.7	36.0
Rebounding margin	+10.7	-
<b>Assists</b>	<b>280</b>	<b>253</b>
Assists per game	14.0	12.7
<b>Turnovers</b>	<b>369</b>	<b>266</b>
Turnovers per game	18.5	13.3
Turnover margin	-5.2	-
Assist/turnover ratio	0.8	1.0
<b>Steals</b>	<b>129</b>	<b>173</b>
Steals per game	6.5	8.7
<b>Blocks</b>	<b>101</b>	<b>74</b>
Blocks per game	5.1	3.7
<b>Winning streak</b>	<b>1</b>	<b>-</b>
Home win streak	4	-
<b>Attendance</b>	<b>7117</b>	<b>17035</b>
Home games-Avg/Game	8-890	12-1420
Neutral site-Avg/Game	-	0-0

### Score by Periods

Team	1st	2nd	3rd	4th	OT	TOT
UTSA	294	302	328	315	56	1295
Opponents	297	333	307	297	48	1282



# 2023-24 ROADRUNNER WOMEN'S BASKETBALL STATS



## INDIVIDUAL GAME HIGHS



<b>POINTS</b>	32		Elyssa Coleman vs Wichita St. (01/06/2024)
	26		Idara Udo vs Charlotte (01/14/2024)
	26		Sidney Love at UT Arlington (11/18/2023)
	23		Kyra White vs South Fla. (01/16/2024)
	23		Elyssa Coleman vs UTEP (12/03/2023)
<b>FIELD GOALS MADE</b>	14		Elyssa Coleman vs Wichita St. (01/06/2024)
	11		Elyssa Coleman vs UTEP (12/03/2023)
<b>FIELD GOAL ATTEMPTS</b>	21		Aysia Proctor at Oregon (12/17/2023)
	20		Elyssa Coleman vs Wichita St. (01/06/2024)
<b>FIELD GOAL PERCENTAGE (min 5 made)</b>	.889	(8-9)	Aysia Proctor vs New Mexico St. (11/10/2023)
	.846	(11-13)	Elyssa Coleman vs UTEP (12/03/2023)
<b>3 PT FG MADE</b>	5		Kyra White vs South Fla. (01/16/2024)
	5		Aysia Proctor vs Charlotte (01/14/2024)
<b>3 PT FG ATTEMPTS</b>	11		Kyra White vs South Fla. (01/16/2024)
	9		Kyra White at Temple (12/30/2023)
<b>3 PT FG PERCENTAGE (min 2 made)</b>	.833	(5-6)	Aysia Proctor vs Charlotte (01/14/2024)
	.800	(4-5)	Siena Guttadauro vs UTEP (12/03/2023)
<b>FREE THROWS MADE</b>	13		Sidney Love at UT Arlington (11/18/2023)
	8		Idara Udo vs Charlotte (01/14/2024)
<b>FREE THROW ATTEMPTS</b>	15		Sidney Love at UT Arlington (11/18/2023)
	10		Idara Udo vs Charlotte (01/14/2024)
<b>FREE THROW PERCENTAGE (min 3 made)</b>	1.000	(5-5)	Sidney Love at Oregon (12/17/2023)
	1.000	(4-4)	Kyra White at Temple (12/30/2023)
	1.000	(4-4)	Elyssa Coleman at Seattle U (12/19/2023)
	1.000	(4-4)	Sidney Love at A&M-Corpus Christi (11/15/2023)
	1.000	(3-3)	Kyra White at Sam Houston (11/25/2023)
	1.000	(3-3)	Sidney Love at Texas Tech (11/20/2023)
<b>REBOUNDS</b>	19		Elyssa Coleman vs Wichita St. (01/06/2024)
	13		Aysia Proctor vs Charlotte (01/14/2024)
	13		Elyssa Coleman at Oregon (12/17/2023)
<b>ASSISTS</b>	9		Kyra White vs Charlotte (01/14/2024)
	8		Kyra White vs Wichita St. (01/06/2024)
<b>STEALS</b>	4		Kyra White at Fla. Atlantic (01/10/2024)
	3		Aysia Proctor vs Charlotte (01/14/2024)
	3		Kyra White at East Carolina (01/02/2024)
	3		Madison Cockrell at East Carolina (01/02/2024)
	3		Maya Linton at Seattle U (12/19/2023)
	3		Sidney Love at Oregon (12/17/2023)
	3		Sidney Love at Sam Houston (11/25/2023)
	3		Sidney Love at A&M-Corpus Christi (11/15/2023)
	3		Kyra White vs New Mexico St. (11/10/2023)
	3		Maya Linton at Arizona St. (11/06/2023)
<b>BLOCKED SHOTS</b>	4		Elyssa Coleman vs North Texas (01/31/2024)
	4		Kyra White vs Texas St. (11/30/2023)
	4		Idara Udo vs Texas St. (11/30/2023)
	4		Elyssa Coleman vs New Mexico St. (11/10/2023)
<b>TURNOVERS</b>	7		Sidney Love at Temple (12/30/2023)
	6		Kyra White vs North Texas (01/31/2024)
	6		Sidney Love at Oregon (12/17/2023)
	6		Kyra White vs Houston (12/14/2023)
	6		Kyra White at Sam Houston (11/25/2023)
	6		Kyra White at Texas Tech (11/20/2023)
	6		Aysia Proctor at Texas Tech (11/20/2023)

# 2023-24 ROADRUNNER WOMEN'S BASKETBALL STATS



## OPPONENTS INDIVIDUAL GAME HIGHS



<b>POINTS</b>	27		Tracey Hueston vs Charlotte (01/14/2024)
	22		Denim DeShields at UAB (01/21/2024)
	22		Karina Gordon at East Carolina (01/02/2024)
	21		Mya Perry at Fla. Atlantic (01/10/2024)
	20		Danae McNeal at East Carolina (01/02/2024)
<b>FIELD GOALS MADE</b>	10		Denim DeShields at UAB (01/21/2024)
	10		Tracey Hueston vs Charlotte (01/14/2024)
<b>FIELD GOAL ATTEMPTS</b>	23		Denim DeShields at UAB (01/21/2024)
	17		Dazia Lawrence vs Charlotte (01/14/2024)
	17		Tracey Hueston vs Charlotte (01/14/2024)
	17		Sydnee Kemp at Sam Houston (11/25/2023)
<b>FIELD GOAL PERCENTAGE (min 5 made)</b>	.714	(5-7)	Tatyana Wyche at East Carolina (01/02/2024)
	.714	(5-7)	Mireia Aguado at A&M-Corpus Christi (11/15/2023)
<b>3 PT FG MADE</b>	7		Mya Perry at Fla. Atlantic (01/10/2024)
	6		Karina Gordon at East Carolina (01/02/2024)
<b>3 PT FG ATTEMPTS</b>	12		Mya Perry at Fla. Atlantic (01/10/2024)
	11		Vittoria Blasigh vs South Fla. (01/16/2024)
<b>3 PT FG PERCENTAGE (min 2 made)</b>	1.000	(4-4)	Tracey Hueston vs Charlotte (01/14/2024)
	.800	(4-5)	Tylie Jones vs New Mexico St. (11/10/2023)
<b>FREE THROWS MADE</b>	10		Jaddan Simmons at Arizona St. (11/06/2023)
	8		Imani Smith vs Charlotte (01/14/2024)
	8		Erin Wilson vs UTEP (12/03/2023)
<b>FREE THROW ATTEMPTS</b>	12		Jaddan Simmons at Arizona St. (11/06/2023)
	11		Alecia Westbrook at A&M-Corpus Christi (11/15/2023)
<b>FREE THROW PERCENTAGE (min 3 made)</b>	1.000	(8-8)	Erin Wilson vs UTEP (12/03/2023)
	1.000	(6-6)	Chance Gray at Oregon (12/17/2023)
	1.000	(5-5)	Dyani Robinson vs North Texas (01/31/2024)
	1.000	(5-5)	Laila Blair vs Houston (12/14/2023)
	1.000	(4-4)	Karina Gordon at East Carolina (01/02/2024)
	1.000	(4-4)	Rayne Tucker at Temple (12/30/2023)
	1.000	(3-3)	Aniya Bell vs Wichita St. (01/06/2024)
<b>REBOUNDS</b>	13		Tatyana Wyche at East Carolina (01/02/2024)
	12		Daniela Abies vs Wichita St. (01/06/2024)
<b>ASSISTS</b>	9		Peyton Howard at Seattle U (12/19/2023)
	7		Reagan Bradley at SMU (01/27/2024)
	7		Karina Gordon at East Carolina (01/02/2024)
<b>STEALS</b>	6		Danae McNeal at East Carolina (01/02/2024)
	4		Tiarra East at Temple (12/30/2023)
	4		Mya Moore at Seattle U (12/19/2023)
	4		Jane Asinde vs UTEP (12/03/2023)
	4		Jordyn Merritt at Texas Tech (11/20/2023)
	4		Sabou Gueye vs New Mexico St. (11/10/2023)
	4		Jaddan Simmons at Arizona St. (11/06/2023)
	4		Jaddan Simmons at Arizona St. (11/06/2023)
<b>BLOCKED SHOTS</b>	5		Amirah Abdur-Rahim at SMU (01/27/2024)
	4		Grace VanSlooten at Oregon (12/17/2023)
	4		Nabaweeyah McGill at A&M-Corpus Christi (11/15/2023)
<b>TURNOVERS</b>	6		Karina Gordon at East Carolina (01/02/2024)
	6		Mireia Aguado at A&M-Corpus Christi (11/15/2023)
<b>FOULS</b>	5		Tracey Hueston vs Charlotte (01/14/2024)
	5		Tiffany Tullis vs Texas St. (11/30/2023)
	5		Diana Rosenthal at Sam Houston (11/25/2023)
	5		Gia Adams at UT Arlington (11/18/2023)
	5		Nabaweeyah McGill at A&M-Corpus Christi (11/15/2023)

# 2023-24 ROADRUNNER WOMEN'S BASKETBALL STATS



## STATISTICAL LEADERS



### Points

##	Player	G	Pts	Pts/G
0	Coleman, Elyssa	20	226	11.3
22	White, Kyra	20	221	11.1
11	Love, Sidney	20	216	10.8
12	Proctor, Aysia	19	193	10.2
25	Udo, Idara	20	164	8.2
20	Linton, Maya	18	67	3.7
21	Rowe, Cheyenne	18	40	2.2
4	Guttadauro, Siena	14	38	2.7
1	Atwood, Hailey	19	31	1.6
5	Cockrell, Madison	15	29	1.9
23	McGuire, Kyleigh	10	23	2.3
2	Parker, Alexis	14	20	1.4
30	Sam-Grant, Nissa	10	14	1.4
3	Lucio, Emma	8	13	1.6

### Scoring Average

##	Player	G	Pts	Pts/G
0	Coleman, Elyssa	20	226	11.3
22	White, Kyra	20	221	11.1
11	Love, Sidney	20	216	10.8
12	Proctor, Aysia	19	193	10.2
25	Udo, Idara	20	164	8.2
20	Linton, Maya	18	67	3.7
4	Guttadauro, Siena	14	38	2.7
23	McGuire, Kyleigh	10	23	2.3
21	Rowe, Cheyenne	18	40	2.2
5	Cockrell, Madison	15	29	1.9
1	Atwood, Hailey	19	31	1.6
3	Lucio, Emma	8	13	1.6
2	Parker, Alexis	14	20	1.4
30	Sam-Grant, Nissa	10	14	1.4

### Field Goal Percentage

##	Player	FG	Att	Pct
30	Sam-Grant, Nissa	7	10	.700
23	McGuire, Kyleigh	10	16	.625
25	Udo, Idara	65	136	.478
12	Proctor, Aysia	81	172	.471
0	Coleman, Elyssa	99	218	.454
21	Rowe, Cheyenne	15	36	.417
1	Atwood, Hailey	12	30	.400
11	Love, Sidney	76	202	.376
20	Linton, Maya	22	61	.361
22	White, Kyra	80	249	.321
5	Cockrell, Madison	9	29	.310
4	Guttadauro, Siena	13	43	.302
2	Parker, Alexis	6	29	.207
3	Lucio, Emma	4	25	.160

### Field Goal Attempts

##	Player	G	Att	Att/G
22	White, Kyra	20	249	12.5
0	Coleman, Elyssa	20	218	10.9
11	Love, Sidney	20	202	10.1
12	Proctor, Aysia	19	172	9.1
25	Udo, Idara	20	136	6.8

### Field Goals Made

##	Player	G	Made	Made/G
0	Coleman, Elyssa	20	99	5.0
12	Proctor, Aysia	19	81	4.3
22	White, Kyra	20	80	4.0
11	Love, Sidney	20	76	3.8
25	Udo, Idara	20	65	3.3

# 2023-24 ROADRUNNER WOMEN'S BASKETBALL STATS



## STATISTICAL LEADERS CONT.



### 3-Point FG Percentage

##	Player	3FG	Att	Pct
12	Proctor, Aysia	22	52	.423
5	Cockrell, Madison	6	15	.400
4	Guttadauro, Siena	11	35	.314
0	Coleman, Elyssa	3	10	.300
22	White, Kyra	28	101	.277
20	Linton, Maya	3	11	.273
1	Atwood, Hailey	3	11	.273
11	Love, Sidney	15	56	.268
3	Lucio, Emma	2	16	.125

### 3-Point FG Attempts

##	Player	G	Att	Att/G
22	White, Kyra	20	101	5.1
11	Love, Sidney	20	56	2.8
12	Proctor, Aysia	19	52	2.7
4	Guttadauro, Siena	14	35	2.5
3	Lucio, Emma	8	16	2.0

### 3-Point FG Made

##	Player	G	Made	Made/G
22	White, Kyra	20	28	1.4
12	Proctor, Aysia	19	22	1.2
11	Love, Sidney	20	15	0.8
4	Guttadauro, Siena	14	11	0.8
5	Cockrell, Madison	15	6	0.4

### Free Throw Percentage

##	Player	Made	Att	Pct
5	Cockrell, Madison	5	5	1.000
11	Love, Sidney	49	60	.817
1	Atwood, Hailey	4	5	.800
23	McGuire, Kyleigh	3	4	.750
22	White, Kyra	33	50	.660
0	Coleman, Elyssa	25	40	.625
21	Rowe, Cheyenne	10	17	.588
20	Linton, Maya	20	35	.571
25	Udo, Idara	34	60	.567
12	Proctor, Aysia	9	16	.563
4	Guttadauro, Siena	1	2	.500
2	Parker, Alexis	8	19	.421
3	Lucio, Emma	3	8	.375

### Free Throw Attempts

##	Player	G	Att	Att/G
11	Love, Sidney	20	60	3.0
25	Udo, Idara	20	60	3.0
22	White, Kyra	20	50	2.5
0	Coleman, Elyssa	20	40	2.0
20	Linton, Maya	18	35	1.9

### Free Throws Made

##	Player	G	Made	Made/G
11	Love, Sidney	20	49	2.5
25	Udo, Idara	20	34	1.7
22	White, Kyra	20	33	1.7
0	Coleman, Elyssa	20	25	1.3
20	Linton, Maya	18	20	1.1

### Rebounds

##	Player	G	Reb	Reb/G
0	Coleman, Elyssa	20	151	7.6
25	Udo, Idara	20	131	6.6
22	White, Kyra	20	117	5.9
12	Proctor, Aysia	19	107	5.6
20	Linton, Maya	18	84	4.7

### Assists

##	Player	G	Ast	Ast/G
22	White, Kyra	20	103	5.2
11	Love, Sidney	20	57	2.9
12	Proctor, Aysia	19	25	1.3
1	Atwood, Hailey	19	17	0.9
25	Udo, Idara	20	16	0.8

### Rebounds Average

##	Player	G	Reb	Reb/G
0	Coleman, Elyssa	20	151	7.6
25	Udo, Idara	20	131	6.6
22	White, Kyra	20	117	5.9
12	Proctor, Aysia	19	107	5.6
20	Linton, Maya	18	84	4.7

### Steals

##	Player	G	Stl	Stl/G
11	Love, Sidney	20	26	1.3
22	White, Kyra	20	23	1.2
20	Linton, Maya	18	21	1.2
0	Coleman, Elyssa	20	13	0.7
12	Proctor, Aysia	19	12	0.6



# 2023-24 ROADRUNNER WOMEN'S BASKETBALL STATS



## STATISTICAL LEADERS CONT.



### Offensive Rebounds

##	Player	G	OReb	OReb/G
25	Udo, Idara	20	74	3.7
0	Coleman, Elyssa	20	44	2.2
20	Linton, Maya	18	37	2.1
12	Proctor, Aysia	19	28	1.5
21	Rowe, Cheyenne	18	27	1.5

### Blocked Shots

##	Player	G	Blk	Blk/G
0	Coleman, Elyssa	20	34	1.7
22	White, Kyra	20	25	1.3
25	Udo, Idara	20	19	1.0
12	Proctor, Aysia	19	7	0.4
30	Sam-Grant, Nissa	10	7	0.7

### Defensive Rebounds

##	Player	G	DReb	DReb/G
0	Coleman, Elyssa	20	107	5.4
22	White, Kyra	20	99	5.0
12	Proctor, Aysia	19	79	4.2
25	Udo, Idara	20	57	2.9
11	Love, Sidney	20	53	2.7

### Minutes

##	Player	G	Min	Min/G
22	White, Kyra	20	700	35:01
11	Love, Sidney	20	608	30:25
0	Coleman, Elyssa	20	550	27:31
12	Proctor, Aysia	19	470	24:43
25	Udo, Idara	20	434	21:42

### Fouls

##	Player	G	PF	PF/G
0	Coleman, Elyssa	20	61	3.1
25	Udo, Idara	20	58	2.9
11	Love, Sidney	20	55	2.8
20	Linton, Maya	18	52	2.9
22	White, Kyra	20	41	2.1

### Turnovers

##	Player	G	TO	TO/G
22	White, Kyra	20	67	3.4
11	Love, Sidney	20	58	2.9
12	Proctor, Aysia	19	41	2.2
0	Coleman, Elyssa	20	39	2.0
25	Udo, Idara	20	35	1.8

### Foul Outs

##	Player	G	FO
0	Coleman, Elyssa	20	5
20	Linton, Maya	18	3
25	Udo, Idara	20	2
11	Love, Sidney	20	1
12	Proctor, Aysia	19	1

# 2023-24 ROADRUNNER WOMEN'S BASKETBALL STATS



## TEAM GAME-BY-GAME



### Game Records

Record	Overall	Home	Away	Neutral
ALL GAMES	11-9	6-2	5-7	0-0
CONFERENCE	5-4	4-0	1-4	0-0
NON-CONFERENCE	6-5	2-2	4-3	0-0

### Team Results

Date	Opponent		Score	Att.	High Points	High Rebounds
11/06/2023	at Arizona St.	L	55-70	821	(10) LINTON, Maya (10) UDO, Idara	(9) ROWE, Cheyenne (9) UDO, Idara
11/10/2023	New Mexico St.	W	58-55	712	(19) PROCTOR, Aysia	(11) UDO, Idara
11/15/2023	at A&M-Corpus Christi	Wot	66-59	779	(18) WHITE, Kyra	(7) LINTON, Maya (7) ROWE, Cheyenne
11/18/2023	at UT Arlington	W	70-66	832	(26) LOVE, Sidney	(10) LINTON, Maya
11/20/2023	at Texas Tech	L	58-63	4155	(18) LOVE, Sidney	(8) WHITE, Kyra (8) COLEMAN, Elyssa
11/25/2023	at Sam Houston	W	63-56	235	(17) COLEMAN, Elyssa	(8) PROCTOR, Aysia
11/30/2023	Texas St.	Lot	57-65	1535	(11) COLEMAN, Elyssa (11) GUTTADAURO, Siena (11) LOVE, Sidney	(9) COLEMAN, Elyssa
12/03/2023	UTEP	W	90-66	926	(23) COLEMAN, Elyssa	(8) COLEMAN, Elyssa
12/14/2023	Houston	L	64-66	869	(19) PROCTOR, Aysia	(8) WHITE, Kyra (8) UDO, Idara
12/17/2023	at Oregon	L	48-61	5549	(20) PROCTOR, Aysia	(13) COLEMAN, Elyssa
12/19/2023	at Seattle U	W	75-64	339	(18) COLEMAN, Elyssa	(9) COLEMAN, Elyssa (9) UDO, Idara
12/30/2023	at Temple	L	58-71	1324	(16) WHITE, Kyra	(7) COLEMAN, Elyssa (7) LOVE, Sidney
01/02/2024	at East Carolina	L	54-82	956	(13) COCKRELL, Madison	(6) SAM-GRANT, Nissa
01/06/2024	Wichita St.	W	74-60	722	(32) COLEMAN, Elyssa	(19) COLEMAN, Elyssa
01/10/2024	at Fla. Atlantic	W	73-60	243	(17) PROCTOR, Aysia	(10) COLEMAN, Elyssa
01/14/2024	Charlotte	Wot2	81-80	671	(26) UDO, Idara	(13) PROCTOR, Aysia
01/16/2024	South Fla.	W	65-42	758	(23) WHITE, Kyra	(8) WHITE, Kyra (8) PROCTOR, Aysia
01/21/2024	at UAB	L	53-54	406	(11) WHITE, Kyra (11) LOVE, Sidney (11) UDO, Idara	(10) WHITE, Kyra
01/27/2024	at SMU	L	58-75	1396	(11) COLEMAN, Elyssa (11) LOVE, Sidney (11) UDO, Idara	(11) WHITE, Kyra
01/31/2024	North Texas	Wot	75-67	924	(14) UDO, Idara	(12) UDO, Idara

### Attendance Summary

	Games	Attend	Avg/Game
Home	8	7117	890
Away	12	17035	1420
Neutral	0	0	0

# 2023-24 ROADRUNNER WOMEN'S BASKETBALL STATS



## TEAM GAME-BY-GAME CONT.



Total	20	24152	1208
-------	----	-------	------

# 2023-24 ROADRUNNER WOMEN'S BASKETBALL STATS



## TEAM GAME HIGHS



<b>POINTS</b>	90	UTEP (12/03/2023)
	81	Charlotte (01/14/2024)
	75	North Texas (01/31/2024)
	75	at Seattle U (12/19/2023)
	74	Wichita St. (01/06/2024)
<b>FIELD GOALS MADE</b>	35	UTEP (12/03/2023)
	31	Wichita St. (01/06/2024)
<b>FIELD GOAL ATTEMPTS</b>	81	Wichita St. (01/06/2024)
	77	at Oregon (12/17/2023)
<b>FIELD GOAL PERCENTAGE</b>	.583 (35-60)	UTEP (12/03/2023)
	.460 (29-63)	at Fla. Atlantic (01/10/2024)
	.460 (29-63)	at Seattle U (12/19/2023)
<b>3 PT FG MADE</b>	11	South Fla. (01/16/2024)
	8	Charlotte (01/14/2024)
	8	at Fla. Atlantic (01/10/2024)
	8	UTEP (12/03/2023)
<b>3 PT FG ATTEMPTS</b>	25	at East Carolina (01/02/2024)
	22	South Fla. (01/16/2024)
<b>3 PT FG PERCENTAGE</b>	.500 (11-22)	South Fla. (01/16/2024)
	.500 (2-4)	at Sam Houston (11/25/2023)
<b>FREE THROWS MADE</b>	20	at UT Arlington (11/18/2023)
	17	at Sam Houston (11/25/2023)
<b>FREE THROW ATTEMPTS</b>	29	at Sam Houston (11/25/2023)
	29	at UT Arlington (11/18/2023)
<b>FREE THROW PERCENTAGE</b>	.857 (6-7)	at Oregon (12/17/2023)
	.800 (12-15)	UTEP (12/03/2023)
<b>REBOUNDS</b>	57	at Oregon (12/17/2023)
	55	South Fla. (01/16/2024)
<b>ASSISTS</b>	22	Wichita St. (01/06/2024)
	22	UTEP (12/03/2023)
<b>STEALS</b>	15	at East Carolina (01/02/2024)
	10	at Seattle U (12/19/2023)
<b>BLOCKED SHOTS</b>	11	Texas St. (11/30/2023)
	9	at Sam Houston (11/25/2023)
<b>TURNOVERS</b>	31	at Texas Tech (11/20/2023)
	29	at East Carolina (01/02/2024)
<b>FOULS</b>	28	at East Carolina (01/02/2024)
	28	at A&M-Corpus Christi (11/15/2023)



# 2023-24 ROADRUNNER WOMEN'S BASKETBALL STATS



## OPPONENT GAME HIGHS



<b>POINTS</b>	82	at East Carolina (01/02/2024)
	80	Charlotte (01/14/2024)
	75	at SMU (01/27/2024)
	71	at Temple (12/30/2023)
	70	at Arizona St. (11/06/2023)
<b>FIELD GOALS MADE</b>	29	at SMU (01/27/2024)
	27	at Temple (12/30/2023)
<b>FIELD GOAL ATTEMPTS</b>	76	North Texas (01/31/2024)
	70	at UAB (01/21/2024)
<b>FIELD GOAL PERCENTAGE</b>	.472 (25-53)	at East Carolina (01/02/2024)
	.435 (27-62)	at Temple (12/30/2023)
<b>3 PT FG MADE</b>	13	at Fla. Atlantic (01/10/2024)
	11	Charlotte (01/14/2024)
<b>3 PT FG ATTEMPTS</b>	31	at Fla. Atlantic (01/10/2024)
	29	North Texas (01/31/2024)
<b>3 PT FG PERCENTAGE</b>	.556 (10-18)	at East Carolina (01/02/2024)
	.440 (11-25)	Charlotte (01/14/2024)
<b>FREE THROWS MADE</b>	23	Charlotte (01/14/2024)
	22	at East Carolina (01/02/2024)
<b>FREE THROW ATTEMPTS</b>	33	Charlotte (01/14/2024)
	32	at A&M-Corpus Christi (11/15/2023)
<b>FREE THROW PERCENTAGE</b>	.850 (17-20)	Houston (12/14/2023)
	.833 (15-18)	South Fla. (01/16/2024)
<b>REBOUNDS</b>	49	Texas St. (11/30/2023)
	44	at UAB (01/21/2024)
<b>ASSISTS</b>	19	at SMU (01/27/2024)
	19	at East Carolina (01/02/2024)
	19	at UT Arlington (11/18/2023)
<b>STEALS</b>	16	at Texas Tech (11/20/2023)
	14	at East Carolina (01/02/2024)
<b>BLOCKED SHOTS</b>	13	at Oregon (12/17/2023)
	6	at SMU (01/27/2024)
	6	Charlotte (01/14/2024)
	6	at Seattle U (12/19/2023)
	6	at A&M-Corpus Christi (11/15/2023)
<b>TURNOVERS</b>	26	at East Carolina (01/02/2024)
	17	at A&M-Corpus Christi (11/15/2023)
<b>FOULS</b>	25	at Sam Houston (11/25/2023)
	25	at Arizona St. (11/06/2023)

# 2023-24 ROADRUNNER WOMEN'S BASKETBALL STATS



## TEAM GAME LOWS



<b>POINTS</b>	48		at Oregon (12/17/2023)
	53		at UAB (01/21/2024)
	54		at East Carolina (01/02/2024)
	55		at Arizona St. (11/06/2023)
	57		Texas St. (11/30/2023)
<b>FIELD GOALS MADE</b>	20		at East Carolina (01/02/2024)
	20		at Oregon (12/17/2023)
	20		at Arizona St. (11/06/2023)
<b>FIELD GOAL ATTEMPTS</b>	51		at Sam Houston (11/25/2023)
	51		at Texas Tech (11/20/2023)
<b>FIELD GOAL PERCENTAGE</b>	.260	(20-77)	at Oregon (12/17/2023)
	.313	(20-64)	at East Carolina (01/02/2024)
<b>3 PT FG MADE</b>	2		at Seattle U (12/19/2023)
	2		at Oregon (12/17/2023)
	2		at Sam Houston (11/25/2023)
	2		at UT Arlington (11/18/2023)
	2		at Arizona St. (11/06/2023)
<b>3 PT FG ATTEMPTS</b>	4		at Sam Houston (11/25/2023)
	9		at Seattle U (12/19/2023)
<b>3 PT FG PERCENTAGE</b>	.111	(2-18)	at Oregon (12/17/2023)
	.154	(2-13)	at Arizona St. (11/06/2023)
<b>FREE THROWS MADE</b>	4		at UAB (01/21/2024)
	6		South Fla. (01/16/2024)
	6		at Oregon (12/17/2023)
<b>FREE THROW ATTEMPTS</b>	6		at UAB (01/21/2024)
	7		at Oregon (12/17/2023)
<b>FREE THROW PERCENTAGE</b>	.462	(6-13)	South Fla. (01/16/2024)
	.500	(8-16)	at East Carolina (01/02/2024)
<b>REBOUNDS</b>	39		at Temple (12/30/2023)
	40		at Seattle U (12/19/2023)
<b>ASSISTS</b>	6		at Texas Tech (11/20/2023)
	7		at Sam Houston (11/25/2023)
<b>STEALS</b>	1		UTEP (12/03/2023)
	2		Texas St. (11/30/2023)
<b>BLOCKED SHOTS</b>	0		at Oregon (12/17/2023)
	1		at SMU (01/27/2024)
<b>TURNOVERS</b>	10		Wichita St. (01/06/2024)
	12		at Fla. Atlantic (01/10/2024)
	12		Texas St. (11/30/2023)
<b>FOULS</b>	12		Houston (12/14/2023)
	13		UTEP (12/03/2023)

# 2023-24 ROADRUNNER WOMEN'S BASKETBALL STATS



## OPPONENT GAME LOWS



<b>POINTS</b>	42		South Fla. (01/16/2024)
	54		at UAB (01/21/2024)
	55		New Mexico St. (11/10/2023)
	56		at Sam Houston (11/25/2023)
	59		at A&M-Corpus Christi (11/15/2023)
<b>FIELD GOALS MADE</b>	12		South Fla. (01/16/2024)
	17		at Sam Houston (11/25/2023)
<b>FIELD GOAL ATTEMPTS</b>	51		at Oregon (12/17/2023)
	51		at A&M-Corpus Christi (11/15/2023)
<b>FIELD GOAL PERCENTAGE</b>	.211	(12-57)	South Fla. (01/16/2024)
	.246	(17-69)	at Sam Houston (11/25/2023)
<b>3 PT FG MADE</b>	3		South Fla. (01/16/2024)
	3		at A&M-Corpus Christi (11/15/2023)
<b>3 PT FG ATTEMPTS</b>	12		at Temple (12/30/2023)
	14		at A&M-Corpus Christi (11/15/2023)
<b>3 PT FG PERCENTAGE</b>	.130	(3-23)	South Fla. (01/16/2024)
	.167	(4-24)	at Sam Houston (11/25/2023)
<b>FREE THROWS MADE</b>	5		at UAB (01/21/2024)
	5		at Fla. Atlantic (01/10/2024)
<b>FREE THROW ATTEMPTS</b>	11		at UAB (01/21/2024)
	11		at Fla. Atlantic (01/10/2024)
<b>FREE THROW PERCENTAGE</b>	.455	(5-11)	at UAB (01/21/2024)
	.455	(5-11)	at Fla. Atlantic (01/10/2024)
<b>REBOUNDS</b>	24		UTEP (12/03/2023)
	30		at Seattle U (12/19/2023)
	30		at Texas Tech (11/20/2023)
	30		at UT Arlington (11/18/2023)
<b>ASSISTS</b>	7		at UAB (01/21/2024)
	7		South Fla. (01/16/2024)
<b>STEALS</b>	2		at UAB (01/21/2024)
	5		South Fla. (01/16/2024)
	5		at Fla. Atlantic (01/10/2024)
	5		Wichita St. (01/06/2024)
<b>BLOCKED SHOTS</b>	0		at Sam Houston (11/25/2023)
	1		at UAB (01/21/2024)
	1		at Fla. Atlantic (01/10/2024)
	1		New Mexico St. (11/10/2023)
	1		at Arizona St. (11/06/2023)
<b>TURNOVERS</b>	8		at SMU (01/27/2024)
	8		Texas St. (11/30/2023)
<b>FOULS</b>	8		at SMU (01/27/2024)
	9		at Oregon (12/17/2023)

# AROUND THE AMERICAN

## 2023-24 AAC WEEKLY WBB SCHEDULE ALL TIMES ET

**Sunday, February 4**

Temple at Charlotte	2:00 PM
East Carolina at Wichita State	3:00 PM
North Texas at Tulsa	3:00 PM
<b>Tulane at UTSA</b>	<b>3:00 PM</b>

**Wednesday, February 7**

Florida Atlantic at Charlotte	6:30 PM
UAB at Tulane	7:00 PM
Rice at South Florida	7:00 PM

**Saturday, February 10**

Charlotte at East Carolina	2:00 PM
Wichita State at Florida Atlantic	2:00 PM
Tulane at Memphis	3:00 PM
South Florida at Temple	3:00 PM
SMU at North Texas	3:00 PM
Tulsa at Rice	6:30 PM

**Sunday, February 11**

<b>UAB at UTSA</b>	<b>2:00 PM</b>
--------------------	----------------

For the complete schedule, visit [theamerican.org](http://theamerican.org)



**AMERICAN**  
ATHLETIC CONFERENCE

AP Poll • Jan. 28, 2024

#	School (1st)	W-L	Pts.	Prev.
1	South Carolina (35)	19-0	875	1
2	Kansas State	20-1	819	4
3	Iowa	19-2	795	5
4	Stanford	19-2	769	6
5	NC State	18-2	739	7
6	Colorado	17-3	677	3
7	UCLA	16-3	637	2
8	Ohio State	17-3	596	12
9	LSU	18-3	595	9
10	Indiana	17-2	477	14
11	UConn	17-4	460	8
12	Texas	19-3	452	10
13	Baylor	16-3	441	13
14	Notre Dame	15-4	408	15
15	Southern California	14-4	393	11
16	Louisville	18-3	331	18
17	Virginia Tech	16-4	328	19
18	Oregon State	17-3	323	25
19	Gonzaga	20-2	320	17
20	Utah	15-6	296	16
21	Syracuse	17-3	176	22
22	Creighton	16-3	160	21
23	West Virginia	17-2	132	24
24	North Carolina	15-6	75	20
25	Princeton	15-3	28	NR

RV (In AAC): N/A

## 2023-24 AAC WEEKLY AWARDS

**November 13**

Player of the Week: Delanie Crawford, Jr., G, Tulsa
Freshman of the Week: Karina Gordon, Fr., G, East Carolina

**November 20**

Player of the Week: Tiara Young, Gr., G, SMU
Freshman of the Week: Vittoria Blasigh, Fr., G, South Florida

**November 27**

Player of the Week: Temira Poindexter, Jr., F, Tulsa
Freshman of the Week: Salese Blow, Fr., G, Wichita State

**December 4**

Player of the Week: Danae McNeal, East Carolina
Freshman of the Week: Jade Weathersby, F, UAB

**December 10**

Player of the Week: DesiRay Kernal, Gr., F, North Texas
Freshman of the Week: Vittoria Blasigh, Fr., G, South Florida

**December 18**

Player of the Week: Mia Moore, R-So., G, UAB
Freshman of the Week: Jade Weathersby, Fr., F, UAB

**December 26**

Player of the Week: Amiya Joyner, So., F, East Carolina
Freshman of the Week: <b>Idara Udo, Fr., F, UTSA</b>

**January 1**

Player of the Week: Tre'Zure Jobe, R-Sr., G, Wichita State
Freshman of the Week: Vittoria Blasigh, Fr., G, South Florida

**January 8**

Player of the Week: Dazia Lawrence, R-Jr., G, Charlotte
Freshman of the Week: Karina Gordon, Fr., G, East Carolina

**January 15**

Player of the Week: Tiara Young, Gr., G, SMU
Freshman of the Week: Vittoria Blasigh, Fr., G, South Florida

**January 22**

Player of the Week: Temira Poindexter, Jr., F, Tulsa
Freshman of the Week: <b>Aysia Proctor, Fr, G, UTSA</b>

**January 29**

Player of the Week: DesiRay Kernal, Gr., F, North Texas
Freshman of the Week: Mady Cartwright, Fr., G, Tulsa

**February 5**

Player of the Week:
Freshman of the Week:

**February 12**

Player of the Week:
Freshman of the Week:

**February 19**

Player of the Week:
Freshman of the Week:

**February 26**

Player of the Week:
Freshman of the Week:

**March 4**

Player of the Week:
Freshman of the Week:

### 2023-24 AAC Standings

School	AAC	Pct.	Ovr.	Pct.	Streak
North Texas	7-2	.778	17-4	.810	L1
UAB	7-2	.778	16-5	.762	W1
Tulsa	6-3	.667	16-6	.727	L1
Rice	6-3	.667	12-8	.600	W1
Temple	6-3	.667	12-9	.571	W2
East Carolina	5-4	.556	12-8	.600	W1
South Florida	5-4	.556	13-9	.591	W2
Charlotte	5-4	.556	12-9	.571	L3
<b>UTSA</b>	<b>5-4</b>	<b>.556</b>	<b>11-9</b>	<b>.550</b>	<b>W1</b>
SMU	4-6	.400	10-11	.476	L1
Memphis	3-6	.333	7-13	.350	L1
Tulane	2-7	.222	9-11	.450	W1
Wichita State	2-8	.200	6-16	.273	L4
Florida Atlantic	1-8	.111	6-14	.300	L1

### WBCA Coaches Poll • Jan. 30, 2024

#	School (Record)	Pts.	Prev.	1st
1	South Carolina (19-0)	800	1	32
2	Kansas State (20-1)	762	2	0
3	Stanford (19-2)	722	5	0
4	Iowa (19-2)	717	5	0
5	North Carolina State (18-2)	669	7	0
6	Colorado (17-3)	595	3	0
7	Ohio State (17-3)	585	12	0
8	UCLA (16-3)	565	4	0
9	Indiana (17-2)	529	13	0
10	Connecticut (17-4)	481	8	0
11	LSU (18-4)	437	9	0
12	Louisville (18-3)	409	16	0
13	Baylor (16-3)	402	15	0
14	Texas (19-3)	394	11	0
15	Southern California (14-4)	363	10	0
16	Notre Dame (15-4)	331	18	0
17	Gonzaga (20-2)	324	17	0
18	Virginia Tech (16-4)	259	19	0
19	Oregon State (17-3)	233	25	0
20	Utah (15-6)	203	14	0
21	Creighton (16-3)	161	20	0
22	West Virginia (17-2)	156	23	0
23	Syracuse (17-3)	143	22	0
24	North Carolina (15-6)	53	21	0
25	Princeton (15-3)	37	NR	0

RV (In AAC): N/A



# AROUND THE AMERICAN



## CONFERENCE TEAM RANKINGS



Team	Offense				Defense			
	Scoring	FG Pct	3FG Pct	Rebounds	Scoring	FG Pct	3FG Pct	Rebounds
Charlotte	8	6	7	9	5	5	9	2
East Carolina	11	13	12	13	2	6	7	11
Fla. Atlantic	14	9	2	11	11	10	14	9
Memphis	7	14	13	5	13	13	11	14
North Texas	1	1	8	2	3	3	1	3
Rice	6	8	5	10	6	7	6	6
SMU	3	2	3	12	12	8	8	7
South Fla.	13	11	9	3	1	4	12	5
Temple	5	10	11	4	4	9	5	8
Tulane	9	5	6	14	8	12	13	1
Tulsa	4	3	4	6	10	2	4	13
UAB	2	4	1	7	9	11	2	10
UTSA	10	7	10	1	7	1	10	4
Wichita St.	12	12	14	8	14	14	3	12

Team	FT Pct.	3FGs	Blocks	Steals	Assists	Scoring Margin	Rebound Margin	Turnover Margin	Ast/TO Ratio
Charlotte	5	9	6	4	10	8	3	8	13
East Carolina	7	13	5	1	11	6	14	1	10
Fla. Atlantic	12	6	13	13	14	13	11	13	14
Memphis	14	8	2	2	13	12	10	3	11
North Texas	9	10	9	7	3	1	2	6	7
Rice	3	5	11	6	9	4	7	4	6
SMU	8	14	8	5	2	9	9	5	1
South Fla.	4	4	3	14	4	5	4	10	4
Temple	6	7	7	3	5	2	6	2	2
Tulane	2	3	12	9	1	11	5	11	3
Tulsa	10	2	4	11	8	7	12	12	8
UAB	1	1	10	10	7	3	8	7	5
UTSA	13	12	1	12	6	10	1	14	9
Wichita St.	11	11	14	8	12	14	13	9	12

# AROUND THE AMERICAN



## CONFERENCE INDIVIDUAL LEADERS



To be ranked, a player must appear in at least 75.0% of their team's games.

### Scoring

	Player	G	FG	3FG	FT	Pts	AVG
1.	Poindexter, Temira - Tulsa	22	159	48	70	436	19.82
2.	McNeal, Danae - ECU	20	142	25	84	393	19.65
3.	Crawford, Delanie - Tulsa	22	131	61	83	406	18.45
4.	Young, Tiara - SMU	21	136	9	105	386	18.38
5.	Lawrence, Dazia - CLT	21	127	19	99	372	17.71
6.	Kernal, DesiRay - UNT	21	112	12	106	342	16.29
7.	Griggs, Madison - Mem	20	114	56	41	325	16.25
8.	Whittington, Kyren - Tulane	15	84	13	54	235	15.67
9.	Moore, Mia - UAB	20	103	15	87	308	15.40
10.	Lampkin, Tommisha - UNT	21	121	0	66	308	14.67
11.	Blasigh, Vittoria - USF	22	108	60	45	321	14.59
12.	Galic, Marta - Tulane	20	102	45	41	290	14.50
13.	Ennis, Dominique - Rice	20	96	46	25	263	13.15
14.	Hueston, Tracey - CLT	21	103	8	61	275	13.10
15.	DeShields, Denim - UAB	21	100	7	63	270	12.86
16.	Perry, Mya - FAU	19	81	55	27	244	12.84
17.	Levy, Romi - USF	22	112	12	44	280	12.73
18.	Abies, Daniela - WSU	22	108	2	58	276	12.55
19.	Jobe, Tre'Zure - WSU	22	95	26	47	263	11.95
20.	Nelson, Aleah - Temple	21	85	33	47	250	11.90

### Rebounding

	Player	G	Off	Def	Total	AVG
1.	Moore, Mia - UAB	20	54	134	188	9.40
2.	Smith, Alasia - Mem	20	80	105	185	9.25
3.	Rozentale, Janeta - FAU	20	50	128	178	8.90
4.	Abies, Daniela - WSU	22	85	106	191	8.68
5.	Joyner, Amiya - ECU	19	74	85	159	8.37
6.	Kernal, DesiRay - UNT	21	40	125	165	7.86
7.	Tucker, Rayne - Temple	21	73	88	161	7.67
8.	Coleman, Elyssa - UTSA	20	44	107	151	7.55
9.	Lampkin, Tommisha - UNT	21	59	93	152	7.24
10.	Fisher, Malia - Rice	15	28	80	108	7.20
11.	Lutje Schipholt, Evelien - USF	22	71	87	158	7.18
12.	Periman, Hadley - Tulsa	22	44	109	153	6.95
13.	Parau, Irina - Tulane	20	43	90	133	6.65
14.	Brito, Carla - USF	22	41	104	145	6.59
15.	Udo, Idara - UTSA	20	74	57	131	6.55
16.	Abdur-Rahim, Amirah - SMU	21	39	97	136	6.48
17.	Moore, Jada - FAU	18	38	70	108	6.00
18.	Crawford, Delanie - Tulsa	22	24	106	130	5.91
19.	White, Kyra - UTSA	20	18	99	117	5.85
20.	Young, Tiara - SMU	21	18	101	119	5.67

### Field Goal Percentage (Minimum 5 FGM/G average)

	Player	G	FGM	FGA	Pct.
1.	Lampkin, Tommisha - UNT	21	121	189	.640
2.	Kernal, DesiRay - UNT	21	112	214	.523
3.	Whittington, Kyren - Tulane	15	84	170	.494
4.	Moore, Mia - UAB	20	103	220	.468
5.	Young, Tiara - SMU	21	136	295	.461
6.	Levy, Romi - USF	22	112	243	.461
7.	Crawford, Delanie - Tulsa	22	131	287	.456
8.	Lawrence, Dazia - CLT	21	127	292	.435
9.	Galic, Marta - Tulane	20	102	241	.423
10.	McNeal, Danae - ECU	20	142	343	.414
11.	Poindexter, Temira - Tulsa	22	159	390	.408
12.	Griggs, Madison - Mem	20	114	320	.356

### Assists

	Player	G	No.	AVG
1.	White, Kyra - UTSA	20	103	5.15
2.	DeShields, Denim - UAB	21	106	5.05
3.	Nelson, Aleah - Temple	21	93	4.43
4.	Rainey, Kaylah - Tulane	18	75	4.17
5.	Jones, Tamia - SMU	18	73	4.06
6.	Wilson, Aerial - USF	22	87	3.95
7.	Bradley, Reagan - SMU	21	77	3.67
8.	Jackson, Destiny - Rice	20	67	3.35
9.	Porter, Olivia - CLT	21	63	3.00
10.	Love, Sidney - UTSA	20	57	2.85
	Moore, Mia - UAB	20	57	2.85
12.	Hardaway, Ereauna - UNT	21	59	2.81
	Lawrence, Dazia - CLT	21	59	2.81
14.	Parau, Irina - Tulane	20	55	2.75
15.	Jobe, Tre'Zure - WSU	22	59	2.68

# AROUND THE AMERICAN



## CONFERENCE INDIVIDUAL LEADERS CONT.



### Free Throw Percentage (Minimum 2.5 FTM/G average)

	Player	G	FTM	FTA	Pct.
1.	Jackson, Destiny - Rice	20	51	56	.911
2.	Crawford, Delanie - Tulsa	22	83	100	.830
3.	Lawrence, Dazia - CLT	21	99	121	.818
4.	DeShields, Denim - UAB	21	63	78	.808
	McNeal, Danae - ECU	20	84	104	.808
6.	Moore, Mia - UAB	20	87	108	.806
7.	Whittington, Kyren - Tulane	15	54	68	.794
8.	Fisher, Malia - Rice	15	38	48	.792
9.	Kernal, DesiRay - UNT	21	106	135	.785
10.	Weathersby, Jade - UAB	21	61	82	.744
11.	East, Tiarra - Temple	19	48	65	.738
12.	Owens-Barnett, Jazzy - Rice	17	45	62	.726
13.	Young, Tiara - SMU	21	105	148	.709
14.	Hueston, Tracey - CLT	21	61	86	.709
15.	Blow, Salese - WSU	22	59	86	.686

### Steals

	Player	G	No.	AVG
1.	McNeal, Danae - ECU	20	68	3.40
2.	Whittington, Kyren - Tulane	15	41	2.73
3.	Smith, Alasia - Mem	20	46	2.30
4.	Jones, Tamia - SMU	18	37	2.06
5.	Smith, Imani - CLT	21	41	1.95
6.	Lawrence, Dazia - CLT	21	39	1.86
7.	Griggs, Madison - Mem	20	34	1.70
8.	East, Tiarra - Temple	19	32	1.68
9.	Jobe, Tre'Zure - WSU	22	37	1.68
10.	Fisher, Malia - Rice	15	25	1.67
11.	Kernal, DesiRay - UNT	21	31	1.48
12.	Ennis, Dominique - Rice	20	29	1.45
13.	Bradley, Reagan - SMU	21	30	1.43
14.	Joyner, Amiya - ECU	19	27	1.42
15.	Jackson, Destiny - Rice	20	28	1.40

### 3-Point FG Percentage (Minimum 2 3FG/G average)

	Player	G	3FG	3FGA	Pct.
1.	Perry, Mya - FAU	19	55	124	.444
2.	Crawford, Delanie - Tulsa	22	61	147	.415
3.	Galic, Marta - Tulane	20	45	116	.388
4.	Bershers, Tracey - UAB	21	51	137	.372
5.	Ennis, Dominique - Rice	20	46	128	.359
6.	Blasigh, Vittoria - USF	22	60	173	.347
7.	Griggs, Madison - Mem	20	56	167	.335
8.	Pratt, Hannah - Tulane	20	43	132	.326
9.	Poindexter, Temira - Tulsa	22	48	166	.289

### 3-Point FG Made

	Player	G	3FG	Avg
1.	Perry, Mya - FAU	19	55	2.89
2.	Griggs, Madison - Mem	20	56	2.80
3.	Crawford, Delanie - Tulsa	22	61	2.77
4.	Blasigh, Vittoria - USF	22	60	2.73
5.	Bershers, Tracey - UAB	21	51	2.43
6.	Ennis, Dominique - Rice	20	46	2.30
7.	Galic, Marta - Tulane	20	45	2.25
8.	Poindexter, Temira - Tulsa	22	48	2.18
9.	Pratt, Hannah - Tulane	20	43	2.15
10.	Gary, Tarrionna - Temple	20	37	1.85
11.	Walsh, Maddie - UAB	21	36	1.71
12.	Gordon, Karina - ECU	20	33	1.65
13.	Cartwright, Mady - Tulsa	22	36	1.64
14.	Elley, Ashton - UAB	18	29	1.61
15.	Bokunewicz, Maya - Rice	20	32	1.60

# AROUND THE AMERICAN



## CONFERENCE INDIVIDUAL LEADERS CONT.



### Blocked Shots

	Player	G	No.	AVG
1.	Abdur-Rahim, Amirah - SMU	21	38	1.81
2.	Coleman, Elyssa - UTSA	20	34	1.70
3.	Joyner, Amiya - ECU	19	29	1.53
4.	Poindexter, Temira - Tulsa	22	31	1.41
5.	Smith, Alasia - Mem	20	27	1.35
6.	Lampkin, Tommisha - UNT	21	27	1.29
7.	White, Kyra - UTSA	20	25	1.25
8.	Piper, Ines - Temple	21	26	1.24
9.	Hueston, Tracey - CLT	21	23	1.10
10.	Green, Aliyah - Mem	20	21	1.05
11.	Periman, Hadley - Tulsa	22	22	1.00
12.	Tucker, Rayne - Temple	21	20	0.95
13.	Udo, Idara - UTSA	20	19	0.95
14.	Hanna, Dyllan - FAU	20	18	0.90
15.	Perea, Caranda - Tulsa	22	19	0.86

### Assist/Turnover Ratio (Minimum 3 AST/G average)

	Player	G	Ast.	T/O	Ratio
1.	Nelson, Aleah - Temple	21	93	47	1.98
2.	Rainey, Kaylah - Tulane	18	75	40	1.88
3.	Wilson, Aerial - USF	22	87	49	1.78
4.	Jones, Tamia - SMU	18	73	44	1.66
5.	Jackson, Destiny - Rice	20	67	42	1.60
6.	White, Kyra - UTSA	20	103	67	1.54
7.	Bradley, Reagan - SMU	21	77	53	1.45
8.	DeShields, Denim - UAB	21	106	74	1.43
9.	Porter, Olivia - CLT	21	63	58	1.09

### Offensive Rebounds

	Player	G	No.	AVG
1.	Smith, Alasia - Mem	20	80	4.00
2.	Joyner, Amiya - ECU	19	74	3.89
3.	Abies, Daniela - WSU	22	85	3.86
4.	Udo, Idara - UTSA	20	74	3.70
5.	Tucker, Rayne - Temple	21	73	3.48
6.	Lutje Schipholt, Evelien - USF	22	71	3.23
7.	Lampkin, Tommisha - UNT	21	59	2.81
8.	Piper, Ines - Temple	21	58	2.76
9.	Moore, Mia - UAB	20	54	2.70
10.	Rozentale, Janeta - FAU	20	50	2.50
11.	Hanna, Dyllan - FAU	20	46	2.30
12.	Wyche, Tatyana - ECU	19	42	2.21
13.	Coleman, Elyssa - UTSA	20	44	2.20
14.	Parau, Irina - Tulane	20	43	2.15
15.	Moore, Jada - FAU	18	38	2.11

### Defensive Rebounds

	Player	G	No.	AVG
1.	Moore, Mia - UAB	20	134	6.70
2.	Rozentale, Janeta - FAU	20	128	6.40
3.	Kernal, DesiRay - UNT	21	125	5.95
4.	Coleman, Elyssa - UTSA	20	107	5.35
5.	Fisher, Malia - Rice	15	80	5.33
6.	Smith, Alasia - Mem	20	105	5.25
7.	Periman, Hadley - Tulsa	22	109	4.95
8.	White, Kyra - UTSA	20	99	4.95
9.	Crawford, Delanie - Tulsa	22	106	4.82
	Abies, Daniela - WSU	22	106	4.82
11.	Young, Tiara - SMU	21	101	4.81
12.	Brito, Carla - USF	22	104	4.73
13.	Abdur-Rahim, Amirah - SMU	21	97	4.62
14.	Poindexter, Temira - Tulsa	22	99	4.50
	Parau, Irina - Tulane	20	90	4.50

# AROUND THE AMERICAN



## CONFERENCE INDIVIDUAL LEADERS CONT.



### Minutes Played

	Player	G	No.	AVG
1.	Griggs, Madison - Mem	20	717	35.86
2.	White, Kyra - UTSA	20	700	35.02
3.	Poindexter, Temira - Tulsa	22	748	34.01
4.	Bradley, Reagan - SMU	21	709	33.78
5.	Young, Tiara - SMU	21	707	33.66
6.	Jones, Tamia - SMU	18	602	33.44
7.	Moore, Mia - UAB	20	665	33.23
8.	DeShields, Denim - UAB	21	692	32.93
9.	Galic, Marta - Tulane	20	658	32.91
10.	McNeal, Danae - ECU	20	651	32.57
11.	Crawford, Delanie - Tulsa	22	694	31.55
12.	Nelson, Aleah - Temple	21	655	31.18
13.	Rozentale, Janeta - FAU	20	623	31.16
14.	Jobe, Tre'Zure - WSU	22	676	30.74
15.	Lawrence, Dazia - CLT	21	645	30.71

### Team Identification

Team	Team ID
Charlotte	CLT
East Carolina	ECU
Fla. Atlantic	FAU
Memphis	Mem
North Texas	UNT
Rice	Rice
SMU	SMU
South Fla.	USF
Temple	Temple
Tulane	Tulane
Tulsa	Tulsa
UAB	UAB
UTSA	UTSA
Wichita St.	WSU



# AROUND THE AMERICAN



## CONFERENCE TEAM HIGHS



<b>POINTS</b>	117		North Texas vs North Texas-Dallas (11/06/2023)
	109		Temple vs Delaware St. (11/06/2023)
<b>FIELD GOALS MADE</b>	43		Temple vs Delaware St. (11/06/2023)
	40		South Fla. vs Gardner-Webb (12/10/2023)
<b>FIELD GOAL ATTEMPTS</b>	86		Memphis at UAB (01/03/2024)
	81		UTSA vs Wichita St. (01/06/2024)
	81		Temple vs Northwestern (12/21/2023)
	81		Temple at La Salle (12/17/2023)
<b>FIELD GOAL PERCENTAGE</b>	.608	(31-51)	SMU vs Air Force (12/21/2023)
	.603	(35-58)	North Texas vs Fla. Atlantic (01/07/2024)
<b>3 PT FG MADE</b>	14		Tulsa vs Wichita St. (01/20/2024)
	14		UAB at Charlotte (01/07/2024)
	14		Tulane vs New Orleans (12/06/2023)
<b>3 PT FG ATTEMPTS</b>	35		UAB at Wichita St. (01/25/2024)
	33		Tulane at North Texas (01/24/2024)
<b>3 PT FG PERCENTAGE</b>	.667	(6-9)	North Texas at South Fla. (01/20/2024)
	.636	(7-11)	SMU vs Alabama St. (11/11/2023)
<b>FREE THROWS MADE</b>	40		SMU at Memphis (01/11/2024)
	36		North Texas vs North Texas-Dallas (11/06/2023)
<b>FREE THROW ATTEMPTS</b>	60		SMU at Memphis (01/11/2024)
	49		North Texas vs North Texas-Dallas (11/06/2023)
<b>FREE THROW PERCENTAGE</b>	1.000	(2-2)	Tulane vs Rice (01/20/2024)
	.941	(16-17)	South Fla. vs Baylor (N) (12/21/2023)
<b>REBOUNDS</b>	57		UTSA at Oregon (12/17/2023)
	57		Rice vs Houston Christian (11/06/2023)
<b>ASSISTS</b>	27		Tulane vs New Orleans (12/06/2023)
	26		Temple vs Delaware St. (11/06/2023)
<b>STEALS</b>	32		East Carolina vs USC Upstate (11/09/2023)
	21		North Texas vs North Texas-Dallas (11/06/2023)
<b>BLOCKED SHOTS</b>	11		East Carolina vs George Mason (12/18/2023)
	11		UTSA vs Texas St. (11/30/2023)
<b>TURNOVERS</b>	31		UTSA at Texas Tech (11/20/2023)
	30		Charlotte vs West Virginia (N) (11/24/2023)
<b>FOULS</b>	43		Memphis vs SMU (01/11/2024)
	32		Temple vs Charlotte (01/21/2024)
	32		SMU at Memphis (01/11/2024)