

UTA BASEBALL

2024 Baseball Game Notes

THE MATCHUP

Games 01-04 | UTSA Roadrunners

February 16-18 | San Antonio, Texas | Roadrunner Field



UT Arlington Mavericks (29-29, 15-12 WAC) 2023 Record



UT Arlington Head Coach:
Clay Van Hook (2nd)
Record at UTA: 29-29

	Overall	WAC
Batting Average:	.289	.295
Slugging Percentage:	0.440	.453
Runs Per Game:	6.53	7.33
ERA:	7.00	6.34
Fielding Pct:	.963	.965

2023 TEAM STATS

VS UTSA Roadrunners (38-19, 21-8 C-USA) 2023 Record



UTSA Head Coach:
Pat Hallmark (2nd)
Record at UTSA: 108-72

	Overall
Batting Average:	.308
Slugging Percentage:	0.503
Runs Per Game:	7.60
ERA:	5.08
Fielding Pct:	.976

2023 TEAM STATS

Key Story Lines

Leading Off

UT Arlington comes into the 2024 season projected to place 5th in the Western Athletic Conference, according to Preseason Coaches Poll

The Mavericks feature 8 TRUE freshman on the team, the most since the 2021 campaign.

UT Arlington lead the all-time series against UTSA 26-15. The last game between the Mavs and Roadrunners occurred on March 7th, 2021, where the Roadrunners won 16-1.

The Mavs feature an all-time record of 13-10 when on the road against UTSA, dating back to 2003.

This will be the Mavericks only series of the 2024 season that will feature a doubleheader.

Quick hitters

This will be the 41st meeting between the two programs.

UTA was shutout just one time last season, which came in the semifinal game of the WAC Tournament against Utah Valley. Before that, UTA had not been shutout since April 1, 2021 in a 2-0 loss to Texas State in San Marcos.

UTA carried a 12-17 record on the road last season, holding an 2-5 record in their last 7 away games.

The Mavs had 10 wins on the season when they enter the 7th inning or later either tied or trailing.

The Mavs were 12-5 last season when games were decided by 1 run.

Broadcast Info

WATCH LIVE:



LIVE STATS:
UTASTATS.COM

FOLLOW US:
@UTAMavsBSB

(Twitter, Instagram, Facebook)

WHO WE ARE

The UTA Athletic Department kindly asks that members of the media and athletic institutions refer to the University as UT Arlington (or UTA). Using Texas-Arlington, UT-Arlington or any other forms is incorrect.

2024 SCHEDULE

DATE	OPPONENT	TIME
FEBRUARY		
16	@ UTSA	4 PM
17	@ UTSA	12 PM
17	@ UTSA	3 PM
18	@ UTSA	1 PM
20	Texas Tech 	6 PM
23	Boston College	6 PM
24	Boston College	2 PM
25	Boston College	1 PM
28	@ Sam Houston	6:30 PM

DATE	OPPONENT	TIME
MARCH		
1	@ Lamar	6 PM
2	@ Lamar	5 PM
3	@ Lamar	1 PM
5	Arizona State	1 PM
8	Utah Tech *	6 PM
9	Utah Tech *	2 PM
10	Utah Tech *	1 PM
13	Oklahoma	6 PM
15	@ Abilene Christian *	6:05 PM
16	@ Abilene Christian *	3:05 PM
17	@ Abilene Christian *	1:05 PM
19	@ TCU	6 PM
22	Stephen F. Austin *	6 PM
23	Stephen F. Austin *	2 PM
24	Stephen F. Austin *	1 PM
26	DBU	6 PM
28	@ California Baptist *	8 PM
29	@ California Baptist *	7 PM
30	@ California Baptist *	1 PM

DATE	OPPONENT	TIME
APRIL		
2	TCU	6 PM
5	@ UT Rio Grande Valley *	6 PM
6	@ UT Rio Grande Valley *	2 PM
7	@ UT Rio Grande Valley *	12 PM
9	@ Oklahoma	6:30 PM
12	Grand Canyon *	6 PM
13	Grand Canyon *	2 PM
14	Grand Canyon *	12 PM
16	Baylor	6 PM
19	@ Utah Valley *	7:05 PM
20	@ Utah Valley *	3:05 PM
21	@ Utah Valley *	1:05 PM
23	@ Texas	6:30 PM
26	@ Houston	6:30 PM
27	@ Houston	6:30 PM
28	@ Houston	1 PM
30	@ Baylor	6:30 PM

DATE	OPPONENT	TIME
MAY		
3	Sacramento State *	6 PM
4	Sacramento State *	2 PM
5	Sacramento State *	12 PM
7	@ DBU	6:30 PM
10	@ Seattle U *	1 PM
11	@ Seattle U *	4 PM
12	@ Seattle U *	TBA
16	Tarleton *	6 PM
17	Tarleton *	5 PM
18	Tarleton *	1 PM

 Played at Globe Life Field
* Western Athletic Conference
^ WAC Tournament (Mesa, Ariz.)

QUICK FACTS

GENERAL

Name	UT Arlington
City/Zip	Arlington, Texas 76019
Founded	1895 (Senior College 1959)
Enrollment	42,000
Nickname	Mavericks
School Colors	Royal Blue, Orange
Affiliations	NCAA Division I
Conference	Western Athletic Conference
President	Dr. Jennifer Cowley
Director of Athletics	Jon Fagg
Associate AD/SWA	Debbie Garcia
Athletics Website	UTAMavs.com
Athletic Dept Phone Number	(817) 272-2261

HISTORY

First Year of Baseball	1969
All-Time Record	1,520-1,487-1
Regular Season Conf. Championships	3
Years	1990, 1992, 2013
Conference Tournament Championships	3
Years	2001, 2006, 2012
NCAA Tournament Appearances	5
Years	1990, 1992, 2001, 2006, 2012

STADIUM

Facility (Capacity)	Clay Gould Ballpark (1,600)
----------------------------	------------------------------------

COACHING STAFF

Head Coach	Clay Van Hook
Alma Mater	Texas, 2007
Record at UTA (Yrs.)	29-29
Overall Record (Yrs.)	29-29
Office Phone	(817) 272-2815
Assistant Coaches	Mike Trapasso Mike Taylor Ben Breazeale

TEAM INFORMATION

2023 Overall Record	29-29
Home Record	12-9
Away Record	12-17
Neutral Site Record	5-3
WAC Record	16-14
Position Players Returning/Lost	8/10
Pitchers Returning/Lost	7/12
Letterwinners Returning/Lost	15/25
Newcomers	23 (8 Freshman)

2024 UTA MAVERICK BASEBALL ROSTER

#	NAME	POS.	HT.	WT.	CL.	B/T	HOMETOWN / HIGH SCHOOL / PREVIOUS COLLEGE
0	Tate Bethel	RHP/INF	6-1	195	Jr.	R/R	Sherman, Texas / Sherman HS / Blinn College
2	Cason Gregory	SS	5-11	170	R-Jr.	R/R	Cleburne, Texas / Cleburne HS
3	Kyzer Harrington	INF	6-0	165	Fr.	R/R	Midlothian, Texas / Midlothian HS
4	Zach Henry	OF	6-0	195	R-Jr.	L/R	Rockwall, Texas / Rockwall HS
6	Cade Sumbler	C/1B	5-11	180	R-Jr.	R/R	Midlothian, Texas / Heritage HS / Oklahoma State
7	William Johnson	INF	6-1	170	Fr.	R/R	Plano, Texas / Prestonwood Christian Academy
9	Caylon Dygert	RHP	6-1	195	Fr.	R/R	Magnolia, Texas / Magnolia West HS
10	Parker Airhart	C	6-0	210	Jr.	R/R	Sugar Land, Texas / Fort Bend Dulles HS / Galveston College
11	Tyce Armstrong	INF	6-4	220	Jr.	R/R	Conroe, Texas / Magnolia HS
12	Zach Norris	RHP	6-1	210	Sr.	R/R	Paris, Texas / Paris HS / Paris JC
13	Ryan Black	INF	6-1	195	So.	L/R	Grand Prairie, Texas / Mansfield Lake Ridge HS
14	Jackson Hill	OF	6-2	170	Fr.	L/R	Keller, Texas / Keller HS
15	Garrison Berkley	OF	6-2	195	R-Jr.	R/R	Aledo, Texas / Aledo HS / TCU
16	Nicholas Robb	RHP	6-3	175	Fr.	R/R	Keller, Texas / Keller HS
17	Matt Hudspeth	RHP	6-3	180	Fr.	R/R	Arlington, Texas / Arlington Martin HS
18	Austin Wallace	LHP	6-4	220	R-Jr.	L/L	Flower Mound, Texas / Flower Mound HS / Wichita State
20	Jason Scramton	RHP	6-3	215	Jr.	R/R	Sachse, Texas / Sachse HS / Dallas College Richland
21	Garrett Gainer	RHP	6-4	180	Sr.	R/R	Winnsboro, Texas / Winnsboro HS / Stephen F. Austin
22	Tyson Pointer	OF	6-1	200	Sr.	R/R	Dallas, Texas / Jesuit College Prep School / Odessa College
23	Jojo Medellin	INF	6-1	175	So.	S/R	League City, Texas / Bay Area Christian HS / Baylor
24	Dante Cano	LHP	6-4	180	So.	L/L	Abilene, Texas / Abilene Wylie HS / Houston
25	Ryan Ellis	INF/OF	5-9	160	Jr.	L/R	Peoria, Ariz. / Mountain Ridge HS / Saint Mary's College
26	Armani Knipper	RHP	5-11	190	Fr.	R/R	Southlake, Texas / Southlake Carroll HS
27	Cade McGlade	LHP	6-3	210	Jr.	L/L	McKinney, Texas / Allen HS / Odessa College
28	Aaron Calhoun	RHP	5-10	165	Jr.	R/R	Pearland, Texas / Clear Brook HS / Oklahoma
29	JD Moreno	OF	5-9	175	So.	L/L	Grand Prairie, Texas / Mansfield Lake Ridge HS / ^{New Mexico} JC
31	Logan Myers	OF	6-2	170	Fr.	R/R	Arlington, Texas / Arlington Martin HS
32	Joe Steeber	RHP	6-4	215	Jr.	R/R	Southlake, Texas / Southlake Carroll HS / Hill Junior College
33	Trevor Eby	RHP	6-1	170	Jr.	R/R	Palm Desert, Calif. / Palm Desert HS / Saddleback College
34	Jack Hagan	RHP	6-3	200	Sr.	R/R	McKinney, Texas / McKinney Boyd HS
36	Reed Thomas	C	6-0	185	Sr.	L/R	Mansfield, Texas / Mansfield HS / Seward CC
37	Tristan Wittau	LHP	6-2	190	Jr.	L/L	Denton, Texas / Denton HS / Navarro College
38	Caden Noah	LHP	5-10	185	Sr.	L/L	Longview, Texas / Spring Hill HS / Texas
40	Jake Curtis	C	5-11	175	Jr.	R/R	Ladera Ranch, Calif. / San Juan Hills HS
41	Tripp Bernethy	RHP	5-10	170	Jr.	R/R	Burleson, Texas / Burleson Centennial HS
44	Collin Horton	RHP	6-0	210	Jr.	R/R	Keller, Texas / Keller HS / New Orleans
47	Jacob Hasty	LHP	6-2	230	Sr.	L/L	Keller, Texas / Liberty Christian HS / Missouri
50	Sam Collins	LHP	6-1	220	So.	R/L	Azle, Texas / Azle HS / Weatherford College
54	Harrison Hammond	LHP	5-10	180	Jr.	L/L	Arlington, Texas / Arlington HS / Dallas College - Northlake

COACHING STAFF

Head Coach: Clay Van Hook, 2nd season (Texas, 2007)
Assistant Coach: Mike Trapasso, 2nd season (Oklahoma State, 1987 / Missouri, 1991)
Assistant Coach: Mike Taylor, 2nd season (Prairie View A&M, 1998)
Assistant Coach: Ben Breazeale, 2nd season (Wake Forrest, 2017 / Arkansas, 2021)
Associate Athletic Trainer: Kayla Kabrich, 1st season (Cincinnati, 2020 / Little Rock, 2022)
Assistant Strength & Conditioning Coach: Tommy McMahon, 3rd season

PRONUNCIATION GUIDE

Jack HAGAN	Hey-gehn
Caylon DYGERT	Dye-ger-t
Matt HUDSPETH	Huds-pith
Garrett GARNER	Gur-ner
Jojo MEDELLIN	Meta-YEEN
Dante CANO	Caw-no
Armani KNIPPER	Ka-Nipp-er
Trevor EBY	E-Bee
Tristan WITTAU	WIT-TOW
Tripp BERNETHY	Burn-E-Thee

ATHLETIC COMMUNICATIONS

CONTACT INFORMATION

Marshall Wolfe
Assistant Director of Communications
Cell: (817) 773-2699
Email: marshall.wolfe2@uta.edu

All communications requests should be made to Marshall Wolfe (marshall.wolfe2@uta.edu) regarding credentials and/or interview requests.

Post-game interviews at home will take place next to the UTA dugout approximately 5 minutes after the conclusion of the game.

FOLLOW US

Website: UTAMavs.com
Twitter: @UTAMavsBSB
Facebook: @UTAMavsBaseball
Instagram: @UTAMavsBSB

TOUGH SCHEDULE

UTA had the third highest RPI ranking in the WAC last season, coming in at 113 behind Grand Canyon (69) and Sam Houston (84).

DOUBLE OR NOTHING

As a team, UTA hit 111 doubles on the 2023 year, which was the eighth most in team history. The 111 doubles ranked T-87th in the NCAA.

NAIL BITERS

26 of the Mavs games this season have been decided by three runs or less.

SEALING THE DEAL

The Mavs were 22-2 on the season when leading after 8 innings of play. The pitching staff registered 17 saves on the season, ranking the third most in program history in a single season.

WINNING AT HOME

During 2023 UTA had a home record of 12-9. The Mavs finished one win shy of matching their total number of home wins from 2022 at 13. They finished with a winning record at home for the first time since 2021 and the highest winning percentage at home since 2019.

HIT FACTORY

The Mavs had 576 hits on the 2023 season, 73rd best in the nation. UTA carried a .289 team batting average to end the season which ranked 93rd in the NCAA.

RECORD SETTERS

The Mavericks hit eight home runs in one game, breaking a nearly 30 year old record that was set way back on April 10, 1993 when the Mavericks hit seven long balls against Texas State. The new record came at the expense of the Houston Cougars on Friday, March 24, in the Mavs second game of the day. Six different Mavs helped accomplish the feat: Garrison Berkley (2), Ryan Black, Cade Sumbler (2), former players Wilson Galvan, Tyler Rice and Ben Lumsden also had a solo shot.

PLAYER PROFILES

Garrison Berkley smacked 20 doubles last year, tops in the WAC and 55th best in the NCAA. Berkley carries a .350 average for the year, tops on the team, and was the only Mav to start in all 58 games.

Ryan Black lead the Mavs with 57 RBIs on the 2023 season. Black hit .341 on the year with 12 doubles and seven home runs in his rookie campaign. His six sacrifice flies are tops in the WAC and 6th in the NCAA.

Tyson Pointer slashed .296 on the year with 15 doubles, one triple and nine home runs. He boasted a .529 slugging percentage, which lead the team. Pointer had two games last season in which he had five or more RBIs, tops on the team.

NEW ERA

UTA is led by Clay Van Hook with assistants Mike Trapasso, Mike Taylor and Ben Breazeale, all entering their 2nd season. Van Hook and co. look to continue on a new era in the WAC. This is the third stint in the WAC for the Mavericks, the first coming back in 2013 where UTA were named the regular season champions.

CHICKS DIG THE LONGBALL

During the 2022 season where the Mavericks hit 20 homeruns in 54 games as a team, UTA hit 56 bombs in 58 games in the 2023 campaign. The 56 total home runs hit as a team are tied for the third most in program history. Last year's team matched the 56 homers hit in 1996, and sat just two behind the 2003 squad, where they finished with 58. The 1998 team hit the most in the program record books with 72 on the year.

VAN HOOK FILE



COACHING STOPS

- 2022-present
UT Arlington, Head Coach
- 2018-2022:
Oklahoma, Assistant Coach
- 2012-2017:
Rice, Assistant Coach
- 2009-2011:
McNeese, Assistant Coach
- 2008:
Texas, Student Assistant Coach

COACHING RECORD

YEAR	RECORD
2023*	29-29

PLAYERS DRAFTED

UT ARLINGTON*	2
OKLAHOMA	31
RICE	28
MCNEESE	6

*As Head Coach

UT ARLINGTON BASEBALL HEAD COACH: CLAY VAN HOOK

In his first season as head coach, Van Hook produced a .500 record going 29-29. He was the catalyst behind UTA's success in the 2023 WAC Championship. After losing the opening game, Van Hook led the Mavs to three straight victories, including a win against the #1 seed GCU, to secure the Mavs a spot in the semifinals.

Former Oklahoma assistant coach Clay Van Hook was named the 7th head coach of the UT Arlington baseball program on July 1, 2022.

Van Hook spent five seasons as an assistant coach for Oklahoma, culminating with a College World Series Final in June of 2022. While with the Sooners, he served as the hitting coach, helped create the offensive game plan and worked with the infielders. He was also the third base coach on game days and assisted in coordinating OU's recruiting efforts. In 2022, the Sooners were one of the top offenses in the nation. OU finished in the top five in the NCAA in base on balls (3rd, 374) and stolen bases (4th, 145). They were also ranked in the top 15 in the NCAA in runs scored (11th, 518), hits (14th, 675) and on-base percentage (14th, .412).

A native of Brenham, Texas, with deep Lone Star State recruiting roots, Van Hook served as Oklahoma's recruiting coordinator since 2021. In 2022, he was responsible for bringing in the nation's 13th-ranked recruiting class, according to Baseball America.

In the past two years, OU has had 13 players selected in the MLB Draft. Additionally, in the 2018 MLB Draft, a pair of Sooners went in the first two rounds in Kyler Murray (1st Round, Pick 9) and Steele Walker (2nd Round, 46th Overall).

Prior to Oklahoma, Van Hook spent six seasons as an assistant coach at Rice. While with the Owls, he helped guide the program to NCAA Tournament appearances all six years from 2012 to 2017 and won the 2013 Oregon Regional.

Rice's offense was nationally recognized in 2014 and 2015, finishing in the top 40 in the NCAA both seasons. During the 2014 campaign, Rice led Conference USA and had the 13th-most hits in the nation, averaging 10.2 per game. During his tenure with Rice, the Owls claimed 11 All-Americans, 31 all-conference selections and had 28 players selected in the MLB Draft.

Before getting to Rice, Van Hook was an assistant coach at McNeese State from 2009-11. The 2009 season saw the Cowboys set a school record in batting average (.312), while the 2010 team finished with the 7th-highest in school history. During his three seasons, he helped develop 14 all-league players and witnessed six players get drafted.

His coaching career began as a student assistant coach at Texas for the 2008 season.

Personal:

Van Hook played one season at Navarro College before becoming a three-year letterman at Texas (2005-07). He was a member of the 2005 UT team which won the College World Series, and was a Second Team All-Big 12 pick that same year. Van Hook was selected by the Seattle Mariners in the 2007 MLB Draft following his senior season.

Van Hook and his wife, Selina, have a daughter, Avery, and a son, Briscoe.

COACHES AND STAFF



Mike Trapasso
Assistant Coach 2nd Year



Mike Taylor
Assistant Coach 2nd Year



Ben Breazeale
Assistant Coach 2nd Year



Kayla Kabrich
Associate Athletic Trainer 1st Year



Tommy McMahon
Asst. Strength Coach 3rd Year

RECORD RUNDOWN (2023)

Overall	29-29
vs. Top-5 Teams	0-0
vs. Top-10 Teams	1-1
vs. Top-25 Teams	0-3
vs. Unranked Teams	25-23
At home	12-9
On the road	12-17
At neutral sites	2-1
In day games	18-20
In night games	8-7
In extra innings	1-1
Vs. left-handed starter	6-7
Vs. right-handed starter	20-20
When scoring first	15-10
When opponent scores first	11-17
When leading after 4 innings	13-2
When trailing after 4 innings	7-19
When tied after 4 innings	6-6
When leading after 8 innings	22-2
When trailing after 8 innings	1-19
When tied after 8 innings	2-2
Series W-L-T	6-5-0
Series sweeps/times swept	0-1
When scoring 0-2 runs	0-6
When scoring 3-5 runs	7-12
When scoring 6-9 runs	10-6
When scoring 10+ runs	9-3
Shutouts vs. times shut out	0-0
When opponent scores 0-2 runs	5-0
When opponent scores 3-5 runs	9-4
When opponent scores 6-9 runs	10-6
When opponent scores 10+ runs	2-17
When out-hitting opponent	15-4
When out-hit by opponent	7-22
When hits are equal	4-1
When hitting a home run	20-11
When opponent hits a home run	14-21
When errorless	8-7
When committing one error	9-9
When committing 2+ errors	9-11
When opponent is errorless	6-14
When opponent commits one error	8-6
When opponent commits 2+ errors	12-7
Longest winning streak	5
Longest losing streak	5
Vs. WAC	16-14
Vs. non-conference	10-13

WESTERN ATHLETIC CONFERENCE

2024 WAC PRESEASON COACHES POLL

SCHOOL	RANK	1ST PLACE	POINTS
Grand Canyon	1	9	99
Utah Valley	2	1	75
California Baptist	3	1	74
Abilene Christian	4	-	70
UT Arlington	5	-	68
UT Rio Grande Valley	6	-	59
Sacramento State	7	-	54
Seattle U	8	-	39
Tarleton State	9	-	34
Stephen F. Austin	10	-	19
Utah Tech	11	-	16

2023 WAC REGULAR SEASON STANDINGS

SCHOOL	WAC	OVERALL
Grand Canyon	22-7	36-19
Sam Houston	22-8	33-22
Utah Valley	16-12	31-22
Seattle U	17-13	21-30
Abilene Christian	16-14	33-22
UT Arlington	16-14	26-27
UT Rio Grande Valley	15-14	29-24
California Baptist	15-15	28-28
Sacramento State	14-16	30-26
Stephen F. Austin	12-18	22-28
Tarleton	10-18	26-26
New Mexico State	9-21	14-37

MULTI HIT GAMES (2023)

Multiple Hit Games	2	3	4	5+	Total
15 Berkley, Garrison	16	7	3	-	26
13 Black, Ryan	17	7	-	-	24
22 Pointer, Tyson	12	4	1	-	17
6 Sumbler, Cade	12	3	-	-	15
17 Galvan, Wilson	9	5	-	-	14
7 Rice, Tyler	11	1	-	-	12
3 Cavanagh, Matt	8	2	1	-	11
23 Saunders, Steven	9	1	-	-	10
43 Lumsden, Ben	9	-	1	-	10
11 Armstrong, Tyce	5	3	1	-	9
10 Crowell, Sam	5	2	-	-	7
2 Gregory, Cason	2	-	-	-	2
36 Thomas, Reed	1	-	-	-	1
4 Henry, Zach	1	-	-	-	1
28 Rice, Tanner	1	-	-	-	1

HITTING STREAKS (2023)

Hitting Streaks	Longest	Current
22 Pointer, Tyson	15	4
43 Lumsden, Ben	13	-
13 Black, Ryan	12	6
3 Cavanagh, Matt	11	5
17 Galvan, Wilson	11	3
15 Berkley, Garrison	10	-
23 Saunders, Steven	9	-
7 Rice, Tyler	5	4
10 Crowell, Sam	5	1
11 Armstrong, Tyce	4	4
6 Sumbler, Cade	4	-
2 Gregory, Cason	4	4
36 Thomas, Reed	3	-
4 Henry, Zach	2	-
28 Rice, Tanner	1	1
24 Lumsden, Matt	1	-

MULTI RBI GAMES (2023)

Multiple RBI Games	2	3	4	5+	Total
13 Black, Ryan	10	8	-	-	18
22 Pointer, Tyson	7	2	1	2	12
15 Berkley, Garrison	9	2	-	-	11
43 Lumsden, Ben	6	2	1	1	10
17 Galvan, Wilson	5	1	1	1	8
3 Cavanagh, Matt	4	1	-	-	5
23 Saunders, Steven	2	2	-	-	4
10 Crowell, Sam	1	3	-	-	4
6 Sumbler, Cade	3	1	-	-	4
7 Rice, Tyler	2	1	-	-	3
11 Armstrong, Tyce	1	1	1	-	3
4 Henry, Zach	1	-	-	-	1
2 Gregory, Cason	1	-	-	-	1
28 Rice, Tanner	1	-	-	-	1
TEAM	53	24	4	4	85

REACHED BASE STREAK (2023)

Reached Base Streaks	Longest	Current
17 Galvan, Wilson	45	45
15 Berkley, Garrison	32	11
13 Black, Ryan	17	9
23 Saunders, Steven	16	-
22 Pointer, Tyson	15	11
6 Sumbler, Cade	14	-
43 Lumsden, Ben	14	-
7 Rice, Tyler	13	4
3 Cavanagh, Matt	12	5
11 Armstrong, Tyce	8	8
28 Rice, Tanner	7	7
36 Thomas, Reed	7	7
10 Crowell, Sam	6	1
4 Henry, Zach	5	-
2 Gregory, Cason	4	4
24 Lumsden, Matt	3	-

CLAY GOULD BALLPARK



QUICK FACTS

Capacity	1,600
Address	1400 Maverick, Arlington, TX 76019
Year Opened	1974
First Game	vs. TCU (February 16, 1974)
Record Crowd	2,008 vs TCU (February 21, 2017)
Dimensions	LF - 300; CF - 400; RF - 330

Clay Gould Ballpark has been the home of record breakers, major leaguers and champions. The 1,600-seat facility originally opened in 1974 and has undergone several upgrades to keep the complex amongst the best in college baseball.

In 2015, the Mavericks opened a state-of-the-art clubhouse that gives UTA a new on-site home. The 6,000 sq. ft. facility includes a players clubhouse, an equipment and laundry room, a sports medicine training room and coaches' offices.

UTA's home was re-named Clay Gould Ballpark on April 26, 2003, after the former UT Arlington standout player and coach. The name change was at the suggestion of Dr. Allan Saxe, an associate professor of political science at UT Arlington, whom the ballpark was previously named after. In front of a crowd of nearly 1,000 people, the name change officially took place and Gould's widow, Julie, and daughter, Logan, unveiled the memorial of Clay Gould on the outside wall of the main entrance.

In 2009 a Daktronics ProStar® LED Display video board was installed and the center section of the grandstands also received an upgrade with approximately 345 new seats added. Other additions to the stadium took place in 1999, when a three-foot high brick wall spanning from dugout to dugout was added, along with a new net backstop.

In October 2018, Clay Gould Ballpark was equipped with artificial turf for the home bullpen and mounds. A turf warning track and draining system was installed in January 2020. Renovation and installation of an updated scoreboard and video board is scheduled to be completed in 2021.

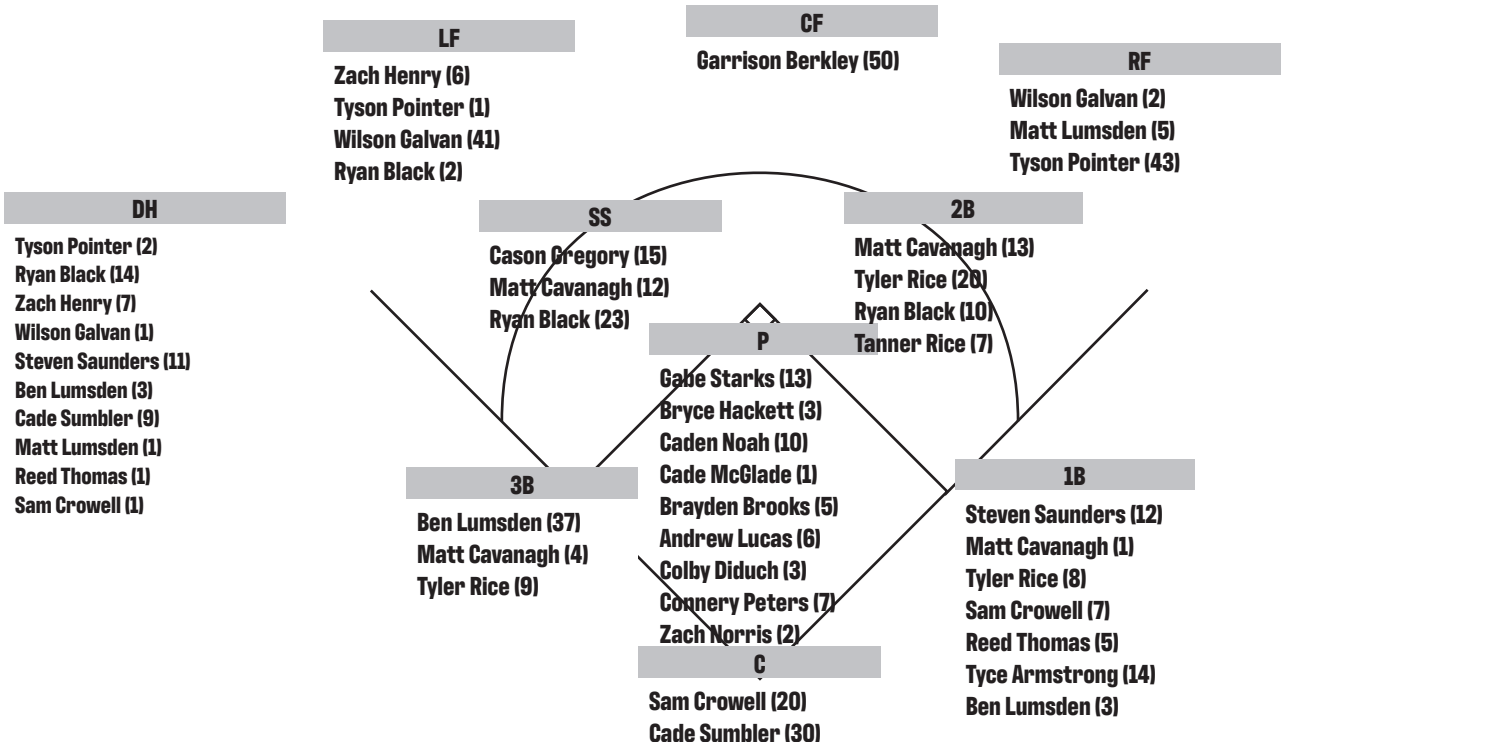
The Mocek Patio, named after John & Pattye Mocek was built in March 2019. There are still two more phases to complete the patio. Phase II will consist of adding an outdoor kitchen, while Phase III will include adding patio furniture.

The stadium was originally opened in 1974 as the Mavericks hosted TCU in what became the UT Arlington debut of head coach Butch McBroom.

Besides UTA baseball, the diamond has played host to the Texas State Junior College Tournament, the state American Amateur Baseball Congress Connie Mack and American Legion Tournaments and numerous high school playoff games. It also served as the venue for Major League tryout camps. The field has dimensions of 330 feet down the lines, 380 feet into the power alleys and 400 feet to straight away center field.

2023 STARTS BY POSITION

OPPONENT	SP	C	1ST	2ND	SS	3RD	LF	CF	RF	DH
Texas A&M - Corpus Christi	Starks	Crowell	Saunders	Cavanagh	Gregory	B. Lumsden	Henry	Berkley	Galvan	Pointer
Texas A&M - Corpus Christi	Hackett	Crowell	Saunders	Ty. Rice	Cavanagh	B. Lumsden	Henry	Berkley	M. Lumsden	Black
Texas A&M - Corpus Christi	Noah	Crowell	Saunders	Cavanagh	Gregory	B. Lumsden	Henry	Berkley	Pointer	Black
Dallas Baptist	McGlade	Crowell	Saunders	Cavanagh	Gregory	B. Lumsden	Henry	Berkley	Pointer	Black
#8 TCU	Brooks	Crowell	Saunders	Cavanagh	Gregory	B. Lumsden	Pointer	Berkley	Galvan	Black
McNeese	Starks	Crowell	Saunders	Cavanagh	Gregory	B. Lumsden	Henry	Berkley	Pointer	Black
McNeese	Hackett	Crowell	Saunders	Cavanagh	Gregory	B. Lumsden	Henry	Berkley	Pointer	Black
McNeese	Noah	Crowell	Saunders	Cavanagh	Gregory	B. Lumsden	Galvan	Berkley	Pointer	Black
Oklahoma	-	-	-	-	-	-	-	-	-	-
Northwestern State	Starks	Crowell	Saunders	Cavanagh	Gregory	B. Lumsden	Galvan	Berkley	Pointer	Black
Northwestern State	Hackett	Sumbler	Cavanagh	Black	Gregory	B. Lumsden	Galvan	Berkley	Pointer	Henry
Northwestern State	Noah	Crowell	Saunders	Cavanagh	Gregory	B. Lumsden	Galvan	Berkley	Pointer	Black
#10 TCU	Lucas	Sumbler	Ty. Rice	Cavanagh	Gregory	B. Lumsden	Black	Berkley	Pointer	Galvan
Tarleton	Starks	Crowell	Ty. Rice	Cavanagh	Gregory	B. Lumsden	Black	Berkley	Pointer	Saunders
Tarleton	Brooks	Sumbler	Ty. Rice	Black	Gregory	Cavanagh	Galvan	Berkley	Pointer	B. Lumsden
Tarleton	Noah	Sumbler	Crowell	Black	Gregory	Ty. Rice	Galvan	Berkley	Pointer	B. Lumsden
#22 Texas Tech	Lucas	Sumbler	Crowell	Black	Gregory	Ty. Rice	Galvan	Berkley	Pointer	B. Lumsden
#22 Texas Tech	Diduch	Crowell	Saunders	Ty. Rice	Black	B. Lumsden	Galvan	Berkley	Pointer	Sumbler
Abilene Christian	Starks	Sumbler	Crowell	Ty. Rice	Black	B. Lumsden	Galvan	Berkley	Pointer	Saunders
Abilene Christian	Brooks	Sumbler	Crowell	Ty. Rice	Black	B. Lumsden	Galvan	Berkley	Pointer	Henry
Abilene Christian	Noah	Sumbler	Crowell	Ty. Rice	Black	B. Lumsden	Galvan	Berkley	Pointer	Henry
Tarleton	Diduch	Sumbler	Saunders	Ty. Rice	Black	B. Lumsden	Galvan	Berkley	Pointer	M. Lumsden
Northwestern	Peters	Crowell	Ty. Rice	Cavanagh	Black	B. Lumsden	Galvan	Berkley	Pointer	Sumbler
Houston	Starks	Sumbler	Ty. Rice	Ta. Rice	Black	B. Lumsden	Galvan	Berkley	M. Lumsden	Henry
Northwestern	Diduch	Sumbler	Ty. Rice	Ta. Rice	Black	B. Lumsden	Galvan	Berkley	M. Lumsden	Saunders
Houston	Noah	Sumbler	Ty. Rice	Ta. Rice	Black	B. Lumsden	Galvan	Berkley	M. Lumsden	Thomas
TCU	Lucas	Sumbler	Thomas	Ty. Rice	Black	B. Lumsden	Galvan	Berkley	M. Lumsden	Pointer
Seattle U	Starks	Sumbler	Crowell	Ty. Rice	Black	B. Lumsden	Galvan	Berkley	Pointer	Saunders
Seattle U	Peters	Sumbler	Thomas	Ty. Rice	Black	B. Lumsden	Galvan	Berkley	Pointer	Henry
Seattle U	Noah	Sumbler	Thomas	Ty. Rice	Black	B. Lumsden	Galvan	Berkley	Pointer	Henry
Lamar	Lucas	Crowell	Thomas	Ty. Rice	Black	B. Lumsden	Galvan	Berkley	Pointer	Sumbler
Utah Tech	Starks	Sumbler	Thomas	Ty. Rice	Black	B. Lumsden	Galvan	Berkley	Pointer	Henry
Utah Tech	Peters	Crowell	Armstrong	Ta. Rice	Black	Ty. Rice	Galvan	Berkley	Pointer	Sumbler
Utah Tech	Noah	Crowell	Armstrong	Ta. Rice	Black	Ty. Rice	Galvan	Berkley	Pointer	Sumbler
Sacramento State	Starks	Crowell	Armstrong	Ty. Rice	Black	Cavanagh	Galvan	Berkley	Pointer	Sumbler
Sacramento State	Peters	Sumbler	Armstrong	Ty. Rice	Black	Cavanagh	Galvan	Berkley	Pointer	Crowell
Sacramento State	Lucas	Sumbler	Crowell	Ta. Rice	Black	Ty. Rice	Galvan	Berkley	Pointer	Saunders
Dallas Baptist	Brooks	Crowell	Armstrong	Ta. Rice	Black	Ty. Rice	Galvan	Berkley	Pointer	Sumbler
Stephen F. Austin	Starks	Sumbler	Armstrong	Ty. Rice	Black	Cavanagh	Galvan	Berkley	Pointer	Saunders
Stephen F. Austin	Peters	Sumbler	Ty. Rice	Cavanagh	Black	B. Lumsden	Galvan	Berkley	Pointer	Saunders
Stephen F. Austin	Noah	Sumbler	Armstrong	Ty. Rice	Cavanagh	B. Lumsden	Galvan	Berkley	Pointer	Black
Texas A&M - Corpus Christi	-	-	-	-	-	-	-	-	-	-
UT Rio Grande Valley	Starks	Sumbler	B. Lumsden	Black	Cavanagh	Ty. Rice	Galvan	Berkley	Pointer	Saunders
UT Rio Grande Valley	Peters	Sumbler	B. Lumsden	Black	Cavanagh	Ty. Rice	Galvan	Berkley	Pointer	Saunders
UT Rio Grande Valley	Noah	Sumbler	Armstrong	Ty. Rice	Cavanagh	B. Lumsden	Galvan	Berkley	Pointer	Black
California Baptist	Starks	Sumbler	B. Lumsden	Black	Cavanagh	Ty. Rice	Galvan	Berkley	Pointer	Saunders
California Baptist	Norris	Crowell	Armstrong	Black	Cavanagh	B. Lumsden	Galvan	Berkley	Pointer	Sumbler
California Baptist	Brooks	Sumbler	Armstrong	Ty. Rice	Cavanagh	B. Lumsden	Galvan	Berkley	Pointer	Black
Texas	Lucas	Crowell	Armstrong	Black	Cavanagh	B. Lumsden	Galvan	Berkley	Pointer	Sumbler
Sam Houston	Starks	Sumbler	Black	Cavanagh	B. Lumsden	B. Lumsden	Galvan	Berkley	Pointer	Saunders
Sam Houston	Norris	Sumbler	Armstrong	Ty. Rice	Cavanagh	B. Lumsden	Galvan	Berkley	Pointer	Black
Sam Houston	Peters	Sumbler	Armstrong	Ty. Rice	Cavanagh	B. Lumsden	Galvan	Berkley	Pointer	Black
Oklahoma	-	-	-	-	-	-	-	-	-	-
Utah Valley										
Utah Valley										
Utah Valley										



2023 GAME-BY-GAME STARTERS BY BATTING LINEUP

OPPONENT	Lead Off	2	3	Clean Up	5	6	7	8	9
Texas A&M - Corpus Christi	Berkley	Henry	Saunders	Galvan	Pointer	B. Lumsden	Cavanagh	Crowell	Gregory
Texas A&M - Corpus Christi	Black	Berkley	Henry	Saunders	B. Lumsden	Cavanagh	M. Lumsden	Crowell	Ty. Rice
Texas A&M - Corpus Christi	Berkley	Henry	Cavanagh	Saunders	Pointer	B. Lumsden	Crowell	Black	Gregory
Dallas Baptist	Berkley	Henry	Cavanagh	Saunders	Pointer	B. Lumsden	Crowell	Black	Gregory
#8 TCU	Berkley	Galvan	Cavanagh	Saunders	Pointer	B. Lumsden	Crowell	Black	Gregory
McNeese	Cavanagh	B. Lumsden	Saunders	Pointer	Henry	Berkley	Black	Crowell	Gregory
McNeese	Cavanagh	B. Lumsden	Saunders	Black	Pointer	Henry	Berkley	Crowell	Gregory
McNeese	Cavanagh	B. Lumsden	Saunders	Black	Pointer	Berkley	Galvan	Crowell	Gregory
Oklahoma	-	-	-	-	-	-	-	-	-
Northwestern State	Cavanagh	B. Lumsden	Black	Pointer	Saunders	Berkley	Galvan	Crowell	Gregory
Northwestern State	Cavanagh	B. Lumsden	Black	Pointer	Berkley	Galvan	Sumbler	Henry	Gregory
Northwestern State	Cavanagh	B. Lumsden	Black	Pointer	Saunders	Berkley	Galvan	Crowell	Gregory
#10 TCU	Cavanagh	B. Lumsden	Black	Pointer	Berkley	Sumbler	Galvan	Gregory	Ty. Rice
Tarleton	Cavanagh	B. Lumsden	Black	Saunders	Pointer	Berkley	Ty. Rice	Crowell	Gregory
Tarleton	Cavanagh	B. Lumsden	Black	Pointer	Sumbler	Berkley	Galvan	Ty. Rice	Gregory
Tarleton	Berkley	B. Lumsden	Black	Pointer	Galvan	Crowell	Ty. Rice	Sumbler	Gregory
#22 Texas Tech	Berkley	B. Lumsden	Black	Pointer	Galvan	Sumbler	Ty. Rice	Crowell	Gregory
#22 Texas Tech	Berkley	B. Lumsden	Black	Pointer	Galvan	Saunders	Sumbler	Crowell	Ty. Rice
Abilene Christian	Berkley	B. Lumsden	Black	Pointer	Saunders	Sumbler	Galvan	Ty. Rice	Crowell
Abilene Christian	Berkley	B. Lumsden	Black	Pointer	Sumbler	Galvan	Ty. Rice	Crowell	Henry
Abilene Christian	Berkley	B. Lumsden	Black	Pointer	Sumbler	Galvan	Ty. Rice	Crowell	Henry
Tarleton	Berkley	B. Lumsden	Black	Pointer	Saunders	Sumbler	Ty. Rice	Galvan	M. Lumsden
Northwestern	Berkley	B. Lumsden	Black	Pointer	Sumbler	Cavanagh	Galvan	Ty. Rice	Crowell
Houston	Berkley	B. Lumsden	Black	Sumbler	Ty. Rice	Henry	Galvan	M. Lumsden	Ta. Rice
Northwestern	Berkley	B. Lumsden	Black	Sumbler	Ty. Rice	Saunders	Galvan	M. Lumsden	Ta. Rice
Houston	Berkley	B. Lumsden	Black	Sumbler	Ty. Rice	Thomas	Galvan	M. Lumsden	Ta. Rice
TCU	Berkley	B. Lumsden	Black	Sumbler	Pointer	Ty. Rice	Galvan	Thomas	M. Lumsden
Seattle U	Berkley	B. Lumsden	Black	Sumbler	Pointer	Saunders	Galvan	Ty. Rice	Crowell
Seattle U	Berkley	B. Lumsden	Black	Sumbler	Pointer	Ty. Rice	Galvan	Thomas	Henry
Seattle U	Berkley	B. Lumsden	Black	Sumbler	Pointer	Ty. Rice	Galvan	Thomas	Henry
Lamar	Berkley	B. Lumsden	Black	Sumbler	Pointer	Ty. Rice	Galvan	Thomas	Crowell
Utah Tech	Berkley	B. Lumsden	Black	Sumbler	Pointer	Ty. Rice	Galvan	Thomas	Henry
Utah Tech	Berkley	Galvan	Black	Pointer	Sumbler	Ty. Rice	Crowell	Armstrong	Ta. Rice
Utah Tech	Berkley	Galvan	Black	Pointer	Sumbler	Ty. Rice	Crowell	Armstrong	Ta. Rice
Sacramento State	Berkley	Galvan	Black	Sumbler	Pointer	Armstrong	Ty. Rice	Crowell	Cavanagh
Sacramento State	Berkley	Galvan	Black	Sumbler	Pointer	Armstrong	Ty. Rice	Crowell	Cavanagh
Sacramento State	Berkley	Galvan	Black	Pointer	Saunders	Sumbler	Ty. Rice	Crowell	Ta. Rice
Dallas Baptist	Berkley	Galvan	Black	Pointer	Sumbler	Ty. Rice	Crowell	Armstrong	Ta. Rice
Stephen F. Austin	Berkley	Galvan	Black	Pointer	Sumbler	Saunders	Cavanagh	Armstrong	Ty. Rice
Stephen F. Austin	Berkley	Galvan	Black	Pointer	Sumbler	Saunders	Cavanagh	Armstrong	Ty. Rice
Stephen F. Austin	Berkley	Galvan	Black	Pointer	Sumbler	B. Lumsden	Cavanagh	Armstrong	Ty. Rice
Texas A&M - Corpus Christi	-	-	-	-	-	-	-	-	-
UT Rio Grande Valley	Berkley	Galvan	Black	Saunders	Pointer	Sumbler	B. Lumsden	Cavanagh	Ty. Rice
UT Rio Grande Valley	Berkley	Galvan	Black	Pointer	Sumbler	B. Lumsden	Cavanagh	Saunders	Ty. Rice
UT Rio Grande Valley	Berkley	Galvan	Black	Pointer	Sumbler	B. Lumsden	Cavanagh	Armstrong	Ty. Rice
California Baptist	Berkley	Galvan	Black	Pointer	Saunders	B. Lumsden	Sumbler	Cavanagh	Ty. Rice
California Baptist	Berkley	Galvan	Black	Sumbler	B. Lumsden	Pointer	Armstrong	Cavanagh	Crowell
California Baptist	Berkley	Galvan	Black	Pointer	Sumbler	B. Lumsden	Armstrong	Cavanagh	Ty. Rice
Texas	Berkley	Galvan	Black	Pointer	Armstrong	B. Lumsden	Sumbler	Cavanagh	Crowell
Sam Houston	Berkley	Galvan	Black	Pointer	Armstrong	B. Lumsden	Sumbler	Saunders	Cavanagh
Sam Houston	Berkley	Galvan	Black	Armstrong	Pointer	B. Lumsden	Sumbler	Cavanagh	Ty. Rice
Sam Houston	Berkley	Galvan	Black	Armstrong	B. Lumsden	Sumbler	Pointer	Cavanagh	Ty. Rice
Oklahoma	-	-	-	-	-	-	-	-	-
Utah Valley									
Utah Valley									
Utah Valley									

BATTING LEADERS 2023

Hitting minimums - 2.0 AB/Game 3.0 TPA/Game
Pitching minimums - 1.0 IP/Game

<table border="1" style="width: 100%; border-collapse: collapse;"> <thead> <tr> <th colspan="2" style="background-color: #d3d3d3;">Batting avg</th> </tr> </thead> <tbody> <tr><td>1. 15 Berkley, Garrison</td><td style="text-align: right;">.365</td></tr> <tr><td>2. 13 Black, Ryan</td><td style="text-align: right;">.336</td></tr> <tr><td>3. 22 Pointer, Tyson</td><td style="text-align: right;">.303</td></tr> <tr><td>4. 17 Galvan, Wilson</td><td style="text-align: right;">.289</td></tr> <tr><td>5. 7 Rice, Tyler</td><td style="text-align: right;">.282</td></tr> </tbody> </table>	Batting avg		1. 15 Berkley, Garrison	.365	2. 13 Black, Ryan	.336	3. 22 Pointer, Tyson	.303	4. 17 Galvan, Wilson	.289	5. 7 Rice, Tyler	.282	<table border="1" style="width: 100%; border-collapse: collapse;"> <thead> <tr> <th colspan="2" style="background-color: #d3d3d3;">Slugging pct</th> </tr> </thead> <tbody> <tr><td>1. 22 Pointer, Tyson</td><td style="text-align: right;">.529</td></tr> <tr><td>2. 15 Berkley, Garrison</td><td style="text-align: right;">.519</td></tr> <tr><td>3. 13 Black, Ryan</td><td style="text-align: right;">.502</td></tr> <tr><td>4. 43 Lumsden, Ben</td><td style="text-align: right;">.484</td></tr> <tr><td>5. 6 Sumbler, Cade</td><td style="text-align: right;">.449</td></tr> </tbody> </table>	Slugging pct		1. 22 Pointer, Tyson	.529	2. 15 Berkley, Garrison	.519	3. 13 Black, Ryan	.502	4. 43 Lumsden, Ben	.484	5. 6 Sumbler, Cade	.449	<table border="1" style="width: 100%; border-collapse: collapse;"> <thead> <tr> <th colspan="2" style="background-color: #d3d3d3;">On base pct</th> </tr> </thead> <tbody> <tr><td>1. 15 Berkley, Garrison</td><td style="text-align: right;">.457</td></tr> <tr><td>2. 13 Black, Ryan</td><td style="text-align: right;">.428</td></tr> <tr><td>3. 7 Rice, Tyler</td><td style="text-align: right;">.400</td></tr> <tr><td>4. 17 Galvan, Wilson</td><td style="text-align: right;">.397</td></tr> <tr><td>5. 22 Pointer, Tyson</td><td style="text-align: right;">.370</td></tr> </tbody> </table>	On base pct		1. 15 Berkley, Garrison	.457	2. 13 Black, Ryan	.428	3. 7 Rice, Tyler	.400	4. 17 Galvan, Wilson	.397	5. 22 Pointer, Tyson	.370
Batting avg																																						
1. 15 Berkley, Garrison	.365																																					
2. 13 Black, Ryan	.336																																					
3. 22 Pointer, Tyson	.303																																					
4. 17 Galvan, Wilson	.289																																					
5. 7 Rice, Tyler	.282																																					
Slugging pct																																						
1. 22 Pointer, Tyson	.529																																					
2. 15 Berkley, Garrison	.519																																					
3. 13 Black, Ryan	.502																																					
4. 43 Lumsden, Ben	.484																																					
5. 6 Sumbler, Cade	.449																																					
On base pct																																						
1. 15 Berkley, Garrison	.457																																					
2. 13 Black, Ryan	.428																																					
3. 7 Rice, Tyler	.400																																					
4. 17 Galvan, Wilson	.397																																					
5. 22 Pointer, Tyson	.370																																					
<table border="1" style="width: 100%; border-collapse: collapse;"> <thead> <tr> <th colspan="2" style="background-color: #d3d3d3;">Runs scored</th> </tr> </thead> <tbody> <tr><td>1. 15 Berkley, Garrison</td><td style="text-align: right;">60</td></tr> <tr><td>2. 13 Black, Ryan</td><td style="text-align: right;">46</td></tr> <tr><td>3. 43 Lumsden, Ben</td><td style="text-align: right;">43</td></tr> <tr><td>4. 17 Galvan, Wilson</td><td style="text-align: right;">36</td></tr> <tr><td>5. 2 tied at.....</td><td style="text-align: right;">35</td></tr> </tbody> </table>	Runs scored		1. 15 Berkley, Garrison	60	2. 13 Black, Ryan	46	3. 43 Lumsden, Ben	43	4. 17 Galvan, Wilson	36	5. 2 tied at.....	35	<table border="1" style="width: 100%; border-collapse: collapse;"> <thead> <tr> <th colspan="2" style="background-color: #d3d3d3;">Hits</th> </tr> </thead> <tbody> <tr><td>1. 15 Berkley, Garrison</td><td style="text-align: right;">85</td></tr> <tr><td>2. 13 Black, Ryan</td><td style="text-align: right;">75</td></tr> <tr><td>3. 22 Pointer, Tyson</td><td style="text-align: right;">67</td></tr> <tr><td>4. 17 Galvan, Wilson</td><td style="text-align: right;">57</td></tr> <tr><td>5. 6 Sumbler, Cade</td><td style="text-align: right;">48</td></tr> </tbody> </table>	Hits		1. 15 Berkley, Garrison	85	2. 13 Black, Ryan	75	3. 22 Pointer, Tyson	67	4. 17 Galvan, Wilson	57	5. 6 Sumbler, Cade	48	<table border="1" style="width: 100%; border-collapse: collapse;"> <thead> <tr> <th colspan="2" style="background-color: #d3d3d3;">Runs batted in</th> </tr> </thead> <tbody> <tr><td>1. 13 Black, Ryan</td><td style="text-align: right;">57</td></tr> <tr><td>2. 22 Pointer, Tyson</td><td style="text-align: right;">51</td></tr> <tr><td>3. 15 Berkley, Garrison</td><td style="text-align: right;">38</td></tr> <tr><td>4. 43 Lumsden, Ben</td><td style="text-align: right;">38</td></tr> <tr><td>5. 17 Galvan, Wilson</td><td style="text-align: right;">32</td></tr> </tbody> </table>	Runs batted in		1. 13 Black, Ryan	57	2. 22 Pointer, Tyson	51	3. 15 Berkley, Garrison	38	4. 43 Lumsden, Ben	38	5. 17 Galvan, Wilson	32
Runs scored																																						
1. 15 Berkley, Garrison	60																																					
2. 13 Black, Ryan	46																																					
3. 43 Lumsden, Ben	43																																					
4. 17 Galvan, Wilson	36																																					
5. 2 tied at.....	35																																					
Hits																																						
1. 15 Berkley, Garrison	85																																					
2. 13 Black, Ryan	75																																					
3. 22 Pointer, Tyson	67																																					
4. 17 Galvan, Wilson	57																																					
5. 6 Sumbler, Cade	48																																					
Runs batted in																																						
1. 13 Black, Ryan	57																																					
2. 22 Pointer, Tyson	51																																					
3. 15 Berkley, Garrison	38																																					
4. 43 Lumsden, Ben	38																																					
5. 17 Galvan, Wilson	32																																					
<table border="1" style="width: 100%; border-collapse: collapse;"> <thead> <tr> <th colspan="2" style="background-color: #d3d3d3;">Doubles</th> </tr> </thead> <tbody> <tr><td>1. 15 Berkley, Garrison</td><td style="text-align: right;">20</td></tr> <tr><td>2. 22 Pointer, Tyson</td><td style="text-align: right;">16</td></tr> <tr><td>3. 13 Black, Ryan</td><td style="text-align: right;">14</td></tr> <tr><td>4. 6 Sumbler, Cade</td><td style="text-align: right;">10</td></tr> <tr><td>5. 2 tied at.....</td><td style="text-align: right;">8</td></tr> </tbody> </table>	Doubles		1. 15 Berkley, Garrison	20	2. 22 Pointer, Tyson	16	3. 13 Black, Ryan	14	4. 6 Sumbler, Cade	10	5. 2 tied at.....	8	<table border="1" style="width: 100%; border-collapse: collapse;"> <thead> <tr> <th colspan="2" style="background-color: #d3d3d3;">Triples</th> </tr> </thead> <tbody> <tr><td>1. 43 Lumsden, Ben</td><td style="text-align: right;">3</td></tr> <tr><td>2. 6 Sumbler, Cade</td><td style="text-align: right;">2</td></tr> <tr><td>3. 15 Berkley, Garrison</td><td style="text-align: right;">2</td></tr> <tr><td>4. 22 Pointer, Tyson</td><td style="text-align: right;">2</td></tr> <tr><td>5. 2 tied at.....</td><td style="text-align: right;">1</td></tr> </tbody> </table>	Triples		1. 43 Lumsden, Ben	3	2. 6 Sumbler, Cade	2	3. 15 Berkley, Garrison	2	4. 22 Pointer, Tyson	2	5. 2 tied at.....	1	<table border="1" style="width: 100%; border-collapse: collapse;"> <thead> <tr> <th colspan="2" style="background-color: #d3d3d3;">Home runs</th> </tr> </thead> <tbody> <tr><td>1. 43 Lumsden, Ben</td><td style="text-align: right;">11</td></tr> <tr><td>2. 22 Pointer, Tyson</td><td style="text-align: right;">10</td></tr> <tr><td>3. 13 Black, Ryan</td><td style="text-align: right;">7</td></tr> <tr><td>4. 6 Sumbler, Cade</td><td style="text-align: right;">7</td></tr> <tr><td>5. 17 Galvan, Wilson</td><td style="text-align: right;">5</td></tr> </tbody> </table>	Home runs		1. 43 Lumsden, Ben	11	2. 22 Pointer, Tyson	10	3. 13 Black, Ryan	7	4. 6 Sumbler, Cade	7	5. 17 Galvan, Wilson	5
Doubles																																						
1. 15 Berkley, Garrison	20																																					
2. 22 Pointer, Tyson	16																																					
3. 13 Black, Ryan	14																																					
4. 6 Sumbler, Cade	10																																					
5. 2 tied at.....	8																																					
Triples																																						
1. 43 Lumsden, Ben	3																																					
2. 6 Sumbler, Cade	2																																					
3. 15 Berkley, Garrison	2																																					
4. 22 Pointer, Tyson	2																																					
5. 2 tied at.....	1																																					
Home runs																																						
1. 43 Lumsden, Ben	11																																					
2. 22 Pointer, Tyson	10																																					
3. 13 Black, Ryan	7																																					
4. 6 Sumbler, Cade	7																																					
5. 17 Galvan, Wilson	5																																					
<table border="1" style="width: 100%; border-collapse: collapse;"> <thead> <tr> <th colspan="2" style="background-color: #d3d3d3;">Total bases</th> </tr> </thead> <tbody> <tr><td>1. 15 Berkley, Garrison</td><td style="text-align: right;">121</td></tr> <tr><td>2. 22 Pointer, Tyson</td><td style="text-align: right;">117</td></tr> <tr><td>3. 13 Black, Ryan</td><td style="text-align: right;">112</td></tr> <tr><td>4. 43 Lumsden, Ben</td><td style="text-align: right;">92</td></tr> <tr><td>5. 6 Sumbler, Cade</td><td style="text-align: right;">83</td></tr> </tbody> </table>	Total bases		1. 15 Berkley, Garrison	121	2. 22 Pointer, Tyson	117	3. 13 Black, Ryan	112	4. 43 Lumsden, Ben	92	5. 6 Sumbler, Cade	83	<table border="1" style="width: 100%; border-collapse: collapse;"> <thead> <tr> <th colspan="2" style="background-color: #d3d3d3;">Walks</th> </tr> </thead> <tbody> <tr><td>1. 15 Berkley, Garrison</td><td style="text-align: right;">33</td></tr> <tr><td>2. 13 Black, Ryan</td><td style="text-align: right;">33</td></tr> <tr><td>3. 43 Lumsden, Ben</td><td style="text-align: right;">31</td></tr> <tr><td>4. 7 Rice, Tyler</td><td style="text-align: right;">27</td></tr> <tr><td>5. 17 Galvan, Wilson</td><td style="text-align: right;">21</td></tr> </tbody> </table>	Walks		1. 15 Berkley, Garrison	33	2. 13 Black, Ryan	33	3. 43 Lumsden, Ben	31	4. 7 Rice, Tyler	27	5. 17 Galvan, Wilson	21	<table border="1" style="width: 100%; border-collapse: collapse;"> <thead> <tr> <th colspan="2" style="background-color: #d3d3d3;">Hit by pitch</th> </tr> </thead> <tbody> <tr><td>1. 17 Galvan, Wilson</td><td style="text-align: right;">16</td></tr> <tr><td>2. 15 Berkley, Garrison</td><td style="text-align: right;">9</td></tr> <tr><td>3. 43 Lumsden, Ben</td><td style="text-align: right;">8</td></tr> <tr><td>4. 13 Black, Ryan</td><td style="text-align: right;">7</td></tr> <tr><td>5. 10 Crowell, Sam</td><td style="text-align: right;">5</td></tr> </tbody> </table>	Hit by pitch		1. 17 Galvan, Wilson	16	2. 15 Berkley, Garrison	9	3. 43 Lumsden, Ben	8	4. 13 Black, Ryan	7	5. 10 Crowell, Sam	5
Total bases																																						
1. 15 Berkley, Garrison	121																																					
2. 22 Pointer, Tyson	117																																					
3. 13 Black, Ryan	112																																					
4. 43 Lumsden, Ben	92																																					
5. 6 Sumbler, Cade	83																																					
Walks																																						
1. 15 Berkley, Garrison	33																																					
2. 13 Black, Ryan	33																																					
3. 43 Lumsden, Ben	31																																					
4. 7 Rice, Tyler	27																																					
5. 17 Galvan, Wilson	21																																					
Hit by pitch																																						
1. 17 Galvan, Wilson	16																																					
2. 15 Berkley, Garrison	9																																					
3. 43 Lumsden, Ben	8																																					
4. 13 Black, Ryan	7																																					
5. 10 Crowell, Sam	5																																					
<table border="1" style="width: 100%; border-collapse: collapse;"> <thead> <tr> <th colspan="2" style="background-color: #d3d3d3;">Sac bunts</th> </tr> </thead> <tbody> <tr><td>1. 7 Rice, Tyler</td><td style="text-align: right;">7</td></tr> <tr><td>2. 2 Gregory, Cason</td><td style="text-align: right;">5</td></tr> <tr><td>3. 3 Cavanagh, Matt</td><td style="text-align: right;">3</td></tr> <tr><td>4. 3 tied at.....</td><td style="text-align: right;">2</td></tr> </tbody> </table>	Sac bunts		1. 7 Rice, Tyler	7	2. 2 Gregory, Cason	5	3. 3 Cavanagh, Matt	3	4. 3 tied at.....	2	<table border="1" style="width: 100%; border-collapse: collapse;"> <thead> <tr> <th colspan="2" style="background-color: #d3d3d3;">Sac flies</th> </tr> </thead> <tbody> <tr><td>1. 13 Black, Ryan</td><td style="text-align: right;">6</td></tr> <tr><td>2. 17 Galvan, Wilson</td><td style="text-align: right;">3</td></tr> <tr><td>3. 23 Saunders, Steven</td><td style="text-align: right;">3</td></tr> <tr><td>4. 15 Berkley, Garrison</td><td style="text-align: right;">3</td></tr> <tr><td>5. 2 tied at.....</td><td style="text-align: right;">2</td></tr> </tbody> </table>	Sac flies		1. 13 Black, Ryan	6	2. 17 Galvan, Wilson	3	3. 23 Saunders, Steven	3	4. 15 Berkley, Garrison	3	5. 2 tied at.....	2	<table border="1" style="width: 100%; border-collapse: collapse;"> <thead> <tr> <th colspan="2" style="background-color: #d3d3d3;">Stolen bases</th> </tr> </thead> <tbody> <tr><td>1. 17 Galvan, Wilson</td><td style="text-align: right;">10</td></tr> <tr><td>2. 15 Berkley, Garrison</td><td style="text-align: right;">7</td></tr> <tr><td>3. 13 Black, Ryan</td><td style="text-align: right;">6</td></tr> <tr><td>4. 3 Cavanagh, Matt</td><td style="text-align: right;">4</td></tr> <tr><td>5. 6 Sumbler, Cade</td><td style="text-align: right;">4</td></tr> </tbody> </table>	Stolen bases		1. 17 Galvan, Wilson	10	2. 15 Berkley, Garrison	7	3. 13 Black, Ryan	6	4. 3 Cavanagh, Matt	4	5. 6 Sumbler, Cade	4		
Sac bunts																																						
1. 7 Rice, Tyler	7																																					
2. 2 Gregory, Cason	5																																					
3. 3 Cavanagh, Matt	3																																					
4. 3 tied at.....	2																																					
Sac flies																																						
1. 13 Black, Ryan	6																																					
2. 17 Galvan, Wilson	3																																					
3. 23 Saunders, Steven	3																																					
4. 15 Berkley, Garrison	3																																					
5. 2 tied at.....	2																																					
Stolen bases																																						
1. 17 Galvan, Wilson	10																																					
2. 15 Berkley, Garrison	7																																					
3. 13 Black, Ryan	6																																					
4. 3 Cavanagh, Matt	4																																					
5. 6 Sumbler, Cade	4																																					
<table border="1" style="width: 100%; border-collapse: collapse;"> <thead> <tr> <th colspan="2" style="background-color: #d3d3d3;">Caught stealing</th> </tr> </thead> <tbody> <tr><td>1. 15 Berkley, Garrison</td><td style="text-align: right;">6</td></tr> <tr><td>2. 13 Black, Ryan</td><td style="text-align: right;">3</td></tr> <tr><td>3. 5 tied at.....</td><td style="text-align: right;">1</td></tr> </tbody> </table>	Caught stealing		1. 15 Berkley, Garrison	6	2. 13 Black, Ryan	3	3. 5 tied at.....	1	<table border="1" style="width: 100%; border-collapse: collapse;"> <thead> <tr> <th colspan="2" style="background-color: #d3d3d3;">Steal attempts</th> </tr> </thead> <tbody> <tr><td>1. 15 Berkley, Garrison</td><td style="text-align: right;">13</td></tr> <tr><td>2. 17 Galvan, Wilson</td><td style="text-align: right;">11</td></tr> <tr><td>3. 13 Black, Ryan</td><td style="text-align: right;">9</td></tr> <tr><td>4. 6 Sumbler, Cade</td><td style="text-align: right;">5</td></tr> <tr><td>5. 2 tied at.....</td><td style="text-align: right;">4</td></tr> </tbody> </table>	Steal attempts		1. 15 Berkley, Garrison	13	2. 17 Galvan, Wilson	11	3. 13 Black, Ryan	9	4. 6 Sumbler, Cade	5	5. 2 tied at.....	4	<table border="1" style="width: 100%; border-collapse: collapse;"> <thead> <tr> <th colspan="2" style="background-color: #d3d3d3;">Stolen base pct</th> </tr> </thead> <tbody> <tr><td>1. 22 Pointer, Tyson</td><td style="text-align: right;">1.000</td></tr> <tr><td>2. 43 Lumsden, Ben</td><td style="text-align: right;">1.000</td></tr> <tr><td>3. 17 Galvan, Wilson</td><td style="text-align: right;">.909</td></tr> <tr><td>4. 6 Sumbler, Cade</td><td style="text-align: right;">.800</td></tr> <tr><td>5. 7 Rice, Tyler</td><td style="text-align: right;">.750</td></tr> </tbody> </table>	Stolen base pct		1. 22 Pointer, Tyson	1.000	2. 43 Lumsden, Ben	1.000	3. 17 Galvan, Wilson	.909	4. 6 Sumbler, Cade	.800	5. 7 Rice, Tyler	.750				
Caught stealing																																						
1. 15 Berkley, Garrison	6																																					
2. 13 Black, Ryan	3																																					
3. 5 tied at.....	1																																					
Steal attempts																																						
1. 15 Berkley, Garrison	13																																					
2. 17 Galvan, Wilson	11																																					
3. 13 Black, Ryan	9																																					
4. 6 Sumbler, Cade	5																																					
5. 2 tied at.....	4																																					
Stolen base pct																																						
1. 22 Pointer, Tyson	1.000																																					
2. 43 Lumsden, Ben	1.000																																					
3. 17 Galvan, Wilson	.909																																					
4. 6 Sumbler, Cade	.800																																					
5. 7 Rice, Tyler	.750																																					
<table border="1" style="width: 100%; border-collapse: collapse;"> <thead> <tr> <th colspan="2" style="background-color: #d3d3d3;">Strikeouts</th> </tr> </thead> <tbody> <tr><td>1. 43 Lumsden, Ben</td><td style="text-align: right;">69</td></tr> <tr><td>2. 22 Pointer, Tyson</td><td style="text-align: right;">61</td></tr> <tr><td>3. 15 Berkley, Garrison</td><td style="text-align: right;">49</td></tr> <tr><td>4. 17 Galvan, Wilson</td><td style="text-align: right;">35</td></tr> <tr><td>5. 13 Black, Ryan</td><td style="text-align: right;">34</td></tr> </tbody> </table>	Strikeouts		1. 43 Lumsden, Ben	69	2. 22 Pointer, Tyson	61	3. 15 Berkley, Garrison	49	4. 17 Galvan, Wilson	35	5. 13 Black, Ryan	34	<table border="1" style="width: 100%; border-collapse: collapse;"> <thead> <tr> <th colspan="2" style="background-color: #d3d3d3;">Grounded into DP</th> </tr> </thead> <tbody> <tr><td>1. 13 Black, Ryan</td><td style="text-align: right;">5</td></tr> <tr><td>2. 6 Sumbler, Cade</td><td style="text-align: right;">4</td></tr> <tr><td>3. 15 Berkley, Garrison</td><td style="text-align: right;">4</td></tr> <tr><td>4. 3 Cavanagh, Matt</td><td style="text-align: right;">3</td></tr> <tr><td>5. 17 Galvan, Wilson</td><td style="text-align: right;">3</td></tr> </tbody> </table>	Grounded into DP		1. 13 Black, Ryan	5	2. 6 Sumbler, Cade	4	3. 15 Berkley, Garrison	4	4. 3 Cavanagh, Matt	3	5. 17 Galvan, Wilson	3	<table border="1" style="width: 100%; border-collapse: collapse;"> <thead> <tr> <th colspan="2" style="background-color: #d3d3d3;">Total plate appearances</th> </tr> </thead> <tbody> <tr><td>1. 15 Berkley, Garrison</td><td style="text-align: right;">280</td></tr> <tr><td>2. 13 Black, Ryan</td><td style="text-align: right;">269</td></tr> <tr><td>3. 22 Pointer, Tyson</td><td style="text-align: right;">247</td></tr> <tr><td>4. 17 Galvan, Wilson</td><td style="text-align: right;">239</td></tr> <tr><td>5. 43 Lumsden, Ben</td><td style="text-align: right;">231</td></tr> </tbody> </table>	Total plate appearances		1. 15 Berkley, Garrison	280	2. 13 Black, Ryan	269	3. 22 Pointer, Tyson	247	4. 17 Galvan, Wilson	239	5. 43 Lumsden, Ben	231
Strikeouts																																						
1. 43 Lumsden, Ben	69																																					
2. 22 Pointer, Tyson	61																																					
3. 15 Berkley, Garrison	49																																					
4. 17 Galvan, Wilson	35																																					
5. 13 Black, Ryan	34																																					
Grounded into DP																																						
1. 13 Black, Ryan	5																																					
2. 6 Sumbler, Cade	4																																					
3. 15 Berkley, Garrison	4																																					
4. 3 Cavanagh, Matt	3																																					
5. 17 Galvan, Wilson	3																																					
Total plate appearances																																						
1. 15 Berkley, Garrison	280																																					
2. 13 Black, Ryan	269																																					
3. 22 Pointer, Tyson	247																																					
4. 17 Galvan, Wilson	239																																					
5. 43 Lumsden, Ben	231																																					
<table border="1" style="width: 100%; border-collapse: collapse;"> <thead> <tr> <th colspan="2" style="background-color: #d3d3d3;">At bats</th> </tr> </thead> <tbody> <tr><td>1. 15 Berkley, Garrison</td><td style="text-align: right;">233</td></tr> <tr><td>2. 13 Black, Ryan</td><td style="text-align: right;">223</td></tr> <tr><td>3. 22 Pointer, Tyson</td><td style="text-align: right;">221</td></tr> <tr><td>4. 17 Galvan, Wilson</td><td style="text-align: right;">197</td></tr> <tr><td>5. 43 Lumsden, Ben</td><td style="text-align: right;">190</td></tr> </tbody> </table>	At bats		1. 15 Berkley, Garrison	233	2. 13 Black, Ryan	223	3. 22 Pointer, Tyson	221	4. 17 Galvan, Wilson	197	5. 43 Lumsden, Ben	190	<table border="1" style="width: 100%; border-collapse: collapse;"> <thead> <tr> <th colspan="2" style="background-color: #d3d3d3;">Games played</th> </tr> </thead> <tbody> <tr><td>1. 15 Berkley, Garrison</td><td style="text-align: right;">58</td></tr> <tr><td>2. 13 Black, Ryan</td><td style="text-align: right;">57</td></tr> <tr><td>3. 17 Galvan, Wilson</td><td style="text-align: right;">55</td></tr> <tr><td>4. 22 Pointer, Tyson</td><td style="text-align: right;">55</td></tr> <tr><td>5. 43 Lumsden, Ben</td><td style="text-align: right;">51</td></tr> </tbody> </table>	Games played		1. 15 Berkley, Garrison	58	2. 13 Black, Ryan	57	3. 17 Galvan, Wilson	55	4. 22 Pointer, Tyson	55	5. 43 Lumsden, Ben	51	<table border="1" style="width: 100%; border-collapse: collapse;"> <thead> <tr> <th colspan="2" style="background-color: #d3d3d3;">Game starts</th> </tr> </thead> <tbody> <tr><td>1. 15 Berkley, Garrison</td><td style="text-align: right;">58</td></tr> <tr><td>2. 13 Black, Ryan</td><td style="text-align: right;">57</td></tr> <tr><td>3. 22 Pointer, Tyson</td><td style="text-align: right;">54</td></tr> <tr><td>4. 17 Galvan, Wilson</td><td style="text-align: right;">52</td></tr> <tr><td>5. 43 Lumsden, Ben</td><td style="text-align: right;">51</td></tr> </tbody> </table>	Game starts		1. 15 Berkley, Garrison	58	2. 13 Black, Ryan	57	3. 22 Pointer, Tyson	54	4. 17 Galvan, Wilson	52	5. 43 Lumsden, Ben	51
At bats																																						
1. 15 Berkley, Garrison	233																																					
2. 13 Black, Ryan	223																																					
3. 22 Pointer, Tyson	221																																					
4. 17 Galvan, Wilson	197																																					
5. 43 Lumsden, Ben	190																																					
Games played																																						
1. 15 Berkley, Garrison	58																																					
2. 13 Black, Ryan	57																																					
3. 17 Galvan, Wilson	55																																					
4. 22 Pointer, Tyson	55																																					
5. 43 Lumsden, Ben	51																																					
Game starts																																						
1. 15 Berkley, Garrison	58																																					
2. 13 Black, Ryan	57																																					
3. 22 Pointer, Tyson	54																																					
4. 17 Galvan, Wilson	52																																					
5. 43 Lumsden, Ben	51																																					
<table border="1" style="width: 100%; border-collapse: collapse;"> <thead> <tr> <th colspan="2" style="background-color: #d3d3d3;">Games as sub</th> </tr> </thead> <tbody> <tr><td>1. 10 Crowell, Sam</td><td style="text-align: right;">5</td></tr> <tr><td>2. 28 Rice, Tanner</td><td style="text-align: right;">5</td></tr> <tr><td>3. 36 Thomas, Reed</td><td style="text-align: right;">4</td></tr> <tr><td>4. 17 Galvan, Wilson</td><td style="text-align: right;">3</td></tr> <tr><td>5. 24 Lumsden, Matt</td><td style="text-align: right;">3</td></tr> </tbody> </table>	Games as sub		1. 10 Crowell, Sam	5	2. 28 Rice, Tanner	5	3. 36 Thomas, Reed	4	4. 17 Galvan, Wilson	3	5. 24 Lumsden, Matt	3																										
Games as sub																																						
1. 10 Crowell, Sam	5																																					
2. 28 Rice, Tanner	5																																					
3. 36 Thomas, Reed	4																																					
4. 17 Galvan, Wilson	3																																					
5. 24 Lumsden, Matt	3																																					

PITCHING LEADERS 2023

Hitting minimums - 2.0 AB/Game 3.0 TPA/Game
Pitching minimums - 1.0 IP/Game

<table border="1" style="width: 100%; border-collapse: collapse;"> <thead> <tr> <th colspan="2" style="background-color: #D3D3D3;">Earned run avg</th> </tr> </thead> <tbody> <tr> <td>1. 42 Starks, Gabe</td> <td style="text-align: right;">6.54</td> </tr> </tbody> </table>	Earned run avg		1. 42 Starks, Gabe	6.54	<table border="1" style="width: 100%; border-collapse: collapse;"> <thead> <tr> <th colspan="2" style="background-color: #D3D3D3;">Opposing bat avg</th> </tr> </thead> <tbody> <tr> <td>1. 42 Starks, Gabe</td> <td style="text-align: right;">.264</td> </tr> </tbody> </table>	Opposing bat avg		1. 42 Starks, Gabe	.264	<table border="1" style="width: 100%; border-collapse: collapse;"> <thead> <tr> <th colspan="2" style="background-color: #D3D3D3;">Won-loss pct</th> </tr> </thead> <tbody> <tr> <td>1. 42 Starks, Gabe</td> <td style="text-align: right;">.750</td> </tr> </tbody> </table>	Won-loss pct		1. 42 Starks, Gabe	.750																								
Earned run avg																																						
1. 42 Starks, Gabe	6.54																																					
Opposing bat avg																																						
1. 42 Starks, Gabe	.264																																					
Won-loss pct																																						
1. 42 Starks, Gabe	.750																																					
<table border="1" style="width: 100%; border-collapse: collapse;"> <thead> <tr> <th colspan="2" style="background-color: #D3D3D3;">Wins</th> </tr> </thead> <tbody> <tr><td>1. 34 Hagan, Jack</td><td style="text-align: right;">7</td></tr> <tr><td>2. 42 Starks, Gabe</td><td style="text-align: right;">6</td></tr> <tr><td>3. 29 Noah, Caden</td><td style="text-align: right;">4</td></tr> <tr><td>4. 5 Novis, Matt</td><td style="text-align: right;">3</td></tr> <tr><td>5. 3 tied at.....</td><td style="text-align: right;">2</td></tr> </tbody> </table>	Wins		1. 34 Hagan, Jack	7	2. 42 Starks, Gabe	6	3. 29 Noah, Caden	4	4. 5 Novis, Matt	3	5. 3 tied at.....	2	<table border="1" style="width: 100%; border-collapse: collapse;"> <thead> <tr> <th colspan="2" style="background-color: #D3D3D3;">Losses</th> </tr> </thead> <tbody> <tr><td>1. 20 Peters, Connery</td><td style="text-align: right;">5</td></tr> <tr><td>2. 25 Brooks, Brayden</td><td style="text-align: right;">3</td></tr> <tr><td>44 Kuykendall, Thomas</td><td style="text-align: right;">3</td></tr> <tr><td>26 Bailey, Gray</td><td style="text-align: right;">3</td></tr> <tr><td>33 Hackett, Bryce</td><td style="text-align: right;">3</td></tr> </tbody> </table>	Losses		1. 20 Peters, Connery	5	2. 25 Brooks, Brayden	3	44 Kuykendall, Thomas	3	26 Bailey, Gray	3	33 Hackett, Bryce	3	<table border="1" style="width: 100%; border-collapse: collapse;"> <thead> <tr> <th colspan="2" style="background-color: #D3D3D3;">Saves</th> </tr> </thead> <tbody> <tr><td>1. 20 Peters, Connery</td><td style="text-align: right;">6</td></tr> <tr><td>26 Bailey, Gray</td><td style="text-align: right;">6</td></tr> <tr><td>3. 12 Norris, Zach</td><td style="text-align: right;">2</td></tr> <tr><td>5 Novis, Matt</td><td style="text-align: right;">2</td></tr> <tr><td>5. 44 Kuykendall, Thomas</td><td style="text-align: right;">1</td></tr> </tbody> </table>	Saves		1. 20 Peters, Connery	6	26 Bailey, Gray	6	3. 12 Norris, Zach	2	5 Novis, Matt	2	5. 44 Kuykendall, Thomas	1
Wins																																						
1. 34 Hagan, Jack	7																																					
2. 42 Starks, Gabe	6																																					
3. 29 Noah, Caden	4																																					
4. 5 Novis, Matt	3																																					
5. 3 tied at.....	2																																					
Losses																																						
1. 20 Peters, Connery	5																																					
2. 25 Brooks, Brayden	3																																					
44 Kuykendall, Thomas	3																																					
26 Bailey, Gray	3																																					
33 Hackett, Bryce	3																																					
Saves																																						
1. 20 Peters, Connery	6																																					
26 Bailey, Gray	6																																					
3. 12 Norris, Zach	2																																					
5 Novis, Matt	2																																					
5. 44 Kuykendall, Thomas	1																																					
<table border="1" style="width: 100%; border-collapse: collapse;"> <thead> <tr> <th colspan="2" style="background-color: #D3D3D3;">Innings pitched</th> </tr> </thead> <tbody> <tr> <td>1. 42 Starks, Gabe</td> <td style="text-align: right;">74.1</td> </tr> </tbody> </table>	Innings pitched		1. 42 Starks, Gabe	74.1	<table border="1" style="width: 100%; border-collapse: collapse;"> <thead> <tr> <th colspan="2" style="background-color: #D3D3D3;">Batters struck out</th> </tr> </thead> <tbody> <tr><td>1. 42 Starks, Gabe</td><td style="text-align: right;">72</td></tr> <tr><td>2. 20 Peters, Connery</td><td style="text-align: right;">46</td></tr> <tr><td>3. 29 Noah, Caden</td><td style="text-align: right;">45</td></tr> <tr><td>4. 5 Novis, Matt</td><td style="text-align: right;">33</td></tr> <tr><td>12 Norris, Zach</td><td style="text-align: right;">33</td></tr> </tbody> </table>	Batters struck out		1. 42 Starks, Gabe	72	2. 20 Peters, Connery	46	3. 29 Noah, Caden	45	4. 5 Novis, Matt	33	12 Norris, Zach	33	<table border="1" style="width: 100%; border-collapse: collapse;"> <thead> <tr> <th colspan="2" style="background-color: #D3D3D3;">Appearances</th> </tr> </thead> <tbody> <tr><td>1. 26 Bailey, Gray</td><td style="text-align: right;">24</td></tr> <tr><td>2. 5 Novis, Matt</td><td style="text-align: right;">19</td></tr> <tr><td>34 Hagan, Jack</td><td style="text-align: right;">19</td></tr> <tr><td>4. 20 Peters, Connery</td><td style="text-align: right;">18</td></tr> <tr><td>5. 12 Norris, Zach</td><td style="text-align: right;">17</td></tr> </tbody> </table>	Appearances		1. 26 Bailey, Gray	24	2. 5 Novis, Matt	19	34 Hagan, Jack	19	4. 20 Peters, Connery	18	5. 12 Norris, Zach	17								
Innings pitched																																						
1. 42 Starks, Gabe	74.1																																					
Batters struck out																																						
1. 42 Starks, Gabe	72																																					
2. 20 Peters, Connery	46																																					
3. 29 Noah, Caden	45																																					
4. 5 Novis, Matt	33																																					
12 Norris, Zach	33																																					
Appearances																																						
1. 26 Bailey, Gray	24																																					
2. 5 Novis, Matt	19																																					
34 Hagan, Jack	19																																					
4. 20 Peters, Connery	18																																					
5. 12 Norris, Zach	17																																					
<table border="1" style="width: 100%; border-collapse: collapse;"> <thead> <tr> <th colspan="2" style="background-color: #D3D3D3;">Games started</th> </tr> </thead> <tbody> <tr><td>1. 42 Starks, Gabe</td><td style="text-align: right;">15</td></tr> <tr><td>2. 29 Noah, Caden</td><td style="text-align: right;">10</td></tr> <tr><td>3. 20 Peters, Connery</td><td style="text-align: right;">9</td></tr> <tr><td>4. 25 Brooks, Brayden</td><td style="text-align: right;">7</td></tr> <tr><td>5. 47 Lucas, Andrew</td><td style="text-align: right;">6</td></tr> </tbody> </table>	Games started		1. 42 Starks, Gabe	15	2. 29 Noah, Caden	10	3. 20 Peters, Connery	9	4. 25 Brooks, Brayden	7	5. 47 Lucas, Andrew	6	<table border="1" style="width: 100%; border-collapse: collapse;"> <thead> <tr> <th colspan="2" style="background-color: #D3D3D3;">Games finished</th> </tr> </thead> <tbody> <tr><td>1. 26 Bailey, Gray</td><td style="text-align: right;">14</td></tr> <tr><td>2. 5 Novis, Matt</td><td style="text-align: right;">8</td></tr> <tr><td>34 Hagan, Jack</td><td style="text-align: right;">8</td></tr> <tr><td>4. 20 Peters, Connery</td><td style="text-align: right;">7</td></tr> <tr><td>12 Norris, Zach</td><td style="text-align: right;">7</td></tr> </tbody> </table>	Games finished		1. 26 Bailey, Gray	14	2. 5 Novis, Matt	8	34 Hagan, Jack	8	4. 20 Peters, Connery	7	12 Norris, Zach	7	<table border="1" style="width: 100%; border-collapse: collapse;"> <thead> <tr> <th colspan="2" style="background-color: #D3D3D3;">Games in relief</th> </tr> </thead> <tbody> <tr><td>1. 26 Bailey, Gray</td><td style="text-align: right;">24</td></tr> <tr><td>2. 5 Novis, Matt</td><td style="text-align: right;">19</td></tr> <tr><td>3. 34 Hagan, Jack</td><td style="text-align: right;">18</td></tr> <tr><td>4. 44 Kuykendall, Thomas</td><td style="text-align: right;">15</td></tr> <tr><td>5. 2 tied at.....</td><td style="text-align: right;">14</td></tr> </tbody> </table>	Games in relief		1. 26 Bailey, Gray	24	2. 5 Novis, Matt	19	3. 34 Hagan, Jack	18	4. 44 Kuykendall, Thomas	15	5. 2 tied at.....	14
Games started																																						
1. 42 Starks, Gabe	15																																					
2. 29 Noah, Caden	10																																					
3. 20 Peters, Connery	9																																					
4. 25 Brooks, Brayden	7																																					
5. 47 Lucas, Andrew	6																																					
Games finished																																						
1. 26 Bailey, Gray	14																																					
2. 5 Novis, Matt	8																																					
34 Hagan, Jack	8																																					
4. 20 Peters, Connery	7																																					
12 Norris, Zach	7																																					
Games in relief																																						
1. 26 Bailey, Gray	24																																					
2. 5 Novis, Matt	19																																					
3. 34 Hagan, Jack	18																																					
4. 44 Kuykendall, Thomas	15																																					
5. 2 tied at.....	14																																					
<table border="1" style="width: 100%; border-collapse: collapse;"> <thead> <tr> <th colspan="2" style="background-color: #D3D3D3;">Wild pitches</th> </tr> </thead> <tbody> <tr><td>1. 42 Starks, Gabe</td><td style="text-align: right;">11</td></tr> <tr><td>2. 20 Peters, Connery</td><td style="text-align: right;">8</td></tr> <tr><td>3. 33 Hackett, Bryce</td><td style="text-align: right;">7</td></tr> <tr><td>4. 40 Diduch, Colby</td><td style="text-align: right;">6</td></tr> <tr><td>5. 4 tied at.....</td><td style="text-align: right;">5</td></tr> </tbody> </table>	Wild pitches		1. 42 Starks, Gabe	11	2. 20 Peters, Connery	8	3. 33 Hackett, Bryce	7	4. 40 Diduch, Colby	6	5. 4 tied at.....	5	<table border="1" style="width: 100%; border-collapse: collapse;"> <thead> <tr> <th colspan="2" style="background-color: #D3D3D3;">Balks</th> </tr> </thead> <tbody> <tr><td>1. 42 Starks, Gabe</td><td style="text-align: right;">2</td></tr> <tr><td>2. 29 Noah, Caden</td><td style="text-align: right;">1</td></tr> </tbody> </table>	Balks		1. 42 Starks, Gabe	2	2. 29 Noah, Caden	1	<table border="1" style="width: 100%; border-collapse: collapse;"> <thead> <tr> <th colspan="2" style="background-color: #D3D3D3;">Hit batters</th> </tr> </thead> <tbody> <tr><td>1. 20 Peters, Connery</td><td style="text-align: right;">6</td></tr> <tr><td>2. 12 Norris, Zach</td><td style="text-align: right;">5</td></tr> <tr><td>34 Hagan, Jack</td><td style="text-align: right;">5</td></tr> <tr><td>47 Lucas, Andrew</td><td style="text-align: right;">5</td></tr> <tr><td>40 Diduch, Colby</td><td style="text-align: right;">5</td></tr> </tbody> </table>	Hit batters		1. 20 Peters, Connery	6	2. 12 Norris, Zach	5	34 Hagan, Jack	5	47 Lucas, Andrew	5	40 Diduch, Colby	5						
Wild pitches																																						
1. 42 Starks, Gabe	11																																					
2. 20 Peters, Connery	8																																					
3. 33 Hackett, Bryce	7																																					
4. 40 Diduch, Colby	6																																					
5. 4 tied at.....	5																																					
Balks																																						
1. 42 Starks, Gabe	2																																					
2. 29 Noah, Caden	1																																					
Hit batters																																						
1. 20 Peters, Connery	6																																					
2. 12 Norris, Zach	5																																					
34 Hagan, Jack	5																																					
47 Lucas, Andrew	5																																					
40 Diduch, Colby	5																																					
<table border="1" style="width: 100%; border-collapse: collapse;"> <thead> <tr> <th colspan="2" style="background-color: #D3D3D3;">Intentional BB allowed</th> </tr> </thead> <tbody> <tr> <td>1. 12 Norris, Zach</td> <td style="text-align: right;">1</td> </tr> </tbody> </table>	Intentional BB allowed		1. 12 Norris, Zach	1	<table border="1" style="width: 100%; border-collapse: collapse;"> <thead> <tr> <th colspan="2" style="background-color: #D3D3D3;">Runners picked off</th> </tr> </thead> <tbody> <tr> <td>1. 6 tied at.....</td> <td style="text-align: right;">1</td> </tr> </tbody> </table>	Runners picked off		1. 6 tied at.....	1	<table border="1" style="width: 100%; border-collapse: collapse;"> <thead> <tr> <th colspan="2" style="background-color: #D3D3D3;">Batters SO out looking</th> </tr> </thead> <tbody> <tr><td>1. 42 Starks, Gabe</td><td style="text-align: right;">18</td></tr> <tr><td>2. 29 Noah, Caden</td><td style="text-align: right;">16</td></tr> <tr><td>3. 5 Novis, Matt</td><td style="text-align: right;">13</td></tr> <tr><td>4. 25 Brooks, Brayden</td><td style="text-align: right;">10</td></tr> <tr><td>20 Peters, Connery</td><td style="text-align: right;">10</td></tr> </tbody> </table>	Batters SO out looking		1. 42 Starks, Gabe	18	2. 29 Noah, Caden	16	3. 5 Novis, Matt	13	4. 25 Brooks, Brayden	10	20 Peters, Connery	10																
Intentional BB allowed																																						
1. 12 Norris, Zach	1																																					
Runners picked off																																						
1. 6 tied at.....	1																																					
Batters SO out looking																																						
1. 42 Starks, Gabe	18																																					
2. 29 Noah, Caden	16																																					
3. 5 Novis, Matt	13																																					
4. 25 Brooks, Brayden	10																																					
20 Peters, Connery	10																																					
<table border="1" style="width: 100%; border-collapse: collapse;"> <thead> <tr> <th colspan="2" style="background-color: #D3D3D3;">Sac bunts allowed</th> </tr> </thead> <tbody> <tr><td>1. 12 Norris, Zach</td><td style="text-align: right;">4</td></tr> <tr><td>44 Kuykendall, Thomas</td><td style="text-align: right;">4</td></tr> <tr><td>3. 5 Novis, Matt</td><td style="text-align: right;">3</td></tr> <tr><td>4. 5 tied at.....</td><td style="text-align: right;">2</td></tr> </tbody> </table>	Sac bunts allowed		1. 12 Norris, Zach	4	44 Kuykendall, Thomas	4	3. 5 Novis, Matt	3	4. 5 tied at.....	2	<table border="1" style="width: 100%; border-collapse: collapse;"> <thead> <tr> <th colspan="2" style="background-color: #D3D3D3;">Sac flies allowed</th> </tr> </thead> <tbody> <tr><td>1. 42 Starks, Gabe</td><td style="text-align: right;">8</td></tr> <tr><td>2. 25 Brooks, Brayden</td><td style="text-align: right;">4</td></tr> <tr><td>29 Noah, Caden</td><td style="text-align: right;">4</td></tr> <tr><td>4. 26 Bailey, Gray</td><td style="text-align: right;">3</td></tr> <tr><td>5. 3 tied at.....</td><td style="text-align: right;">2</td></tr> </tbody> </table>	Sac flies allowed		1. 42 Starks, Gabe	8	2. 25 Brooks, Brayden	4	29 Noah, Caden	4	4. 26 Bailey, Gray	3	5. 3 tied at.....	2	<table border="1" style="width: 100%; border-collapse: collapse;"> <thead> <tr> <th colspan="2" style="background-color: #D3D3D3;">Hits allowed</th> </tr> </thead> <tbody> <tr> <td>1. 42 Starks, Gabe</td> <td style="text-align: right;">79</td> </tr> </tbody> </table>	Hits allowed		1. 42 Starks, Gabe	79										
Sac bunts allowed																																						
1. 12 Norris, Zach	4																																					
44 Kuykendall, Thomas	4																																					
3. 5 Novis, Matt	3																																					
4. 5 tied at.....	2																																					
Sac flies allowed																																						
1. 42 Starks, Gabe	8																																					
2. 25 Brooks, Brayden	4																																					
29 Noah, Caden	4																																					
4. 26 Bailey, Gray	3																																					
5. 3 tied at.....	2																																					
Hits allowed																																						
1. 42 Starks, Gabe	79																																					
<table border="1" style="width: 100%; border-collapse: collapse;"> <thead> <tr> <th colspan="2" style="background-color: #D3D3D3;">Runs allowed</th> </tr> </thead> <tbody> <tr> <td>1. 42 Starks, Gabe</td> <td style="text-align: right;">65</td> </tr> </tbody> </table>	Runs allowed		1. 42 Starks, Gabe	65	<table border="1" style="width: 100%; border-collapse: collapse;"> <thead> <tr> <th colspan="2" style="background-color: #D3D3D3;">Earned runs allowed</th> </tr> </thead> <tbody> <tr> <td>1. 42 Starks, Gabe</td> <td style="text-align: right;">54</td> </tr> </tbody> </table>	Earned runs allowed		1. 42 Starks, Gabe	54	<table border="1" style="width: 100%; border-collapse: collapse;"> <thead> <tr> <th colspan="2" style="background-color: #D3D3D3;">Walks allowed</th> </tr> </thead> <tbody> <tr> <td>1. 42 Starks, Gabe</td> <td style="text-align: right;">33</td> </tr> </tbody> </table>	Walks allowed		1. 42 Starks, Gabe	33																								
Runs allowed																																						
1. 42 Starks, Gabe	65																																					
Earned runs allowed																																						
1. 42 Starks, Gabe	54																																					
Walks allowed																																						
1. 42 Starks, Gabe	33																																					
<table border="1" style="width: 100%; border-collapse: collapse;"> <thead> <tr> <th colspan="2" style="background-color: #D3D3D3;">Doubles allowed</th> </tr> </thead> <tbody> <tr> <td>1. 42 Starks, Gabe</td> <td style="text-align: right;">18</td> </tr> </tbody> </table>	Doubles allowed		1. 42 Starks, Gabe	18	<table border="1" style="width: 100%; border-collapse: collapse;"> <thead> <tr> <th colspan="2" style="background-color: #D3D3D3;">Triples allowed</th> </tr> </thead> <tbody> <tr> <td>1. 42 Starks, Gabe</td> <td style="text-align: right;">5</td> </tr> </tbody> </table>	Triples allowed		1. 42 Starks, Gabe	5	<table border="1" style="width: 100%; border-collapse: collapse;"> <thead> <tr> <th colspan="2" style="background-color: #D3D3D3;">Home runs allowed</th> </tr> </thead> <tbody> <tr> <td>1. 42 Starks, Gabe</td> <td style="text-align: right;">6</td> </tr> </tbody> </table>	Home runs allowed		1. 42 Starks, Gabe	6																								
Doubles allowed																																						
1. 42 Starks, Gabe	18																																					
Triples allowed																																						
1. 42 Starks, Gabe	5																																					
Home runs allowed																																						
1. 42 Starks, Gabe	6																																					

2023 TEAM GAME HIGHS

Batting

At bats:	48	-	vs NU (Mar 24, 2023 at Houston, Texas)
Runs scored:	17	-	at Seattle U (Apr 01, 2023)
Hits:	20	-	at Seattle U (Apr 01, 2023)
RBIs:	17	-	at Seattle U (Apr 01, 2023)
Doubles:	5	-	at Tarleton State (Mar 11, 2023)
	5	-	vs NU (Mar 24, 2023 at Houston, Texas)
Triples:	2	-	vs California Baptist (May 24, 2023 at Mesa, Ariz.)
	2	-	vs Seattle U (May 25, 2023 at Mesa, Ariz.)
Home runs:	8	-	at Houston (Mar 24, 2023)
Total bases:	37	-	at Houston (Mar 24, 2023)
Walks:	9	-	vs NU (Mar 25, 2023 at Houston, Texas)
Strikeouts:	15	-	vs McNeese (Feb 24, 2023)
Sac hits:	2	-	(5 times)
Sac flies:	2	-	at Seattle U (Apr 01, 2023)
	2	-	vs UT Rio Grande Valley (Apr 28, 2023)
Stolen bases:	4	-	vs Abilene Christian (Mar 17, 2023)
Hit by pitch:	5	-	at Seattle U (Apr 01, 2023)
Caught stealing:	2	-	(4 times)
Runners LOB:	15	-	at Seattle U (Apr 01, 2023)
Hit into DP:	5	-	vs UT Rio Grande Valley (Apr 28, 2023)

Fielding

Putouts:	39	-	vs NU (Mar 24, 2023 at Houston, Texas)
Assists:	16	-	vs Tarleton State (Mar 21, 2023)
Errors:	4	-	at Seattle U (Mar 31, 2023)
	4	-	at Stephen F. Austin (4/22/2023)
Passed balls:	3	-	vs TCU (Mar 28, 2023)
DPs turned:	3	-	vs NU (Mar 25, 2023 at Houston, Texas)

Pitching

Innings pitched:	13.0	-	vs NU (Mar 24, 2023 at Houston, Texas)
Runs allowed:	18	-	at Houston (Mar 26, 2023)
Earned runs:	15	-	at Houston (Mar 26, 2023)
Walks allowed:	12	-	vs NU (Mar 25, 2023 at Houston, Texas)
Strikeouts:	15	-	vs NU (Mar 24, 2023 at Houston, Texas)
Hits allowed:	20	-	at Houston (Mar 26, 2023)
	20	-	vs UT Rio Grande Valley (Apr 29, 2023)
Doubles allowed:	9	-	vs McNeese (Feb 25, 2023)
Triples allowed:	2	-	(6 times)
Homers allowed:	7	-	at Houston (Mar 26, 2023)
Wild pitches:	5	-	vs NU (Mar 24, 2023 at Houston, Texas)
	5	-	at Dallas Baptist (Apr 18, 2023)
Hit batters:	3	-	(6 times)

2024 UTA Maverick Baseball

2023 GAME BY GAME STATS

Date	Opponent	ab	r	h	rbi	2b	3b	hr	tb	bb	ibb	sb	cs	hbp	sac	sf	gdp	k	po	a	e	lob	avg
Feb 17	at A&M-Corpus Christi	34	6	8	4	4	1	0	14	7	0	0	2	2	1	0	0	6	24	5	2	11	.235
Feb 18	at A&M-Corpus Christi	34	1	8	1	2	0	0	10	5	0	1	0	1	0	0	0	12	24	13	0	12	.235
Feb 19	at A&M-Corpus Christi	34	5	10	5	3	0	1	16	4	0	0	0	2	2	0	0	8	27	12	0	10	.255
Feb 21	vs Dallas Baptist	27	3	7	2	3	0	0	10	4	0	0	0	2	0	1	0	10	21	9	3	10	.256
Feb 22	at TCU	35	3	8	2	0	1	0	10	2	0	1	0	3	0	0	0	10	24	4	1	10	.250
Feb 24	MCNEESE	31	4	5	3	1	0	0	6	4	0	0	1	1	0	0	0	15	27	4	3	5	.236
Feb 25	MCNEESE	30	8	7	8	1	0	0	8	6	0	0	0	2	2	1	0	9	27	14	0	6	.236
Feb 26	MCNEESE	37	12	12	10	2	1	1	19	5	1	0	0	1	1	0	0	5	27	10	2	8	.248
Mar 03	at Northwestern State	33	5	7	5	1	0	0	8	7	0	2	0	1	0	1	0	7	27	4	1	10	.244
Mar 04	at Northwestern State	36	10	10	8	1	0	2	17	2	0	2	0	2	0	0	0	11	24	5	0	3	.248
Mar 05	at Northwestern State	34	5	8	5	1	0	2	15	1	0	1	0	1	0	0	0	7	27	6	1	4	.247
Mar 07	at TCU	36	8	11	7	2	0	1	16	3	0	1	1	0	1	0	0	10	27	10	2	5	.252
*Mar 10	at Tarleton State	32	5	7	3	4	0	0	11	5	0	1	0	1	1	1	0	11	27	6	1	8	.249
*Mar 11	at Tarleton State	39	12	16	11	5	0	2	27	6	0	1	1	1	1	0	1	6	27	9	1	8	.263
*Mar 12	at Tarleton State	37	4	12	4	2	0	0	14	4	0	2	0	0	1	0	1	6	26	10	0	11	.267
Mar 14	at Texas Tech	33	1	9	0	0	0	0	9	5	0	0	0	1	0	0	3	9	24	10	2	11	.268
Mar 15	at Texas Tech	41	7	16	7	4	0	0	20	3	0	1	0	1	0	1	1	7	24	8	2	12	.276
*Mar 17	ABILENE CHRISTIAN	28	4	8	3	4	0	1	15	6	0	4	2	1	0	1	0	6	27	6	3	8	.277
*Mar 18	ABILENE CHRISTIAN	34	4	8	4	3	0	3	20	5	1	0	0	0	0	0	0	7	27	7	1	8	.274
*Mar 19	ABILENE CHRISTIAN	38	7	11	6	1	1	1	17	3	0	3	0	1	0	0	0	10	27	8	2	8	.275
Mar 21	TARLETON STATE	28	6	8	6	1	0	1	12	7	0	0	2	4	0	1	0	8	27	16	2	10	.276
Mar 24	vs NU	48	9	14	8	5	0	3	28	5	0	1	0	1	1	0	0	10	39	12	3	9	.277
Mar 24	at Houston	33	15	13	15	0	0	8	37	4	0	0	0	0	0	1	1	3	21	3	2	2	.282
Mar 25	vs NU	36	12	10	9	2	0	1	15	9	0	0	1	3	0	1	0	3	27	11	0	10	.281
Mar 26	at Houston	35	9	11	9	3	0	1	17	6	0	0	1	3	0	0	0	9	24	11	1	8	.283
Mar 28	TCU	32	3	6	3	1	0	1	10	3	0	0	0	1	0	0	0	12	27	3	1	6	.279
*Mar 31	at Seattle U	34	4	7	3	3	0	1	13	3	0	0	0	1	1	0	0	9	24	9	4	8	.277
*Apr 01	at Seattle U	45	17	20	17	4	1	2	32	7	0	2	0	5	0	2	0	11	27	9	1	15	.284
*Apr 02	at Seattle U	31	2	5	2	2	0	0	7	2	0	0	0	1	1	0	0	4	24	8	0	6	.281
Apr 04	LAMAR	33	5	8	3	2	0	1	13	2	0	2	0	2	0	0	0	5	27	15	1	8	.279
*Apr 06	UTAH TECH	31	8	8	6	3	1	0	13	8	0	1	1	1	0	0	0	6	27	7	2	8	.279
*Apr 07	UTAH TECH	30	7	8	7	3	0	1	14	4	0	0	0	1	1	1	1	5	27	9	1	6	.278
*Apr 08	UTAH TECH	33	11	14	11	4	0	1	21	5	0	0	2	0	2	0	1	5	27	11	2	5	.283
*Apr 14	at Sacramento State	41	9	15	9	4	0	1	22	3	0	0	0	0	0	0	1	8	27	4	1	8	.286
*Apr 15	at Sacramento State	32	3	9	3	2	0	0	11	3	0	1	0	1	0	0	2	4	24	7	2	6	.285
*Apr 16	at Sacramento State	40	12	11	11	1	0	3	21	3	0	0	0	0	0	0	0	9	27	5	2	4	.285
Apr 18	at Dallas Baptist	43	10	17	10	2	0	1	22	4	0	0	0	1	0	0	0	14	24	6	0	11	.289
*4/21/2023	at Stephen F. Austin	36	9	9	8	1	0	2	16	4	0	2	0	1	0	1	0	6	27	5	0	6	.288
*4/22/2023	at Stephen F. Austin	42	11	16	11	1	0	2	23	5	0	1	0	0	0	1	1	8	24	8	4	10	.291
*4/23/2023	at Stephen F. Austin	41	11	14	9	3	0	1	20	8	0	3	0	0	1	1	0	12	27	6	0	13	.292
*Apr 28	UT RIO GRANDE VALL	30	12	12	12	1	0	2	19	7	0	0	0	3	0	2	0	4	27	8	0	6	.294
*Apr 29	UT RIO GRANDE VALL	32	2	7	2	0	0	0	7	2	0	0	0	0	0	0	2	5	27	13	1	5	.293
*Apr 30	UT RIO GRANDE VALL	34	8	14	8	1	0	2	21	4	0	0	0	1	0	0	4	4	27	6	0	7	.295
*May 05	CALIFORNIA BAPTIST	35	4	8	3	1	0	1	12	4	1	1	0	1	2	1	0	8	30	9	2	9	.294
*May 06	CALIFORNIA BAPTIST	35	4	10	4	2	0	0	12	2	0	1	0	3	0	0	0	4	27	13	0	10	.294
*May 07	CALIFORNIA BAPTIST	32	6	10	4	2	0	0	12	6	1	2	0	1	1	1	0	9	27	11	1	11	.294
May 09	at Texas	34	5	8	3	0	0	0	8	3	0	0	0	2	0	0	2	4	24	8	1	7	.293
*May 12	at Sam Houston	27	2	6	2	1	0	1	10	0	0	0	0	0	0	0	0	5	18	4	2	4	.292
*May 13	at Sam Houston	30	2	6	2	0	1	0	8	1	0	0	0	0	1	0	1	5	25	4	0	3	.290
*May 14	at Sam Houston	24	3	4	3	1	0	0	5	5	0	1	0	1	0	0	1	6	20	7	1	6	.288
*May 18	UTAH VALLEY	33	3	8	2	0	0	0	8	3	0	0	0	0	0	0	0	7	24	5	1	9	.288
*May 19	UTAH VALLEY	31	6	7	5	1	0	0	8	6	1	2	0	2	2	1	0	8	27	6	0	10	.286
*May 20	UTAH VALLEY	36	6	12	6	3	0	3	24	6	0	0	0	1	0	1	1	8	27	7	1	11	.287
May 23	vs UT Rio Grande Valley	28	4	6	3	1	0	1	10	3	0	0	0	1	0	1	0	6	21	7	3	8	.286
May 24	vs California Baptist	39	8	11	7	1	2	0	16	4	0	0	0	2	0	0	0	9	27	9	0	10	.286
May 25	vs Seattle U	43	11	17	10	2	2	0	23	4	0	3	0	1	0	1	0	8	27	11	1	11	.289
May 25	vs Grand Canyon	36	6	13	6	3	0	1	19	2	0	0	0	0	0	0	1	8	27	5	3	8	.290
May 26	vs Utah Valley	25	0	6	0	0	0	0	6	2	0	0	0	0	0	0	0	2	18	4	3	6	.289
Totals		1991	379	576	340	111	11	56	877	246	5	43	14	69	23	23	25	433	1493	462	76	468	.289

2024 UTA Maverick Baseball

2023 SEASON STATS

Player	avg	gp-gs	ab	r	h	2b	3b	hr	rbi	tb	slg%	bb	hp	so	gdp	ob%	sf	sh	sb-att	po	a	e	fld%
15 Berkley, Garrison	.365	58-58	233	60	85	20	2	4	38	121	.519	33	9	49	4	.457	3	2	7-13	165	2	3	.982
13 Black, Ryan	.336	57-57	223	46	75	14	1	7	57	112	.502	33	7	34	5	.428	6	0	6-9	59	74	17	.887
22 Pointer, Tyson	.303	55-54	221	35	67	16	2	10	51	117	.529	20	4	61	2	.370	1	1	3-3	136	6	4	.973
17 Galvan, Wilson	.289	55-52	197	36	57	8	1	5	32	82	.416	21	16	35	3	.397	3	2	10-11	118	4	1	.992
7 Rice, Tyler	.282	45-44	149	35	42	6	0	3	13	57	.383	27	3	16	1	.400	1	7	3-4	108	60	5	.971
6 Sumbler, Cade	.259	47-47	185	33	48	10	2	7	22	83	.449	14	4	23	4	.324	1	0	4-5	227	29	4	.985
43 Lumsden, Ben	.237	51-51	190	43	45	8	3	11	38	92	.484	31	8	69	1	.364	2	0	2-2	61	59	10	.923

11 Armstrong, Tyce	.354	24-22	82	13	29	5	0	1	16	37	.451	9	1	13	2	.415	2	0	0-1	137	10	0	1.000
3 Cavanagh, Matt	.318	36-36	132	27	42	5	0	0	21	47	.356	11	4	21	3	.385	1	3	4-4	59	82	11	.928
23 Saunders, Steven	.317	28-26	101	13	32	5	0	4	17	49	.485	9	2	19	0	.374	3	0	1-1	81	4	4	.955
10 Crowell, Sam	.245	33-28	106	15	26	5	0	3	19	40	.377	13	5	30	0	.355	0	2	1-2	226	25	3	.988
36 Thomas, Reed	.222	10-6	27	2	6	1	0	0	3	7	.259	3	0	7	0	.300	0	1	0-0	37	2	0	1.000
2 Gregory, Cason	.191	15-15	47	3	9	4	0	0	5	13	.277	3	1	12	0	.255	0	5	0-0	19	28	3	.940
28 Rice, Tanner	.161	12-7	31	7	5	1	0	0	4	6	.194	5	0	8	0	.278	0	0	0-0	14	21	3	.921
4 Henry, Zach	.136	15-13	44	10	6	3	0	1	4	12	.273	11	3	25	0	.345	0	0	2-2	10	3	0	1.000
24 Lumsden, Matt	.087	9-6	23	1	2	0	0	0	0	2	.087	3	2	11	0	.250	0	0	0-0	15	1	1	.941
Totals	.289	58	1991	379	576	111	11	56	340	877	.440	246	69	433	25	.383	23	23	43-57	1493	462	76	.963
Opponents	.311	58	2056	453	639	138	21	76	407	1047	.509	219	54	411	19	.387	28	25	71-91	1505	530	64	.970

LOB - Team (468), Opp (434). DPs turned - Team (29), Opp (47). CI - Team (1), S. Crowell 1. IBB - Team (5), R. Black 2, Ty. Rice 1, T. Armstrong 1, B. Lumsden 1, Opp (1). Picked off - T. Pointer 1, R. Black 1, W. Galvan 1, G. Berkley 1.

(All games Sorted by Earned run avg)

Player	era	w-l	app	gs	cg	sho	sv	ip	h	r	er	bb	so	2b	3b	hr	b/avg	wp	hp	bk	sfa	sha	
42 Starks, Gabe	6.54	6-2	15	15	0	0/0	0	74.1	79	65	54	33	72	18	5	6	.264	11	4	2	8	2	

12 Norris, Zach	4.63	2-2	17	3	0	0/0	2	46.2	52	29	24	17	33	6	1	5	.284	5	5	0	2	4	
26 Bailey, Gray	4.79	2-3	24	0	0	0/0	6	35.2	33	19	19	9	28	9	0	4	.250	3	2	0	3	2	
5 Novis, Matt	5.85	3-2	19	0	0	0/0	2	32.1	39	24	21	6	33	9	2	4	.291	4	1	0	1	3	
20 Peters, Connery	6.71	2-5	18	9	0	0/0	6	56.1	87	48	42	21	46	17	5	7	.354	8	6	0	2	1	
47 Lucas, Andrew	6.75	1-2	11	6	0	0/0	0	16.0	16	13	12	13	12	4	0	1	.258	3	5	0	0	0	
29 Noah, Caden	6.92	4-1	14	10	0	0/0	0	52.0	66	44	40	20	45	18	1	10	.308	5	4	1	4	2	
34 Hagan, Jack	7.03	7-2	19	1	0	0/0	0	39.2	63	44	31	20	29	13	1	6	.358	4	5	0	1	2	
25 Brooks, Brayden	7.68	1-3	12	7	0	0/0	0	36.1	42	34	31	17	29	9	1	10	.296	5	2	0	4	1	
32 Steeber, Joe	7.71	0-0	7	0	0	0/0	0	7.0	12	6	6	4	5	2	1	3	.400	3	1	0	0	1	
44 Kuykendall, Thomas	7.76	0-3	15	0	0	0/0	1	29.0	42	31	25	12	27	6	0	3	.333	5	4	0	0	4	
21 Marshall, Hunter	7.78	0-0	14	0	0	0/0	0	19.2	23	19	17	12	20	6	2	5	.291	3	4	0	0	2	
40 Diduch, Colby	9.82	0-0	7	3	0	0/0	0	11.0	11	13	12	11	13	5	0	0	.268	6	5	0	2	0	
16 Singer, Gage	10.57	0-0	7	0	0	0/0	0	7.2	8	10	9	6	6	2	0	1	.258	3	3	0	1	0	
33 Hackett, Bryce	10.91	1-3	14	3	0	0/0	0	31.1	58	46	38	14	13	12	2	10	.395	7	3	0	0	1	
54 Hammond, Harrison	18.00	0-0	1	0	0	0/0	0	1.0	3	2	2	0	0	0	0	1	.500	0	0	0	0	0	
27 McGlade, Cade	32.40	0-1	1	1	0	0/0	0	1.2	5	6	6	4	0	2	0	0	.625	0	0	0	0	0	
Totals	7.00	29-29	58	58	0	0/0	17	497.2	639	453	387	219	411	138	21	76	.311	75	54	3	28	25	
Opponents	5.79	29-29	58	58	2	1/0	7	501.2	576	379	323	246	433	111	11	56	.289	81	69	5	23	23	

PB - Team (20), C. Sumbler 11, S. Crowell 8, R. Thomas 1, Opp (11). Pickoffs - Team (6), C. Sumbler 1, B. Hackett 1, B. Brooks 1, C. Noah 1, S. Crowell 1, G. Starks 1, Opp (4). SBA/ATT - C. Sumbler (43-55), S. Crowell (28-33), G. Starks (16-17), C. Noah (10-11), J. Hagan (8-10), Kuykendall (6-9), B. Brooks (5-8), C. Peters (6-7), B. Hackett (5-5), G. Bailey (0-4), G. Singer (3-4), A. Lucas (3-4), H. Marshall (2-3), Z. Norris (2-3), M. Novis (3-3), C. McGlade (2-2), J. Steeber (0-1).

2023 WESTERN ATHLETIC CONFERENCE STATS

Record: 16-14 Home: 9-6 Away: 7-8 WAC: 16-14

Player	avg	gp-gs	ab	r	h	2b	3b	hr	rbi	tb	slg%	bb	hp	so	gdp	ob%	sf	sh	sb-att	po	a	e	fld%
15 Berkley, Garrison	.370	30-30	119	35	44	15	1	0	17	61	.513	18	3	23	3	.458	2	2	4-5	88	1	2	.978
17 Galvan, Wilson	.342	29-29	111	24	38	6	0	2	20	50	.450	14	7	19	2	.440	2	1	7-8	66	2	0	1.000
22 Pointer, Tyson	.328	30-30	119	18	39	8	0	8	33	71	.597	13	2	33	0	.400	1	1	1-1	84	2	1	.989
13 Black, Ryan	.300	30-30	120	20	36	5	0	3	29	50	.417	17	3	17	3	.389	4	0	5-6	36	43	13	.859
7 Rice, Tyler	.264	27-27	87	19	23	4	0	1	9	30	.345	15	2	8	1	.381	1	7	3-4	57	37	3	.969
6 Sumbler, Cade	.228	29-29	114	17	26	6	1	2	10	40	.351	10	4	10	3	.313	0	0	4-4	158	20	3	.983
43 Lumsden, Ben	.216	24-24	88	22	19	3	2	7	18	47	.534	16	3	36	1	.352	1	0	2-2	38	29	6	.918

2 Gregory, Cason	.364	3-3	11	0	4	2	0	0	2	6	.545	1	0	2	0	.417	0	1	0-0	3	10	0	1.000
11 Armstrong, Tyce	.352	16-15	54	6	19	4	0	1	11	26	.481	6	1	9	2	.419	1	0	0-1	95	6	0	1.000
3 Cavanagh, Matt	.313	18-18	64	14	20	2	0	0	7	22	.344	4	0	11	2	.353	0	2	1-1	26	34	3	.952
23 Saunders, Steven	.298	13-12	47	7	14	2	0	3	9	25	.532	4	1	10	0	.352	2	0	0-0	0	0	0	.000
10 Crowell, Sam	.235	15-12	51	8	12	3	0	2	11	21	.412	5	1	15	0	.316	0	0	0-1	94	7	1	.990
4 Henry, Zach	.222	5-5	18	5	4	2	0	1	3	9	.500	2	1	8	0	.333	0	0	1-1	0	0	0	.000
28 Rice, Tanner	.222	4-3	9	3	2	1	0	0	1	3	.333	3	0	1	0	.417	0	0	0-0	5	9	1	.933
36 Thomas, Reed	.182	4-3	11	0	2	0	0	0	1	2	.182	2	0	4	0	.308	0	1	0-0	19	2	0	1.000
Totals	.295	30	1023	198	302	63	4	30	181	463	.453	130	28	206	17	.385	14	15	28-34	779	227	36	.965
Opponents	.301	30	1064	214	320	71	10	34	187	513	.482	101	21	210	10	.370	10	15	35-47	775	284	31	.972

LOB - Team (237), Opp (215). DPs turned - Team (14), Opp (31). IBB - Team (4), Ty. Rice 1, B. Lumsden 1, R. Black 1, T. Armstrong 1, Opp (1). Picked off - W. Galvan 1, T. Pointer 1.

(WAC games only Sorted by Earned run avg)

Player	era	w-l	app	gs	cg	sho	sv	ip	h	r	er	bb	so	2b	3b	hr	b/avg	wp	hp	bk	sfa	sha	
42 Starks, Gabe	7.77	3-2	10	10	0	0/0	0	48.2	55	51	42	20	47	15	1	4	.274	8	3	1	4	2	
20 Peters, Connery	7.78	1-4	11	7	0	0/0	2	37.0	61	36	32	16	22	10	3	6	.367	5	3	0	1	1	

16 Singer, Gage	0.00	0-0	1	0	0	0/0	0	1.1	1	0	0	0	2	0	0	0	.200	1	0	0	0	0	
26 Bailey, Gray	2.45	1-2	10	0	0	0/0	3	18.1	14	5	5	3	17	4	0	1	.219	3	1	0	0	1	
21 Marshall, Hunter	3.60	0-0	6	0	0	0/0	0	5.0	6	4	2	1	6	1	1	1	.286	2	0	0	0	1	
12 Norris, Zach	3.72	1-1	10	2	0	0/0	1	29.0	30	15	12	11	22	3	1	3	.265	2	2	0	0	2	
5 Novis, Matt	4.70	2-1	12	0	0	0/0	2	23.0	25	12	12	4	20	7	1	4	.272	2	0	0	0	2	
44 Kuykendall, Thomas	5.11	0-0	5	0	0	0/0	0	12.1	11	8	7	4	10	2	0	1	.239	2	2	0	0	1	
34 Hagan, Jack	6.00	5-1	9	0	0	0/0	0	18.0	27	17	12	9	13	5	0	2	.351	2	2	0	0	2	
25 Brooks, Brayden	7.11	0-2	5	4	0	0/0	0	19.0	22	17	15	7	16	4	1	3	.301	1	2	0	3	1	
29 Noah, Caden	7.98	2-1	9	6	0	0/0	0	29.1	39	29	26	15	25	12	0	6	.320	5	3	0	2	2	
33 Hackett, Bryce	8.03	0-0	6	0	0	0/0	0	12.1	19	12	11	6	4	5	1	2	.339	4	0	0	0	0	
47 Lucas, Andrew	8.44	1-0	4	1	0	0/0	0	5.1	7	6	5	5	4	2	0	0	.318	1	3	0	0	0	
32 Steeber, Joe	18.00	0-0	1	0	0	0/0	0	1.0	3	2	2	0	2	1	1	1	.500	1	0	0	0	0	
Totals	6.34	16-14	30	30	0	0/0	8	259.2	320	214	183	101	210	71	10	34	.301	39	21	1	10	15	
Opponents	6.03	14-16	30	30	1	0/0	5	258.1	302	198	173	130	206	63	4	30	.295	39	28	4	14	15	



Tate Bethel

INF/RHP | 6-1 | Jr.
Sherman, Texas
(Sherman HS/Blinn College)

CAREER HIGHS

Hits	N/A
Runs Scored	N/A
RBI	N/A
Walks	N/A
HR	N/A
Stolen Bases	N/A
Strikeouts	N/A

SEASON HIGHS

Hits	Same As Career
Runs Scored	Same As Career
RBI	Same As Career
Walks	Same As Career
HR	Same As Career
Stolen Bases	Same As Career
Strikeouts	Same As Career

CAREER STATS

GAME-BY-GAME STATS



Cason Gregory

SS | 5-11 | R-Jr.
Cleburne, Texas
(Cleburne HS)

CAREER HIGHS

Hits 2, 16x (Last @ Tarleton 4/14/23)
 Runs Scored 2 @ Texas A&M CC (2/20/22)
 RBI 3 vs Troy (3/25/22)
 Walks 3 @ McNeese (4/24/22)
 HR N/A
 Stolen Bases 2 vs Louisiana (5/15/21)
 Strikeouts 2, x6 (Last @ Tarleton 4/10/23)

SEASON HIGHS

Hits N/A
 Runs Scored N/A
 RBI N/A
 Walks N/A
 HR N/A
 Stolen Bases N/A
 Strikeouts N/A

CAREER STATS

Year	avg	gp-gs	ab	r	h	2b	3b	hr	rbi	tb	slg%	bb	hbp	so	gdp	ob%	sf	sh	sb-att	po	a	e	fld%
2021	.246	45-37	118	12	29	6	1	0	11	37	.314	21	2	23	1	.366	1	2	5-12	39	81	6	.952
2022	.240	46-46	150	13	36	4	0	0	10	40	.267	7	3	20	5	.282	3	1	1-3	71	106	18	.908
2023	.191	15-15	47	3	9	4	0	0	5	13	.277	3	1	12	0	.255	0	5	0-0	19	28	3	.940
TOTAL	.235	106-98	315	28	74	14	1	0	26	90	.286	31	6	55	6	.312	4	8	6-15	129	215	27	.927

GAME-BY-GAME STATS

Date	Opponent	Pos	AB	R	H	RBI	2B	3B	HR	BB	SB	CS	HBP	SAC	SF	GDP	K	PO	A	E	Avg
Feb 17	at A&M-Corpus Christi	*ss	4	0	0	0	0	0	0	0	0	0	0	0	0	0	1	1	0	1	.000
Feb 19	at A&M-Corpus Christi	*ss	2	0	0	0	0	0	0	1	0	0	0	1	0	0	1	2	3	0	.000
Feb 21	vs Dallas Baptist	*ss	3	0	1	0	1	0	0	0	0	0	0	0	0	0	1	3	1	0	.111
Feb 22	at TCU	*ss	3	0	0	0	0	0	0	0	0	0	1	0	0	0	1	0	1	0	.083
Feb 24	MCNEESE	*ss	3	0	0	1	0	0	0	1	0	0	0	0	0	0	0	1	2	0	.067
Feb 25	MCNEESE	*ss	2	0	0	1	0	0	0	0	0	0	0	2	0	0	1	1	4	0	.059
Feb 26	MCNEESE	*ss	3	1	2	0	1	0	0	0	0	0	0	1	0	0	1	1	0	0	.150
Mar 03	at Northwestern State	*ss	4	0	0	0	0	0	0	0	0	0	0	0	0	0	1	0	1	1	.125
Mar 04	at Northwestern State	*ss	4	1	1	0	0	0	0	0	0	0	0	0	0	0	1	0	0	0	.143
Mar 05	at Northwestern State	*ss	4	0	0	0	0	0	0	0	0	0	0	0	0	0	1	1	2	0	.125
Mar 07	at TCU	*ss	4	1	1	1	0	0	0	0	0	0	0	0	0	0	1	6	2	1	.139
Mar 10	at Tarleton State	*ss	4	0	2	2	2	0	0	0	0	0	0	0	0	0	2	1	3	0	.175
Mar 11	at Tarleton State	*ss	4	0	1	0	0	0	0	1	0	0	0	0	0	0	0	1	3	0	.182
Mar 12	at Tarleton State	*ss	3	0	1	0	0	0	0	0	0	0	0	1	0	0	0	1	4	0	.191
Mar 14	at Texas Tech	*ss	0	0	0	0	0	0	0	0	0	0	0	0	0	0	0	0	2	0	.191
Totals		15gs	47	3	9	5	4	0	0	3	0	0	1	5	0	0	12	19	28	3	.191

On base pct. .255 • Slugging pct. .277



Kyzer Harrington

INF | 6-0 | Fr.
Midlothian, Texas
(Midlothian HS)

CAREER HIGHS	
Hits	N/A
Runs Scored	N/A
RBI	N/A
Walks	N/A
HR	N/A
Stolen Bases	N/A
Strikeouts	N/A

SEASON HIGHS	
Hits	Same As Career
Runs Scored	Same As Career
RBI	Same As Career
Walks	Same As Career
HR	Same As Career
Stolen Bases	Same As Career
Strikeouts	Same As Career

CAREER STATS

GAME-BY-GAME STATS



Zach Henry

OF | 6-0 | R-Jr.
Rockwall, Texas
(Rockwall HS)

4

CAREER HIGHS	
Hits	3, x5 (Last vs Texas State 4/16/22)
Runs Scored	4 @ Seattle U (4/1/23)
RBI	3, x2 (Last vs Texas State 4/16/22)
Walks	4 vs Stephen F. Austin (2/27/22-Game 2)
HR	1, x5 (Last @ Seattle (4/1/23)
Stolen Bases	1, x6 (Last vs Abilene Christian 3/19/23)
Strikeouts	3, x5 (Last @ Northwestern State 3/4/23)
SEASON HIGHS	
Hits	N/A
Runs Scored	N/A
RBI	N/A
Walks	N/A
HR	N/A
Stolen Bases	N/A
Strikeouts	N/A

CAREER STATS

Year	avg	gp-gs	ab	r	h	2b	3b	hr	rbi	tb	slg%	bb	hbp	so	gdp	ob%	sf	sh	sb-att	po	a	e	fld%
2022	.303	45-43	145	29	44	8	1	4	14	66	.455	26	13	41	3	.451	0	0	4-8	54	0	6	.900
2023	.136	15-13	44	10	6	3	0	1	4	12	.273	11	3	25	0	.345	0	0	2-2	10	3	0	1.000
TOTAL	.265	60-56	189	39	50	11	1	5	18	78	.413	37	16	66	3	.426	0	0	6-10	64	3	6	.918

GAME-BY-GAME STATS

Date	Opponent	Pos	AB	R	H	RBI	2B	3B	HR	BB	SB	CS	HBP	SAC	SF	GDP	K	PO	A	E	Avg
Feb 17	at A&M-Corpus Christi	*of	2	1	1	0	0	0	0	3	0	0	0	0	0	0	1	1	1	0	.500
Feb 18	at A&M-Corpus Christi	*of	4	1	1	0	1	0	0	1	1	0	0	0	0	0	2	0	1	0	.333
Feb 19	at A&M-Corpus Christi	*of	3	0	0	0	0	0	0	1	0	0	1	0	0	0	3	0	0	0	.222
Feb 21	vs Dallas Baptist	*of	3	0	0	0	0	0	0	1	0	0	0	0	0	0	2	3	1	0	.167
Feb 22	at TCU	ph/of	2	0	0	0	0	0	0	0	0	0	0	0	0	0	0	1	0	0	.143
Feb 24	MCNEESE	*of	3	1	0	0	0	0	0	0	0	0	1	0	0	0	2	2	0	0	.118
Feb 25	MCNEESE	*of	2	1	0	0	0	0	0	1	0	0	0	0	0	0	2	3	0	0	.105
Mar 04	at Northwestern State	*dh	3	1	0	0	0	0	0	1	0	0	0	0	0	0	3	0	0	0	.091
Mar 18	ABILENE CHRISTIAN	*dh	4	0	1	0	1	0	0	0	0	0	0	0	0	0	2	0	0	0	.115
Mar 19	ABILENE CHRISTIAN	*dh	3	1	1	0	0	0	0	1	1	0	0	0	0	0	2	0	0	0	.138
Mar 24	at Houston	*dh	4	0	0	0	0	0	0	0	0	0	0	0	0	0	2	0	0	0	.121
Mar 25	vs NU-1	pr	0	0	0	1	0	0	0	1	0	0	0	0	0	0	0	0	0	0	.121
Apr 01	at Seattle U	*dh	4	4	2	2	1	0	1	1	0	0	1	0	0	0	2	0	0	0	.162
Apr 02	at Seattle U	*dh	3	0	0	1	0	0	0	0	0	0	0	0	0	0	0	0	0	0	.150
Apr 06	UTAH TECH	*dh	4	0	0	0	0	0	0	0	0	0	0	0	0	0	2	0	0	0	.136
Totals			13gs	44	10	6	4	3	0	1	11	2	0	3	0	0	25	10	3	0	.136

On base pct. .345 • Slugging pct. .273



Cade Sumbler

C/1B | 5-11 | R-Jr.
Midlothian, Texas
(Heritage HS/ Oklahoma State)

CAREER HIGHS	
Hits	3, x4 (Last @ Seattle U 4/1/23)
Runs Scored	3 @ Houston (3/24/23)
RBI	3, x3 (Last @ Houston 3/24/23)
Walks	2, x2 (2022)
HR	2 @ Houston (3/24/23)
Stolen Bases	1, x4 (Last vs Utah Valley 5/19/23)
Strikeouts	3 vs Texas A&M (5/3/22)
SEASON HIGHS	
Hits	N/A
Runs Scored	N/A
RBI	N/A
Walks	N/A
HR	N/A
Stolen Bases	N/A
Strikeouts	N/A

CAREER STATS

Year	avg	gp-gs	ab	r	h	2b	3b	hr	rbi	tb	slg%	bb	hbp	so	gdp	ob%	sf	sh	sb-att	po	a	e	fld%
2022	.252	39-34	115	9	29	5	1	1	17	39	.339	8	1	24	6	.306	0	2	1-2	246	22	5	.982
2023	.263	42-42	167	31	44	10	1	7	19	77	.461	14	4	19	4	.335	0	0	4-5	199	27	3	.987
TOTAL	.259	81-76	282	40	73	15	2	8	36	116	.411	22	5	43	10	.324	0	2	5-7	445	49	8	.984

GAME-BY-GAME STATS

Date	Opponent	Pos	AB	R	H	RBI	2B	3B	HR	BB	SB	CS	HBP	SAC	SF	GDP	K	PO	A	E	Avg	
Mar 04	at Northwestern State	*c	4	0	1	0	0	0	0	0	0	0	0	0	0	0	1	6	1	0	.250	
Mar 07	at TCU	*c	4	1	2	0	1	0	0	0	1	0	0	0	0	0	0	3	1	0	.375	
Mar 11	at Tarleton State	*c	5	0	0	0	0	0	0	0	0	0	0	0	0	0	0	6	2	0	.231	
Mar 12	at Tarleton State	*c	4	1	2	1	0	0	0	0	0	0	0	0	0	0	0	5	0	0	.294	
Mar 14	at Texas Tech	*c	3	0	0	0	0	0	0	1	0	0	0	0	0	0	1	2	2	0	.250	
Mar 15	at Texas Tech	*dh	4	2	2	0	1	0	0	0	0	0	0	0	0	0	0	0	0	0	.292	
Mar 17	ABILENE CHRISTIAN	*c	4	1	2	1	0	0	1	0	1	0	0	0	0	0	0	9	0	1	.321	
Mar 18	ABILENE CHRISTIAN	*c	3	0	1	0	1	0	0	1	0	0	0	0	0	0	0	6	1	0	.323	
Mar 19	ABILENE CHRISTIAN	*c	4	0	1	1	0	0	0	1	0	0	0	0	0	0	0	6	0	1	.314	
Mar 21	TARLETON STATE	*c	3	0	0	0	0	0	0	1	0	0	0	0	0	0	1	4	2	0	.289	
Mar 24	vs NU-1	*dh	6	1	3	1	1	0	1	0	0	0	0	0	0	0	1	0	0	0	.318	
Mar 24	at Houston	*c	4	3	3	3	0	0	2	0	0	0	0	0	0	0	0	3	0	0	.354	
Mar 25	vs NU-1	*c	6	2	2	0	0	0	0	0	0	0	0	0	0	0	0	7	0	0	.352	
Mar 26	at Houston	*c	4	0	0	1	0	0	0	1	0	0	0	0	0	0	1	3	1	0	.328	
Mar 28	TCU	*c	3	1	1	2	0	0	1	0	0	0	0	0	0	0	1	13	0	0	.328	
Mar 31	at Seattle U	*c	4	1	1	0	1	0	0	0	0	0	0	0	0	0	0	6	0	0	.323	
Apr 01	at Seattle U	*c	6	1	3	2	0	0	0	1	0	0	0	0	0	0	0	11	0	0	.338	
Apr 02	at Seattle U	*c	4	0	0	0	0	0	0	0	0	0	0	0	0	0	0	6	1	0	.320	
Apr 04	LAMAR	*dh	4	2	2	2	1	0	1	0	0	0	0	0	0	0	1	0	0	0	.329	
Apr 06	UTAH TECH	*c	2	0	0	0	0	0	0	0	0	0	0	0	0	0	0	9	0	0	.321	
Apr 07	UTAH TECH	*dh	3	1	0	0	0	0	0	1	0	0	0	0	0	0	1	0	0	0	.310	
Apr 08	UTAH TECH	*dh	3	1	0	0	0	0	0	1	0	0	0	0	0	0	1	0	0	0	.299	
Apr 14	at Sacramento State	*dh	5	1	2	1	2	0	0	0	0	0	0	0	0	0	0	0	0	0	.304	
Apr 15	at Sacramento State	*c	4	0	0	0	0	0	0	0	0	0	0	0	0	1	0	3	1	0	.292	
Apr 16	at Sacramento State	*c	5	0	0	0	0	0	0	0	0	0	0	0	0	0	1	9	1	0	.277	
Apr 18	at Dallas Baptist	*dh	5	1	1	0	0	0	0	0	0	0	0	0	0	0	2	0	0	0	.274	
4/21/2023	at Stephen F. Austin	*	4	1	1	0	0	0	0	1	0	0	0	0	0	0	2	6	0	0	.273	
4/22/2023	at Stephen F. Austin	*	4	1	2	0	0	0	0	1	0	0	0	0	0	0	0	8	0	0	.281	
4/23/2023	at Stephen F. Austin	*	5	0	0	0	0	0	0	1	1	0	0	0	0	0	2	8	1	0	.269	
Apr 28	UT RIO GRANDE VAL	*c	3	1	0	0	0	0	0	1	0	0	1	0	0	0	0	6	2	0	.262	
Apr 29	UT RIO GRANDE VAL	*c	4	1	1	0	0	0	0	0	0	0	0	0	0	1	0	4	0	0	.262	
Apr 30	UT RIO GRANDE VAL	*c	4	1	1	0	0	0	0	0	0	0	0	0	0	1	0	8	1	0	.262	
May 05	CALIFORNIA BAPTIST	*c	5	1	2	0	0	0	0	1	0	0	0	0	0	0	0	10	3	0	.267	
May 06	CALIFORNIA BAPTIST	*dh	5	1	2	1	1	0	0	0	0	0	0	0	0	0	0	0	0	0	.271	
May 07	CALIFORNIA BAPTIST	*c	5	0	0	0	0	0	0	0	0	0	0	0	0	0	2	7	1	0	.262	
May 09	at Texas	*dh	3	1	1	0	0	0	0	1	0	0	0	0	0	1	0	0	0	0	.264	
May 12	at Sam Houston	*c	3	0	1	0	1	0	0	0	0	0	0	0	0	0	1	2	0	0	.265	
May 13	at Sam Houston	*c	3	1	1	0	0	1	0	0	0	0	0	0	0	0	0	5	2	0	.266	
May 14	at Sam Houston	*c	2	0	0	1	0	0	0	0	0	0	1	0	0	0	0	2	3	0	.263	
May 18	UTAH VALLEY	*c	4	0	0	0	0	0	0	0	0	0	0	0	0	0	0	8	0	0	.256	
May 19	UTAH VALLEY	*c	3	1	2	1	0	0	0	1	0	0	2	0	0	0	0	2	0	0	.264	
May 20	UTAH VALLEY	*c	4	1	1	1	0	0	1	1	0	0	0	0	0	0	0	6	1	1	.263	
May 23	vs UT Rio Grande Valle	*c	2	0	0	1	0	0	0	0	0	0	0	0	1	0	0	4	1	0	.260	
May 24	vs California Baptist	*c	5	2	2	1	0	1	0	0	0	0	0	0	0	1	5	0	0	0	.264	
May 25	vs Seattle U	*c	5	0	1	1	0	0	0	0	0	0	0	0	0	0	1	6	1	0	.263	
May 25	vs Grand Canyon	*c	4	0	1	0	0	0	0	0	0	0	0	0	0	0	2	6	0	0	.262	
May 26	vs Utah Valley	*c	2	0	0	0	0	0	0	0	0	0	0	0	0	0	0	7	0	1	.259	
Totals			47gs	185	33	48	22	10	2	7	14	4	1	4	0	1	4	23	227	29	4	.259



William Johnson

INF | 6-1 | Fr.
Plano, Texas
(Prestonwood Christian Academy)

<u>CAREER HIGHS</u>	
Hits	N/A
Runs Scored	N/A
RBI	N/A
Walks	N/A
HR	N/A
Stolen Bases	N/A
Strikeouts	N/A
<u>SEASON HIGHS</u>	
Hits	N/A
Runs Scored	N/A
RBI	N/A
Walks	N/A
HR	N/A
Stolen Bases	N/A
Strikeouts	N/A

CAREER STATS

GAME-BY-GAME STATS



Caylor Dygert

RHP | 6-1 | Fr.
Magnolia, Texas
(Magnolia West HS)

CAREER HIGHS

IP	N/A
Walks	N/A
Strikeouts	N/A
Batters Faced	N/A

SEASON HIGHS

IP	N/A
Walks	N/A
Strikeouts	N/A
Batters Faced	N/A

CAREER STATS

GAME-BY-GAME STATS



Parker Airhart

C | 6-0 | Jr.
Sugar Land, Texas
(Fort Bend Dulles HS/Galveston College)

<u>CAREER HIGHS</u>	
Hits	N/A
Runs Scored	N/A
RBI	N/A
Walks	N/A
HR	N/A
Stolen Bases	N/A
Strikeouts	N/A
<u>SEASON HIGHS</u>	
Hits	N/A
Runs Scored	N/A
RBI	N/A
Walks	N/A
HR	N/A
Stolen Bases	N/A
Strikeouts	N/A

CAREER STATS

GAME-BY-GAME STATS



Tyce Armstrong

INF | 6-4 | R-So.
Conroe, Texas
(Magnolia HS)

CAREER HIGHS	
Hits	4 vs Utah Tech (4/8/23)
Runs Scored	1 vs Utah Tech (4/8/23)
RBI	4 vs Utah Tech (4/8/23)
Walks	1 vs Utah Tech (4/7/23)
HR	1 @ Sam Houston (5/12/23)
Stolen Bases	N/A
Strikeouts	N/A
SEASON HIGHS	
Hits	N/A
Runs Scored	N/A
RBI	N/A
Walks	N/A
HR	N/A
Stolen Bases	N/A
Strikeouts	N/A

CAREER STATS

Year	avg	gp-gs	ab	r	h	2b	3b	hr	rbi	tb	slg%	bb	hbp	so	gdp	ob%	sf	sh	sb-att	po	a	e	fld%
2023	.371	19-17	62	10	23	4	0	1	11	30	.484	8	1	9	2	.444	1	0	0-1	108	8	0	1.000
TOTAL	.371	19-17	62	10	23	4	0	1	11	30	.484	8	1	9	2	.444	1	0	0-1	108	8	0	1.000

GAME-BY-GAME STATS

Date	Opponent	Pos	AB	R	H	RBI	2B	3B	HR	BB	SB	CS	HBP	SAC	SF	GDP	K	PO	A	E	Avg
Feb 18	at A&M-Corpus Christi	ph/1b	1	0	0	0	0	0	0	0	0	0	0	0	0	0	0	1	0	0	.000
Apr 07	UTAH TECH	*1b	2	0	0	1	0	0	0	1	0	0	0	0	1	0	0	9	2	0	.000
Apr 08	UTAH TECH	*1b	4	1	4	4	1	0	0	0	0	1	0	0	0	0	0	7	1	0	.571
Apr 14	at Sacramento State	*1b	5	1	1	1	0	0	0	0	0	0	0	0	0	0	2	7	0	0	.417
Apr 15	at Sacramento State	*1b	3	0	0	0	0	0	0	0	0	0	0	0	0	1	1	7	0	0	.333
Apr 18	at Dallas Baptist	*1b	3	2	1	0	0	0	0	2	0	0	0	0	0	0	0	5	1	0	.333
4/21/2023	at Stephen F. Austin	*	4	0	0	0	0	0	0	0	0	0	0	0	0	0	0	6	0	0	.273
4/23/2023	at Stephen F. Austin	*	3	1	2	1	1	0	0	2	0	0	0	0	0	0	0	3	0	0	.320
Apr 30	UT RIO GRANDE VAL	*1b	3	0	2	0	0	0	0	1	0	0	0	0	0	0	0	5	0	0	.357
May 05	CALIFORNIA BAPTIST	ph/1b	1	0	0	0	0	0	0	0	0	0	0	0	0	0	0	0	0	0	.345
May 06	CALIFORNIA BAPTIST	*1b	4	0	3	2	1	0	0	0	0	0	0	0	0	0	0	9	0	0	.394
May 07	CALIFORNIA BAPTIST	*1b	4	1	3	1	0	0	0	0	0	0	0	0	0	0	0	8	2	0	.432
May 09	at Texas	*1b	4	2	3	0	0	0	0	0	0	0	0	0	0	0	0	7	1	0	.463
May 12	at Sam Houston	*1b	3	1	1	1	0	0	1	0	0	0	0	0	0	0	1	5	1	0	.455
May 13	at Sam Houston	*1b	4	0	0	0	0	0	0	0	0	0	0	0	0	1	1	3	0	0	.417
May 14	at Sam Houston	*1b	3	0	0	0	0	0	0	0	0	0	0	0	0	0	2	4	0	0	.392
May 18	UTAH VALLEY	*1b	4	0	1	0	0	0	0	0	0	0	0	0	0	0	1	7	0	0	.382
May 19	UTAH VALLEY	*1b	3	1	0	0	0	0	0	2	0	0	0	0	0	0	1	8	0	0	.362
May 20	UTAH VALLEY	*1b	4	0	2	0	1	0	0	0	0	1	0	0	0	0	0	7	0	0	.371
May 23	vs UT Rio Grande Valle	*1b	3	1	0	0	0	0	0	1	0	0	0	0	0	0	2	7	1	0	.354
May 24	vs California Baptist	*1b	5	1	2	1	0	0	0	0	0	0	0	0	0	0	1	8	0	0	.357
May 25	vs Seattle U	*1b	5	0	1	1	0	0	0	0	0	0	0	0	1	0	1	8	1	0	.347
May 25	vs Grand Canyon	*1b	4	1	2	3	1	0	0	0	0	0	0	0	0	0	0	3	0	0	.354
May 26	vs Utah Valley	*1b	3	0	1	0	0	0	0	0	0	0	0	0	0	0	0	3	0	0	.354
Totals		22gs	82	13	29	16	5	0	1	9	0	1	1	0	2	2	13	137	10	0	.354

On base pct. .415 • Slugging pct. .451



Zach Norris

RHP | 6-1 | Sr.
Paris, Texas
(Paris HS/Paris JC)

CAREER HIGHS

IP 5.0, x2 (Last vs Northwestern 3/24/23)
 Walks 5 at Sam Houston (2/26/22)
 Strikeouts 6 vs Texas A&M (5/24/21)
 Batters Faced 18, x2 (Last vs Northwestern 3/24/23)

SEASON HIGHS

IP N/A
 Walks N/A
 Strikeouts N/A
 Batters Faced N/A

CAREER STATS

Year	era	w-l	app	gs	cg	sho	sv	ip	h	r	er	bb	so	2b	3b	hr	bf	bavg	wp	hbp	bk	sfa	sha
2021	4.59	4-3	19	2	0	0/0	1	33.1	29	20	17	9	35	2	0	1	147	.223	5	6	0	1	1
2023	3.98	2-1	16	2	0	0/0	2	43.0	47	23	19	14	30	6	1	5	191	.280	5	4	0	2	3
TOTAL	4.24	6-4	35	4	0	0/0	3	76.1	76	43	36	23	65	8	1	6	338	.255	10	10	0	3	4

GAME-BY-GAME STATS

Date	Opponent	GS	IP	H	R	ER	BB	SO	2B	3B	HR	WP	BK	HBP	IBB	Score	W-L	Sv	ERA	NP
Feb 18	at A&M-Corpus Christi		2.0	1	2	2	1	0	1	0	0	0	0	1	0	1-6	0-0	0	9.00	28
Feb 22	at TCU		1.0	2	0	0	0	0	0	0	0	0	0	1	0	3-7	0-0	0	6.00	18
Feb 26	MCNEESE		3.0	4	3	2	2	2	1	0	0	1	0	0	0	12-6	0-0	1	6.00	58
Mar 05	at Northwestern State		2.0	1	0	0	0	2	0	0	0	0	0	0	0	5-2	0-0	1	4.50	29
Mar 10	at Tarleton State		2.0	1	1	1	1	3	0	0	1	0	0	0	0	5-2	0-0	1	4.50	39
Mar 12	at Tarleton State		0.1	1	2	2	1	0	0	0	0	0	0	0	0	4-5	0-0	1	6.10	13
Mar 15	at Texas Tech		1.0	5	3	3	0	0	0	0	2	0	0	0	0	7-14	0-0	1	7.94	26
Mar 19	ABILENE CHRISTIAN		1.2	3	2	2	1	1	0	0	0	0	0	0	0	7-12	0-0	1	8.31	30
Mar 24	vs NU-1		5.0	4	0	0	0	4	1	0	0	2	0	0	0	9-8	1-0	1	6.00	78
Apr 02	at Seattle U		2.0	4	2	2	2	2	1	0	1	0	0	0	0	2-7	1-0	1	6.30	48
Apr 08	UTAH TECH		1.0	0	0	0	0	1	0	0	0	0	0	0	0	11-9	1-0	2	6.00	7
Apr 16	at Sacramento State		4.0	2	2	2	2	5	0	0	1	0	0	1	0	12-10	2-0	2	5.76	79
4/22/2023	at Stephen F. Austin		2.1	6	5	2	1	2	1	0	0	0	0	0	1	11-12	2-1	2	5.93	59
Apr 30	UT RIO GRANDE VAL		3.2	4	0	0	2	2	1	0	0	0	0	0	0	8-7	2-1	2	5.23	56
May 06	CALIFORNIA BAPTIST	*	6.0	7	1	1	1	2	0	1	0	1	0	1	0	4-3	2-1	2	4.62	88
May 13	at Sam Houston	*	6.0	2	0	0	0	4	0	0	0	1	0	0	0	2-3	2-1	2	3.98	67
May 23	vs UT Rio Grande Valle	*	3.2	5	6	5	3	3	0	0	0	0	0	1	0	4-14	2-2	2	4.63	70
Totals		3	46.2	52	29	24	17	33	6	1	5	5	0	5	1	107-127	2-2	2	4.63	-



Ryan Black

INF | 6-1 | So.
Grand Prairie, Texas
(Mansfield Lake Ridge HS)

CAREER HIGHS	
Hits	3, x4 (Last @ Seattle U 4/2/23)
Runs Scored	4 vs Northwestern (3/24/23)
RBI	3, x3 (Last vs Tarleton 3/21/23)
Walks	2, x4 (Last @ Houston 3/26/23)
HR	1, x5 (Last @ Houston 3/24/23)
Stolen Bases	1, x4 (Last vs Abilene Christian 3/19/23)
Strikeouts	2, x3 (Last @ TCU 3/7/23)
SEASON HIGHS	
Hits	N/A
Runs Scored	N/A
RBI	N/A
Walks	N/A
HR	N/A
Stolen Bases	N/A
Strikeouts	N/A

CAREER STATS

Year	avg	gp-gs	ab	r	h	2b	3b	hr	rbi	tb	slg%	bb	hbp	so	gdp	ob%	sf	sh	sb-att	po	a	e	fld%
2023	.341	52-52	205	42	70	12	0	7	53	103	.502	29	6	31	4	.427	6	0	6-9	57	73	17	.884
TOTAL	.341	52-52	205	42	70	12	0	7	53	103	.502	29	6	31	4	.427	6	0	6-9	57	73	17	.884

GAME-BY-GAME STATS

Date	Opponent	Pos	AB	R	H	RBI	2B	3B	HR	BB	SB	CS	HBP	SAC	SF	GDP	K	PO	A	E	Avg
Feb 18	at A&M-Corpus Christi	*dh	3	0	0	0	0	0	0	0	0	0	0	0	0	0	2	0	0	0	.000
Feb 19	at A&M-Corpus Christi	*dh	3	1	1	0	0	0	0	1	0	0	0	0	0	0	0	0	0	0	.167
Feb 21	vs Dallas Baptist	*dh	3	1	2	0	0	0	0	0	0	0	0	0	0	0	0	0	0	0	.333
Feb 22	at TCU	*dh	4	0	1	0	0	0	0	0	0	0	0	0	0	0	1	0	0	0	.308
Feb 24	MCNEESE	*dh	4	1	3	2	1	0	0	0	1	0	0	0	0	0	0	0	0	0	.412
Feb 25	MCNEESE	*dh	3	1	1	1	0	0	0	2	0	0	0	0	0	0	0	0	0	0	.400
Feb 26	MCNEESE	*dh	3	2	1	1	0	0	0	2	0	0	0	0	0	0	0	0	0	0	.391
Mar 03	at Northwestern State	*dh	5	0	0	1	0	0	0	0	0	0	0	0	0	0	0	2	0	0	.321
Mar 04	at Northwestern State	*2b	5	1	2	2	0	0	1	0	0	0	0	0	0	0	0	1	1	0	.333
Mar 05	at Northwestern State	*dh	4	2	3	3	1	0	1	0	0	0	0	0	0	0	1	0	0	0	.378
Mar 07	at TCU	*of	5	1	2	1	1	0	0	0	1	0	0	0	0	0	0	2	3	0	.381
Mar 10	at Tarleton State	*of	4	0	0	0	0	0	0	0	0	1	0	0	0	0	0	2	0	0	.348
Mar 11	at Tarleton State	*2b	4	2	2	2	1	0	0	1	1	0	0	0	0	0	0	4	1	1	.360
Mar 12	at Tarleton State	*2b	5	2	2	0	0	0	0	0	1	0	0	0	0	0	0	3	4	0	.364
Mar 14	at Texas Tech	*2b/ss	5	0	2	0	0	0	0	0	0	0	0	0	0	0	1	2	2	0	.367
Mar 15	at Texas Tech	*ss	3	1	2	1	1	0	0	0	0	1	0	1	0	1	3	3	0	0	.381
Mar 17	ABILENE CHRISTIAN	*ss	3	1	1	0	1	0	0	1	0	1	0	0	0	1	2	2	0	0	.379
Mar 18	ABILENE CHRISTIAN	*ss	5	0	1	0	0	0	0	0	0	0	0	0	0	0	0	1	4	1	.366
Mar 19	ABILENE CHRISTIAN	*ss	5	1	2	2	0	0	1	0	1	0	0	0	0	0	1	0	2	0	.368
Mar 21	TARLETON STATE	*ss	3	0	2	3	0	0	0	2	0	1	0	0	0	0	0	2	4	1	.380
Mar 24	vs NU-1	*ss	5	4	3	1	0	0	1	0	0	1	0	0	0	0	2	0	1	0	.393
Mar 24	at Houston	*ss	3	1	1	1	0	0	1	1	0	0	0	0	1	0	1	2	0	0	.391
Mar 25	vs NU-1	*ss	5	1	1	2	1	0	0	0	0	0	0	0	1	0	0	1	5	0	.380
Mar 26	at Houston	*ss	3	1	2	2	1	0	0	2	0	0	0	0	0	0	1	1	2	0	.389
Mar 28	TCU	*ss	3	1	0	0	0	0	0	1	0	0	0	0	0	0	1	1	0	1	.378
Mar 31	at Seattle U	*ss	5	0	0	0	0	0	0	0	0	0	0	0	0	0	2	0	1	2	.359
Apr 01	at Seattle U	*ss	5	2	2	3	0	0	0	0	1	0	1	0	1	1	1	3	0	0	.361
Apr 02	at Seattle U	*ss	4	0	3	1	1	0	0	0	0	0	0	0	0	0	0	0	1	0	.375
Apr 04	LAMAR	*ss	3	1	1	0	0	0	0	0	0	1	0	0	0	0	0	1	5	1	.374
Apr 06	UTAH TECH	*ss	3	2	1	1	1	0	0	2	0	0	0	0	0	0	1	0	0	1	.373
Apr 07	UTAH TECH	*ss	3	1	0	0	0	0	0	0	0	0	1	0	0	0	0	2	1	0	.364
Apr 08	UTAH TECH	*ss	4	1	2	1	0	0	1	1	0	0	0	0	0	1	0	2	3	0	.368
Apr 14	at Sacramento State	*ss	5	0	0	0	0	0	0	0	0	0	0	0	1	1	0	1	1	1	.354
Apr 15	at Sacramento State	*ss	4	0	2	2	0	0	0	0	0	0	0	0	0	0	0	2	2	1	.358
Apr 16	at Sacramento State	*ss	5	2	3	3	0	0	0	0	0	0	0	0	0	0	1	1	0	2	.367
Apr 18	at Dallas Baptist	*ss	5	2	3	3	1	0	0	1	0	0	0	0	0	0	0	2	0	3	.375
4/21/2023	at Stephen F. Austin	*	4	2	0	0	0	0	0	1	0	0	0	0	0	0	0	2	0	0	.365
4/22/2023	at Stephen F. Austin	*	6	1	2	1	0	0	0	0	0	0	0	0	0	1	1	0	3	2	.364
4/23/2023	at Stephen F. Austin	*	5	0	2	3	0	0	0	0	0	0	0	0	1	0	1	0	0	0	.365
Apr 28	UT RIO GRANDE VAL	*2b	3	0	2	3	0	0	0	1	0	0	0	0	1	0	0	1	2	0	.370
Apr 29	UT RIO GRANDE VAL	*2b	4	0	0	0	0	0	0	0	0	0	0	0	0	0	1	1	4	0	.361
Apr 30	UT RIO GRANDE VAL	*dh	4	1	3	3	0	0	1	1	0	0	0	0	0	0	1	0	0	0	.371
May 05	CALIFORNIA BAPTIST	*2b	3	0	1	0	0	0	0	2	0	0	0	0	0	0	0	2	1	1	.370
May 06	CALIFORNIA BAPTIST	*2b	5	0	1	0	0	0	0	0	0	0	0	0	0	0	0	3	4	0	.365
May 07	CALIFORNIA BAPTIST	*dh	1	0	0	1	0	0	0	3	1	0	0	0	1	0	0	0	0	0	.363
May 09	at Texas	*2b	5	0	1	0	0	0	0	0	0	0	0	0	0	0	0	3	3	0	.359
May 12	at Sam Houston	*2b	3	0	0	0	0	0	0	0	0	0	0	0	0	0	2	3	1	1	.353
May 13	at Sam Houston	*dh	4	0	0	0	0	0	0	0	0	0	0	0	0	0	1	0	0	0	.346
May 14	at Sam Houston	*dh	3	0	1	2	1	0	0	1	1	0	0	0	0	0	0	0	0	0	.345
May 18	UTAH VALLEY	*2b	4	1	2	0	0	0	0	0	0	0	0	0	0	0	0	3	1	0	.348
May 19	UTAH VALLEY	*dh	4	0	0	0	0	0	0	1	0	0	0	0	0	0	1	0	0	0	.342
May 20	UTAH VALLEY	*2b	3	1	1	1	0	0	0	2	0	0	0	0	0	0	1	1	2	0	.341
May 23	vs UT Rio Grande Valle	*2b	3	1	1	0	0	0	0	0	0	1	0	0	0	0	1	2	1	0	.341
May 24	vs California Baptist	*dh	4	0	1	2	0	1	0	1	0	0	0	0	0	0	0	0	0	0	.340
May 25	vs Seattle U	*dh	4	2	1	2	1	0	0	2	0	0	0	0	0	0	1	0	0	0	.338
May 25	vs Grand Canyon	*dh	4	1	1	0	1	0	0	1	0	0	0	0	0	1	1	0	0	0	.336
May 26	vs Utah Valley	*dh	3	0	1	0	0	0	0	0	0	0	0	0	0	0	0	0	0	0	.336
Totals			57gs	223	46	75	57	14	7	33	6	3	7	0	6	5	34	59	74	17	.336



Jackson Hill

OF | 6-2 | Fr.
Keller, Texas
(Keller HS)

CAREER HIGHS	
Hits	N/A
Runs Scored	N/A
RBI	N/A
Walks	N/A
HR	N/A
Stolen Bases	N/A
Strikeouts	N/A
SEASON HIGHS	
Hits	N/A
Runs Scored	N/A
RBI	N/A
Walks	N/A
HR	N/A
Stolen Bases	N/A
Strikeouts	N/A

CAREER STATS

GAME-BY-GAME STATS



Garrison Berkley

OF | 6-2 | R-Jr.
Aledo, Texas
(Aledo HS/TCU)

15

CAREER HIGHS

Hits 4, x2 (Last @ Seattle U 4/1/23)
Runs Scored 4 @ Houston (3/24/23)
RBI 3 @ Seattle U (4/1/23)
Walks 2, x2 (Last @ Houston 3/26/23)
HR 2 @ Houston (3/24/23)
Stolen Bases 2 vs Kansas (5/13/22)
Strikeouts 4 vs Northwestern (3/24/23)

SEASON HIGHS

Hits N/A
Runs Scored N/A
RBI N/A
Walks N/A
HR N/A
Stolen Bases N/A
Strikeouts N/A

CAREER STATS

Year	avg	gp-gs	ab	r	h	2b	3b	hr	rbi	tb	slg%	bb	hbp	so	gdp	ob%	sf	sh	sb-att	po	a	e	fld%
2021*	.000	3-1	5	2	0	0	0	0	1	0	.000	1	1	3	0	.286	0	0	0-0	1	1	0	1.000
2022*	.189	27-14	37	5	7	1	0	0	2	8	.216	5	2	9	0	.304	2	0	3-4	12	0	0	1.000
2023	.349	53-53	212	54	74	19	1	3	35	104	.491	32	8	45	4	.447	3	2	7-13	151	2	3	.981
TOTAL	.349	53-53	212	54	74	19	1	3	35	104	.491	32	8	45	4	.447	3	2	7-13	151	2	3	.981
All*	.319	83-68	254	61	81	20	1	3	38	112	.441	38	11	57	4	.422	5	2	10-17	164	3	3	.982

GAME-BY-GAME STATS

Feb 17	at A&M-Corpus Christi	*of	3	2	0	0	0	0	0	0	0	2	0	2	0	0	0	0	1	3	0	0	.000
Feb 18	at A&M-Corpus Christi	*of	4	0	0	0	0	0	0	0	0	1	0	0	0	0	0	0	3	1	0	0	.000
Feb 19	at A&M-Corpus Christi	*of	4	0	2	1	0	0	0	1	0	0	0	0	0	0	0	0	2	1	1	0	.182
Feb 21	vs Dallas Baptist	*of	3	0	1	0	1	0	0	0	0	0	0	1	0	0	0	0	1	1	0	0	.214
Feb 22	at TCU	*of	4	0	1	1	0	0	0	1	0	0	0	0	0	0	0	0	2	7	0	0	.222
Feb 24	MCNEESE	*of	3	1	0	0	0	0	0	1	0	0	0	0	0	0	0	0	2	3	0	0	.190
Feb 25	MCNEESE	*of	3	2	1	0	0	0	0	0	0	0	0	1	0	0	0	0	1	1	0	0	.208
Feb 26	MCNEESE	*of	5	1	2	1	0	0	0	0	0	0	0	0	0	0	0	0	0	5	0	0	.241
Mar 03	at Northwestern State	*of	3	0	1	2	0	0	0	1	1	0	0	0	0	0	0	1	0	0	3	0	.250
Mar 04	at Northwestern State	*of	4	0	1	1	1	0	0	0	0	0	0	0	0	0	0	0	0	2	0	0	.250
Mar 05	at Northwestern State	*of	4	1	2	2	0	0	1	0	1	0	1	0	0	0	0	0	1	4	0	0	.275
Mar 07	at TCU	*of	4	0	0	0	0	0	0	0	0	0	0	0	0	0	0	0	0	1	3	0	.250
Mar 10	at Tarleton State	*of	3	1	1	0	0	0	0	0	0	0	0	0	0	1	0	0	1	3	0	0	.255
Mar 11	at Tarleton State	*of	5	2	3	2	2	0	0	0	0	0	0	0	0	0	0	0	2	4	0	0	.288
Mar 12	at Tarleton State	*of	5	0	2	1	0	0	0	0	0	0	0	0	0	0	0	0	1	2	0	0	.298
Mar 14	at Texas Tech	*of	5	1	4	0	0	0	0	0	0	0	0	0	0	0	0	0	1	0	2	0	.339
Mar 15	at Texas Tech	*of	5	1	1	2	0	0	0	1	1	0	0	0	0	0	0	0	1	0	0	1	.328
Mar 17	ABILENE CHRISTIAN	*of	3	0	1	1	0	0	0	0	0	1	0	0	0	0	0	1	0	1	2	0	.329
Mar 18	ABILENE CHRISTIAN	*of	4	1	0	0	0	0	0	1	0	0	0	0	0	0	0	0	2	4	0	0	.311
Mar 19	ABILENE CHRISTIAN	*of	5	1	2	0	1	0	0	0	0	0	0	0	0	0	0	0	0	2	0	0	.316
Mar 21	TARLETON STATE	*of	4	1	2	0	0	0	0	0	0	0	1	1	0	0	0	0	0	2	0	0	.325
Mar 24	vs NU-1	*of	7	0	2	2	1	0	0	0	0	0	0	0	0	0	0	0	4	10	0	0	.322
Mar 24	at Houston	*of	4	4	3	2	0	0	2	1	0	0	0	0	0	0	0	0	0	1	0	0	.340
Mar 25	vs NU-1	*of	3	2	2	2	0	0	0	1	0	1	2	0	0	0	0	0	0	2	0	0	.351
Mar 26	at Houston	*of	3	2	1	0	0	0	0	2	0	1	0	0	0	0	0	0	1	3	0	0	.350
Mar 28	TCU	*of	4	0	2	1	1	0	0	0	0	0	0	0	0	0	0	0	0	4	0	0	.356
Mar 31	at Seattle U	*of	3	1	1	0	1	0	0	1	0	0	1	0	0	1	0	0	1	2	0	0	.355
Apr 01	at Seattle U	*of	6	2	4	3	1	1	0	1	0	0	0	0	0	0	0	0	1	2	0	0	.372
Apr 02	at Seattle U	*of	4	1	1	0	1	0	0	0	0	0	0	0	0	0	0	0	1	4	0	0	.368
Apr 04	LAMAR	*of	4	0	0	0	0	0	0	1	0	0	0	0	0	0	0	0	1	2	0	0	.355
Apr 06	UTAH TECH	*of	4	3	2	0	1	0	0	1	1	0	0	0	0	0	0	0	0	1	0	0	.360
Apr 07	UTAH TECH	*of	4	0	0	0	0	0	0	1	0	0	0	0	0	0	0	1	0	2	0	1	.349
Apr 08	UTAH TECH	*of	5	1	1	1	0	0	0	0	0	1	0	0	0	0	0	0	2	4	0	1	.343
Apr 14	at Sacramento State	*of	5	1	2	0	0	0	0	0	0	0	0	0	0	0	0	0	2	5	0	0	.345
Apr 15	at Sacramento State	*of	3	2	2	0	2	0	0	0	0	0	0	1	0	0	0	0	0	5	0	0	.352
Apr 16	at Sacramento State	*of	4	2	0	0	0	0	0	1	0	0	0	0	0	0	0	0	1	3	0	0	.342
Apr 18	at Dallas Baptist	*of	5	1	2	2	0	0	0	1	0	0	0	0	0	0	0	0	1	2	0	0	.344
4/21/2023	at Stephen F. Austin	*	5	0	1	0	1	0	0	0	0	0	0	0	0	0	0	0	1	5	0	0	.340
4/22/2023	at Stephen F. Austin	*	4	2	3	2	1	0	0	2	1	0	0	0	0	0	0	0	1	3	0	0	.350
4/23/2023	at Stephen F. Austin	*	4	4	3	1	0	0	0	2	1	0	0	0	0	0	0	0	1	4	0	0	.360
Apr 28	UT RIO GRANDE VAL	*of	3	2	3	3	0	0	0	1	0	0	0	0	0	0	1	0	0	4	0	0	.371
Apr 29	UT RIO GRANDE VAL	*of	4	0	1	0	0	0	0	0	0	0	0	0	0	0	0	0	0	2	1	0	.368
Apr 30	UT RIO GRANDE VAL	*of	3	1	1	0	1	0	0	1	0	0	1	0	0	1	0	0	1	0	4	0	.368
May 05	CALIFORNIA BAPTIST	*of	4	1	1	0	1	0	0	1	0	0	0	0	0	0	0	0	0	5	0	0	.365
May 06	CALIFORNIA BAPTIST	*of	5	0	0	0	0	0	0	0	0	0	0	0	0	0	0	0	0	3	0	0	.355
May 07	CALIFORNIA BAPTIST	*of	4	2	2	1	1	0	0	1	0	0	0	0	0	0	0	0	0	0	0	0	.358
May 09	at Texas	*of	5	0	0	1	0	0	0	0	0	0	0	0	0	0	0	0	0	1	0	0	.349
May 12	at Sam Houston	*of	3	0	1	0	0	0	0	0	0	0	0	0	0	0	0	0	0	2	0	0	.349
May 13	at Sam Houston	*of	3	0	2	1	0	0	0	0	0	0	0	0	0	1	0	0	0	6	0	0	.354
May 14	at Sam Houston	*of	2	1	0	0	0	0	0	2	0	0	0	0	0	0	0	1	0	2	0	0	.350
May 18	UTAH VALLEY	*of	3	2	1	0	0	0	0	1	0	0	0	0	0	0	0	0	1	1	0	0	.350
May 19	UTAH VALLEY	*of	5	1	1	1	0	0	0	0	0	0	0	0	0	0	0	0	4	1	0	0	.346
May 20	UTAH VALLEY	*of	4	1	2	0	1	0	0	1	0	0	0	0	0	0	0	0	0	1	0	0	.349
May 23	vs UT Rio Grande Valle	*of	4	2	3	1	0	0	1	0	0	0	0	0	0	0	0	0	0	2	0	0	.356
May 24	vs California Baptist	*of	4	1	1	0	0	0	0	0	0	0	0	1	0	0	0	0	2	3	0	0	.355
May 25	vs Seattle U	*of	6	2	4	2	0	1	0	0	0	0	0	0	0	0	0	0	0	2	0	0	.363
May 25	vs Grand Canyon	*of	5	1	3	0	1	0	0	0	0	0	0	0	0	0	0	0	1	4	0	0	.368
May 26	vs Utah Valley	*of	2	0	0	0	0	0	0	1	0	0	0	0	0	0	0	0	1	3	0	0	.365
Totals			58gs	233	60	85	38	20	2	4	33	7	6	9	2	3	4	49	165	2	3		.365



Nicholas Robb

**RHP | 6-3 | Fr.
Keller, Texas
(Keller HS)**

CAREER HIGHS

IP	N/A
Walks	N/A
Strikeouts	N/A
Batters Faced	N/A

SEASON HIGHS

IP	N/A
Walks	N/A
Strikeouts	N/A
Batters Faced	N/A

CAREER STATS

GAME-BY-GAME STATS



Matt Hudspeth

RHP | 6-3 | Fr.
Arlington, Texas
(Martin HS)

CAREER HIGHS

IP	N/A
Walks	N/A
Strikeouts	N/A
Batters Faced	N/A

SEASON HIGHS

IP	N/A
Walks	N/A
Strikeouts	N/A
Batters Faced	N/A

CAREER STATS

GAME-BY-GAME STATS



Austin Wallace

LHP | 6-4 | R-Jr.
Flower Mound, Texas
(Flower Mound HS/Wichita State)

CAREER HIGHS	
IP	1 @ Houston (5/6/23)
Walks	N/A
Strikeouts	1 @ Houston (5/6/23)
Batters Faced	N/A
SEASON HIGHS	
IP	N/A
Walks	N/A
Strikeouts	N/A
Batters Faced	N/A

CAREER STATS

Year	era	w-l	app	gs	cg	sho	sv	ip	h	r	er	bb	so	2b	3b	hr	bf	bavg	wp	hbp	bk	sfa	sha
2022*	99.00	0-0	3	0	0	0/0	0	0.0	4	6	6	4	1	3	0	0	10	99.000	0	0	0	0	0
2023*	0.00	0-0	1	0	0	0/0	0	1.2	1	0	0	0	0	0	0	0	4	99.000	0	0	0	0	0
All*	32.40	0-0	4	0	0	0/0	0	1.2	5	6	6	4	1	3	0	0	14	99.000	0	0	0	0	0

* Statistics from prior team/school

GAME-BY-GAME STATS



Jason Scrantom

RHP | 6-3 | Jr.
Sachse, Texas
(Sachse HS/Dallas College-Richland)

<u>CAREER HIGHS</u>	
IP	N/A
Walks	N/A
Strikeouts	N/A
Batters Faced	N/A
<u>SEASON HIGHS</u>	
IP	N/A
Walks	N/A
Strikeouts	N/A
Batters Faced	N/A

CAREER STATS

GAME-BY-GAME STATS



Garrett Gearer

RHP | 6-4 | Sr.
Winnsboro, Texas
(Winnsboro HS/ Stephen F. Austin)

CAREER HIGHS	
IP	4.0 vs UT Rio Grande Valley 5/19/23
Walks	3 @ Tarleton State 4/6/23
Strikeouts	3, x3 (Last vs UT Rio Grande Valley 5/19/23)
Batters Faced	N/A
SEASON HIGHS	
IP	N/A
Walks	N/A
Strikeouts	N/A
Batters Faced	N/A

CAREER STATS

Year	era	w-l	app	gs	cg	sho	sv	ip	h	r	er	bb	so	2b	3b	hr	bf	bavg	wp	hbp	bk	sfa	sha
2023*	6.64	4-2	12	1	0	0/0	0	20.1	30	16	15	11	12	3	0	5	99	99.000	0	0	0	0	0
All*	6.64	4-2	12	1	0	0/0	0	20.1	30	16	15	11	12	3	0	5	99	99.000	0	0	0	0	0

* Statistics from prior team/school

GAME-BY-GAME STATS



Tyson Pointer

OF | 6-1 | Sr.
Dallas, Texas

(Jesuit College Prep School/Odessa College)

CAREER HIGHS

Hits	3 @ Tarleton State (3/11/23)
Runs Scored	2, x3 (Last 3/11/23)
RBI	5 @ Seattle U (4/1/23)
Walks	2 @ Tarleton State (3/12/23)
HR	1, x4 (Last @ Seattle U 4/1/23)
Stolen Bases	1, x2 (Last vs Lamar 4/1/23)
Strikeouts	4 vs Abilene Christian (3/19/23)

SEASON HIGHS

Hits	N/A
Runs Scored	N/A
RBI	N/A
Walks	N/A
HR	N/A
Stolen Bases	N/A
Strikeouts	N/A

CAREER STATS

Year	avg	gp-gs	ab	r	h	2b	3b	hr	rbi	tb	slg%	bb	hbp	so	gdp	ob%	sf	sh	sb-att	po	a	e	fld%
2023	.296	50-49	203	30	60	15	1	10	50	107	.527	16	4	58	2	.357	1	1	2-2	122	5	2	.984
TOTAL	.296	50-49	203	30	60	15	1	10	50	107	.527	16	4	58	2	.357	1	1	2-2	122	5	2	.984

GAME-BY-GAME STATS

Date	Opponent	Pos	AB	R	H	RBI	2B	3B	HR	BB	SB	CS	HBP	SAC	SF	GDP	K	PO	A	E	Avg	
Feb 17	at A&M-Corpus Christi	*dh	5	1	2	0	1	0	0	0	0	0	0	0	0	0	0	0	0	0	.400	
Feb 18	at A&M-Corpus Christi	ph/of	2	0	2	1	0	0	0	0	0	0	0	0	0	0	0	3	0	0	.571	
Feb 19	at A&M-Corpus Christi	*of	5	1	1	1	0	0	0	0	0	0	0	0	0	0	0	3	0	0	.417	
Feb 21	vs Dallas Baptist	*of	3	0	1	1	1	0	0	0	0	0	0	0	0	0	1	1	0	0	.400	
Feb 22	at TCU	*of/of	4	0	1	1	0	1	0	0	0	0	0	0	0	0	2	2	0	0	.368	
Feb 24	MCNEESE	*of	4	1	1	0	0	0	0	0	0	0	0	0	0	0	2	0	0	1	.348	
Feb 25	MCNEESE	*of	5	0	1	3	1	0	0	0	0	0	0	0	0	0	1	3	0	0	.321	
Feb 26	MCNEESE	*of	5	1	1	2	1	0	0	0	0	0	0	0	0	0	2	3	0	0	.303	
Mar 03	at Northwestern State	*of	4	2	2	0	0	0	0	1	0	0	0	0	0	0	0	0	0	0	.324	
Mar 04	at Northwestern State	*of	5	1	1	2	0	0	0	0	0	0	0	0	0	0	3	2	0	0	.310	
Mar 05	at Northwestern State	*of	4	0	1	0	0	0	0	0	0	0	0	0	0	0	0	1	0	0	.304	
Mar 07	at TCU	*of	5	1	1	2	0	0	1	0	0	0	0	0	0	0	1	1	0	0	.294	
Mar 10	at Tarleton State	*of	3	2	1	0	1	0	0	1	0	0	0	0	0	0	1	3	0	0	.296	
Mar 11	at Tarleton State	*of	5	2	3	2	2	0	1	0	0	0	0	0	0	0	1	2	1	0	.322	
Mar 12	at Tarleton State	*of	3	0	2	1	2	0	0	2	0	0	0	0	0	0	1	5	0	0	.339	
Mar 14	at Texas Tech	*of	4	0	0	0	0	0	0	0	0	0	0	0	2	2	3	0	0	0	.318	
Mar 15	at Texas Tech	*of	5	1	2	0	0	0	0	0	0	0	0	0	0	0	2	2	1	0	.324	
Mar 17	ABILENE CHRISTIAN	*of	3	0	0	1	0	0	0	1	1	0	0	0	0	0	0	3	0	0	.311	
Mar 18	ABILENE CHRISTIAN	*of	4	1	1	1	0	0	1	0	0	0	0	0	0	0	0	5	0	0	.308	
Mar 19	ABILENE CHRISTIAN	*of	5	0	1	0	0	0	0	0	0	0	0	0	0	0	4	3	0	0	.301	
Mar 21	TARLETON STATE	*of	3	1	0	0	0	0	0	1	0	0	1	0	0	0	2	3	0	0	.291	
Mar 24	vs NU-1	*of	6	0	2	1	1	0	0	0	0	0	0	0	0	0	0	2	2	0	.293	
Mar 28	TCU	*dh	4	0	0	0	0	0	0	0	0	0	0	0	0	0	3	0	0	0	.281	
Mar 31	at Seattle U	*of	4	0	1	0	0	0	0	0	0	0	0	0	0	0	0	2	0	0	.280	
Apr 01	at Seattle U	*of	5	2	3	5	1	0	1	1	0	0	1	0	0	0	0	0	0	0	.295	
Apr 02	at Seattle U	*of	3	0	0	0	0	0	0	1	0	0	0	0	0	0	0	1	0	0	.287	
Apr 04	LAMAR	*of	2	1	0	0	0	0	0	1	1	0	1	0	0	0	1	1	0	0	.282	
Apr 06	UTAH TECH	*of	3	0	1	1	0	0	0	1	0	0	0	0	0	0	0	2	0	0	.283	
Apr 07	UTAH TECH	*of	4	1	1	2	1	0	0	0	0	0	0	0	0	0	2	0	0	0	.282	
Apr 08	UTAH TECH	*of	4	2	2	1	0	0	0	1	0	0	0	0	0	0	0	0	0	0	.289	
Apr 14	at Sacramento State	*of	5	0	1	0	1	0	0	0	0	0	0	0	0	0	1	2	0	0	.286	
Apr 15	at Sacramento State	*of	4	0	3	0	0	0	0	0	0	0	0	0	0	0	2	3	0	0	.300	
Apr 16	at Sacramento State	*of	5	2	3	5	0	0	2	0	0	0	0	0	0	0	2	3	0	0	.311	
Apr 18	at Dallas Baptist	*of	5	1	2	3	1	0	1	0	0	0	0	0	0	0	3	3	0	0	.314	
4/21/2023	at Stephen F. Austin	*	5	2	2	4	0	0	1	0	0	0	0	0	0	0	1	3	0	0	.317	
4/22/2023	at Stephen F. Austin	*	5	0	0	0	0	0	0	0	0	0	0	0	0	0	3	3	0	0	.307	
4/23/2023	at Stephen F. Austin	*	6	0	2	0	0	0	0	0	0	0	0	0	0	0	0	3	3	0	0	.308
Apr 28	UT RIO GRANDE VAL	*of	4	2	1	1	0	0	1	1	0	0	0	0	0	0	1	5	0	0	.306	
Apr 29	UT RIO GRANDE VAL	*of	3	0	1	1	0	0	0	1	0	0	0	0	0	0	1	2	0	1	.307	
Apr 30	UT RIO GRANDE VAL	*of	4	1	2	0	0	0	0	0	0	0	0	0	0	0	0	3	0	0	.311	
May 05	CALIFORNIA BAPTIST	*of	4	0	0	1	0	0	0	0	0	0	0	1	0	0	2	1	0	0	.304	
May 06	CALIFORNIA BAPTIST	*of	3	0	2	1	0	0	0	0	0	0	1	0	0	0	0	3	0	0	.310	
May 07	CALIFORNIA BAPTIST	*of	3	0	0	0	0	0	0	2	0	0	0	0	0	0	2	3	0	0	.305	
May 09	at Texas	*of	4	0	0	0	0	0	0	0	0	0	0	0	0	0	0	5	0	0	.298	
May 12	at Sam Houston	*of	3	0	1	1	0	0	0	0	0	0	0	0	0	0	0	1	1	0	.299	
May 13	at Sam Houston	*of	4	0	1	0	0	0	0	0	0	0	0	0	0	0	2	4	0	0	.298	
May 14	at Sam Houston	*of	3	0	1	0	0	0	0	0	0	0	0	0	0	0	1	3	0	0	.298	
May 18	UTAH VALLEY	*of	4	0	1	2	0	0	0	0	0	0	0	0	0	0	1	4	0	0	.297	
May 19	UTAH VALLEY	*of	3	0	1	1	0	0	0	1	0	0	0	0	1	0	1	6	0	0	.298	
May 20	UTAH VALLEY	*of	5	1	1	2	0	0	1	0	0	0	0	0	0	0	3	6	0	0	.296	
May 23	vs UT Rio Grande Valle	*of	3	0	0	1	0	0	0	1	0	0	0	0	0	0	2	3	0	1	.291	
May 24	vs California Baptist	*of	4	1	1	0	0	0	0	1	0	0	0	0	0	0	1	5	1	0	.290	
May 25	vs Seattle U	*of	5	2	4	0	1	1	0	1	1	0	0	0	0	0	0	3	0	0	.302	
May 25	vs Grand Canyon	*of	3	2	1	0	0	0	0	1	0	0	0	0	0	0	0	1	0	1	.303	
May 26	vs Utah Valley	*of	3	0	1	0	0	0	0	0	0	0	0	0	0	0	0	2	0	0	.303	
Totals			54gs	221	35	67	51	16	2	10	20	3	0	4	1	1	2	61	136	6	4	.303



Jordan Medellin

INF | 6-1 | So.
League City, Texas
(Bay Area Christian HS/Baylor)

CAREER HIGHS

Hits	N/A
Runs Scored	N/A
RBI	N/A
Walks	N/A
HR	N/A
Stolen Bases	N/A
Strikeouts	N/A

SEASON HIGHS

Hits	N/A
Runs Scored	N/A
RBI	N/A
Walks	N/A
HR	N/A
Stolen Bases	N/A
Strikeouts	N/A

CAREER STATS

GAME-BY-GAME STATS



Dante Cano

LHP | 6-4 | So.
Abilene, Texas
(Abilene Wylie HS/Houston)

CAREER HIGHS

IP	N/A
Walks	N/A
Strikeouts	N/A
Batters Faced	N/A

SEASON HIGHS

IP	N/A
Walks	N/A
Strikeouts	N/A
Batters Faced	N/A

CAREER STATS

GAME-BY-GAME STATS



Ryan Ellis

INF/OF | 5-9 | Jr.
Peoria, Arizona
(Mountain Ridge HS/Saint Mary's College)

CAREER HIGHS

Hits	3 vs Pacific (3/13/21)
Runs Scored	2 vs Pacific (3/13/21)
RBI	3 @ Portland (4/2/21)
Walks	3 vs South Alabama (3/20/22)
HR	N/A
Stolen Bases	1, x2 (2021)
Strikeouts	N/A

SEASON HIGHS

Hits	N/A
Runs Scored	N/A
RBI	N/A
Walks	N/A
HR	N/A
Stolen Bases	N/A
Strikeouts	N/A

CAREER STATS

Year	avg	gp-gs	ab	r	h	2b	3b	hr	rbi	tb	slg%	bb	hbp	so	gdp	ob%	sf	sh	sb-att	po	a	e	fld%
2021*	.247	28-25	85	8	21	3	0	0	7	24	.282	18	3	13	0	.393	1	0	8-8	39	8	1	.979
2022*	.500	5-1	4	1	2	0	1	0	1	4	1.000	0	0	0	0	.500	0	0	0-0	0	0	0	.000
All*	.258	33-26	89	9	23	3	1	0	8	28	.315	18	3	13	0	.396	1	0	8-8	39	8	1	.979

* Statistics from prior team/school

GAME-BY-GAME STATS



Armani Knipper

INF/RHP | 5-11 | Fr.
Southlake, Texas
(Southlake Carroll HS)

CAREER HIGHS

IP	N/A
Walks	N/A
Strikeouts	N/A
Batters Faced	N/A

SEASON HIGHS

IP	N/A
Walks	N/A
Strikeouts	N/A
Batters Faced	N/A

CAREER STATS

GAME-BY-GAME STATS



Cade McGlade

LHP | 6-3 | R-Jr.
McKinney, Texas
(Allen HS/Odessa College)

CAREER HIGHS	
IP	1.2 vs DBU (2/21/23)
Walks	4 vs DBU (2/21/23)
Strikeouts	N/A
Batters Faced	14 vs DBU (2/21/23)
SEASON HIGHS	
IP	N/A
Walks	N/A
Strikeouts	N/A
Batters Faced	N/A

CAREER STATS

Year	era	w-l	app	gs	cg	sho	sv	ip	h	r	er	bb	so	2b	3b	hr	bf	bavg	wp	hbp	bk	sfa	sha
2023	32.40	0-1	1	1	0	0/0	0	1.2	5	6	6	4	0	2	0	0	12	.625	0	0	0	0	0
TOTAL	32.40	0-1	1	1	0	0/0	0	1.2	5	6	6	4	0	2	0	0	12	.625	0	0	0	0	0

GAME-BY-GAME STATS

Date	Opponent	GS	IP	H	R	ER	BB	SO	2B	3B	HR	WP	BK	HBP	IBB	Score	W-L	Sv	ERA	NP
Feb 21	vs Dallas Baptist	*	1.2	5	6	6	4	0	2	0	0	0	0	0	0	3-14	0-1	0	32.40	42
Totals		1	1.2	5	6	6	4	0	2	0	0	0	0	0	0	3-14	0-1	0	32.40	-



Aaron Calhoun

RHP | 5-10 | Jr.
Pearland, Texas
(Clear Brook HS/Oklahoma)

CAREER HIGHS

IP 2.1 vs Oklahoma State (5/18/23)
 Walks 2 @ Wichita State (3/14/23)
 Strikeouts 2, x4 (Last @ Gonzage 5/13/23)
 Batters Faced N/A

SEASON HIGHS

IP N/A
 Walks N/A
 Strikeouts N/A
 Batters Faced N/A

CAREER STATS

Year	era	w-l	app	gs	cg	sho	sv	ip	h	r	er	bb	so	2b	3b	hr	bf	bavg	wp	hbp	bk	sfa	sha
2022*	6.00	0-1	12	1	0	0/0	0	12.0	11	9	8	7	9	3	0	1	53	99.000	1	2	0	0	0
2023*	8.16	0-1	14	0	0	0/0	1	14.1	21	16	13	9	14	2	1	3	75	99.000	3	3	0	3	1
All*	7.18	0-2	26	1	0	0/0	1	26.1	32	25	21	16	23	5	1	4	128	99.000	4	5	0	3	1

* Statistics from prior team/school

GAME-BY-GAME STATS



JD Moreno

OF | 5-9 | So.
Grand Praire, Texas
(Mansfield Lake Ridge HS/New Mexico JC)

<u>CAREER HIGHS</u>	
Hits	N/A
Runs Scored	N/A
RBI	N/A
Walks	N/A
HR	N/A
Stolen Bases	N/A
Strikeouts	N/A
<u>SEASON HIGHS</u>	
Hits	N/A
Runs Scored	N/A
RBI	N/A
Walks	N/A
HR	N/A
Stolen Bases	N/A
Strikeouts	N/A

CAREER STATS

GAME-BY-GAME STATS



Logan Myers

OF | 6-2 | Fr.
Arlington, Texas
(Martin HS)

CAREER HIGHS	
Hits	N/A
Runs Scored	N/A
RBI	N/A
Walks	N/A
HR	N/A
Stolen Bases	N/A
Strikeouts	N/A
SEASON HIGHS	
Hits	N/A
Runs Scored	N/A
RBI	N/A
Walks	N/A
HR	N/A
Stolen Bases	N/A
Strikeouts	N/A

CAREER STATS

GAME-BY-GAME STATS



Joe Steeber

RHP | 6-4 | R-Jr.
Southlake, Texas
(Southlake Carroll HS/Hill JC)

CAREER HIGHS

IP 1.1 @ Houston (3/26/23)
 Walks 1, x4 (Last vs TCU 3/28/23)
 Strikeouts 2 @ Tarleton (3/11/23)
 Batters Faced 7 @ Houston (3/26/23)

SEASON HIGHS

IP N/A
 Walks N/A
 Strikeouts N/A
 Batters Faced N/A

CAREER STATS

Year	era	w-l	app	gs	cg	sho	sv	ip	h	r	er	bb	so	2b	3b	hr	bf	bavg	wp	hbp	bk	sfa	sha
2022	32.40	0-0	3	0	0	0/0	0	1.2	5	6	6	2	1	2	0	0	12	.500	0	0	0	0	0
2023	7.71	0-0	7	0	0	0/0	0	7.0	12	6	6	4	5	2	1	3	36	.400	3	1	0	0	1
TOTAL	12.46	0-0	10	0	0	0/0	0	8.2	17	12	12	6	6	4	1	3	48	.425	3	1	0	0	1

GAME-BY-GAME STATS

Date	Opponent	GS	IP	H	R	ER	BB	SO	2B	3B	HR	WP	BK	HBP	IBB	Score	W-L	Sv	ERA	NP
Feb 18	at A&M-Corpus Christi		1.0	1	0	0	1	1	1	0	0	0	0	0	1	1-6	0-0	0	0.00	24
Mar 07	at TCU		1.0	3	1	1	0	0	0	0	1	0	0	0	0	8-7	0-0	0	4.50	18
Mar 11	at Tarleton State		1.0	3	2	2	0	2	1	1	1	1	0	0	0	12-8	0-0	0	9.00	24
Mar 14	at Texas Tech		0.2	0	0	0	1	1	0	0	0	0	0	0	0	1-10	0-0	0	7.36	18
Mar 21	TARLETON STATE		1.0	1	1	1	1	0	0	0	0	1	0	0	0	6-5	0-0	0	7.71	17
Mar 26	at Houston		1.1	3	2	2	0	0	0	0	1	1	0	0	0	9-18	0-0	0	9.00	18
Mar 28	TCU		1.0	1	0	0	1	1	0	0	0	0	0	0	0	3-14	0-0	0	7.71	19
Totals		0	7.0	12	6	6	4	5	2	1	3	3	0	1	0	40-68	0-0	0	7.71	-



Trevor Eby

RHP | 6-1 | Jr.
Palm Desert, California
(Palm Desert HS/Saddleback College)

CAREER HIGHS

IP	N/A
Walks	N/A
Strikeouts	N/A
Batters Faced	N/A

SEASON HIGHS

IP	N/A
Walks	N/A
Strikeouts	N/A
Batters Faced	N/A

CAREER STATS

GAME-BY-GAME STATS



Jack Hagan

RHP | 6-3 | Sr.
McKinney, Texas
(McKinney Boyd HS)

CAREER HIGHS

IP 4.0 @ Texas Tech (3/15/23)
 Walks 5 vs Northwestern (3/25/23)
 Strikeouts 4 vs Northwestern (3/25/23)
 Batters Faced 18 @ Texas Tech (3/15/23)

SEASON HIGHS

IP N/A
 Walks N/A
 Strikeouts N/A
 Batters Faced N/A

CAREER STATS

Year	era	w-l	app	gs	cg	sho	sv	ip	h	r	er	bb	so	2b	3b	hr	bf	bavg	wp	hbp	bk	sfa	sha
2021	6.00	0-0	9	0	0	0/0	0	12.0	15	9	8	6	9	3	1	2	55	.326	1	0	0	1	2
2022	11.05	1-2	20	2	0	0/0	0	29.1	49	39	36	11	24	7	1	6	154	.363	4	4	0	3	1
2023	6.56	7-1	17	0	0	0/0	0	35.2	54	32	26	14	27	10	1	6	176	.353	3	5	0	1	2
TOTAL	8.18	8-3	46	2	0	0/0	0	77.0	118	80	70	31	60	20	3	14	385	.353	8	9	0	5	5

GAME-BY-GAME STATS

Date	Opponent	GS	IP	H	R	ER	BB	SO	2B	3B	HR	WP	BK	HBP	IBB	Score	W-L	Sv	ERA	NP
Feb 21	vs Dallas Baptist		2.0	7	7	7	0	1	2	0	2	0	0	1	0	3-14	0-0	0	31.50	40
Feb 24	MCNEESE		1.0	1	2	1	2	3	0	0	0	0	0	0	0	4-10	0-0	0	24.00	27
Mar 03	at Northwestern State		3.0	1	0	0	0	4	1	0	0	0	0	0	0	5-4	0-0	0	12.00	32
Mar 07	at TCU		1.2	4	1	1	1	0	0	0	0	0	0	0	0	8-7	0-0	0	10.57	24
Mar 11	at Tarleton State		2.2	3	1	1	1	2	1	0	0	0	0	1	0	12-8	1-0	0	8.71	42
Mar 15	at Texas Tech		0.2	2	1	1	0	1	0	0	1	0	0	1	0	7-14	1-0	0	9.00	21
Mar 18	ABILENE CHRISTIAN		1.0	2	1	0	0	0	0	0	0	0	0	0	0	4-6	1-0	0	8.25	15
Mar 21	TARLETON STATE		2.0	4	1	1	0	1	0	1	0	0	0	0	0	6-5	2-0	0	7.71	44
Mar 25	vs NU-1		4.2	5	1	1	2	2	1	0	0	1	0	1	0	12-8	3-0	0	6.27	67
Apr 01	at Seattle U		3.1	4	1	1	1	5	0	0	1	0	0	0	0	17-10	4-0	0	5.73	42
Apr 06	UTAH TECH		3.0	3	3	3	3	3	1	0	0	1	0	1	0	8-7	5-0	0	6.12	59
Apr 15	at Sacramento State		1.0	5	6	2	1	0	1	0	0	1	0	0	0	3-8	5-1	0	6.58	44
4/21/2023	at Stephen F. Austin		3.1	2	0	0	2	3	0	0	0	0	0	0	0	9-8	6-1	0	5.83	51
Apr 29	UT RIO GRANDE VAL		1.2	7	5	5	0	0	1	0	1	0	0	0	0	2-11	6-1	0	6.97	40
May 06	CALIFORNIA BAPTIST		1.0	1	0	0	1	0	1	0	0	0	0	0	0	4-3	6-1	0	6.75	13
May 09	at Texas		2.2	3	2	2	0	2	1	0	1	0	0	0	0	5-10	6-1	0	6.75	43
May 19	UTAH VALLEY		1.0	0	0	0	0	0	0	0	0	0	0	0	0	6-5	7-1	0	6.56	8
May 23	vs UT Rio Grande Valle		2.1	4	3	3	2	1	1	0	0	0	0	0	0	4-14	7-1	0	6.87	45
May 26	vs Utah Valley	*	1.2	5	9	2	4	1	2	0	0	1	0	0	0	0-16	7-2	0	7.03	65
Totals		1	39.2	63	44	31	20	29	13	1	6	4	0	5	0	119-168	7-2	0	7.03	-



Reed Thomas

C | 6-0 | Sr.
Mansfield, Texas
(Mansfield HS/Seward County CC)

CAREER HIGHS	
Hits	4 @ Houston (3/26/23)
Runs Scored	2, x7 (Last @ Seattle U 4/1/23)
RBI	5 @ Houston (3/24/23)
Walks	2, x5 (Last @ Seattle U 4/1/23)
HR	2 vs Abilene Christian (3/18/23)
Stolen Bases	1 vs Abilene Christian (3/19/23)
Strikeouts	3, x4 (Last @ Seattle U 3/31/23)
SEASON HIGHS	
Hits	N/A
Runs Scored	N/A
RBI	N/A
Walks	N/A
HR	N/A
Stolen Bases	N/A
Strikeouts	N/A

CAREER STATS

Year	avg	gp-gs	ab	r	h	2b	3b	hr	rbi	tb	slg%	bb	hbp	so	gdp	ob%	sf	sh	sb-att	po	a	e	fld%
2022	.000	0-0	0	0	0	0	0	0	0	0	.000	0	0	0	0	.000	0	0	0-0	0	1	0	1.000
2023	.222	10-6	27	2	6	1	0	0	3	7	.259	3	0	7	0	.300	0	1	0-0	37	2	0	1.000
TOTAL	.222	10-6	27	2	6	1	0	0	3	7	.259	3	0	7	0	.300	0	1	0-0	37	3	0	1.000

Year	era	w-l	app	gs	cq	sho	sv	ip	h	r	er	bb	so	2b	3b	hr	bf	bavg	wp	hbp	bk	sfa	sha
2022	2.08	0-0	5	0	0	0/0	0	4.1	1	1	1	3	6	1	0	0	17	.077	1	0	0	1	0
TOTAL	2.08	0-0	5	0	0	0/0	0	4.1	1	1	1	3	6	1	0	0	17	.077	1	0	0	1	0

GAME-BY-GAME STATS

Date	Opponent	Pos	AB	R	H	RBI	2B	3B	HR	BB	SB	CS	HBP	SAC	SF	GDP	K	PO	A	E	Avg
Feb 21	vs Dallas Baptist	c	2	0	0	0	0	0	0	0	0	0	0	0	0	0	1	2	0	0	.000
Mar 14	at Texas Tech	ph	1	0	1	0	0	0	0	0	0	0	0	0	0	0	0	0	0	0	.333
Mar 15	at Texas Tech	dh	1	0	0	0	0	0	0	0	0	0	0	0	0	0	0	0	0	0	.250
Mar 26	at Houston	*dh	5	1	1	1	0	0	0	0	0	0	0	0	0	0	1	0	0	0	.222
Mar 28	TCU	*1b	3	1	0	0	0	0	0	1	0	0	0	0	0	0	1	3	0	0	.167
Mar 31	at Seattle U	ph	0	0	0	0	0	0	0	1	0	0	0	0	0	0	0	0	0	0	.167
Apr 01	at Seattle U	*1b	6	0	1	0	0	0	0	0	0	0	0	0	0	0	2	7	0	0	.167
Apr 02	at Seattle U	*1b	2	0	1	0	0	0	0	0	0	0	0	1	0	0	1	7	1	0	.200
Apr 04	LAMAR	*1b	4	0	2	1	1	0	0	0	0	0	0	0	0	0	0	13	0	0	.250
Apr 06	UTAH TECH	*1b	3	0	0	1	0	0	0	1	0	0	0	0	0	0	1	5	1	0	.222
Totals		6gs	27	2	6	3	1	0	0	3	0	0	0	1	0	0	7	37	2	0	.222



Tristan Wittau

LHP | 6-2 | Jr.
Denton, Texas
(Denton HS/Navarro College)

CAREER HIGHS

IP	N/A
Walks	N/A
Strikeouts	N/A
Batters Faced	N/A

SEASON HIGHS

IP	N/A
Walks	N/A
Strikeouts	N/A
Batters Faced	N/A

CAREER STATS

GAME-BY-GAME STATS



Caden Noah

LHP | 5-10 | Sr.
Longview, Texas
(Spring Hill HS/Texas)

CAREER HIGHS	
IP	7.0 @ Seattle U (3/31/23)
Walks	3, x5 (Last @ Houston 3/24/23)
Strikeouts	8 @ Tarleton (3/10/23)
Batters Faced	30 @ Seattle U (3/31/23)
SEASON HIGHS	
IP	N/A
Walks	N/A
Strikeouts	N/A
Batters Faced	N/A

CAREER STATS

Year	era	w-l	app	gs	cg	sho	sv	ip	h	r	er	bb	so	2b	3b	hr	bf	bavg	wp	hbp	bk	sfa	sha
2021*	11.57	0-1	3	0	0	0/0	0	2.1	4	3	3	0	3	1	0	1	12	99.000	0	1	0	1	0
2023	7.16	4-1	13	10	0	0/0	0	49.0	63	43	39	19	43	17	1	10	230	.310	5	3	0	3	2
TOTAL	7.16	4-1	13	10	0	0/0	0	49.0	63	43	39	19	43	17	1	10	230	.310	5	3	0	3	2
All*	7.36	4-2	16	10	0	0/0	0	51.1	67	46	42	19	46	18	1	11	242	.330	5	4	0	4	2

GAME-BY-GAME STATS

Date	Opponent	GS	IP	H	R	ER	BB	SO	2B	3B	HR	WP	BK	HBP	IBB	Score	W-L	Sv	ERA	NP	
Feb 19	at A&M-Corpus Christi	*	5.0	5	2	2	1	5	0	1	0	0	0	0	0	5-3	1-0	0	3.60	66	
Feb 26	MCNEESE	*	6.0	4	3	2	1	6	1	0	1	0	0	0	0	12-6	2-0	0	3.27	91	
Mar 05	at Northwestern State	*	4.2	5	2	2	2	3	2	0	0	0	0	0	0	5-2	2-0	0	3.45	78	
Mar 12	at Tarleton State	*	4.0	2	1	1	3	3	1	0	1	1	0	0	0	4-5	2-0	0	3.20	67	
Mar 19	ABILENE CHRISTIAN	*	5.1	7	4	4	2	4	3	0	1	0	0	0	0	7-12	2-0	0	3.96	93	
Mar 26	at Houston	*	4.0	10	7	7	0	4	2	0	3	0	0	0	0	9-18	2-0	0	5.59	74	
Apr 02	at Seattle U	*	4.1	9	4	4	2	5	3	0	0	0	0	0	0	2-7	2-1	0	5.94	81	
Apr 08	UTAH TECH	*	1.1	2	2	2	4	1	0	0	0	0	0	0	0	11-9	2-1	0	6.23	49	
4/23/2023	at Stephen F. Austin	*	3.0	3	2	2	0	3	1	0	0	1	0	1	0	11-3	3-1	0	6.21	56	
Apr 30	UT RIO GRANDE VAL	*	2.1	4	5	5	1	3	0	0	2	1	0	0	0	8-7	3-1	0	6.97	43	
May 07	CALIFORNIA BAPTIST	*	3.2	2	2	0	1	3	0	0	0	1	0	0	0	6-5	4-1	0	6.39	42	
May 14	at Sam Houston	*	1.2	4	5	4	1	0	3	0	0	1	0	1	0	3-13	4-1	0	6.95	37	
May 20	UTAH VALLEY	*	3.2	6	4	4	1	3	1	0	2	0	0	1	0	6-8	4-1	0	7.16	64	
May 25	vs Grand Canyon	*	3.0	3	1	1	1	2	1	0	0	0	1	1	0	6-5	4-1	0	6.92	49	
Totals			10	52.0	66	44	40	20	45	18	1	10	5	1	4	0	95-103	4-1	0	6.92	-



Jake Curtis

C | 5-11 | Jr.
Ladera Ranch, California
(San Juan Hills HS)

	<u>CAREER HIGHS</u>	
Hits		N/A
Runs Scored		N/A
RBI		N/A
Walks		N/A
HR		N/A
Stolen Bases		N/A
Strikeouts		N/A
	<u>SEASON HIGHS</u>	
Hits		N/A
Runs Scored		N/A
RBI		N/A
Walks		N/A
HR		N/A
Stolen Bases		N/A
Strikeouts		N/A

CAREER STATS

GAME-BY-GAME STATS



Tripp Bernethy

RHP | 5-10 | Jr.
Burleson, TX
(Burleson Centennial HS)

CAREER HIGHS

IP	N/A
Walks	N/A
Strikeouts	N/A
Batters Faced	N/A

SEASON HIGHS

IP	N/A
Walks	N/A
Strikeouts	N/A
Batters Faced	N/A

CAREER STATS

GAME-BY-GAME STATS



Collin Horton

RHP | 6-0 | Jr.
Keller, Texas
(Keller HS/New Orleans)

CAREER HIGHS

IP **7.0** vs Miss. Valley State 3/12/23
 Walks **5** @ Lamar (3/26/23)
 Strikeouts **9** vs Miss. Valley State 3/12/23
 Batters Faced **N/A**

SEASON HIGHS

IP **N/A**
 Walks **N/A**
 Strikeouts **N/A**
 Batters Faced **N/A**

CAREER STATS

Year	avg	gp-gs	ab	r	h	2b	3b	hr	rbi	tb	slg%	bb	hbp	so	gdp	ob%	sf	sh	sb-att	po	a	e	fld%
Year	era	w-l	app	gs	cg	sho	sv	ip	h	r	er	bb	so	2b	3b	hr	bf	bavg	wp	hbp	bk	sfa	sha
2022*	5.98	2-2	13	12	0	0/0	0	46.2	45	33	31	41	53	10	0	2	223	99.000	12	7	0	1	0
2023*	5.92	5-6	13	7	1	0/0	0	38.0	35	25	25	21	34	6	0	13	166	99.000	1	1	1	2	2
All*	5.95	7-8	26	19	1	0/0	0	84.2	80	58	56	62	87	16	0	15	389	99.000	13	8	1	3	2

* Statistics from prior team/school

GAME-BY-GAME STATS



Jacob Hasty

LHP | 6-2 | Sr.
Keller, Texas
(Liberty Christian HS/Missouri)

CAREER HIGHS

IP 3.2 vs New Orleans 4/26/22
 Walks 4 @ Kentucky (3/31/23)
 Strikeouts 4 vs Missouri (4/22/22)
 Batters Faced N/A

SEASON HIGHS

IP N/A
 Walks N/A
 Strikeouts N/A
 Batters Faced N/A

CAREER STATS

Year	era	w-l	app	gs	cg	sho	sv	ip	h	r	er	bb	so	2b	3b	hr	bf	bavg	wp	hbp	bk	sfa	sha
2020*	0.00	0-0	7	0	0	0/0	0	4.2	1	0	0	7	4	0	0	0	24	99.000	1	0	0	0	0
2021*	4.24	0-1	19	0	0	0/0	0	17.0	21	12	8	9	15	3	0	0	0	99.000	8	0	0	0	0
2022*	3.55	2-1	13	1	0	0/0	0	25.1	14	10	10	15	28	3	0	2	102	99.000	7	0	0	0	0
2023*	1.80	0-1	11	0	0	0/0	0	55.0	9	12	11	16	10	2	0	0	53	99.000	9	0	0	0	0
All*	2.56	2-3	50	1	0	0/0	0	102.0	45	34	29	47	57	8	0	2	179	99.000	25	0	0	0	0

* Statistics from prior team/school

GAME-BY-GAME STATS



Sam Collins

LHP | 6-1 | So.
Azle, Texas
(Azle HS/Weatherford College)

CAREER HIGHS	
IP	2.1 vs Army (3/8/22)
Walks	2, x2 (Last 2022)
Strikeouts	4 vs Army (3/8/22)
Batters Faced	11 vs Army (3/8/22)
SEASON HIGHS	
IP	N/A
Walks	N/A
Strikeouts	N/A
Batters Faced	N/A

CAREER STATS

Year	era	w-l	app	gs	cg	sho	sv	ip	h	r	er	bb	so	2b	3b	hr	bf	bavg	wp	hbp	bk	sfa	sha
2022	13.50	0-0	5	0	0	0/0	0	6.2	15	10	10	5	7	2	0	1	41	.455	3	2	0	0	1
TOTAL	13.50	0-0	5	0	0	0/0	0	6.2	15	10	10	5	7	2	0	1	41	.455	3	2	0	0	1

GAME-BY-GAME STATS



Harrison Hammond

LHP | 5-10 | Jr.
Arlington, Texas
(Arlington HS/Dallas College - Northlake)

CAREER HIGHS	
IP	1.0 @ Houston (3/26/23)
Walks	N/A
Strikeouts	N/A
Batters Faced	6 @ Houston (3/26/23)
SEASON HIGHS	
IP	N/A
Walks	N/A
Strikeouts	N/A
Batters Faced	N/A

CAREER STATS

Year	era	w-l	app	gs	cg	sho	sv	ip	h	r	er	bb	so	2b	3b	hr	bf	bavg	wp	hbp	bk	sfa	sha
2023	18.00	0-0	1	0	0	0/0	0	1.0	3	2	2	0	0	0	0	1	6	.500	0	0	0	0	0
TOTAL	18.00	0-0	1	0	0	0/0	0	1.0	3	2	2	0	0	0	0	1	6	.500	0	0	0	0	0

GAME-BY-GAME STATS

Date	Opponent	GS	IP	H	R	ER	BB	SO	2B	3B	HR	WP	BK	HBP	IBB	Score	W-L	Sv	ERA	NP
Mar 26	at Houston		1.0	3	2	2	0	0	0	0	1	0	0	0	0	9-18	0-0	0	18.00	21
Totals		0	1.0	3	2	2	0	0	0	0	1	0	0	0	0	9-18	0-0	0	18.00	-

2024 UTA Maverick Baseball



0

Tate Bethel
Jr. • 6-1 • R/R
INF • Sherman, TX



2

Cason Gregory
R-Jr. • 5-11 • R/R
SS • Cleburne, TX



3

Kyzer Harrington
Fr. • 6-0 • R/R
INF • Midlothian, TX



4

Zach Henry
R-Jr. • 6-0 • L/R
OF • Rockwall, TX




6

Cade Sumbler
R-Jr. • 5-11 • R/R
C • Midlothian, TX



7

Will Johnson
Fr. • 6-1 • R/R
INF • Plano, TX



9

Caylon Dygert
Fr. • 6-1 • R/R
RHP • Magnolia, TX



10

Parker Airhart
Jr. • 6-0 • R/R
C • Sugar Land, TX



11

Tyce Armstrong
Jr. • 6-4 • R/R
INF • Conroe, TX




12

Zach Norris
Sr. • 6-1 • R/R
RHP • Paris, TX



13

Ryan Black
So. • 6-1 • L/R
INF • Grand Prairie, TX




14

Jackson Hill
Fr. • 6-2 • L/R
OF • Keller, TX



15

Garrison Berkley
R-Jr. • 6-2 • R/R
OF • Aledo, TX



16

Nicholas Robb
Fr. • 6-3 • R/R
RHP • Keller, TX



17

Matt Hudspeth
Fr. • 6-3 • R/R
RHP • Arlington, TX



18

Austin Wallace
R-Jr. • 6-4 • L/L
LHP • Flower Mound, TX



20

Jason Scramton
Jr. • 6-3 • R/R
RHP • Sachse, TX




21

Garrett Gearner
Sr. • 6-4 • R/R
RHP • Willsboro, TX




22

Tyson Pointer
Sr. • 6-1 • R/R
OF • Dallas, TX




23

JoJo Medellin
So. • 6-1 • S/R
INF • League City, TX



24

Dante Cano
So. • 6-4 • L/L
LHP • Abilene, TX



25

Ryan Ellis
Jr. • 5-9 • L/R
OF • Peoria, AZ



26

Armani Knipper
Fr. • 5-11 • R/R
RHP • Southlake, TX



27

Cade McGlade
Jr. • 6-3 • L/L
LHP • McKinney, TX



28

Aaron Calhoun
Jr. • 5-10 • R/R
RHP • Pearland, TX



29

JD Moreno
So. • 5-9 • L/L
OF • Grand Prairie, TX




31

Logan Myers
Fr. • 6-2 • R/R
OF • Arlington, TX



32

Joe Steeber
Jr. • 6-4 • R/R
RHP • Southlake, TX




33

Trevor Eby
Jr. • 6-1 • R/R
RHP • Palm Desert, CA



34

Jack Hagan
Sr. • 6-3 • R/R
RHP • McKinney, TX



36

Reed Thomas
Sr. • 6-0 • L/R
C • Mansfield, TX



37

Tristan Wittau
Jr. • 6-2 • L/L
LHP • Denton, TX



38

Caden Noah
Sr. • 5-10 • L/L
LHP • Longview, TX



40

Jake Curtis
Jr. • 5-11 • R/R
C • Ladera Ranch, CA



41

Tripp Bernethy
Jr. • 5-10 • R/R
RHP • Burleson, TX



44

Collin Horton
Jr. • 6-0 • R/R
RHP • Keller, TX




47

Jacob Hasty
Sr. • 6-2 • L/L
LHP • Keller, TX



50

Sam Collins
So. • 6-1 • L/L
LHP • Azle, TX



54

Harrison Hammond
Jr. • 5-10 • L/L
LHP • Arlington, TX



Clay Van Hook Head Coach



Mike Trapasso Assistant Coach



Mike Taylor Assistant Coach



Ben Breazeale Assistant Coach