

• 2023-24 UTSA ROADRUNNERS WOMEN'S BASKETBALL •

| UTSA at North Texas | February 18, 2024 | The Super Pit |

#CASHIN • #BIRDSUP • #LETSGO210

GOUTSA.COM



2023-24 SCHEDULE AND RESULTS

THE MATCHUP

HEAD-TO-HEAD

NOVEMBER

6	at Arizona State	L, 55-70
10	New Mexico State	W, 58-55
15	at A&M-Corpus Christi	W, 66-59 (OT)
18	at UT Arlington	W, 70-66
20	at Texas Tech	L, 58-63
25	at Sam Houston State	W, 63-56
30	Texas State	L, 57-65 (OT)

DECEMBER

3	UTEP	W, 90-66
14	Houston	L, 64-66
17	at Oregon	L, 48-61
19	at Seattle U	W, 75-64
30	at Temple *	L, 78-51

JANUARY

2	at East Carolina *	L, 54-82
6	Wichita State *	W, 74-60
10	at FAU *	W, 73-60
14	Charlotte *	W, 81-80 (2OT)
16	USF *	W, 65-42
21	at UAB *	L, 53-54
27	at SMU *	L, 55-78
31	North Texas *	W, 75-67 (OT)

FEBRUARY

4	Tulane *	L, 64-75
11	UAB *	W, 76-58
14	at Tulsa *	L, 70-74
18	at North Texas *	2 p.m.
22	Temple *	6:30 p.m.
25	FAU *	1 p.m.
28	at Memphis *	7 p.m.

MARCH

5	Rice *	6:30 p.m.
9-13	AAC Championships	TBD

• The UTSA women's basketball team is set to face a first-place North Texas squad in American Athletic Conference action on Sunday, with a 2 p.m. tipoff at The Super Pit in Denton, Texas.

• The Roadrunners (12-11, 6-6 The American) are coming off a tough loss at the hands of Tulsa, which saw the Golden Hurricane work a 74-70 victory that came despite five Roadrunners scoring in double-figures for the first time since Feb. 2, 2023.

• The Mean Green (19-5, 9-3 The American) have been the league's best as of late and are coming off back-to-back wins over SMU and Florida Atlantic.

• UTSA, however, got the better of UNT in their last matchup, when an Udo double-doubled helped the 'Runners to a 75-65 overtime victory on Jan. 31, 2024.

• Udo scored 14 points and secured 12 rebounds across the contest, and Coleman was not far behind with nine points, nine rebounds, and four blocks.

• UTSA's defense made the difference, as the 'Runners held the Mean Green to a 29% shooting clip that sat 18% under their seasonal average.

• UNT represents the conference leader in field goal percentage at 46.6%, a figure that ranks 21st in the NCAA. 23.5 free throw attempts are the seventh-most in the country, and a 26.3% three-point defense is 17th as well.

• The Mean Green outscore their opponents by 12.5 points to lead The American, and 78.0 points per game also top the league.

• A significant reason for UNT's success, Tamisha Lampkin is the fifth-most efficient shooter in the country, sinking shots at a 64.5% clip.

• She also represents the Mean Green's top rebounder, pulling down 7.8 rpg, while DesiRay Kernal is not far behind with 7.6 rpg.

• Kernal paces the squad with 15.6 ppg, as Lampkin and Dyani Robinson join her in the double-digit scoring club, with Lampkin logging 15.5 and Robinson 11.0.

• Defensively, Poindexter logs 32 blocks and Hadley Periman 31, while Periman snags 6.9 rpg.



Sunday, Feb. 18 | 2 p.m. CT
Denton, Texas
UTSA at North Texas



65.4	POINTS PER GAME	75.0
64.7	OPP. POINTS PER GAME	62.6
45.9	REBOUNDS PER GAME	40.2
+11.0	REBOUNDING MARGIN	+4.8
40.0	FIELD GOAL PCT.	46.6
26.9	3-POINT PCT.	29.9
64.7	FREE THROW PCT.	68.0
13.6	ASSISTS PER GAME	14.3
18.0	TURNOVERS PER GAME	17.1
6.7	STEALS PER GAME	7.8
4.7	BLOCKED SHOTS PER GAME	2.9

UTSA Roadrunners

Overall Record	12-11
American Athletic Conference Record	6-6
Home Record	7-3
Away Record	6-8
Neutral Record	0-0
2022-23 Record / C-USA Finish	13-19, 9-11 / 6th

North Texas Mean Green

Overall Record	19-5
American Athletic Conference Record	9-3
Home Record	10-0
Away Record	7-5
Neutral Record	2-0
UTSA All-Time vs UNT	12-23
at UTSA	9-8
at UNT	4-10
Current Streak	W2

WHERE TO WATCH: ESPN+

www.goutsa.com/wbblive
Kyle Youmans (play-by-play)
Brian Burton (analyst)

GAME COVERAGE

Stats: goutsa.com/wbbstats
X (Twitter): @UTSAWBB
Instagram: @UTSA_WBB

WHERE TO LISTEN: THE BULL 93.3

www.goutsa.com/wbradio
Neal Raphael (play-by-play)
The iHeartRadio app

PREVIOUS STARTERS: 70-74 LOSS AT TULSA




11
SIDNEY
LOVE
SO • G • 5-8



12
AYSIA
PROCTOR
FR • G • 5-8



22
KYRA
WHITE
SR • G • 5-9



25
IDARA
UDO
FR • F • 6-1



0
ELYSSA
COLEMAN
R-JR • F • 6-3

All Times Central | Home Games in Bold | AAC Games *

WE ARE UTSA

When referencing University of Texas at San Antonio Athletics, please use the acronym **UTSA** and the nickname **ROADRUNNERS**. Please refrain from using UT-San Antonio, Texas-San Antonio, UT-SA, Lady Roadrunners or any other variation.

QUICK FACTS

Institution Name..... The University of Texas at San Antonio (UTSA)
 Location.....San Antonio, Texas
 Founded..... 1969
 Enrollment..... 34,864
 Nickname..... Roadrunners
 School Colors Navy Blue (PMS 289), Orange (PMS 1665), White
 Arena (Capacity)..... Convocation Center (2,650)
 Year Opened..... 1975
 Conference..... American Athletic Conference
 President..... T. Taylor Eighmy, Ph.D. (Tufts, 1980)
 Vice President/Athletics Director..... Lisa Campos (Colorado State)
 Athletic Department Phone..... 210.458.4161
 Ticket Office Phone..... 210.458.UTSA (8872)

TEAM INFORMATION

2022-23 Overall Record..... 13-19
 Home / Away / Neutral..... 8-4/ 3-12 / 2-3
 Conference Record/Finish (Conference USA).....9-11/6th
 Letterwinners Returning/Lost..... 11/3
 Starters Returning/Lost..... 5/0
 Newcomers..... 5

HISTORY

First Year of Basketball..... 1981-82
 All-Time Record (pct.).....552-631 (.466)
 All-Time AAC Record (pct.).....6-6 (.500)
 Conference Regular Season Championships..... 2
 2002-03 (Southland Conference) • 2008-09 (Southland Conference)
 Conference Tournament Championships..... 2
 2008 (Southland) • 2009 (Southland)
 NCAA Tournament Appearances/Record..... 2/0-2 (.000)
 2008 • 2009
 Last NCAA Postseason Opponent/Result..... 2009
 Lost to No. 2 seed Baylor, 87-82 OT (March 22, 2009)

COACHING STAFF

Head Coach.....Karen Aston (Third season - Little Rock, 1987)
 Record at UTSA (Years)..... 32-53 (Third season)
 Career Record (Years)..... 317-199 (16th season)
 Assoc. Head Coach.....Jamie Carey (third season - Texas, 2004)
 Assistant Coaches.....Empress Davenport (third season - Texas, 2016)
 Cameron Miles (third season - San Diego, 2004)
 Dir./WBB Operations..... Chantel Govan (First season - UTSA, 2022)
 Player Development.....Sophia Ramos (First Season - San Diego St., 2022)
 Graduate Assistant..... Angel Almaguer (First season - UTSA , 2022)

ATHLETICS COMMUNICATIONS

Associate Athletics Director/Communications..... Kyle Stephens
 Associate Director [MBB Contact]..... Michael Stambaugh
 Assistant Director [WBB Contact]..... Ryan Smith
 Assistant Director..... Alma Solis
 Smith's Email Address..... ryan.smith2@utsa.edu
 Smith's Cell Phone..... 361.442.9600
 Website..... goutsa.com
 General Athletics X (Twitter)..... @UTSAathletics
 Women's Basketball X (Twitter)..... @UTSAWBB
 Women's Basketball Instagram.....@UTSA_WBB

ROADRUNNER NOTES AND NEWS

LAST TIME OUT

- The Roadrunners (12-11, 6-6 The American) are coming off a tough loss at the hands of Tulsa, which saw the Golden Hurricane work a 74-70 victory that came despite five Roadrunners scoring in double-figures for the first time since Feb. 2, 2023.
- Sophomore Sidney Love paced the squad, dropping 16, while senior Kyra White logged 15.
- Freshman Idara Udo and senior Jordyn Jenkins each scored 11, as Jenkins collected seven rebounds across 15 minutes of action. • Rounding things out, newcomer Aysia Proctor tallied 10 points and tied Jenkins for the team lead with seven boards.
- Additionally, sophomore Maya Linton delivered a solid shift on defense, swiping a career-high six steals.

'RUNNERS IN THE RANKINGS

- As of 2/16 UTSA continues to lead the AAC in a slew of statistics, including on the glass, where they own a plus-11.0 rebounds margin that sits seventh across the NCAA.
- 46.9 rebounds per game rank sixth on the national leader board, with 16.5 offensive boards slotting them eighth, and 29.4 defensive rebounds rank 17th.
- The Roadrunners also top The American and rank inside the top 30 nationally with 4.7 blocks per game and a 36.8% field goal defense.
- Individually, redshirt junior Elyssa Coleman has swatted 34 shots on the year for the second-most in the league, while White sits second in assists per game with 4.9 and in minutes, playing 34.8.
- White's 1.55 assist/turnover ratio slots her fifth, and Udo's 3.7 of-fensive rebounds place her fourth on the AAC leader board.

NOTE PAD

2023-24 WOMEN'S BASKETBALL ROSTER

#	Name	Pos	Ht	Yr.	Hometown • High School / Previous School
0	Elyssa Coleman	F	6-3	R-Jr.-2L	Houston, Texas/Atascocita HS/Texas
1	Hailey Atwood	G	5-8	GS. -2L	Austin, Texas/Bowie HS/Blinn CC
2	Alexis Parker	G	5-9	So.-1L	San Antonio, Texas/Brandeis HS
3	Emma Lucio	G	5-9	Fr.-HS	Edinburg, Texas / Robert Vela HS
4	Siena Guttadauro	G	5-6	So.-2L	San Jose, Calif./Archbishop Mitty HS
5	Madison Cockrell	G	5-4	So.-1L	Dallas, Texas/Bishop Lynch HS
11	Sidney Love	G	5-8	So.-1L	Cibolo, Texas/Steele HS
12	Aysia Proctor	G	5-8	Fr.-HS	Schertz, Texas / Samuel Clemens HS
13	Sarai Estupiñan	G	5-5	Jr.-TR	Cedar Park, Texas / St. Mary's (TX) / Tallahassee CC
20	Maya Linton	F	6-0	So.-1L	Duncanville, Texas/Duncanville HS
21	Cheyenne Rowe	F	6-2	So.-TR	Ajax, Ontatio / Bill Crothers Secondary School / JMU
22	Kyra White	G	5-9	Sr.-1L	Converse, Texas/Judson HS/Southern California
23	Kyleigh McGuire	F	5-10	Sr.-1L	Houston, Texas/Atascocita HS
25	Idara Udo	F	6-1	Fr.-HS	Plano, Texas / Plano East HS
30	Nissa Sam-Grant	C	6-4	Sr.-1L	Marietta, Ga./Wheeler HS/Panola CC
32	Jordyn Jenkins	F	6-0	Sr.-1L	Kent, Wash./Kentridge HS/Southern California

UTSA RECORD WHEN...

Category	H	R	N	O
Overall	7-3	5-8	0-0	12-11
Conference	5-1	1-5	0-0	6-6
Non-Conference	2-2	4-3	0-0	6-5
Overtime	2-1	1-0	0-0	3-1
Double Overtime	1-0	0-0	0-0	1-0
Top-10 Opponents	0-0	0-0	0-0	0-0
Top-25 Opponents	0-0	0-0	0-0	0-0
Receiving Votes	0-0	0-0	0-0	0-0
Wear White	6-3	0-1	0-0	6-4
Wear Orange	0-0	3-4	0-0	3-4
Wear Navy	1-0	2-3	0-0	3-3
In November	1-1	3-2	0-0	4-3
In December	1-1	1-2	0-0	2-3
In January	4-0	1-3	0-0	5-3
In February	1-1	0-1	0-0	1-2
In March	0-0	0-0	0-0	0-0
Lead at Half	6-0	2-1	0-0	8-1
Trail at Half	1-3	2-7	0-0	3-9
Tied at Half	0-0	1-0	0-0	1-0
Decided by 1-4 Points	2-1	0-2	0-0	2-3
Decided by 5-9 Points	1-1	3-1	0-0	4-2
Decided by 10+ Points	4-1	2-5	0-0	6-6
Scoring 80+	2-0	0-0	0-0	2-0
Scoring 70-79	3-0	3-1	0-0	6-1
Scoring 60-69	1-2	2-0	0-0	3-2
Scoring 50-59	1-1	0-6	0-0	1-7
Scoring 0-49	0-0	0-1	0-0	0-1
Opp. Scoring 80+	1-0	0-1	0-0	1-1
Opp. Scoring 70-79	0-1	1-3	0-0	1-4
Opp. Scoring 60-69	3-2	2-2	0-0	5-4
Opp. Scoring 50-59	2-0	2-2	0-0	4-2
Opp. Scoring 0-49	1-0	0-0	0-0	1-0
FG 50% or Higher	1-0	0-0	0-0	1-0
FG 40-49.9%	3-1	4-2	0-0	7-4
FG 39.9% or Lower	3-2	1-5	0-0	4-7
Opp. FG 50% or Higher	0-1	0-1	0-0	0-2
Opp. FG 40-49.9%	0-0	2-3	0-0	2-3
Opp. FG 39.9% or Lower	7-2	3-4	0-0	10-6
Better FG% than Opp.	7-2	4-2	0-0	11-4
FG% is Equal	0-0	0-0	0-0	0-0
Opp. Better FG%	0-1	1-6	0-0	1-7
FT 80% or Higher	1-0	0-1	0-0	1-1
FT 70-79.9%	2-2	2-2	0-0	4-4
FT 69.9% or Lower	4-1	3-5	0-0	7-6
Opp. FT 80% or Higher	3-2	0-0	0-0	3-2
Opp. FT 70-79.9%	2-0	1-4	0-0	3-4
Opp. FT 69.9% or Lower	2-1	4-4	0-0	6-5
Better FT% than Opp.	1-0	3-4	0-0	4-4
FT% is Equal	0-0	0-0	0-0	0-0
Opp. Better FT%	6-3	2-4	0-0	8-7
Outrebounding Opp.	7-2	5-8	0-0	12-10
Rebounds are Equal	0-0	0-0	0-0	0-0
Outrebounded by Opp.	0-1	0-0	0-0	0-1
More Assists than Opp.	6-1	3-3	0-0	9-4
Assists are Equal	0-0	0-0	0-0	0-0
Fewer Assists than Opp.	1-2	2-5	0-0	3-7
Fewer TO than Opp.	2-0	3-0	0-0	5-0
Turnovers are Equal	0-0	0-1	0-0	0-1
More TO than Opp.	5-3	2-7	0-0	7-10
4+ in Double Figures	2-0	2-1	0-0	4-1
3 in Double Figures	3-2	2-4	0-0	5-6
2 in Double Figures	2-0	1-2	0-0	3-2
1 in Double Figures	0-0	0-1	0-0	0-1
Bench Scores More	1-1	3-6	0-0	4-7
Bench Points are Equal	1-0	0-0	0-0	1-0
Opp. Bench Scores More	5-2	2-2	0-0	7-4
More Fast Break Points	4-1	4-1	0-0	8-3
Fast Break Points are Equal	0-0	0-1	0-0	0-1
Fewer Fast Break Points	3-1	1-6	0-0	4-7
More Points in Paint	5-1	3-6	0-0	8-7
Points in Paint Equal	1-0	1-0	0-0	2-0
Fewer Points in Paint	1-1	1-3	0-0	2-4
Highest Scoring Quarter	1Q	26 / December 3, 2023 vs UTEP		
	2Q	23 / December 19, 2023 at Seattle U		
	3Q	26 / December 19, 2023 at Seattle U		
	4Q	30 / November 25, 2023 at Sam Houston		
Lowest Scoring Quarters	1Q	8, 3x / December 17, 2023 at Oregon		
	2Q	8 / November 25, 2023 at Sam Houston		
	3Q	12, 6x / January 31, 2024 vs North Texas		
	4Q	9, 2x / January 31, 2024 vs North Texas		
Opponent Highest Scoring Quarters	1Q	25, 2x / January 2, 2024 at East Carolina		
	2Q	29 / December 14, 2023 vs Houston		
	3Q	22 / December 30, 2023 at Temple		
	4Q	22 / December 19, 2023 at Seattle U		
Opponent Lowest Scoring Quarters	1Q	7 / January 16, 2024 vs South Florida		
	2Q	6 / February 11, 2024 vs UAB		
	3Q	9, 2x / December 14, 2023 vs Houston		
	4Q	7 / January 16, 2024 vs South Florida		
Largest Halftime & Final Score	Half	48 / December 3, 2023 vs UTEP		
	Final	90 / December 3, 2023 vs UTEP		
Lowest Halftime & Final Score	Half	20, 2x / December 17, 2023 at Oregon		
	Final	48 / December 17, 2023 at Oregon		
Opponent Largest Halftime & Final Score	Half	49 / November 6, 2023 at Arizona State		
	Final	82 / January 2, 2024 at East Carolina		
Opponent Lowest Halftime & Final Score	Half	16 / January 16, 2024 vs South Florida		
	Final	42 / January 16, 2024 vs South Florida		

NOTES AND NEWS CONT.

TEXAS TWO STEP

- On 2/12 the American Athletic Conference announced its weekly awards, selecting Aysia Proctor as the league's Freshman of the Week for the second time this season.
- Proctor was issued the accolade after propelling the Roadrunners to a 76-58 victory over a first-place UAB squad on Sunday.
- She led the contest with 14 points, going 6-for-9 from the field, including 2-for-4 from beyond the arc, while collecting seven rebounds and two assists.
- She last was awarded on Jan. 22, following a week that saw her work 14.0 ppg, 8.0 rpg, two blocks, and an assist across contests with South Florida and UAB.
- This marks the first occasion since the 2019-20 campaign in which a UTSA student-athlete claimed multiple iterations of the award, as Mikayla Woods did so three times in Conference-USA.

THE UNDERDOGS

- On 2/11 The UTSA women's basketball team took down the American Athletic Conference's leader on Sunday, as they bested UAB, 76-58, inside the Convocation Center.
- The win represented the third occasion of the 2023-24 season in which the 'Runners dethroned the league's top team, this time doing it behind a quartet of double-digit scorers.
- The 'Runners bested the Blazers after sinking 32 shots at a 45% clip. UTSA also pulled down 13 more rebounds than their opponent, scored 22 more points in the paint, and recorded twice as many assists.
- Freshman Aysia Proctor led the contest in scoring, dropping 14, while senior Kyra White logged 12 points.
- Sophomore Sidney Love put up 11, and senior Jordyn Jenkins matched her total and collected six rebounds in her season debut.
- Additionally, Proctor tied freshman Idara Udo with a team-leading seven rebounds, and Love topped the contest with six assists.

ON THE DOUBLE

- Sophomore Maya Linton recorded UTSA's first double-double of the season on Nov. 18, 2023 against UTA, and freshman Aysia Proctor the second on Dec. 17
- Redshirt junior Elyssa Colman accomplished the feat on Jan. 6 against Wichita State, before doing it again on Jan. 10 against FAU and on Feb. 4 against Tulane
- Proctor secured her second double-double of the campaign on Jan. 14 in a matchup with Charlotte
- Senior Kyra White logged her first double-double of the season on Jan. 21 in a contest against UAB
- Freshman Idara Udo launched the first double-double of her collegiate career on 1/31 in an overtime win over North Texas
- Linton scored a career-high 15 points to go along with 10 rebounds in a 70-66 victory over the Lady Mavs
- Proctor charted a career-best 20 points to go with 11 rebounds in a 61-48 loss to Oregon in Eugene
- Coleman was incredible against the Shockers, logging a career-high 32 points and a whopping 19 rebounds

NOTES AND NEWS CONT.

- She then accomplished the feat in her second consecutive contest, scoring 16 point with 10 rebounds against FAU
- Proctor recorded her second double-double of the campaign as she scored 17 points to go with 13 rebounds in a double-overtime win against the 49ers.
- White scored 11 points to go with 10 rebounds in a tough 54-53 loss at the hands of the Blazers
- Udo issued 14 points and 12 rebounds across a 75-67, overtime victory over the Mean Green
- Coleman recorded her third double-double of the season against the Green Wave, scoring 21 points to go with 12 rebounds

ON THE GLASS

- Entering the month of February, the Roadrunners ranked third across the NCAA with 46.7 rebounds per game
- The Roadrunners have led the AAC in boards since opening the 2024 season
- Redshirt junior Elyssa Coleman leads the team with 7.8 rpg, while freshman Idara Udo collects 6.4 rpg and senior Kyra White 5.9.

A GRAND OLE TIME

- On 1/31, graduate student Hailey Atwood scored five points in a 75-67 win over North Texas, allowing her to surpass the 1,000 point threshold
- She scored 309 points as a freshman at Blinn College and 444 as a sophomore
- Entering UTSA as a junior, she had recorded 753 points and has since logged 250, for 1,003 across her collegiate career

TO BE THE BEST YOU HAVE TO BEAT THE BEST

- On 1/31, UTSA took down a first-place North Texas squad, 75-67 in an overtime thriller
- The win marked the second occasion of the year in which UTSA bested the team atop The American, after the Roadrunners downed Charlotte, 81-80, with a game-winning putback by freshman Idara Udo in double-overtime
- Defensively, UTSA was stellar against the Mean Green, holding the nation's 15th-most efficient shooting team to a 29% clip, 18% under their 47.6% average. • The Roadrunners collected 11 more rebounds than the opposition and performed better at the charity stripe, sinking 79% of their freebies to UNT's 68%.
- The UTSA forwards were phenomenal across the contest, with Udo scoring 14 points and logging 12 rebounds, while redshirt junior Elyssa Coleman scored nine points with nine boards and four blocks.
- Sophomore Sidney Love and freshman Aysia Proctor joined Udo in the double-digit scoring club, as Love charted 13 and Proctor 11.
- Senior Kyra White was also solid, scoring seven points to go with six assists and four rebounds.

JOINING THE CLUB

- Following a six rebound performance against SMU, redshirt junior Elyssa Coleman has joined UTSA's 500-rebound club
- Coleman becomes the 16th Roadrunner to ever accomplish the feat, and the first since Marie Benson did so in the 2019 season
- It took her 81 games to join the club, as she logged 146 rebounds as a freshman, 212 as a sophomore, and through 18 games, 142 across her junior year

NEWCOMERS? NO PROBLEM.

- Newcomer Aysia Proctor became the second Roadrunner to win AAC Freshman of the Week in the 2024 season on Jan. 22
- Proctor shot the basketball extremely well across the week.
- She scored 19 points with eight rebounds in a 65-42 victory over defending champions South Florida before dropping nine and eight rebounds against UAB. She went 10-for-24 from the field, including 5-for-10 from beyond the arc, working 14.0 ppg and 8.0 rpg to go along with two blocks and an assist.
- Idara Udo claimed the accolade earlier in the year, doing so on Dec. 3
- This marks the first occasion in which multiple UTSA freshmen have been honored by a league office since the 2019-20 campaign as Mikayla Woods and Adryana Quezada both accomplished the feat in Conference-USA.

GOING STREAKING

- After falling to Temple and East Carolina, UTSA sparked a four-game winning streak, taking down some of The American's top teams
- UTSA first bested Wichita State, 74-60 for their inaugural AAC victory, with redshirt junior Elyssa Coleman dominating to the tune of 32 points and 19 rebounds.
- They then visited Boca Raton and bested FAU, 73-60, before topping a Charlotte team that sat atop the league standings 81-80 in a double-overtime showdown at the Convo.
- Two days later, UTSA was back in action, hosting the AAC's 2023 Regular Season Champions in South Florida with Senior Kyra White's career-high 23 points leading to a 65-42 win

SHE'S ON A ROLL

- Senior Kyra White, sophomore Sidney Love, freshman Aysia Proctor, redshirt junior Elyssa Coleman and freshman Idara Udo have now each been selected for The American's Weekly Honor Roll
- White was recognized on 11/20 after delivering a pair of solid performances in road victories against TAMUCC and UT Arlington.
- First, White dropped 18 points to go with six rebounds and five assists while propelling the squad to a 15-point come-from-behind victory over the Islanders.
- Later in the week, she added five more points to her total, hauling in six boards and dishing off six assists in a 70-66 win against UTA
- On the week, she swatted a shot and swiped a steal, all while averaging the most assists per game in the league at 5.50.
- Love was chosen on 11/27 after leading the Roadrunners in scoring on the week, first dropping 18 points at a .500 clip against Texas Tech.
- She then scored 12 more in a victory over Sam Houston, allowing her to average 15.0 ppg, to go along with 10 rebounds, and two assists.
- Love shot an efficient 47.6% and went 8-for-9 from the charity stripe.
- Defensively, she boasted a block and swiped five steals.
- Proctor was selected on 12/18 after averaging 19.5 ppg to go with 8.0 rpg after coming off the bench against Houston and Oregon .
- She first went 9-for-11 from the field for 19 points and five rebounds against the Cougars before logging a career-high 20 points and 11 rebounds against the Ducks on the road.
- Her double-double in the matchup with Oregon represented the first of her collegiate career.
- Coleman was awarded on 12/26 after posting 18 points and nine rebounds in a 75-64 victory over Seattle U and against on 1/6 after averaging 21.5 ppg and 11.5 rpg across contests against ECU and WSU
- Udo was selected on Jan. 15 after collecting seven rebounds with four assists and four points against Florida Atlantic, and recording a double-overtime game-winner against Charlotte.
- Following a 49er three-pointer with 13 seconds on the clock, Udo hauled in an offensive rebound and got a second-chance layup to fall, handing UTSA the lead with 1.8 seconds remaining in the period.
- She scored a career-high 26 points in the win, with nine rebounds, three blocks and a steal.
- On the week, Udo averaged 15 ppg at a 55% clip, with eight rpg, five blocks, a steal, and four assists.

DOWN GOES CHARLOTTE

- On Jan. 14, UTSA secured their third straight victory, with a freshman Idara Udo putback with 1.8 seconds remaining in double-overtime allowing UTSA to top Charlotte, 81-80.
- UTSA dealt Charlotte their first AAC loss of the season, knocking the 49ers off the top of the standings with the victory
- Udo dropped a career-high 26 points in the effort, shooting 69% from the field and collecting nine rebounds with three blocks to work her way onto the AAC Weekly Honor Roll.
- Newcomer Aysia Proctor was also excellent, logging a game-high 13 rebounds to go with 17 points, while senior Kyra White finished just shy of a triple-double.
- White scored nine points, hauled in 10 boards, and dished out nine assists in 44 minutes of action.

CROWN HER

- Redshirt junior Elyssa Coleman was phenomenal against Wichita State on Jan. 6, logging a career-high double-double and earning her a spot on the NCAA Starting Five for the week
- She scored 32 points at a 70% clip while hauling in 19 rebounds
- Coleman became the first member of the squad to record at least 19 rebounds since 2016, tying her for the fifth-best single-game performance in school history.
- Her 32 points are also tied for the 10th-best single-game performance in the program's history.
- As of 1/6, she's been the AAC's leader in blocks with 25, helping UTSA to the 22nd highest blocks per game total in the NCAA (5.1 bpg), and is the Roadrunner's top rebounder, with 7.9 rpg, propelling UTSA to the 11th-best rebounds per game average in the NCAA (46.0 rpg).
- Coleman also serves as UTSA's all-time blocking leader, swatting 120 shots across her career.

FIRST OF MANY

- On Jan. 6, 2024, UTSA won it's first ever American Athletic Conference contest, routing Wichita State 74-60 inside of the Convocation Center
- Redshirt junior Elyssa Coleman propelled the squad to victory with 32 points and 19 rebounds, while sophomore Sidney Love scored 16 and senior Kyra White 12
- As a team, UTSA recorded 12 more rebounds than the opposition, helping achieve 24 second-chance points and 36 points in the paint.

FRESHMAN PHENOM

- The American recognized Idara Udo on 12/26/23, selecting the Plano, Texas native as their Freshman of the Week after she delivered a solid shift off the bench in a 75-64 victory over Seattle U.
- Udo helped UTSA best the Redhawks to the tune of 15 points, nine rebounds, and two assists while going an incredibly efficient 62.5% from the field.
- The Roadrunners last boasted a Freshman of the Week on Nov. 22, 2021, after Elyssa Coleman claimed the C-USA accolade, dropping 14 points and 12 rebounds across a 66-60 win over UIW.
- Udo's accomplishment marks the first occasion in which a UTSA squad member was honored since joining the AAC.

ENTERING LEAGUE PLAY

- The Roadrunners enter their inaugural American Athletic Conference slate after going 6-5 across the teleconference slate
- UTSA will enter league play with a postie record for the first time since the 2013-14 campaign, when the team went 10-5 before kick-starting the C-USA slate
- The 'Runners bested New Mexico State, Texas A&M-Corpus Christi, UT Arlington, Sam Houston State, UTEP, and Seattle U, while falling to Arizona State, Texas Tech, Texas State, Houston and Oregon
- UTSA went 2-2 inside the Convocation Center, and 4-3 on the road

CLOSE BUT NO CIGAR

- The Roadrunners came close to making history on Dec. 14th as they fell to Houston, 66-64
- After trailing by as much as 22 points late in the second quarter a Sidney Love three-pointer put UTSA down two with 12 seconds remaining in the contest
- Houston, however, prevailed and the comeback fell short in what would have represented the largest deficit overcome in school history
- A 22 point comeback would also have tied UTSA for the 13th largest deficit overcome in the history of NCAA Division I Women's Hoops

90'S KIDS

- The Roadrunners scored 90 points on Dec. 3, 2023 in a victory over UTEP, marking the first time a UTSA squad has reached the benchmark since accomplishing the feat since a 97-47 win against Sul Ross State on Nov. 10, 2017
- The 24-point win represents the largest margin of victory in the Karen Aston era at UTSA.
- Redshirt junior Elyssa Coleman was an incredibly efficient 11-for-13, scoring a career-high 23 points and helping the team shoot 58% from the field.
- The squad also sunk eight three-pointers for their highest total of the season.
- Along with Coleman, sophomore Sidney Love posted 16 points, marking her sixth straight game achieving the feat, while classmate Siena Guttadauro and senior Kyra White each charted 12.

THE QUEEN OF THE COURT

- Redshirt junior Elyssa Coleman became the Roadrunners all-time blocking leader on 11/25/23 after she swatted three shots against Sam Houston
- On that day, she recorded her 106th block wearing a UTSA uniform, allowing her to surpass the previous record of 105 that was held by Whitney Wright who played for the Roadrunners from 2009-2013
- Coleman's 57 blocks across the 2022-23 campaign helped propel her towards this award and is currently tied with Kim Duncan for the second-best single season mark

WELCOME TO THE BLOCK PARTY

- The Roadrunners recorded the sixth-most blocks per game in the NCAA through the first month of the season, swatting 6.9 shots each time out
- Senior Elyssa Coleman heavily aided that figure, with 16 swats leading the American Athletic Conference and ranking 21st across the NCAA
- Not far behind, freshman Idara Udo ranked third in the American with 12 blocks and senior Kyra White sixth, logging 10.

IT'S A LOVE STORY

- Sidney Love had recorded double-digit scoring performances in seven consecutive contests dating from 11/15/23-12/14/23
- She first scored 10 points in a matchup with Texas A&M-Corpus Christi, before working a career-high 26 points against UT Arlington, dropping 18 on Texas Tech and 12 on Sam Houston
- Love then added 11 against Texas State and 16 against UTEP increasing her streak to six
- The streak concluded with a 13 point performance against Houston on Dec. 14

OFF TO A HOT START

- UTSA opened the season going 3-1 and using wins over New Mexico State, Texas A&M-Corpus Christi, and UT Arlington to capture a three-game winning streak
- The last time the Roadrunners started the season 3-1 against NCAA Division I opponents was the 2012-13 campaign
- That squad earned wins over UTRGV, Texas A&M-Corpus Christi and Austin Peay, while falling to Wichita State en route to a 16-14 overall record with a 10-8 mark in conference play

NOTES AND NEWS CONT.

FABULOUS FRESHMEN

- In their first week of collegiate competition, freshmen Idara Udo and Aysia Proctor delivered stellar performances
- Udo lead the AAC in rebounds per game on the first week of competition after averaging 10 rpg despite coming off the bench.
- She first scored 10 points and hauled nine boards in against Arizona State before snagging 11 rebounds in a win against New Mexico State.
- Additionally, she swiped two steals and swatter four shots, including a last-second block to secure a 58-55 victory over the Aggies.
- Proctor shot 75% from the field, scoring 21 points across the games against Arizona State and New Mexico State. In addition to her offensive success, she swiped a steal and hauled in 12 rebounds off the bench.

RUN IT BACK

- 11 Roadrunners are back in Navy and Orange, as the team graduated Queen Ulabo, Kennedy Harrell, and Deborah Nwakamma
- A star-studded cast returns with Jordyn Jenkins, Hailey Atwood, Kyra White, Sidney Love and Elyssa Coleman all slated to be back in action
- Jenkins represents the reigning C-USA Player and Newcomer of the Year, while Love was an All-Freshman team selection and Coleman an All-Defensive pick
- Rounding out the group, Atwood was crowned the C-USA Scholar Athlete of the Year and White an All-Texas Honorable Mention by Dave Campbell Texas Basketball
- Other returnees include sophomores Alexis Parker, Siena Guttadauro, Madison Cockrell, and Maya Linton, along with seniors Kyleigh McGuire and Nissa Sam-Grant

ALL ABOARD THE ASTON EXPRESS

- Five newcomers inked with UTSA ahead of the 2023-24 season; two entering the Alamo City via the portal and three true freshmen
- Notably, sophomore Cheyenne Rowe transferred in from James Madison where she was crowned Sun Belt Champion after appearing in 16 games for the Dukes.
- Also transferring into UTSA, junior Sarai Estupiñan has spent time with both St. Mary's (TX) and Tallahassee CC
- Guards Emma Lucio and Aysia Proctor joins as well, along with forward Idara Udo

INTO THE AMERICAN

- The Roadrunners are set to embark on their first season as a member of the American Athletic Conference
- UTSA went 44-107 in the C-USA era, and last won a championship as a member of the Southland
- The 'Runners were the 2002-03 SLC Regular Season Champs, and won the league again in 2008-09
- The program has won two SLC Tournaments in its history, punching its ticket to the NCAA Tournament in 2008 and 2009

FAST FACTS

#0 - ELYSSA COLEMAN

- 2022-23 C-USA All-Defensive Team selection...appeared in 32 games with 30 starts...averaged 9.3 ppg at a 44.6% shooting clip...logged 26.8 MPG, collecting 6.6 RPG and 57 blocks
- 2021-22: Played in 30 games with 18 starts...averaged 7.9 ppg and 4.9 rpg...led the team in field goals made (99) and blocked shots (38)...named C-USA Freshman of the Week on Nov. 21
- Transferred from the University of Texas...did not play due to injury...part of the Elite Eight team of 2021...in high school, ranked No. 12 forward in the class of 2020, according to ESPNW...played in 132 games and averaged 10.8 points, 8.1 rebounds, 2.1 blocks and 1.1 steals per game...named to the TABC Class 6A All-State Team and the District 22-6A Most Valuable Player in 2020
- Born on Feb. 27, 2002...daughter of Lorna and Quintin Coleman...has one brother, Jacody who played football at Iowa and Lamar...Pursuing a degree in sociology

#1 - HAILEY ATWOOD

- 2022-23: Was named the 2022-23 C-USA Scholar Athlete of the Year...C-USA All-Academic selection...2022-23 Teammate of the Year by Team IMPACT...appeared in 31 games with 20 starts...averaged 21.9 mpg, 4.1 ppg, 3.2 rpg, and 1.2 apg...shot 40.1% from the field
- 2021-22: Played in 27 games with 12 starts...averaged 3.4 points and 4.3 rebounds per game
- Transferred from Blinn College...played in 24 games as a sophomore, with 18.5 points, 7.0 rebounds and 2.7 assists per game...as a freshman earned NJCAA Academic All-America honors...attended Bowie High School
- Born on Dec. 27, 2000...daughter of Jennifer Atwood...has two brother, Trey Thomson and Carter Lewis...has two sisters, Avery and Aubrey Lewis

#2 - ALEXIS PARKER

- 2022-23: Participated in 21 games, averaging 12.7 MPG...posted 43 points at a 38.1% clip...hailed in 27 rebounds, dishing out 14 assists and swiping 10 steals
- Played four years at Brandeis High School...helped the Broncos to three playoff runs, including a fifth-round playoff appearance her sophomore season...three-time first-team all-academic honoree, three-time first-team all-district honoree, first-team all-area member and earned all-state accolades
- Born on Sept. 15, 2003...daughter of Cedrick and Jessica...sister of Cedrick Jr. and London...pursuing a degree in kinesiology, with a minor in biology

#3 - EMMA LUCIO

- Joins the Roadrunners from Robert Vela High School in Edinburg, Texas...named the District Newcomer of the Year, Second Team All-District, and Third Team All-Valley as a freshman...earned First Team All-District and Second Team All-Valley during her sophomore year...named Co-Offensive Player of the Year, First Team All-District, All-Valley Defensive Team, All State Team, and All-City MVP as a junior...two-time district champion
- Daughter of Jessica Ann Lucio and Sergio Lucio Sr...six brothers, Stephen, Charles, Edgar, Eric, Jason, and Sergio Jr...two sisters, Korina and Allison...pursuing a degree in kinesiology with the goal to build her own fitness organization

#4 - SIENA GUTTADAURO

- 2022-23: Logged three starts and 24 appearances in her inaugural season, averaging 12.3 MPG...scored 52 points with 18 assists and 29 rebounds
- Clubbed with the San Jose Cagers, a premier organization that dons a 90 percent winning percentage...helped the Archbishop Mity Monarchs to three WCAL Championships and two CIF Championships...2022 state runners-up...part of the 2020 Northern California Championship team...made 2020 State Finals but the game was canceled due to the COVID-19 pandemic
- Born on Oct. 26, 2003...daughter of Joe and Rosella Guttadauro...has three brothers, Joey, Anthony and Dominic...father played soccer at Santa Clara and brother played football at Linfield...majoring in communications with the goal of becoming a sports broadcaster

#5 - MADISON COCKRELL

- 2022-23: Sixteen appearances with two starts...averaged 11.1 MPG with 3.3 PPG and 1.5 RPG...shot 39.1% from the field, including 33.3% from beyond the arc
- Four-year letter winner in high school, three of which at Bishop Lynch HS under coach Andy Zhilman...received District Defensive Player of the Year during her junior campaign...named First Team All-State in 2021 and All Tournament at the 2021 State Tournament where she helped the Friars to a state championship
- Born on Sept. 8, 2003...daughter of Milton and Daphne Cockrell...has one brother, Dylan...father played football at OSU and her mother played basketball and ran track at Southwestern Christian College...pursuing a degree in criminology with plans to attend law school

#11 - SIDNEY LOVE

- 2022-23: C-USA All-Freshman Team selection...25 games played and 20 starts with 29.5 MPG...logged a team-high 29 three-pointers...shot 42.8% from the field, including 37.0% from beyond the arc...dished out 58 assists...15 double-digit scoring games
- In high school was named the 2022 Co-District MVP, a McDonald's All-American nominee and the Express-News Player of the Week all in her senior season...four-time academic all-district recipient, named District Defensive MVP her junior year, earned TGCA All-Star accolades and first-team all-district...helped the team become 2020 District Champions and Co-District Champions in 2021
- Born on Sept. 11, 2003...daughter of Kevin and Andrea Love...has two brothers, Kijana and Langston, and two sisters, Endaisia and Camille...her father played football for Texas A&M, her sisters, Endaisia and Camille, played soccer at Trinity and St. Mary's, respectively, and her brothers, Kijana and Langston played basketball at New Hampshire and Baylor...pursuing a degree in business management

#12 - AYSIA PROCTOR

- A local product from Samuel Clemens High School, Proctor was named to the All District First Team as a freshman in 2020...earned Texas Girls Coaches' Association All-State honors and Texas Association of Basketball Coaches All-Region honors in 2021...named to the 2021-22 UIL Girls All-Region Team...named to the All-District First Team in 2022
- Daughter of Bobby and Angela Proctor...father played basketball at the University of Colorado-Colorado Springs pursuing a degree in cyber security

#13 - SARAI ESTUPIÑAN

- Began her collegiate career at St. Mary's where she played in 10 games across the 2021-22 season...She averaged 2.6 ppg for the Rattlers, collecting eight steals and eight rebounds in 14.1 mpg...Estupiñan then transferred to Tallahassee CC where she was named Second-Team All-Panhandle Conference for her performance in the 2022-23 campaign...led TCC in scoring with 13.0 ppg, shooting 33.6% from the field
- Was a two-time First-Team All-District selection and named to the All-State Tournament team for Cedar Park High School...Helped the team win the 5A State Championship also earning Academic All-District honors along the way

#20 - MAYA LINTON

- 2022-23: Appeared in 27 games with 15.7 MPG...averaged 2.3 PPG, sinking shots at a 40.3% clip...hailed in 3.5 RPG
- Four-year letter winner at Duncanville High School...helped the Panthers to a Bi-District and area title...part of the Drive Nation 17U EYBL club team...received Defensive Player of the Year honors...awarded Second Team All-District and All-District Academic honors
- Daughter of Rose Fiomì...four sisters, Malia and McKenna Linton, Miranda Pohlman and Michaela Martinez...majoring in business

#21 - CHEYENNE ROWE

- Transfer from James Madison, Rowe appeared in 16 games as a freshman in the 2022-23 season...As a Duke, she averaged nine minutes and two points per game...She helped lead the team to a successful 26-8 season, winning the Sun Belt Tournament to earn an automatic bid into the NCAA Tournament
- A native of Ajax, Ontario, she played for the Canada U18 National Team at the 2022 FIBA Women's Americas where she won a silver medal...high school career included the 2019 Biosteel Girls Future MVP and Biosteel 2022 Team member...She represented Team Ontario in their U14 and U15 teams from 2017-19. Rowe was named First Team All-Star in U17 Canadian National Championships in 2019...She was also selected for Canadian National Assessment Camp.
- Rowe is the daughter of Waine Rowe and Hilary Chung-Rowe and has one sister, Ciara.

#22 - KYRA WHITE

- 2022-23: Named All-Texas Honorable Mention by Dave Campbell's Texas Basketball...started 28 games for the Roadrunners, averaging 33.2 MPG...led the team with 142 assists and 4.5 APG, the second-most in C-USA...third-most steals (24), blocks (27) and rebounds (160) on the team...averaged 7.9 PPG, shooting 33.7% from the field
- Transferred from the University of Southern California where she played the last three seasons...played in 77 games with 22 starts...scored 138 points, averaging 1.8 per game...also posted 131 rebounds, 49 steals, 25 blocks and 127 assists...a Converse Judson HS graduate where she was named the league MVP as a senior...was a three-time all-state first team honoree, selected 2016 league newcomer of the year and won the 2019 6A state championship...at Judson
- Born on Nov. 30, 2000...daughter of Christopher and Jennifer White...has two brothers, Jarehn and Isaac, and one sister, Cierra...her mother played softball at Texas Tech and her father played football at Texas A&M Commerce and in the Arena Football League for Houston in 2001. Also, her grandfather Rudy White played in the NBA for the Houston Rockets and Seattle Supersonics.

#23 - KYLEIGH MCGUIRE

- 2022-23: Appeared in 21 games averaging 4.4 MPG...scored 15 points with four assists, two blocks and a steal...shot 50% from the field
- 2021-22: Played in two games...named to the Conference USA Commissioner's Honor Roll.
- Named the 2020 District 22-6A Defensive Player of the Year, 2019 Offensive Player of the Year and the 2018 Most Improved Player at Atascocita HS
- Born on Nov. 12, 2001...daughter of Elisabeth Rasheed and Rasheed McGuire...one four brothers, Rasheed Jr., Angel, Christopher and Isaiah...also has two sisters, Kemaini and Jordyn...her stepdad ran track at TCU...biology major.

#23 - IDARA UDO

- Joins the UTSA family from Plano East High School...helped lead the Panthers to district championships in her sophomore and junior years...named Second Team All-District as a freshman and earned First Team honors her sophomore, junior, and senior year...named the Defensive Player of the Year as a sophomore and senior
- Daughter of Ituru Inim and Efrung Udo, one brother, Emem Udo and one sister Sema Udu...studying nursing

#23 - NISSA SAM-GRANT

- 2022-23: Did not appear
- Transferred from Panola College...previous played at Arkansas-Pine Bluff for two seasons...with the Golden Lions, Sam-Grant averaged 2.8 points, 4.6 rebounds and 1.6 blocks per game where she led the team in blocks and finished in the top four in the SWAC as a freshman...with the Ponies, the Toronto, Canada, native averaged 4.0 points, 5.0 rebounds and 1.8 blocks per game.
- Born on Nov. 30, 1999...daughter of Nigel Grant and Lisa Sam...three brothers, Tremaine, J'uel, and Kamal, one sister J'nae...majoring in multidisciplinary Studies

#23 - JORDYN JENKINS

- 2022-23: Conference USA Player of the Year...C-USA Newcomer of the Year...First-Team All-Conference...Became the third player in C-USA history to win all three awards and the first in 10 years...First Roadrunner to earn C-USA Player of the Year, also the first UTSA student-athlete to win four C-USA Player of the Week honors in a single season...awarded All-Texas First-Team by Dave Campbell's Texas Basketball...led the league with 659 points averaging 20.6 PPG at a 49.3% clip...659 points scored serves as the UTSA school record...79.0% free throw shooter...7.5 RPG and 1.3 SPG...posted nine double-doubles...career-high 40 points on Feb. 20 against North Texas, cementing a trilling 68-67 overtime victory on 12-for-20 shooting and a 13-for-16 performance at the charity stripe
- Transferred from the University of Southern California where she played for the last two seasons...played in 41 games with 35 starts after missing eight games during her debut season due to injury...scored 478 points, leading USC in scoring in the 2021-22 season with 384...also posted 236 rebounds, 36 steals, 31 blocks and 41 assists...as a sophomore in 2021-22, Jenkins starred for the Trojans, earning All Pac-12 honors and was tabbed Pac-12 Co-Most Improved Player after averaging a team-leading 14.8 points, 6.7 rebounds and 1.5 assists per game
- Kentridge High School graduate where she was a three-time all-state first-team honoree...helped her team to a 2017 state championship title and was a two-time league MVP...averaged 21.9 points and 9.2 rebounds in her junior season
- Born on Jan. 16, 2002...daughter of Alan and Joya Jenkins...sister of Alan Jenkins III and Taylor...studying multidisciplinary studies

SUPERLATIVES

2023-24 DOUBLE-DOUBLE TRACKER

Date / Opp.	Who	Stat
Nov. 18 at UT Arlington	Linton	15 Points / 10 Rebounds
Dec. 17 at Oregon	Proctor	20 Points / 11 Rebounds
Jan. 6 vs Wichita State	Coleman	32 Points / 19 Rebounds
Jan. 10 at Florida Atlantic	Coleman ²	16 Points / 10 Rebounds
Jan. 14 vs Charlotte	Proctor ²	17 Points / 13 Rebounds
Jan. 21 at UAB	White	11 Points / 10 Rebounds
Jan. 31 vs North Texas	Udo	14 Points / 12 Rebounds
Feb. 4 vs Tulane	Coleman ³	21 Points / 12 Rebounds

2023-24 DOUBLE-DIGIT POINTS

Date / Opp.	Who	Stat
Nov. 6 at Arizona State	Udo	10 Points
Nov. 6 at Arizona State	Linton	10 Points
Nov. 10 vs NM State	Proctor	19 Points
Nov. 10 vs NM State	White	13 Points
Nov. 15 at TAMUCC	White ²	18 Points
Nov. 15 at TAMUCC	Coleman	14 Points
Nov. 15 at TAMUCC	Love	10 Points
Nov. 18 at UT Arlington	Love ²	26 Points
Nov. 18 at UT Arlington	Linton ³	15 Points
Nov. 20 at Texas Tech	Love ³	18 Points
Nov. 20 at Texas Tech	White ³	13 Points
Nov. 20 at Texas Tech	Proctor ²	10 Points
Nov. 24 at Sam Houston	Coleman ²	17 Points
Nov. 24 at Sam Houston	White ⁴	14 Points
Nov. 24 at Sam Houston	Love ⁴	12 Points
Nov. 30 vs Texas State	Love ⁵	11 Points
Nov. 30 vs Texas State	Coleman ³	11 Points
Nov. 30 vs Texas State	Guttadauro	11 Points
Dec. 3 vs UTEP	Coleman ⁴	23 Points
Dec. 3 vs UTEP	Love ⁶	16 Points
Dec. 3 vs UTEP	White ⁵	12 Points
Dec. 3 vs UTEP	Guttadauro ²	12 Points
Dec. 14 vs Houston	Proctor ³	19 Points
Dec. 14 vs Houston	White ⁶	17 Points
Dec. 14 vs Houston	Love ⁷	13 Points
Dec. 17 at Oregon	Proctor ⁴	20 Points
Dec. 19 at Seattle U	Coleman ⁵	18 Points
Dec. 19 at Seattle U	Udo ²	15 Points
Dec. 19 at Seattle U	Proctor ⁴	10 Points
Dec. 19 at Seattle U	White ⁷	10 Points
Dec. 30 at Temple	White ⁸	16 Points
Dec. 30 at Temple	Coleman ⁶	11 Points
Dec. 30 at Temple	Udo ³	10 Points
Jan. 2 at East Carolina	Cockrell	13 Points
Jan. 2 at East Carolina	Coleman ⁷	11 Points
Jan. 6 vs Wichita State	Coleman ⁹	32 Points
Jan. 6 vs Wichita State	Love ⁸	16 Points
Jan. 6 vs Wichita State	White ⁹	12 Points
Jan. 10 at Florida Atlantic	Proctor ⁵	17 Points
Jan. 10 at Florida Atlantic	Coleman ⁹	16 Points
Jan. 10 at Florida Atlantic	White ¹⁰	12 Points
Jan. 10 at Florida Atlantic	Linton ³	10 Points
Jan. 14 vs Charlotte	Udo ⁴	26 Points
Jan. 14 vs Charlotte	Proctor ⁶	17 Points
Jan. 14 vs Charlotte	Coleman ¹⁰	12 Points
Jan. 16 vs South Florida	White ¹¹	23 Points
Jan. 16 vs South Florida	Proctor ⁷	19 Points
Jan. 21 at UAB	White ¹²	11 Points
Jan. 21 at UAB	Proctor ⁸	11 Points
Jan. 21 at UAB	Udo ⁵	11 Points
Jan. 26 at SMU	Udo ⁶	11 Points
Jan. 26 at SMU	Love ⁹	11 Points
Jan. 26 at SMU	Coleman ¹¹	11 Points
Jan. 31 vs North Texas	Udo ⁷	14 Points
Jan. 31 vs North Texas	Love ¹⁰	13 Points
Jan. 31 vs North Texas	Proctor ⁹	11 Points
Feb. 4 vs Tulane	Coleman ¹²	21 Points
Feb. 4 vs Tulane	Coleman ¹⁰	21 Points
Feb. 4 vs Tulane	Proctor ¹⁰	14 Points
Feb. 4 vs Tulane	Love ¹¹	10 Points
Feb. 11 vs UAB	Proctor ¹¹	14 Points
Feb. 11 vs UAB	White ¹³	12 Points
Feb. 11 vs UAB	Love ¹²	11 Points
Feb. 11 vs UAB	Jenkins	11 Points
Feb. 14 vs Tulsa	Love ¹³	16 Points
Feb. 14 vs Tulsa	White ¹⁴	15 Points
Feb. 14 vs Tulsa	Jenkins ²	11 Points
Feb. 14 vs Tulsa	Udo ⁸	11 Points
Feb. 14 vs Tulsa	Proctor ¹²	10 Points

2023-24 DOUBLE-DIGIT REBOUNDS

Date / Opp.	Who	Stat
Nov. 10 vs NM State	Udo	11 Rebounds
Nov. 18 at UT Arlington	Linton	10 Rebounds
Dec. 17 at Oregon	Coleman	13 Rebounds
Dec. 17 at Oregon	Proctor	11 Rebounds
Jan. 6 vs Wichita State	Coleman ²	19 Rebounds
Jan. 10 at Florida Atlantic	Coleman ³	10 Rebounds
Jan. 14 vs Charlotte	Proctor ²	13 Rebounds
Jan. 14 vs Charlotte	White	10 Rebounds
Jan. 21 at UAB	White ²	10 Rebounds
Jan. 26 at SMU	White ³	11 Rebounds
Jan. 31 vs North Texas	Udo ²	12 Rebounds
Feb. 4 vs Tulane	Coleman ⁴	12 Rebounds

2023-24 DOUBLE-DIGIT ASSISTS

Date / Opp.	Who	Stat
---	---	---

GAME-BY-GAME STARTERS

NOVEMBER		1	2	3	4	5
6	AT ARIZONA STATE	LOVE	ATWOOD	WHITE	LINTON	COLEMAN
10	NEW MEXICO STATE	LOVE	ATWOOD	WHITE	LINTON	COLEMAN
15	AT TAMUCC	LOVE	PARKER	WHITE	UDO	COLEMAN
18	AT UT ARLINGTON	LOVE	PARKER	WHITE	LINTON	COLEMAN
20	AT TEXAS TECH	LOVE	PARKER	WHITE	LINTON	COLEMAN
25	AT SAM HOUSTON STATE	LOVE	PROCTOR	WHITE	LINTON	COLEMAN
30	TEXAS STATE	LOVE	PROCTOR	WHITE	LINTON	COLEMAN

DECEMBER		1	2	3	4	5
3	UTEP	LOVE	ATWOOD	WHITE	UDO	COLEMAN
14	HOUSTON	LOVE	ATWOOD	WHITE	UDO	COLEMAN
17	AT OREGON	LOVE	ATWOOD	WHITE	UDO	COLEMAN
19	AT SEATTLE U	LOVE	ATWOOD	WHITE	UDO	COLEMAN
30	AT TEMPLE *	LOVE	ATWOOD	WHITE	LINTON	COLEMAN

JANUARY		1	2	3	4	5
2	AT EAST CAROLINA *	LOVE	ATWOOD	WHITE	UDO	COLEMAN
6	WICHITA STATE *	LOVE	PROCTOR	WHITE	UDO	COLEMAN
10	AT FAU *	LOVE	PROCTOR	WHITE	UDO	COLEMAN
14	CHARLOTTE *	LOVE	PROCTOR	WHITE	UDO	COLEMAN
16	USF *	LOVE	PROCTOR	WHITE	UDO	COLEMAN
21	AT UAB *	LOVE	PROCTOR	WHITE	UDO	COLEMAN
27	AT SMU *	LOVE	PROCTOR	WHITE	LINTON	UDO
31	NORTH TEXAS *	LOVE	PROCTOR	WHITE	UDO	COLEMAN

FEBRUARY		1	2	3	4	5
4	TULANE *	LOVE	PROCTOR	WHITE	UDO	COLEMAN
11	UAB *	LOVE	PROCTOR	WHITE	LINTON	UDO
14	AT TULSA *	LOVE	PROCTOR	WHITE	UDO	COLEMAN
18	AT NORTH TEXAS *	---	---	---	---	---
22	TEMPLE *	---	---	---	---	---
25	FAU *	---	---	---	---	---
28	AT MEMPHIS *	---	---	---	---	---

MARCH		1	2	3	4	5
2	AT WICHITA STATE *	---	---	---	---	---

BREAKDOWN		1	2	3	4	5
#0	Elyssa Coleman	---	---	---	---	21
#1	Hailey Atwood	---	7	---	---	---
#2	Alexis Parker	---	3	---	---	---
#3	Emma Lucio	---	---	---	---	---
#4	Siena Guttadauro	---	---	---	---	---
#5	Madison Cockrell	---	---	---	---	---
#11	Sidney Love	23	---	---	---	---
#12	Aysia Proctor	---	13	---	---	---
#13	Sarai Estupiñan	---	---	---	---	---
#20	Maya Linton	---	---	---	9	---
#21	Cheyenne Rowe	---	---	---	---	---
#22	Kyra White	---	---	23	---	---
#23	Kyleigh McGuire	---	---	---	---	---
#25	Idara Udo	---	---	---	14	2
#30	Nissa Sam-Grant	---	---	---	---	---
#32	Jordyn Jenkins	---	---	---	---	---

THE LAST TIME...

TEAM

PLAYED A RANKED TEAM

vs No. 21 Middle Tennessee (W, 58-53) - 2/4/23

BEAT A RANKED TEAM

vs No. 21 Middle Tennessee (W, 58-53) - 2/4/23

LOST TO A RANKED TEAM AT HOME

at No. 23 Texas A&M (L, 51-77) - 12/20/21

LOST TO A RANKED TEAM ON THE ROAD

at No. 23 Texas A&M (L, 51-77) - 12/20/21

PLAYED AN OVERTIME GAME

vs North Texas (W, 75-67) - 1/31/24

PLAYED A DOUBLE-OVERTIME GAME

vs Charlotte (W, 81-80) - 1/14/24

PLAYED A TRIPLE-OVERTIME GAME

vs FIU (L, 103-107) - 2/6/21

SCORED 100+ POINTS

UTSA: 103, vs FIU - 2/6/21

Opp: 107, vs FIU - 2/6/21

SCORED 90+ POINTS

UTSA: 90 vs UTEP (W, 90-66) - 12/3/23

Opp: 93 at Houston (L, 89-93) - 12/19/22

SCORED LESS THAN 50 POINTS

UTSA: 48, at Oregon - 12/17/23

Opp: 42, vs South Florida - 1/16/24

SHOT 50+ PERCENT FROM THE FIELD

UTSA: 58.3% (35-60), vs UTEP - 12/3/23

Opp: 56.1% (32-57), at Florida Atlantic - 2/13/21

SHOT LESS THAN 40 PERCENT FROM THE FIELD

UTSA: 39.4% (26-66), vs Tulane - 2/4/24

Opp: 36.8% (21-57), vs UAB - 2/11/24

SHOT LESS THAN 30 PERCENT FROM THE FIELD

UTSA: 26.0% (20-77), at Oregon - 12/17/23

Opp: 28.9% (22-76), vs North Texas - 1/31/24

WON BY 20+ POINTS

UTSA: (24) (90-66), vs UTEP - 12/3/23

Opp: (28) (54-82), at East Carolina - 1/2/24

WON BY 35+ POINTS

UTSA: (43) (80-37), vs Sul Ross State - 11/25/20

Opp: (39) (41-80), at Middle Tennessee - 1/5/23

HAD 2+ 20-POINT SCORERS

UTSA: Jordyn Jenkins (25) & Sidney Love (22), at Charlotte

- 3/2/23

Opp: Karina Gordon (22) & Danae McNea (20), at East Carolina

- 1/2/24

FORCED 30+ TURNOVERS

UTSA: 30, vs Concordia Texas - 11/6/19

Opp: 31, at Texas Tech - 11/20/23

PLAYER

SCORED 40+ POINTS

UTSA: 40, Jordyn Jenkins, at North Texas - 2/20/237

Opp: 43, Keila Shelton, vs Louisiana Tech - 2/7/13

SCORED 30+ POINTS

UTSA: 32, Elyssa Coleman, vs Wichita State - 1/6/24

Opp: 31, Acacia Hayes, at Western Kentucky - 1/7/23

RECORDED A TRIPLE-DOUBLE

UTSA: Monica Gibbs (19 pts, 11 reb, 11 ast), at Texas A&M-Corpus Christi

Opp: N/A

ONE PLAYER RECORDED A DOUBLE-DOUBLE

UTSA: Elyssa Coleman (21 points & 12 rebounds), vs Tulane - 2/4/24

Opp: Amirah Abdur-Rahim (15 points & 10 rebounds), at SMU - 1/30/24

TWO PLAYERS RECORDED A DOUBLE-DOUBLE

UTSA: Yuiyana Valcheva (25 pts & 15 reb) & Kyleigh McGuire (12 pts & 13 reb), vs FIU - 2/6/21

Opp: Janeta Rozentale (17 pts & 10 reb) & Iggy Allen (23 pts & 16 reb), at Florida Atlantic - 2/12/21

RECORDED 20+ REBOUNDS

UTSA: 23, Anika Anderson, vs Sam Houston State - 2/21/09

Opp: 20, Briana Wright, vs FIU - 2/13/16

RECORDED 15+ REBOUNDS

UTSA: 19, Elyssa Coleman, vs Wichita State - 1/6/24

Opp: 16, Zakyia Weathersby, UAB - 1/1/22

TWO OR MORE PLAYERS RECORDED DOUBLE-DIGIT REBOUNDS

UTSA: Aysia Proctor (13) & Kyra White (10), vs Charlotte - 1/14/24

Opp: Iggy Allen (10) & Brianna Jackson (12), Old Dominion - 1/13/21

RECORDED 20+ POINTS & 20+ REBOUNDS

UTSA: Ashleigh Franklin (22 pts, 22 reb), at Sam Houston State - 2/20/10

Opp: Jessica Kuster (21 pts, 21 reb), vs Rice - 12/20/11

RECORDED 10+ ASSISTS

UTSA: 10, Karrington Donald, vs Rice - 1/2/21

Opp: 11, Courtney Blakely, at Middle Tennessee - 1/5/23

MADE 8+ 3-POINTERS

UTSA: 8, Terrie Davis, vs Lamar - 1/12/08

Opp: N/A

MADE 7+ 3-POINTERS

UTSA: 7, Ashley Spatletta, vs UT Arlington - 2/9/13

Opp: 7, Katelyn Crosthwait, at Rice - 1/16/23

MADE 6+ 3-POINTERS

UTSA: 6, Carlie Heineman, vs Old Dominion - 1/13/18

Opp: 6, Karina Gordon, at East Carolina - 1/2/24

MADE 15+ FREE THROWS

UTSA: 15, Mikayla Woods, vs Sam Houston State - 12/8/19

Opp: 18, Jennie Simms, at Old Dominion - 2/27/16

MADE 10+ FREE THROWS

UTSA: 10, Jordyn Jenkins, vs Rice - 3/9/23

Opp: 11, Destiny Thurman, at UTEP - 1/23/22

RECORDED 5+ BLOCKS

UTSA: 6, Elyssa Coleman, at FIU - 1/21/23

Opp: 5, Amirah Abdur-Rahim, at SMU - 1/30/24

RECORDED 5+ STEALS

UTSA: 6, Maya Linton, at Tulsa - 2/14/24

Opp: 6, Danae McNeal, at East Carolina - 1/2/24

PLAYED EVERY MINUTE (REGULATIONS)

UTSA: Karrington Donald, at Southern Miss - 1/23/21

Opp: Maya Perry, at Florida Atlantic - 1/10/24

TWO PLAYERS PLAYED EVERY MINUTE (REGULATION)

UTSA: Chrystal Chidomere & Loryn Goodwin, vs Rice - 2/16/16

Opp: Courtney Blakely & Jalynn Gregory, at Middle Tennessee - 1/5/23

PLAYED EVERY MINUTE (+OT)

UTSA: Monica Gibbs, vs Baylor - 3/22/09

Opp: Destinee Rogers, at Central Arkansas - 2/11/09

PLAYED EVERY MINUTE (+2OT)

UTSA: Ashleigh Franklin, vs Nicholls - 2/19/11

Opp: Ricshanda Bickham & KK Babin, vs Nicholls - 2/19/11

FOULED OUT

UTSA: Elyssa Coleman, vs Charlotte - 1/14/24

Opp: Tracey Hueston, vs Charlotte - 1/14/24

TWO OR MORE PLAYERS FOULED OUT

UTSA: Sidney Love & Idara Udo, at Texas Tech - 11/20/23

Opp: Tommisha Lampkin & Aniyah Johnson, at North Texas - 1/26/23

5 OR MORE PLAYERS SCORED IN DOUBLE DIGITS

UTSA: Sidney Love (16), Kyra White(15), Idara Udo (11),

Jordyn Jenkins (11), Aysia Proctor (10), at Tulsa - 2/14/24

Opp: Eric Wilson (22), Sabine Lipe (13), Elina Arike (12), Avery

Crouse (11), Jazion Jackson (10), at UTEP - 2/11/23

NO ONE SCORED IN DOUBLE DIGITS

UTSA: at Florida Atlantic - 1/29/22

Opp: vs Texas A&M-Kingsville - 11/16/16

INTRODUCING HEAD COACH KAREN ASTON



Head Coach

Karen Aston
Third Season
317-199 (32-53 UTSA)

X @CoachKarena

Karen Aston, former head coach at Texas, North Texas and Charlotte, was named the 10th head coach in program history on March 29, 2021.

Throughout her first two seasons at UTSA, Aston has compiled a 20-42 record, going 7-23 (3-14, C-USA) in her inaugural year before collecting a 58-57 overtime win over UTEP at the league's postseason tournament.

She then led the 'Runners to a 13-19 (9-1, C-USA) campaign in the 2022-23. Her squad opened up the C-USA tournament with a thrilling 69-68 win over No. 11 seed Florida Atlantic, before besting No. 3 seed Rice 62-54 to advance to the leagues semifinals where they fell to No. 2 seed Western Kentucky.

Jordyn Jenkins had a fantastic season under Aston's tutelage, taking home 2022-23 C-USA Player of the Year, Newcomer of the Year, and First-Team All-C-USA.

Aston has been consistently recognized as one of the top coaches in the nation. She was one of four finalists for the Naismith Women's College Coach of the Year award in 2017 and was one of 10 semifinalists for the honor in 2018. Aston also earned Big 12 Coach of the Year accolades in 2017.

Aston has a career record of 305-188 [.618] which includes head coaching positions at Charlotte, North Texas and Texas. In her 13 seasons as a head coach, Aston's teams have averaged 22 wins per year and have made a combined 10 postseason appearances.

At the University of Texas, Aston led the Longhorns to a 184-83 [.689] record in eight seasons. In her final seven seasons combined at Texas, Aston's teams averaged 24.6 wins per year, making six NCAA Tournament appearances. From 2015-18, her squads made four consecutive NCAA Sweet 16 showings, marking the first time that had been accomplished at Texas since 1990. Aston also directed the 2015-16 Longhorns to the program's first NCAA Elite Eight appearance since 2003.

Aston, who also spent eight years as an assistant and associate head coach at Texas for Naismith Hall of Fame head coach Jody Conradt, stands as Texas' second-winningest coach all-time behind Conradt's 783 victories.

Three of Aston's Texas players [Nneka Enemkpali, Imani McGee-Stafford and Ariel Atkins] were drafted by WNBA teams with McGee-Stafford [10th] and Atkins [7th] being selected as first-round picks. As a starter, Atkins helped lead the Washington Mystics to the 2019 WNBA Championship and has earned WNBA All-Defensive Team honors in each of her two seasons.

Defense has been a staple of Aston's teams her entire coaching career. Each of her eight teams at Texas ranked in the top-25 nationally in rebounding margin, including three years in the top-five. Her 2017-18 and 2018-19 teams ranked third in the NCAA in rebounding margin. Four of the top-eight single-season team rebounding averages in Texas history came during Aston's tenure, as did five of the top-nine best seasons in field-goal percentage defense.

Aston's prowess as one of the nation's best recruiters is also well known. Five of the classes she recruited to Texas were ranked among the top-11 in the nation according to ESPN.com, including three top-five classes. Recruits Charli Collier and Joyner Holmes were both No. 2 prospects according to ESPN and were listed as the nation's top recruits by some services. Aston brought 14 McDonalds All-Americans to Texas during her eight seasons.

In a season shortened due to COVID-19, the 2019-20 Longhorns posted a 19-11 overall record and finished third in the Big 12 Conference. A season that began with off-season injuries to a number of key contributors featured some impressive accomplishments. Texas defeated three Associated Press Top-25 teams, including knocking off No. 1 Stanford, which marked the program's first win against an AP No. 1 squad since 2004. The Longhorns also won at No. 17 and previously undefeated Tennessee, and earned a road victory against No. 25 TCU. Texas led the nation in double-doubles during the 2019-20 campaign with 31.

Aston mentored Collier, a sophomore center, to First-Team All-Big 12 Conference honors, as she was one of only six players in the league to average a double-double. Collier became the first player in program history to average more than seven defensive rebounds per game in a single season. Freshman guard Celeste Taylor was a Big 12 All-Freshman Team selection and earned three Big 12 Freshman of the Week accolades.

In 2018-19, Aston led Texas to a 23-10 overall record and a third-place showing in the Big 12 Conference with a 12-6 overall mark. The Longhorns advanced to the semifinals of the Big 12 Conference Tournament for the sixth consecutive year. It marked the sixth year in a row that the Longhorns had won 20 or more games.

Under Aston's tutelage, junior point guard Sug Sutton earned First-Team All-Big 12 Conference honors in 2018-19 and was named to the Big 12 All-Tournament Team. She led the Longhorns in scoring [12.7 points per game], assists per game [5.4] and steals per game [1.3]. Sutton scored in double figures 23 times, including four 20-point performances, and her 178 assists on the year marked the seventh-most in a single-season in school history. She was the conference's best all-around point guard as a junior.

In 2017-18, Aston led the Longhorns to a 28-7 overall record and a second-place finish in the Big 12 Conference with a 15-3 overall mark. Texas advanced to the championship game of the Big 12 Conference Tournament for the third time in four years. It marked the fourth year in a row that the Longhorns had won 24 or more games.

For the third time in four seasons, Aston had one of her players selected in the WNBA Draft in 2018. Atkins was chosen with the No. 7 pick by the Washington Mystics, making her the third-highest draft pick in Texas history.

INTRODUCING HEAD COACH KAREN ASTON

The Aston File

HEAD COACHING EXPERIENCE

2021- Present: Head Coach, UTSA
2012-2020: Head Coach, Texas
2011-12: Head Coach, North Texas
2007-11: Head Coach, Charlotte
2006-07: Associate Head Coach, Baylor
2000-06: Associate Head Coach, Texas
1998-00: Assistant Coach, Texas
1996-98: Assistant Coach, North Texas
1994-96: Assistant Coach, Baylor
1993-94: Head Coach, Fort Smith Northside (HS)
1988-93: Head Coach, Vilonia High School

COLLEGIATE HEAD COACHING RECORD

Overall: 317-199 (.618)
UTSA: 32-53 (.381)

Under Aston's direction, Atkins and fellow senior Brooke McCarty concluded their decorated Texas careers in 2017-18. It marked the end of an impressive four-year span that saw the Longhorns post a 108-32 [.771] overall record, four NCAA Tournament appearances, four NCAA Sweet 16 appearances, one NCAA Elite Eight appearance and three Big 12 Conference second-place finishes. Aston was a semifinalist for the Naismith Coach of the Year award.

Aston was named the Big 12 Conference Coach of the Year in 2016-17, as the Longhorns swept the league's annual honors. McCarty was named the Big 12 Player of the Year, Brianna Taylor was selected as the Big 12 Defensive Player of the Year and Holmes earned Big 12 Freshman of the Year accolades. Aston was one of four finalists nationally for the Naismith Coach of the Year honor.

The Longhorns recorded a 25-9 overall record during the 2016-17 campaign. Texas strung together a 19-game winning streak during the course of the season, which ranks tied for the 10th-longest spree in program history. With a rigorous slate that featured 14 top-25 opponents, the Longhorns recorded seven victories against ranked foes. Texas won 14 consecutive games to start Big 12 Conference play, which marked the best start to the Big 12 schedule in school history. The Longhorns charted a 15-3 record in Big 12 play to finish second in the conference for the second consecutive year.

In 2015-16, Aston led Texas to an historic season. The Longhorns posted a 31-5 overall record, which marked the school's most victories since the 1987-88 season, and tied the school record for most Big 12 Conference wins [15] in a single season. Texas hosted the NCAA First and Second Rounds for the first time since 2010 and advanced to the NCAA Elite Eight for the first time since 2003. The Longhorns opened the year with a 16-0 record, marking the third-best start in program history.

McGee-Stafford, a senior center, was named an honorable mention All-America selection from both the Associated Press and the Women's Basketball Coaches Association in 2015-16, and became the first player in program history to reach the combined milestone of 1,000 career points, 1,000 career rebounds and 200 career blocks. McGee-Stafford

was the fourth player in school history to be drafted in the first round of the WNBA Draft, going to the Chicago Sky with the 10th overall pick.

The 2014-15 Longhorns began the season on a 13-game winning streak and capped the year with a run to the NCAA Sweet 16. Texas finished with a 24-11 overall record and advanced to the championship game of the Big 12 Tournament for the first time since 2004. The Longhorns won nine of their last 12 games and posted what were then their most wins in more than a decade. Enemkpali was selected by the Seattle Storm in the third round of the 2015 WNBA Draft.

In 2013-14, Texas began a steady incline that included five wins against ranked opponents, a third-place finish in the Big 12 standings, a 10-win improvement from the previous season, and winning a game in the NCAA Tournament for the first time since 2008. UT's tie for third place in the Big 12 was its highest league finish since 2005.

Aston returned to the Forty Acres in 2012 after five years of experience reviving the women's basketball programs at the University of North Carolina at Charlotte and the University of North Texas.

Aston tripled the Mean Green's victory total in one season, as UNT went 15-16 during the 2011-12 season under her direction after winning just five games the previous year. At Charlotte, Aston led the program to record-breaking heights, with 86 victories in four seasons, including a school-record 27 wins in 2010-11.

Aston led the 49ers to four consecutive postseason appearances and the 2009 Atlantic 10 Tournament Championship en route to the school's second ever NCAA Tournament appearance. In her final season at Charlotte, Aston's squad advanced to the WNIT Final Four.

While on Conradt's Texas staff from 1998-2006, Aston helped the Longhorns post a 173-83 [.676] record during that span, with seven NCAA Tournament appearances, two trips to the Sweet 16 and a march to the 2003 Final Four. The Longhorns also captured the 2003 Big 12 regular-season and tournament titles, and UT shared the 2004 Big 12 regular-season title. Aston was promoted from assistant coach to associate head coach in July of 2000 after serving as an assistant coach for two seasons.

During her time as an assistant on the Forty Acres, Aston spearheaded the signing of 25 nationally-recognized recruits, including seven McDonald's High School All-Americans and seven WBCA/Nike All-Americans. Two of those high school All-Americans - Tiffany Jackson and Erika Arriaran - were named National High School Players of the Year. All eight of the recruiting classes Aston attracted were nationally ranked, including the No. 1 class in the nation in 2005-06.

Aston first came to Austin in 1998 from the University of North Texas, where she served as an assistant coach for two seasons [1996-98]. Prior to joining the North Texas staff, Aston was an assistant coach at Baylor for two seasons [1994-96].

Following Aston's initial stint on the Forty Acres, she was named associate head coach at Baylor during the 2006-07 season. With Aston on board, the Lady Bears won 26 games and reached the second round of the NCAA Tournament.

INTRODUCING HEAD COACH KAREN ASTON

Before entering the collegiate coaching ranks, Aston was recognized as one of the top high school coaches in the nation. She coached five years at Vilonia High School [1988-93] in Vilonia, Ark., and one year at Fort Smith Northside [1993-94] in Fort Smith, Ark. She guided Fort Smith Northside to a 24-10 record and a fifth-place finish in Class 4A. For her efforts, she was named the Arkansas Northwest Region Coach of the Year.

While at Vilonia, Aston was not only the head basketball coach but also the head cross country and track coach. In 1992-93, she was named the Arkansas Basketball Coach of the Year after leading Vilonia to a 36-1 record and a Class 2A State Championship. Aston's cross country teams also claimed back-to-back state titles in 1991 and 1992.

A native of Benton, Ark., Aston was a two-time first-team all-state selection at Bryant High School. She capped her high school career by leading Bryant to the 1982 Arkansas Class 4A State Championship. Aston earned a bachelor of arts degree in physical education from Little Rock in 1987. She played two seasons of basketball at UALR after transferring from Ouachita Baptist.


In 2019, Aston was inducted into the Trojan Athletics Hall of Fame at the University of Arkansas at Little Rock and the Bryant [Ark.] High School Athletic Hall of Honor.



Aston alongside 2022-23 C--USA Player of the Year Jordyn Jenkins



2023-24 UTSA WOMEN'S BASKETBALL ROSTER



0

ELYSSA COLEMAN
R-JR • F • 6-3
HOUSTON, TEXAS



1

HAILEY ATWOOD
GS • G • 5-8
AUSTIN, TEXAS



2

ALEXIS PARKER
SO • G • 5-9
SAN ANTONIO, TEXAS



3

EMMA LUCIO
FR • G • 5-9
EDINBURG, TEXAS



4

SIENA GUTTADAURO
SO • G • 5-6
SAN JOSE, CALIFORNIA



5

MADISON COCKRELL
SO • G • 5-4
DALLAS, TEXAS



11

SIDNEY LOVE
SO • G • 5-8
CIBOLO, TEXAS




12

AYSIA PROCTOR
FR • G • 5-8
SCHERTZ, TEXAS



13

SARAI ESTUPIÑAN
JR • G • 5-5
CEDAR PARK, TEXAS



20

MAYA LINTON
SO • F • 5-11
DUNCANVILLE, TEXAS




21

CHEYENNE ROWE
SO • F • 6-2
AJAX, ONTARIO, CANADA



22

KYRA WHITE
SR • G • 5-9
SAN ANTONIO, TEXAS




23

KYLEIGH MCGUIRE
SR • F • 5-11
HOUSTON, TEXAS



25

IDARA UDO
FR • F • 6-1
PLANO, TEXAS



30

NISSA SAM-GRANT
SR • C • 6-4
TORONTO, ONTARIO, CANADA



32

JORDYN JENKINS
SR • F • 6-0
KENT, WASHINGTON



HC

KAREN
ASTON



AC

JAMIE
CAREY



AC

EMPRESS
DAVENPORT



AC

CAMERON
MILES

ROSTER ANALYSIS

NUMERICAL ROSTER

#	NAME	POS	HT	YR.	EXP	HOMETOWN / PREVIOUS SCHOOL
0	Elyssa Coleman	F	6-3	R-Jr.	2L	Houston, Texas/Atascocita HS/Texas
1	Hailey Atwood	G	5-8	GS.	2L	Austin, Texas/Bowie HS/Blinn CC
2	Alexis Parker	G	5-9	So.	1L	San Antonio, Texas/Brandeis HS
3	Emma Lucio	G	5-9	Fr.	HS	Edinburg, Texas / Robert Vela HS
4	Siena Guttadauro	G	5-6	So.	2L	San Jose, Calif./Archbishop Mitty HS
5	Madison Cockrell	G	5-4	So.	1L	Dallas, Texas/Bishop Lynch HS
11	Sidney Love	G	5-8	So.	1L	Cibolo, Texas/Steele HS
12	Aysia Proctor	G	5-8	Fr.	HS	Schertz, Texas / Samuel Clemens HS
13	Sarai Estupiñan	G	5-5	Jr.	TR	Cedar Park, Texas / St. Mary's (TX) / Tallahassee CC
20	Maya Linton	F	6-0	So.	1L	Duncanville, Texas/Duncanville HS
21	Cheyenne Rowe	F	6-2	So.	TR	Ajax, Ontatio / Bill Crothers Secondary School / JMU
22	Kyra White	G	5-9	Sr.	1L	Converse, Texas/Judson HS/Southern California
23	Kyleigh McGuire	F	5-10	Sr.	3L	Houston, Texas/Atascocita HS
25	Idara Udo	F	6-1	Fr.	HS	Plano, Texas / Plano East HS
30	Nissa Sam-Grant	C	6-4	Sr.	1L	Marietta, Ga./Wheeler HS/Panola CC
32	Jordyn Jenkins	F	6-0	Sr.	1L	Kent, Wash./Kentridge HS/Southern California

ALPHABETICAL ROSTER

#	NAME	POS	HT	YR.	EXP	HOMETOWN / PREVIOUS SCHOOL
1	Hailey Atwood	G	5-8	GS.	2L	Austin, Texas/Bowie HS/Blinn CC
5	Madison Cockrell	G	5-4	So.	1L	Dallas, Texas/Bishop Lynch HS
0	Elyssa Coleman	F	6-3	R-Jr.	2L	Houston, Texas/Atascocita HS/Texas
13	Sarai Estupiñan	G	5-5	Jr.	TR	Cedar Park, Texas / St. Mary's (TX) / Tallahassee CC
4	Siena Guttadauro	G	5-6	So.	2L	San Jose, Calif./Archbishop Mitty HS
32	Jordyn Jenkins	F	6-0	Sr.	1L	Kent, Wash./Kentridge HS/Southern California
20	Maya Linton	F	6-0	So.	1L	Duncanville, Texas/Duncanville HS
11	Sidney Love	G	5-8	So.	1L	Cibolo, Texas/Steele HS
3	Emma Lucio	G	5-9	Fr.	HS	Edinburg, Texas / Robert Vela HS
23	Kyleigh McGuire	F	5-10	Sr.	3L	Houston, Texas/Atascocita HS
2	Alexis Parker	G	5-9	So.	1L	San Antonio, Texas/Brandeis HS
12	Aysia Proctor	G	5-8	Fr.	HS	Schertz, Texas / Samuel Clemens HS
21	Cheyenne Rowe	F	6-2	So.	TR	Ajax, Ontatio / Bill Crothers Secondary School / JMU
30	Nissa Sam-Grant	C	6-4	Sr.	1L	Marietta, Ga./Wheeler HS/Panola CC
25	Idara Udo	F	6-1	Fr.	HS	Plano, Texas / Plano East HS
22	Kyra White	G	5-9	Sr.	1L	Converse, Texas/Judson HS/Southern California

ROSTER BREAKDOWN

BY CLASS	BY POSITION	BY STATE
Graduate Student (1) Atwood	Guard (9) Atwood, Parker, Guttadauro, Cockrell, Love, White, Lucio, Proctor, Estupiñan	Texas (12) Atwood, Estupiñan, Love, White, Cockrell, Linton, Lucio, McGuire, Coleman, Udo, Parker, Proctor
Senior (4) Jenkins, McGuire, Sam-Grant, White	Forward (6) Coleman, Jenkins, Udo, Rowe, Linton, McGuire	Ontario, Canada (2) Rowe, Sam-Grant
Junior (2) Coleman, Estupiñan	Center (1) Sam-Grant	California (1) Guttadauro
Sophomore (6) Love, Parker, Guttadauro, Cockrell, Linton, Rowe		Washington (1) Jenkins
Freshman (3) Lucio, Proctor, Udo		

PRONUNCIATION GUIDE

FIRST	LAST
0 Elyssa Coleman	alyssa
4 Siena Guttadauro	Goo-tuh-DAR (like far)-roh
12 Aysia Proctor	Asia
13 Sarai Estupiñan	eh-stew-pin-yawn
22 Kyra White	KEER-uh
30 Nissa Sam-Grant	NEE-suh

Visit gouts.com/wbbnames to listen to audio pronunciations

- Head Coach: Karen Aston (Third season • Little Rock, 1987)
- Associate Head Coach: Jamie Carey (Third season • Texas, 2004)
- Assistant Coach: Empress Davenport (Third season • Texas, 2016)
- Assistant Coach: Cameron Miles (Third season • San Diego, 2013)
- Director of Operations: Chantel Govan (First season • UTSA, 2022)
- Athletic Trainer: Tam-Anh Nguyen (First season • Texas, 2019)
- Director of Basketball Performance: Carl Austin III (Third season • UTSA, 2018)
- Player Development Coordinator: Sophia Ramos (First season • San Diego State, 2022)
- Graduate Assistant: Angel Almaguer (First Season • UTSA 2022)

2023-24 COMBINED STATS

Game Records

Record	Overall	Home	Away	Neutral
ALL GAMES	12-11	7-3	5-8	0-0
CONFERENCE	6-6	5-1	1-5	0-0
NON-CONFERENCE	6-5	2-2	4-3	0-0

Score by Periods

Team	1st	2nd	3rd	4th	OT	TOT
UTSA	336	349	383	381	56	1505
Opponents	348	380	354	359	48	1489

Team Box Score

No.	Player				Total			3-Point		F-Throw		Rebounds										
		GP-GS	MIN	AVG	FG-FGA	FG%	3FG-3FGA	3FG%	FT-FTA	FT%	OFF	DEF	TOT	AVG	PF	DQ	A	TO	BLK	STL	PTS	AVG
0	COLEMAN, Elyssa	22-21	601:43	27.4	109-243	.449	3-10	.300	29-46	.630	55	111	166	7.5	66	5	16	44	34	17	250	11.4
32	JENKINS, Jordyn	2-0	26:26	13.2	7-25	.280	1-5	.200	7-7	1.000	5	8	13	6.5	5	0	2	1	1	1	22	11.0
11	LOVE, Sidney	23-23	702:03	30.5	90-244	.369	16-71	.225	57-70	.814	16	61	77	3.3	63	1	68	68	2	30	253	11.0
22	WHITE, Kyra	23-23	801:12	34.8	93-281	.331	30-114	.263	35-52	.673	22	110	132	5.7	47	0	113	73	26	25	251	10.9
12	PROCTOR, Aysia	22-12	554:14	25.2	96-200	.480	29-66	.439	10-18	.556	32	93	125	5.7	37	1	30	50	7	14	231	10.5
25	UDO, Idara	23-15	511:43	22.2	77-159	.484	0-0	.000	38-66	.576	84	61	145	6.3	63	2	17	43	20	13	192	8.3
20	LINTON, Maya	20-10	363:39	18.2	25-67	.373	3-11	.273	20-35	.571	38	51	89	4.5	59	3	7	20	1	28	73	3.7
4	GUTTADAURO, Siena	16-0	163:20	10.2	15-45	.333	13-37	.351	1-2	.500	5	14	19	1.2	9	0	9	17	1	0	44	2.8
21	ROWE, Cheyenne	21-0	207:28	9.9	19-42	.452	1-2	.500	10-17	.588	30	28	58	2.8	17	0	6	6	2	2	49	2.3
5	COCKRELL, Madison	18-0	151:29	8.4	11-37	.297	7-20	.350	6-8	.750	6	20	26	1.4	19	0	8	12	1	12	35	1.9
23	MCGUIRE, Kyleigh	12-0	75:14	6.3	10-17	.588	0-0	.000	3-4	.750	6	9	15	1.3	12	0	5	7	0	1	23	1.9
3	LUCIO, Emma	10-0	90:42	9.1	5-26	.192	2-16	.125	3-8	.375	2	8	10	1.0	7	0	6	11	0	1	15	1.5
1	ATWOOD, Hailey	21-8	265:53	12.7	12-30	.400	3-11	.273	4-5	.800	9	23	32	1.5	30	0	17	26	2	6	31	1.5
30	SAM-GRANT, Nissa	10-0	51:29	5.1	7-10	.700	0-0	.000	0-0	.000	3	8	11	1.1	3	0	1	3	7	0	14	1.4
2	PARKER, Alexis	17-3	158:25	9.3	7-32	.219	0-11	.000	8-19	.421	8	13	21	1.2	11	0	8	14	4	5	22	1.3
Team											59	58	117					19				
Total		23	4725		583-1458	.400	108-374	.289	231-357	.647	380	676	1056	45.9	448	12	313	414	108	155	1505	65.4
Opponents		23	4725		510-1385	.368	160-509	.314	309-456	.678	261	542	803	34.9	377	5	298	315	88	190	1489	64.7

Team Statistics

	UTSA	OPP
Scoring	1505	1489
Points per game	65.4	64.7
Scoring margin	+0.7	-
Field goals-att	583-1458	510-1385
Field goal pct	.400	.368
3 point fg-att	108-374	160-509
3-point FG pct	.289	.314
3-pt FG made per game	4.7	7.0
Free throws-att	231-357	309-456
Free throw pct	.647	.678
F-Throws made per game	10.0	13.4
Rebounds	1056	803
Rebounds per game	45.9	34.9
Rebounding margin	+11.0	-
Assists	313	298
Assists per game	13.6	13.0
Turnovers	414	315
Turnovers per game	18.0	13.7
Turnover margin	-4.3	-
Assist/turnover ratio	0.8	0.9
Steals	155	190
Steals per game	6.7	8.3
Blocks	108	88
Blocks per game	4.7	3.8
Winning streak	0	-
Home win streak	1	-
Attendance	8845	18212
Home games-Avg/Game	10-885	13-1401
Neutral site-Avg/Game	-	0-0

Team Results

Date	Opponent	Score	Att.
11/06/2023	at Arizona St.	L	55-70
11/10/2023	New Mexico St.	W	58-55
11/15/2023	at A&M-Corpus Christi	Wot	66-59
11/18/2023	at UT Arlington	W	70-66
11/20/2023	at Texas Tech	L	58-63
11/25/2023	at Sam Houston	W	63-56
11/30/2023	Texas St.	Lot	57-65
12/03/2023	UTEP	W	90-66
12/14/2023	Houston	L	64-66
12/17/2023	at Oregon	L	48-61
12/19/2023	at Seattle U	W	75-64
12/30/2023	at Temple	L	58-71
01/02/2024	at East Carolina	L	54-82
01/06/2024	Wichita St.	W	74-60
01/10/2024	at Fla. Atlantic	W	73-60
01/14/2024	Charlotte	Wot2	81-80
01/16/2024	South Fla.	W	65-42
01/21/2024	at UAB	L	53-54
01/27/2024	at SMU	L	58-75
01/31/2024	North Texas	Wot	75-67
02/04/2024	Tulane	L	64-75
02/11/2024	UAB	W	76-58
02/14/2024	at Tulsa	L	70-74

2023-24 NCAA RANKING SUMMARY

Statistic	National Rank	Conference Rank	Value	National Leader	Value	Conference Leader	Value
Assist/Turnover Ratio (349 ranked)	218	9	0.76	Michigan St.	1.74	South Fla.	1.02
Assists Per Game (349 ranked)	143	8	13.6	Iowa	21.2	Tulane	15.9
Bench Points Per Game (349 ranked)	179	10	18.0	Murray St.	38.3	Rice	26.8
Blocks Per Game (349 ranked)	28	1	4.7	South Carolina	8.4	UTSA	4.7
Field Goal Percentage (349 ranked)	204	8	40.0	Indiana	51.9	North Texas	46.6
Field Goal Percentage Defense (349 ranked)	29	1	36.8	South Carolina	31.2	UTSA	36.8
Fouls Per Game (349 ranked)	306	12	19.5	Dartmouth	10.6	UAB	14.6
Free Throw Attempts Per Game (349 ranked)	222	11	15.52	LSU	28.68	North Texas	23.54
Free Throw Percentage (349 ranked)	322	13	64.7	Creighton	82.7	UAB	77.1
Free Throws Made Per Game (349 ranked)	278	14	10.04	LSU	21.04	Charlotte	16.48
Rebound Margin (349 ranked)	7	1	11.0	LSU	15.4	UTSA	11.0
Rebounds (Defensive) Per Game (349 ranked)	17	1	29.4	South Carolina	33.1	UTSA	29.4
Rebounds (Offensive) Per Game (349 ranked)	8	2	16.5	Ga. Southern	18.0	Memphis	17.7
Rebounds Per Game (349 ranked)	6	1	45.91	LSU	47.48	UTSA	45.91
Scoring Defense (349 ranked)	195	7	64.7	UAlbany	50.8	East Carolina	59.6
Scoring Margin (349 ranked)	184	10	0.7	South Carolina	33.2	North Texas	12.5
Scoring Offense (349 ranked)	178	10	65.4	Iowa	92.7	North Texas	75.0
Steals Per Game (349 ranked)	258	11	6.7	Niagara	14.4	East Carolina	11.7
Three Point Attempts Per Game (349 ranked)	264	10	16.3	Marshall	31.0	Tulsa	25.7
Three Point Percentage (349 ranked)	244	12	28.9	Indiana	41.4	UAB	36.2
Three Point Percentage Defense (349 ranked)	213	11	31.4	VCU	23.3	North Texas	26.3
Three Pointers Per Game (349 ranked)	270	11	4.7	Utah	11.2	UAB	8.5
Turnover Margin (349 ranked)	329	14	-4.30	West Virginia	9.21	East Carolina	5.57
Turnovers Forced Per Game (349 ranked)	306	12	13.70	Niagara	26.33	East Carolina	23.39
Turnovers Per Game (349 ranked)	287	13	18.0	Colorado St.	9.2	South Fla.	14.2
Winning Percentage (349 ranked)	173	9	52.2	South Carolina	100.0	North Texas	79.2

Statistic	Player	National Rank	Conference Rank	Value	National Leader	Value	Conference Leader	Value
Assist/Turnover Ratio (250 ranked)	Kyra White	134	5	1.55	Maya McDermott, UNI	3.22	Aerial Wilson, South Fla.	2.13
Assists (150 ranked)	Kyra White	59	3	113	Caitlin Clark, Iowa	220	Denim DeShields, UAB	127
Assists Per Game (250 ranked)	Kyra White	47	2	4.9	Caitlin Clark, Iowa	8.5	Denim DeShields, UAB	5.1
Blocks (146 ranked)	Elyssa Coleman	80	2	34	Cameron Brink, Stanford	86	Amirah Abdur-Rahim, SMU	43
Blocks Per Game (248 ranked)	Elyssa Coleman Kyra White	73 152	2 9	1.55 1.13	Cameron Brink, Stanford	3.58	Amirah Abdur-Rahim, SMU	1.79
Double Doubles (42 ranked)					Lauren Gustin, BYU	24	Mia Moore, UAB	12
Field Goal Attempts (150 ranked)					Caitlin Clark, Iowa	591	Temira Poindexter, Tulsa	444
Field Goal Percentage (250 ranked)					Lauren Betts, UCLA	68.4	Tommisha Lampkin, North Texas	64.5
Field Goals (148 ranked)					Caitlin Clark, Iowa	281	Temira Poindexter, Tulsa	184
Free Throw Attempts (148 ranked)					Angel Reese, LSU	191	Tiara Young, SMU	152
Free Throw Percentage (250 ranked)					Mara Braun, Minnesota	95.0	Destiny Jackson, Rice	88.4
Free Throws (150 ranked)					Izzy Higginbottom, Arkansas St.	164	DesiRay Kernal, North Texas Dazia Lawrence, Charlotte	112 112
Minutes Per Game (150 ranked)	Kyra White	66	2	34.83	Benthe Versteeg, Sacramento St.	38.32	Madison Griggs, Memphis	36.62
Points (200 ranked)					Caitlin Clark, Iowa	852	Temira Poindexter, Tulsa	509
Points Per Game (250 ranked)					Caitlin Clark, Iowa	32.8	Temira Poindexter, Tulsa	20.4
Rebounds (150 ranked)					Lauren Gustin, BYU	399	Daniela Abies, Wichita St. Janeta Rozentale, Fla. Atlantic	222 222
Rebounds (Defensive) Per Game (29 ranked)					Lauren Gustin, BYU	10.4		
Rebounds (Offensive) Per Game (29 ranked)	Idara Udo	29	4	3.7	Angel Reese, LSU	5.8	Alasia Smith, Memphis	4.2
Rebounds Per Game (250 ranked)	Elyssa Coleman	140	10	7.5	Lauren Gustin, BYU	15.3	Janeta Rozentale, Fla. Atlantic	9.2
Steals (139 ranked)					Hannah Hidalgo, Notre Dame	121	Danae McNeal, East Carolina	77
Steals Per Game (241 ranked)					Hannah Hidalgo, Notre Dame	5.04	Danae McNeal, East Carolina	3.35
Three Point Attempts (146 ranked)					Caitlin Clark, Iowa	351	Madison Griggs, Memphis	197
Three Point Percentage (171 ranked)					Meghan Huerter, UAlbany	49.0	Maddie Walsh, UAB	44.3
Three Pointers (147 ranked)					Caitlin Clark, Iowa	140	Madison Griggs, Memphis	69
Three Pointers Per Game (247 ranked)					Caitlin Clark, Iowa	5.38	Madison Griggs, Memphis	3.00
Triple Doubles (6 ranked)					Caitlin Clark, Iowa	4		

2023-24 ROADRUNNER TRACKER

CAREER TRACKER

UTSA RECORDS

1500 POINTS	
Jordyn Jenkins*	1,151 (6781 at UTSA)
Hailey Atwood*	1,003 (250 at UTSA)

1000 POINTS	
Elyssa Coleman	787
Kyra White*	638 (500 at UTSA)
Sidney Love	554

500 POINTS	
Sarai Estupiñan*	396 (0 at UTSA)
Nissa Sam-Grant*	266 (14 at UTSA)
Aysia Proctor	231
Idara Udo	192
Maya Linton	139
Siena Guttadauro	115

100 POINTS	
Madison Cockrell	90
Kyleigh McGuire	89
Cheyenne Rowe*	87 (49 at UTSA)
Alexis Parker	72
Emma Lucio	15

1000 REBOUNDS	
Hailey Atwood*	552 (247 at UTSA)
Elyssa Coleman	524

500 REBOUNDS	
Jordyn Jenkins*	489 (253 at UTSA)
Kyra White*	423 (292 at UTSA)
Nissa Sam-Grant*	403 (11 at UTSA)
Maya Linton	199
Sidney Love	183
Idara Udo	145
Aysia Proctor	125
Kyleigh McGuire	100

100 REBOUNDS	
Sarai Estupiñan*	99 (0 at UTSA)
Cheyenne Rowe*	97 (58 at UTSA)
Siena Guttadauro	51
Madison Cockrell	51
Alexis Parker	49
Emma Lucio	10

500 ASSISTS	
Kyra White*	383 (256 at UTSA)
Hailey Atwood*	230 (72 at UTSA)
Sarai Estupiñan*	137 (0 at UTSA)
Sidney Love	135

100 ASSISTS	
Jordyn Jenkins*	92 (51 at UTSA)
Nissa Sam-Grant*	47 (1 at UTSA)
Elyssa Coleman	47
Aysia Proctor	30
Siena Guttadauro	29
Alexis Parker	26
Madison Cockrell	23
Maya Linton	20
Idara Udo	17
Kyleigh McGuire	12
Cheyenne Rowe*	8 (6 at UTSA)
Emma Lucio	6

100 STEALS	
Kyra White*	108 (59 at UTSA)
Hailey Atwood*	96 (33 at UTSA)
Jordyn Jenkins*	78 (42 at UTSA)
Sidney Love	67

50 STEALS	
Elyssa Coleman	46
Sarai Estupiñan*	44 (0 at UTSA)
Maya Linton	41
Nissa Sam-Grant*	25 (0 at UTSA)
Madison Cockrell	22

250 BLOCKS	
Nissa Sam-Grant*	133 (7 at UTSA)
Elyssa Coleman	129

100 BLOCKS	
Kyra White*	78 (53 at UTSA)
Jordyn Jenkins*	68 (37 at UTSA)

50 BLOCKS	
Hailey Atwood*	32 (12 at UTSA)
Idara Udo	20

10 BLOCKS	
Maya Linton	9
Aysia Proctor	7
Sidney Love	6
Cheyenne Rowe*	6 (2 at UTSA)
Alexis Parker	
Kyleigh McGuire	

Includes totals from previous schools	
Siena Guttadauro	
Madison Cockrell	

POINTS	
1. Starlite Williams, 1983-87	1,607
2. Angel Singleton, 1994-98	1,565
3. Margaret Martinovich, 1981-85	1,480
4. Monica Gibbs, 2005-09	1,460
5. Tisha Boldt, 1986-91	1,379
6. Kamra King, 2011-15	1,367
7. Tammy Rogers, 1987-91	1,343
8. Michelle Martin, 1989-93	1,192
9. Sharon Wilson, 1985-89	1,173
10. Tesha Smith, 2013-17	1,169

REBOUNDS	
1. Monica Gibbs, 2005-09	990
2. Tesha Smith, 2013-17	800
3. Margaret Martinovich, 1981-85	778
4. Angel Singleton, 1993-98	730
5. Marie Benson, 2016-19	680
6. Tisha Boldt, 1986-91	675
7. Starlite Williams, 83-87	636
8. Akunna Elonu, 2012-15	607
9. Michelle Martin, 1989-93	590
10. Onika Anderson, 2007-09	579

ASSISTS	
1. Monica Gibbs, 2005-09	693
2. Tammy Rogers, 1987-91	377
3. Rhonda Hoffman, 1983-87	375
4. Sharon Wilson, 1985-89	355
5. Joyce Howard, 1996-98	333
6. Shelley Seale, 1981-83	296
7. Kim Reed, 2001-05	272
8. Karen Kroen, 1983-87	263
9. Kim Maxwell, 1981-84	259
10. Kyra White, 2022-Pres.	254

STEALS	
1. Starlite Williams, 1983-87	281
2. Kamra King, 2011-15	240
3. Michelle Martin, 1989-93	227
4. Sharon Wilson, 1985-89	223
5. Rhonda Hoffman, 1983-87	222
6. Monica Gibbs, 2005-09	207
7. Terrie Davis, 2004-08	173
8. Tammy Rogers, 1987-91	165
9. Ashley Spaletta, 2011-15	153
10. Crystal Chidomere, 2014-18	150

BLOCKS	
1. Elyssa Coleman, 2021-Pres.	129
2. Whitney Wright, 2009-13	105
3. Alysse Davis, 2008-11	98
4. Marie Benson, 2016-19	94
5. Kim Duncan, 1983-85	93
6. Starlite Williams, 1983-87	88
7. Timea Toth, 2016-20	87
8. Mantha Emory, 1993-95	81
9. Tesha Smith, 2013-17	72
10. Lacy Mingee, 2001-06	70

POINTS		SEASON
1. Jordyn Jenkins 2022-23		659
2. Tammy Rogers, 1990-91		583
3. Starlite Williams, 1986-87		538
4. Loryn Goodwin, 2016-17		525
5. Monica Gibbs, 2008-09		514
6. Starlite Williams, 1984-85		493
7. Vivian Ewalefo, 2006-07		480
8. Margaret Martinovich, 1982-83		469
9. Valerie Wells, 1983-84		452
10. Margaret Martinovich, 1984-85		451

REBOUNDS		SEASON
1. Onika Anderson, 2008-09		351
2. Monica Gibbs, 2008-09		309
3. Ryba Pawlaczyk, 2008-09		297
4. Marie Benson, 2018-19		289
5. Cindy Pavell, 1981-82		271
6. Ashleigh Franklin, 2009-10		268
7. Tisha Boldt, 1987-88		262
8. Marie Benson, 2017-18		249
9. Margaret Martinovich, 1982-83		247
10. Monica Gibbs, 2007-08		246

ASSISTS		SEASON
1. Monica Gibbs, 2008-09		221
2. Joyce Howard, 1997-98		201
3. Monica Gibbs, 2007-08		195
4. Tammy Rogers, 1990-91		188
5. Shelley Seale, 1982-83		173
6. Kyra White, 2022-23		143
7. Monica Gibbs, 2006-07		139
8. Monica Gibbs, 2005-06		138
9. Loryn Goodwin, 2016-17		134
10. Joyce Howard, 1996-97		132

STEALS		SEASON
1. Loryn Goodwin, 2016-17		94
2. Starlite Williams, 1986-87		92
3. Jady Pimentel, 2021-22		83
4. Joyce Howard, 1997-98		79
5. Michelle Martin, 1991-92		76
6. Michelle Martin, 1992-93		76
7. Tammy Rogers, 1990-91		74
8. Sharon Wilson, 1988-89		71
9. Starlite Williams, 1983-84		70
10. Valerie Wells, 1983-84		69
Amber Prose, 2000-01		69

BLOCKS		SEASON
1. Alysse Davis, 2010-11		78
2. Kim Duncan, 1984-85		57
3. Elyssa Coleman, 2022-23		57
4. Ryba Pawlaczyk, 2008-09		56
5. Mantha Emory, 1994-95		50
6. Whitney Wright, 2011-12		48
7. Timea Toth, 2019-20		44
8. Keelah Wilson, 1999-00		41
9. Whitney Wright, 2012-13		39
10. Elyssa Coleman, 2021-22		38

PLAYER GAME-BY-GAME STATISTICS



0

ELYSSA COLEMAN

Redshirt Junior • Forward • 6-3 • Houston, Texas • Atascocita HS • Texas

Coleman's Career and 2023-24 Game Highs

Career / Last	Category	2023-24 / Last
32 / January 6, 2024 vs Wichita State	Points	32 / January 6, 2024 vs Wichita State
19 / January 6, 2024 vs Wichita State	Rebounds	19 / January 6, 2024 vs Wichita State
3 / December 19, 2022	Assists	2, 2x / January 31, 2024 vs North Texas
4 / February 4, 2024 vs Tulane	Steals	4 / February 4, 2024 vs Tulane
6 / January 21, 2023 at FIU	Blocks	4, 2x / January 31, 2024 vs North Texas
14 / January 6, 2024 vs Wichita State	FG Made	14 / January 6, 2024 vs Wichita State
20 / January 6, 2024 vs Wichita State	FG Attempted	20 / January 6, 2024 vs Wichita State
1, 9x / January 26, 2024 at SMU	3PT Made	1, 2x / January 26, 2024 at SMU
3, 2x / January 31, 2024 vs North Texas	3PT Attempted	3 / January 31, 2024 vs North Texas
7 / March 10, 2022 vs Western Kentucky	FT Made	4, 2x / January 6, 2024 vs Wichita State
10 / March 10, 2022 vs Western Kentucky	FT Attempted	6, 2x / January 6, 2024 vs Wichita State
38 / March 10, 2022 vs Western Kentucky	Minutes	36 / January 31, 2024 vs North Texas

#0 COLEMAN, Elyssa

2023-24 STATISTICS

Opponent	Date	GS	MIN	Total		3-Pointers		Free throws		Rebounds				PF	A	TO	BLK	STL	PTS	AVG	
				FG-FGA	PCT	3FG-3FGA	PCT	FT-FTA	PCT	OFF	DEF	TOT	AVG								
at Arizona St.	11/06/2023	*	10:23	0-6	.000	0-0	.000	0-0	.000	1	1	2	2.0	5	0	2	1	0	0	0.0	
New Mexico St.	11/10/2023	*	26:06	3-9	.333	0-1	.000	1-1	1.000	2	5	7	4.5	2	0	4	4	1	7	3.5	
at A&M-Corpus Christi	11/15/2023	*	29:07	7-13	.538	0-0	.000	0-0	.000	1	3	4	4.3	5	0	3	1	1	14	7.0	
at UT Arlington	11/18/2023	*	26:04	2-6	.333	0-1	.000	0-0	.000	2	6	8	5.3	2	1	3	2	0	4	6.3	
at Texas Tech	11/20/2023	*	27:45	3-8	.375	0-0	.000	0-2	.000	2	6	8	5.8	2	0	4	3	0	6	6.2	
at Sam Houston	11/25/2023	*	31:55	8-13	.615	0-0	.000	1-4	.250	3	3	6	5.8	5	0	1	3	2	17	8.0	
Texas St.	11/30/2023	*	33:11	4-13	.308	0-0	.000	3-4	.750	2	7	9	6.3	2	1	1	2	0	11	8.4	
UTEP	12/03/2023	*	25:01	11-13	.846	1-1	1.000	0-0	.000	2	6	8	6.5	3	0	3	1	0	23	10.3	
Houston	12/14/2023	*	28:40	3-6	.500	0-0	.000	0-0	.000	1	6	7	6.6	3	1	0	0	1	6	9.8	
at Oregon	12/17/2023	*	28:39	3-17	.176	0-0	.000	1-2	.500	7	6	13	7.2	2	0	1	0	1	7	9.5	
at Seattle U	12/19/2023	*	29:24	7-12	.583	0-0	.000	4-4	1.000	2	7	9	7.4	4	1	2	2	1	18	10.3	
at Temple	12/30/2023	*	32:27	5-11	.455	0-0	.000	1-1	1.000	1	6	7	7.3	3	1	0	2	0	11	10.3	
at East Carolina	01/02/2024	*	24:48	4-13	.308	0-1	.000	3-6	.500	4	0	4	7.1	5	1	4	1	2	11	10.4	
Wichita St.	01/06/2024	*	30:49	14-20	.700	0-0	.000	4-6	.667	6	13	19	7.9	3	1	1	3	1	32	11.9	
at Fla. Atlantic	01/10/2024	*	28:34	8-11	.727	0-0	.000	0-0	.000	3	7	10	8.1	2	1	1	2	0	16	12.2	
Charlotte	01/14/2024	*	30:00	5-12	.417	0-1	.000	2-2	1.000	0	3	3	7.8	5	2	2	1	0	12	12.2	
South Fla.	01/16/2024	*	14:14	0-2	.000	0-0	.000	2-4	.500	0	4	4	7.5	4	0	1	1	0	2	11.6	
at UAB	01/21/2024	*	34:10	4-11	.364	1-1	1.000	0-0	.000	2	6	8	7.6	2	1	2	1	1	9	11.4	
at SMU	01/27/2024	*	22:25	4-8	.500	1-1	1.000	2-2	1.000	2	4	6	7.5	1	2	3	0	0	11	11.4	
North Texas	01/31/2024	*	36:47	4-14	.286	0-3	.000	1-2	.500	1	8	9	7.6	1	2	1	4	2	9	11.3	
Tulane	02/04/2024	*	35:09	9-19	.474	0-0	.000	3-4	.750	9	3	12	7.8	3	1	1	0	4	21	11.8	
at Tulsa	02/14/2024	*	16:05	1-6	.167	0-0	.000	1-2	.500	2	1	3	7.5	2	0	4	0	0	3	11.4	
Totals			21	601:43	109-243	.449	3-10	.300	29-46	.630	55	111	166	7.5	66	16	44	34	17	250	11.4

Player Averages

Games Played	Minutes/game	Points/game	FG Pct	3FG Pct	FT Pct	Rebounds/game	Assists/game	Turnovers/game	Assist/Turnover ratio	Steals/game	Blocks/game
22	27.4	11.4	44.9	30.0	63.0	7.5	0.7	2.0	0.4	0.8	1.5

PLAYER GAME-BY-GAME STATISTICS

1

HAILEY ATWOOD

Graduate Student • Guard • 5-8 • Austin, Texas • James Bowie HS • Blinn College



Atwood's NCAA Career and 2023-24 Game Highs

Career / Last	Category	2023-24 / Last
13 / February 25, 2023 vs FIU	Points	8 / December 19, 2023 at Seattle U
8, 2x / February 17, 2022 vs Southern Miss	Rebounds	4, 2x / January 16, 2024 vs South Florida
5 / February 23, 2023 vs Florida Atlantic	Assists	3, 2x / January 31, 2024 vs North Texas
3, 2x / February 23, 2023 vs Florida Atlantic	Steals	2 / January 2, 2024 at East Carolina
1, 12x / January 26, 2024 at SMU	Blocks	1, 2x / January 26, 2024 at SMU
6 / February 2, 2023 vs Western Kentucky	FG Made	4 / December 19, 2023 at Seattle U
12 / February 25, 2023 vs FIU	FG Attempted	7 / December 19, 2023 at Seattle U
2, 2x / February 25, 2023 vs FIU	3PT Made	1, 3x / January 14, 2024 vs Charlotte
5 / February 25, 2023 vs FIU	3PT Attempted	3 / January 14, 2024 vs Charlotte
2, 11x / November 24, 2023 at Sam Houston	FT Made	2 / November 24, 2023 at Sam Houston
3, 2x / February 23, 2023 vs Florida Atlantic	FT Attempted	2, 2x / January 2, 2024 at East Carolina
34 / March 10, 2022 vs Western Kentucky	Minutes	24 / December 19, 2023 at Seattle U

2023-24 STATISTICS

#1 ATWOOD, Hailey

Opponent	Date	GS	MIN	Total		3-Pointers		Free throws		Rebounds				PF	A	TO	BLK	STL	PTS	AVG
				FG-FGA	PCT	3FG-3FGA	PCT	FT-FTA	PCT	OFF	DEF	TOT	AVG							
at Arizona St.	11/06/2023	*	16:39	0-2	.000	0-0	.000	0-0	.000	1	0	1	1.0	2	0	3	0	0	0	0.0
New Mexico St.	11/10/2023	*	19:46	0-2	.000	0-1	.000	0-0	.000	0	1	1	1.0	2	0	2	0	0	0	0.0
at A&M-Corpus Christi	11/15/2023		02:47	0-1	.000	0-0	.000	0-0	.000	0	0	0	0.7	3	0	1	0	0	0	0.0
at UT Arlington	11/18/2023		10:11	0-0	.000	0-0	.000	0-0	.000	0	2	2	1.0	1	1	0	0	0	0	0.0
at Texas Tech	11/20/2023		03:13	0-0	.000	0-0	.000	0-0	.000	0	2	2	1.2	0	0	2	0	0	0	0.0
at Sam Houston	11/25/2023		10:27	0-1	.000	0-0	.000	2-2	1.000	2	1	3	1.5	3	1	1	1	0	2	0.3
Texas St.	11/30/2023		06:02	0-0	.000	0-0	.000	0-0	.000	0	1	1	1.4	1	1	0	0	0	0	0.3
UTEP	12/03/2023	*	18:22	1-2	.500	0-0	.000	0-0	.000	0	1	1	1.4	1	2	2	0	0	2	0.5
Houston	12/14/2023	*	15:24	0-1	.000	0-1	.000	0-0	.000	0	2	2	1.4	0	2	3	0	0	0	0.4
at Oregon	12/17/2023	*	12:08	0-0	.000	0-0	.000	0-0	.000	1	1	2	1.5	1	1	3	0	0	0	0.4
at Seattle U	12/19/2023	*	24:38	4-7	.571	0-1	.000	0-0	.000	0	1	1	1.5	2	1	1	0	1	8	1.1
at Temple	12/30/2023	*	08:28	1-1	1.000	0-0	.000	0-0	.000	1	0	1	1.4	3	0	1	0	1	2	1.2
at East Carolina	01/02/2024	*	14:46	1-1	1.000	1-1	1.000	1-2	.500	1	3	4	1.6	1	3	2	0	2	4	1.4
at Fla. Atlantic	01/10/2024		09:06	1-1	1.000	1-1	1.000	0-0	.000	1	0	1	1.6	1	1	0	0	1	3	1.5
Charlotte	01/14/2024		23:47	2-4	.500	1-3	.333	0-0	.000	1	0	1	1.5	3	1	1	0	0	5	1.7
South Fla.	01/16/2024		14:42	0-0	.000	0-0	.000	0-0	.000	0	4	4	1.7	2	0	1	0	0	0	1.6
at UAB	01/21/2024		15:17	0-1	.000	0-1	.000	0-0	.000	0	2	2	1.7	2	0	1	0	0	0	1.5
at SMU	01/27/2024		07:39	0-2	.000	0-1	.000	0-0	.000	0	0	0	1.6	1	0	0	1	0	0	1.4
North Texas	01/31/2024		15:43	2-4	.500	0-1	.000	1-1	1.000	1	1	2	1.6	1	3	1	0	1	5	1.6
Tulane	02/04/2024		08:06	0-0	.000	0-0	.000	0-0	.000	0	0	0	1.6	0	0	0	0	0	0	1.6
UAB	02/11/2024		08:43	0-0	.000	0-0	.000	0-0	.000	0	1	1	1.5	0	0	1	0	0	0	1.5
Totals			8 265:53	12-30	.400	3-11	.273	4-5	.800	9	23	32	1.5	30	17	26	2	6	31	1.5

Player Averages

Games Played	Minutes/game	Points/game	FG Pct	3FG Pct	FT Pct	Rebounds/game	Assists/game	Turnovers/game	Assist/Turnover ratio	Steals/game	Blocks/game
21	12.7	1.5	40.0	27.3	80.0	1.5	0.8	1.2	0.7	0.3	0.1

PLAYER GAME-BY-GAME STATISTICS

2

ALEXIS PARKER



Sophomore • Guard • 5-9 • San Antonio, Texas • Brandeis HS

Parker's Career and 2023-24 Game Highs

Career / Last	Category	2023-24 / Last
11 / December 19, 2022 at Houston.....	Points	6 / January 31, 2024 vs North Texas
5 / February 4, 2023 vs Middle Tennessee.....	Rebounds	4 / January 31, 2024 vs North Texas
3, 4x / November 15, 2023 at Texas A&M-Corpus Christi.....	Assists	3 / November 15, 2023 at Texas A&M-Corpus Christi
3 / December 19, 2022 at Houston.....	Steals	2 / November 18, 2023 at UT Arlington
1, 5x / February 11, 2024 vs UAB.....	Blocks.....	1, 4x / February 11, 2024 vs UAB
4 / December 19, 2022 at Houston.....	FG Made.....	2 / January 31, 2024 vs North Texas
7 / December 19, 2022 at Houston.....	FG Attempted.....	6, 2x / January 31, 2024 vs North Texas
1, 7x / February 11, 2023 vs UTEP.....	3PT Made.....	N/A
4 / February 11, 2023 vs UTEP.....	3PT Attempted.....	2, 2x / November 18, 2023 at UT Arlington
2, 12x / December 14, 2023 vs Houston.....	FT Made.....	2, 3x / January 31, 2024 vs North Texas
4, 2x / November 18, 2023 at UT Arlington.....	FT Attempted.....	4, 2x / November 18, 2023 at UT Arlington
31 / December 10, 2022 vs Idaho.....	Minutes.....	19, 2x / November 18, 2023 at UT Arlington

#2 PARKER, Alexis

2023-24 STATISTICS

Opponent	Date	GS	MIN	Total		3-Pointers		Free throws		Rebounds				PF	A	TO	BLK	STL	PTS	AVG
				FG-FGA	PCT	3FG-3FGA	PCT	FT-FTA	PCT	OFF	DEF	TOT	AVG							
at Arizona St.	11/06/2023		08:26	1-3	.333	0-1	.000	1-4	.250	0	0	0	0.0	0	0	1	0	0	3	3.0
New Mexico St.	11/10/2023		06:30	0-0	.000	0-0	.000	0-2	.000	0	0	0	0.0	0	0	0	0	0	0	1.5
at A&M-Corpus Christi	11/15/2023	*	19:24	0-3	.000	0-2	.000	0-0	.000	0	2	2	0.7	1	3	2	0	1	0	1.0
at UT Arlington	11/18/2023	*	19:52	1-6	.167	0-2	.000	2-4	.500	1	1	2	1.0	2	2	3	0	2	4	1.8
at Texas Tech	11/20/2023	*	19:01	2-3	.667	0-1	.000	0-0	.000	0	2	2	1.2	1	0	2	0	1	4	2.2
at Sam Houston	11/25/2023		07:47	0-0	.000	0-0	.000	0-2	.000	1	1	2	1.3	0	0	1	1	0	0	1.8
Texas St.	11/30/2023		12:21	0-3	.000	0-1	.000	0-0	.000	1	0	1	1.3	2	0	1	0	0	0	1.6
UTEP	12/03/2023		03:17	0-2	.000	0-0	.000	0-0	.000	2	0	2	1.4	1	0	1	0	0	0	1.4
Houston	12/14/2023		02:57	0-1	.000	0-1	.000	2-2	1.000	0	1	1	1.3	0	0	0	0	0	2	1.4
at Seattle U	12/19/2023		00:43	0-0	.000	0-0	.000	0-0	.000	0	0	0	1.2	0	0	0	0	0	0	1.3
at Temple	12/30/2023		04:02	0-1	.000	0-0	.000	0-0	.000	0	0	0	1.1	1	0	0	0	0	0	1.2
at East Carolina	01/02/2024		03:27	0-1	.000	0-1	.000	1-2	.500	1	0	1	1.1	0	1	1	0	0	1	1.2
South Fla.	01/16/2024		03:26	0-0	.000	0-0	.000	0-0	.000	0	0	0	1.0	2	0	0	0	0	0	1.1
North Texas	01/31/2024		16:60	2-6	.333	0-1	.000	2-3	.667	1	3	4	1.2	1	0	0	1	0	6	1.4
Tulane	02/04/2024		09:20	0-2	.000	0-1	.000	0-0	.000	1	0	1	1.2	0	0	1	1	0	0	1.3
UAB	02/11/2024		10:16	1-1	1.000	0-0	.000	0-0	.000	0	2	2	1.3	0	2	1	1	1	2	1.4
at Tulsa	02/14/2024		10:38	0-0	.000	0-0	.000	0-0	.000	0	1	1	1.2	0	0	0	0	0	0	1.3
Totals		3	158:25	7-32	.219	0-11	.000	8-19	.421	8	13	21	1.2	11	8	14	4	5	22	1.3

Player Averages

Games Played	Minutes/game	Points/game	FG Pct	3FG Pct	FT Pct	Rebounds/game	Assists/game	Turnovers/game	Assist/Turnover ratio	Steals/game	Blocks/game
17	9.3	1.3	21.9	0.0	42.1	1.2	0.5	0.8	0.6	0.3	0.2

PLAYER GAME-BY-GAME STATISTICS

3

EMMA LUCIO



Freshman • Guard • 5-9 • Edinburg, Texas • Robert Vela HS

Lucio's Career and 2023-24 Game Highs

Career / Last	Category	2023-24 / Last
3, 3x / January 26, 2024 at SMU	Points	3, 3x / January 26, 2024 at SMU
3 / January 2, 2024 at East Carolina	Rebounds	3 / January 2, 2024 at East Carolina
2, 2x / January 14, 2024 vs Charlotte	Assists	2, 2x / January 14, 2024 vs Charlotte
1 / January 14, 2024 vs Charlotte	Steals	1 / January 14, 2024 vs Charlotte
N/A	Blocks	N/A
1, 5x / February 11, 2024 vs UAB	FG Made	1, 5x / February 11, 2024 vs UAB
9 / January 2, 2024 at East Carolina	FG Attempted	9 / January 2, 2024 at East Carolina
1, 2x / January 26, 2024 at SMU	3PT Made	1, 2x / January 26, 2024 at SMU
6 / January 2, 2024 at East Carolina	3PT Attempted	6 / January 2, 2024 at East Carolina
2 / January 14, 2024 vs Charlotte	FT Made	2 / January 14, 2024 vs Charlotte
4 / January 2, 2024 at East Carolina	FT Attempted	4 / January 2, 2024 at East Carolina
21 / January 2, 2024 at East Carolina	Minutes	21 / January 2, 2024 at East Carolina

#3 LUCIO, Emma

2023-24 STATISTICS

Opponent	Date	GS	MIN	Total		3-Pointers		Free throws		Rebounds				PF	A	TO	BLK	STL	PTS	AVG
				FG-FGA	PCT	3FG-3FGA	PCT	FT-FTA	PCT	OFF	DEF	TOT	AVG							
at Sam Houston	11/25/2023		11:22	0-1	.000	0-0	.000	0-0	.000	0	2	2	2.0	1	0	1	0	0	0	0.0
UTEP	12/03/2023		05:42	1-2	.500	1-2	.500	0-0	.000	0	0	0	1.0	0	0	1	0	0	3	1.5
at East Carolina	01/02/2024		21:05	1-9	.111	0-6	.000	1-4	.250	1	2	3	1.7	2	2	2	0	0	3	2.0
Wichita St.	01/06/2024		10:32	1-4	.250	0-2	.000	0-0	.000	1	0	1	1.5	2	0	0	0	0	2	2.0
at Fla. Atlantic	01/10/2024		10:08	0-3	.000	0-1	.000	0-0	.000	0	0	0	1.2	0	0	2	0	0	0	1.6
Charlotte	01/14/2024		10:16	0-0	.000	0-0	.000	2-2	1.000	0	1	1	1.2	1	2	1	0	1	2	1.7
South Fla.	01/16/2024		05:56	0-2	.000	0-1	.000	0-2	.000	0	2	2	1.3	0	0	3	0	0	0	1.4
at SMU	01/27/2024		10:09	1-4	.250	1-4	.250	0-0	.000	0	1	1	1.3	1	1	1	0	0	3	1.6
Tulane	02/04/2024		04:33	0-0	.000	0-0	.000	0-0	.000	0	0	0	1.1	0	1	0	0	0	0	1.4
UAB	02/11/2024		00:58	1-1	1.000	0-0	.000	0-0	.000	0	0	0	1.0	0	0	0	0	0	2	1.5
Totals		0	90:42	5-26	.192	2-16	.125	3-8	.375	2	8	10	1.0	7	6	11	0	1	15	1.5


Player Averages

Games Played	Minutes/game	Points/game	FG Pct	3FG Pct	FT Pct	Rebounds/game	Assists/game	Turnovers/game	Assist/Turnover ratio	Steals/game	Blocks/game
10	9.1	1.5	19.2	12.5	37.5	1.0	0.6	1.1	0.5	0.1	0.0

PLAYER GAME-BY-GAME STATISTICS

4

SIENA GUTTADAURO



Sophomore • Guard • 5-6 • San Jose, California • Archbishop Mitty HS

Guttadauro's Career and 2023-24 Game Highs

Career / Last	Category	2023-24 / Last
12 / December 3, 2023 vs UTEP	Points	12 / December 3, 2023 vs UTEP
4 / February 11, 2023 vs UTEP	Rebounds	2, 3x / December 14, 2023 vs Houston
3, 3x / November 6, 2023 at Arizona State	Assists	3 / November 6, 2023 at Arizona State
1, 9x / February 23 at Florida Atlantic	Steals	N/A
1 / February 2, 2023 vs Western Kentucky	Blocks	N/A
4, 4x / December 3, 2023 vs UTEP	FG Made	4, 2x / December 3, 2023 vs UTEP
8 / February 11, 2023 vs UTEP	FG Attempted	7 / November 30, 2023 vs Texas State
4 / December 3, 2023 vs UTEP	3PT Made	4 / December 3, 2023 vs UTEP
6, 4x / November 30, 2023 vs Texas State	3PT Attempted	6, 2x / November 30, 2023 vs Texas State
2, 3x March 2, 2023 at Charlotte	FT Made	1 / November 6, 2023 at Arizona State
3 2x / February 4, 2023 vs. Middle Tennessee	FT Attempted	2 / November 6, 2023 at Arizona State
24 / December 10, 2022 vs Idaho	Minutes	19 / November 30, 2023 vs Texas State

2023-24 STATISTICS

#4 GUTTADAURO, Siena

Opponent	Date	GS	MIN	Total		3-Pointers		Free throws		Rebounds				PF	A	TO	BLK	STL	PTS	AVG
				FG-FGA	PCT	3FG-3FGA	PCT	FT-FTA	PCT	OFF	DEF	TOT	AVG							
at Arizona St.	11/06/2023		14:01	1-6	.167	1-6	.167	1-2	.500	0	0	0	0.0	2	3	1	0	0	4	4.0
at A&M-Corpus Christi	11/15/2023		13:45	2-4	.500	2-4	.500	0-0	.000	0	0	0	0.0	1	0	1	0	0	6	5.0
at UT Arlington	11/18/2023		10:26	1-5	.200	0-3	.000	0-0	.000	2	0	2	0.7	1	0	0	0	0	2	4.0
at Texas Tech	11/20/2023		08:37	0-2	.000	0-2	.000	0-0	.000	0	0	0	0.5	0	0	2	0	0	0	3.0
at Sam Houston	11/25/2023		02:25	0-0	.000	0-0	.000	0-0	.000	0	1	1	0.6	0	0	1	0	0	0	2.4
Texas St.	11/30/2023		19:01	4-7	.571	3-6	.500	0-0	.000	0	1	1	0.7	0	1	0	0	0	11	3.8
UTEP	12/03/2023		18:35	4-5	.800	4-5	.800	0-0	.000	0	2	2	0.9	0	1	3	0	0	12	5.0
Houston	12/14/2023		13:17	0-2	.000	0-1	.000	0-0	.000	0	2	2	1.0	0	1	3	0	0	0	4.4
at Oregon	12/17/2023		20:26	0-4	.000	0-3	.000	0-0	.000	1	3	4	1.3	2	1	0	0	0	0	3.9
at Seattle U	12/19/2023		03:59	0-0	.000	0-0	.000	0-0	.000	0	1	1	1.3	2	0	1	0	0	0	3.5
at Temple	12/30/2023		10:01	0-2	.000	0-1	.000	0-0	.000	0	0	0	1.2	0	0	1	0	0	0	3.2
at East Carolina	01/02/2024		12:04	1-3	.333	1-2	.500	0-0	.000	2	1	3	1.3	1	1	4	0	0	3	3.2
at Fla. Atlantic	01/10/2024		02:32	0-1	.000	0-1	.000	0-0	.000	0	0	0	1.2	0	1	0	0	0	0	2.9
North Texas	01/31/2024		02:50	0-2	.000	0-1	.000	0-0	.000	0	1	1	1.2	0	0	0	0	0	0	2.7
Tulane	02/04/2024		09:26	2-2	1.000	2-2	1.000	0-0	.000	0	2	2	1.3	0	0	0	1	0	6	2.9
UAB	02/11/2024		01:55	0-0	.000	0-0	.000	0-0	.000	0	0	0	1.2	0	0	0	0	0	0	2.8
Totals		0	163:20	15-45	.333	13-37	.351	1-2	.500	5	14	19	1.2	9	9	17	1	0	44	2.8

Player Averages

Games Played	Minutes/game	Points/game	FG Pct	3FG Pct	FT Pct	Rebounds/game	Assists/game	Turnovers/game	Assist/Turnover ratio	Steals/game	Blocks/game
16	10.2	2.8	33.3	35.1	50.0	1.2	0.6	1.1	0.5	0.0	0.1

PLAYER GAME-BY-GAME STATISTICS

5

MADISON COCKRELL

Sophomore • Guard • 5-4 • Dallas, Texas • Bishop Lynch HS



Cockrell's Career and 2023-24 Game Highs

Career / Last	Category	2023-24 / Last
13 / January 2, 2024 at East Carolina	Points	13 / January 2, 2024 at East Carolina
5 / February 11, 2024 vs UAB	Rebounds	5 / February 11, 2024 vs UAB
3, 2x / January 21, 2023 at FIU	Assists	2, 2x / January 21, 2024 at UAB
3 / January 2, 2024 at East Carolina	Steals	3 / January 2, 2024 at East Carolina
1 / January 16, 2024 vs South Florida	Blocks	1 / January 16, 2024 vs South Florida
4, 3x / January 2, 2024 at East Carolina	FG Made	4 / January 2, 2024 at East Carolina
8, 3x / January 2, 2024 at East Carolina	FG Attempted	8 / January 2, 2024 at East Carolina
3, 2x / January 2, 2024 at East Carolina	3PT Made	3 / January 2, 2024 at East Carolina
6 / January 2, 2024 at East Carolina	3PT Attempted	6 / January 2, 2024 at East Carolina
3 / November 30, 2022 at Texas State	FT Made	2, 2x / January 21, 2024 at UAB
4 / November 30, 2022 at Texas State	FT Attempted	3 / February 11, 2024 vs UAB
20, 2x / January 21, 2023 at FIU	Minutes	17 / January 2, 2024 at East Carolina

#5 COCKRELL, Madison

2023-24 STATISTICS

Opponent	Date	GS	MIN	Total		3-Pointers		Free throws		Rebounds				PF	A	TO	BLK	STL	PTS	AVG
				FG-FGA	PCT	3FG-3FGA	PCT	FT-FTA	PCT	OFF	DEF	TOT	AVG							
at Arizona St.	11/06/2023		07:43	1-4	.250	0-1	.000	1-1	1.000	1	3	4	4.0	0	1	1	0	2	3	3.0
New Mexico St.	11/10/2023		03:42	0-1	.000	0-0	.000	0-0	.000	0	0	0	2.0	1	0	1	0	0	0	1.5
at A&M-Corpus Christi	11/15/2023		07:24	0-1	.000	0-0	.000	0-0	.000	1	1	2	2.0	1	0	1	0	0	0	1.0
at UT Arlington	11/18/2023		07:36	1-2	.500	1-1	1.000	0-0	.000	0	1	1	1.8	1	1	1	0	1	3	1.5
Texas St.	11/30/2023		02:06	1-1	1.000	0-0	.000	0-0	.000	0	0	0	1.4	0	0	0	0	0	2	1.6
UTEP	12/03/2023		02:23	1-1	1.000	1-1	1.000	0-0	.000	0	0	0	1.2	0	0	1	0	0	3	1.8
at Seattle U	12/19/2023		01:36	0-1	.000	0-0	.000	0-0	.000	0	0	0	1.0	0	0	1	0	0	0	1.6
at East Carolina	01/02/2024		17:01	4-8	.500	3-6	.500	2-2	1.000	0	2	2	1.1	4	0	2	0	3	13	3.0
Wichita St.	01/06/2024		11:42	0-4	.000	0-2	.000	0-0	.000	0	0	0	1.0	0	2	1	0	1	0	2.7
at Fla. Atlantic	01/10/2024		05:48	0-1	.000	0-1	.000	0-0	.000	0	1	1	1.0	1	0	1	0	0	0	2.4
Charlotte	01/14/2024		13:18	0-2	.000	0-1	.000	0-0	.000	0	1	1	1.0	3	1	1	0	2	0	2.2
South Fla.	01/16/2024		11:25	0-1	.000	0-0	.000	0-0	.000	1	3	4	1.3	1	0	0	1	1	0	2.0
at UAB	01/21/2024		07:54	0-1	.000	0-1	.000	2-2	1.000	0	3	3	1.4	1	2	0	0	0	2	2.0
at SMU	01/27/2024		03:00	0-0	.000	0-0	.000	0-0	.000	0	0	0	1.3	0	0	1	0	0	0	1.9
North Texas	01/31/2024		15:04	1-1	1.000	1-1	1.000	0-0	.000	1	1	2	1.3	1	1	0	0	0	3	1.9
Tulane	02/04/2024		09:57	1-1	1.000	0-0	.000	0-0	.000	0	0	0	1.3	2	0	0	0	0	2	1.9
UAB	02/11/2024		15:04	1-5	.200	1-3	.333	1-3	.333	2	3	5	1.5	1	0	0	0	2	4	2.1
at Tulsa	02/14/2024		08:48	0-2	.000	0-2	.000	0-0	.000	0	1	1	1.4	2	0	0	0	0	0	1.9
Totals		0	151:29	11-37	.297	7-20	.350	6-8	.750	6	20	26	1.4	19	8	12	1	12	35	1.9

Player Averages

Games Played	Minutes/game	Points/game	FG Pct	3FG Pct	FT Pct	Rebounds/game	Assists/game	Turnovers/game	Assist/Turnover ratio	Steals/game	Blocks/game
18	8.4	1.9	29.7	35.0	75.0	1.4	0.4	0.7	0.7	0.7	0.1

PLAYER GAME-BY-GAME STATISTICS

11

SIDNEY LOVE



Sophomore • Guard • 5-8 • Cibolo, Texas. • Steele HS

Love's Career and 2023-24 Game Highs

Career / Last	Category	2023-24 / Last
26 / November 18, 2023 at UT Arlington	Points	26 / November 18, 2023 at UT Arlington
10 / January 21, 2023 at FIU	Rebounds	7, 2x / December 30, 2023 at Temple
7, 2x / December 3, 2023 vs UTEP	Assists	7 / December 3, 2023 vs UTEP
4 / January 16, 2023 at Rice	Steals	3, 2x / November 24, 2023 at Sam Houston
1, 6x / November 24, 2023 at Sam Houston	Blocks	1, 2x / November 24, 2023 at Sam Houston
9 / December 31, 2022 vs UAB	FG Made	7, 2x / January 6, 2024 vs Wichita State
18 / January 6, 2024 vs Wichita State	FG Attempted	18 / January 6, 2024 vs Wichita State
5 / December 31, 2022 vs UAB	3PT Made	2, 2x / January 16, 2024 vs South Florida
9 / December 31, 2022 vs UAB	3PT Attempted	7 / January 6, 2024 vs Wichita State
13 / November 18, 2023 at UT Arlington	FT Made	13 / November 18, 2023 at UT Arlington
15 / November 18, 2023 at UT Arlington	FT Attempted	15 / November 18, 2023 at UT Arlington
38 / Match 8, 2023 vs Florida Atlantic	Minutes	37 / November 15, 2023 at Texas A&M-Corpus Christi

#11 LOVE, Sidney

2023-24 STATISTICS

Opponent	Date	GS	MIN	Total		3-Pointers		Free throws		Rebounds				PF	A	TO	BLK	STL	PTS	AVG
				FG-FGA	PCT	3FG-3FGA	PCT	FT-FTA	PCT	OFF	DEF	TOT	AVG							
at Arizona St.	11/06/2023	*	22:47	2-6	.333	0-1	.000	3-4	.750	1	1	2	2.0	2	1	4	0	1	7	7.0
New Mexico St.	11/10/2023	*	36:21	3-11	.273	0-4	.000	1-1	1.000	0	3	3	2.5	2	3	3	0	2	7	7.0
at A&M-Corpus Christi	11/15/2023	*	37:06	3-8	.375	0-2	.000	4-4	1.000	1	3	4	3.0	3	5	4	0	3	10	8.0
at UT Arlington	11/18/2023	*	33:10	6-10	.600	1-2	.500	13-15	.867	0	2	2	2.8	2	2	2	1	0	26	12.5
at Texas Tech	11/20/2023	*	29:20	7-14	.500	1-3	.333	3-3	1.000	1	2	3	2.8	5	1	2	0	2	18	13.6
at Sam Houston	11/25/2023	*	34:01	3-7	.429	1-1	1.000	5-6	.833	1	6	7	3.5	2	1	4	1	3	12	13.3
Texas St.	11/30/2023	*	35:30	5-10	.500	1-4	.250	0-0	.000	0	2	2	3.3	3	3	4	0	1	11	13.0
UTEP	12/03/2023	*	26:00	6-11	.545	1-3	.333	3-4	.750	0	5	5	3.5	1	7	1	0	0	16	13.4
Houston	12/14/2023	*	29:35	5-12	.417	1-2	.500	2-2	1.000	0	3	3	3.4	2	2	2	0	2	13	13.3
at Oregon	12/17/2023	*	34:38	2-15	.133	0-3	.000	5-5	1.000	3	3	6	3.7	3	2	6	0	3	9	12.9
at Seattle U	12/19/2023	*	29:46	2-7	.286	0-0	.000	1-2	.500	0	2	2	3.5	4	6	2	0	0	5	12.2
at Temple	12/30/2023	*	34:16	3-8	.375	1-3	.333	1-3	.333	3	4	7	3.8	3	5	7	0	0	8	11.8
at East Carolina	01/02/2024	*	18:43	0-4	.000	0-2	.000	0-0	.000	0	1	1	3.6	2	1	3	0	2	0	10.9
Wichita St.	01/06/2024	*	36:50	7-18	.389	2-7	.286	0-0	.000	2	1	3	3.6	2	6	1	0	2	16	11.3
at Fla. Atlantic	01/10/2024	*	25:20	2-9	.222	0-2	.000	3-4	.750	0	3	3	3.5	3	4	1	0	2	7	11.0
Charlotte	01/14/2024	*	25:04	2-9	.222	1-3	.333	3-4	.750	0	2	2	3.4	4	3	0	0	0	8	10.8
South Fla.	01/16/2024	*	26:48	3-7	.429	2-3	.667	0-1	.000	1	2	3	3.4	3	1	5	0	1	8	10.6
at UAB	01/21/2024	*	30:24	5-14	.357	1-3	.333	0-0	.000	0	3	3	3.4	3	0	1	0	0	11	10.7
at SMU	01/27/2024	*	33:43	5-10	.500	1-4	.250	0-0	.000	0	1	1	3.3	3	2	3	0	1	11	10.7
North Texas	01/31/2024	*	28:51	5-12	.417	1-4	.250	2-2	1.000	2	4	6	3.4	3	2	3	0	1	13	10.8
Tulane	02/04/2024	*	28:41	4-12	.333	0-4	.000	2-2	1.000	1	2	3	3.4	4	3	5	0	1	10	10.8
UAB	02/11/2024	*	28:52	5-14	.357	0-5	.000	1-1	1.000	0	3	3	3.4	0	6	1	0	1	11	10.8
at Tulsa	02/14/2024	*	36:16	5-16	.313	1-6	.167	5-7	.714	0	3	3	3.3	4	2	4	0	2	16	11.0
Totals			23 702:03	90-244	.369	16-71	.225	57-70	.814	16	61	77	3.3	63	68	68	2	30	253	11.0

Player Averages

Games Played	Minutes/game	Points/game	FG Pct	3FG Pct	FT Pct	Rebounds/game	Assists/game	Turnovers/game	Assist/Turnover ratio	Steals/game	Blocks/game
23	30.5	11.0	36.9	22.5	81.4	3.3	3.0	3.0	1.0	1.3	0.1

PLAYER GAME-BY-GAME STATISTICS

12

AYSIA PROCTOR

Freshman • Guard • 5-8 • Schertz, Texas • Samuel Clemens HS



Proctors' Career and 2023-24 Game Highs

Career / Last	Category	2023-24 / Last
20 / December 17, 2023 at Oregon	Points	20 / December 17, 2023 at Oregon
13 / January 14, 2024 vs Charlotte	Rebounds	13 / January 14, 2024 vs Charlotte
5 / January 26, 2024 at SMU	Assists	5 / January 26, 2024 at SMU
3 / January 16, 2024 vs South Florida	Steals	3 / January 16, 2024 vs South Florida
2 / January 6, 2024 vs Wichita State	Blocks	2 / January 6, 2024 vs Wichita State
9, 2x / December 17, 2023 at Oregon	FG Made	9, 2x / December 17, 2023 at Oregon
21 / December 17, 2023 at Oregon	FG Attempted	21 / December 17, 2023 at Oregon
5 / January 14, 2024 vs Charlotte	3PT Made	5 / January 14, 2024 vs Charlotte
7 / February 4, 2024 vs Tulane	3PT Attempted	7 / February 4, 2024 vs Tulane
3 / January 16, 2024 vs South Florida	FT Made	3 / January 16, 2024 vs South Florida
41 / January 16, 2024 vs South Florida	FT Attempted	41 / January 16, 2024 vs South Florida
38 / January 14, 2024 vs Charlotte	Minutes	38 / January 14, 2024 vs Charlotte

#12 PROCTOR, Aysia

2023-24 STATISTICS

Opponent	Date	GS	MIN	Total		3-Pointers		Free throws		Rebounds				PF	A	TO	BLK	STL	PTS	AVG
				FG-FGA	PCT	3FG-3FGA	PCT	FT-FTA	PCT	OFF	DEF	TOT	AVG							
at Arizona St.	11/06/2023		13:43	1-3	.333	0-2	.000	0-0	.000	3	4	7	7.0	0	0	2	0	0	2	2.0
New Mexico St.	11/10/2023		22:19	8-9	.889	2-3	.667	1-2	.500	1	4	5	6.0	1	1	2	0	1	19	10.5
at A&M-Corpus Christi	11/15/2023		26:21	3-9	.333	0-3	.000	1-2	.500	1	4	5	5.7	2	1	3	1	1	7	9.3
at UT Arlington	11/18/2023		03:57	1-1	1.000	0-0	.000	0-0	.000	0	0	0	4.3	1	0	1	0	0	2	7.5
at Texas Tech	11/20/2023		25:19	5-7	.714	0-0	.000	0-0	.000	2	3	5	4.4	3	0	6	0	1	10	8.0
at Sam Houston	11/25/2023	*	26:38	4-7	.571	0-0	.000	0-0	.000	1	7	8	5.0	1	3	4	0	0	8	8.0
Texas St.	11/30/2023	*	29:42	2-10	.200	0-2	.000	0-0	.000	2	5	7	5.3	5	0	1	1	0	4	7.4
UTEP	12/03/2023		19:11	1-4	.250	0-2	.000	0-0	.000	1	5	6	5.4	2	2	1	1	0	2	6.8
Houston	12/14/2023		24:54	9-11	.818	0-1	.000	1-2	.500	2	3	5	5.3	0	0	1	0	0	19	8.1
at Oregon	12/17/2023		25:18	9-21	.429	2-6	.333	0-0	.000	5	6	11	5.9	2	0	2	0	1	20	9.3
at Seattle U	12/19/2023		26:41	4-11	.364	1-2	.500	1-2	.500	1	1	2	5.5	1	3	0	0	2	10	9.4
at Temple	12/30/2023		27:24	3-9	.333	1-2	.500	0-0	.000	1	4	5	5.5	2	2	2	0	1	7	9.2
Wichita St.	01/06/2024	*	22:22	2-9	.222	2-5	.400	0-0	.000	0	3	3	5.3	1	2	1	2	0	6	8.9
at Fla. Atlantic	01/10/2024	*	28:53	7-11	.636	3-4	.750	0-0	.000	0	2	2	5.1	3	2	2	0	1	17	9.5
Charlotte	01/14/2024	*	38:52	6-12	.500	5-6	.833	0-2	.000	2	11	13	5.6	1	2	3	0	3	17	10.0
South Fla.	01/16/2024	*	26:47	6-15	.400	4-6	.667	3-4	.750	2	6	8	5.8	2	1	2	1	0	19	10.6
at UAB	01/21/2024	*	32:31	4-9	.444	1-4	.250	0-0	.000	1	7	8	5.9	0	0	4	1	0	9	10.5
at SMU	01/27/2024	*	28:21	2-7	.286	0-2	.000	0-0	.000	2	1	3	5.7	2	5	2	0	1	4	10.1
North Texas	01/31/2024	*	20:18	4-7	.571	1-2	.500	2-2	1.000	1	3	4	5.6	3	1	2	0	0	11	10.2
Tulane	02/04/2024	*	28:54	5-11	.455	3-7	.429	1-2	.500	1	3	4	5.6	2	3	3	0	1	14	10.4
UAB	02/11/2024	*	26:53	6-9	.667	2-4	.500	0-0	.000	2	5	7	5.6	0	2	1	0	0	14	10.5
at Tulsa	02/14/2024	*	28:55	4-8	.500	2-3	.667	0-0	.000	1	6	7	5.7	3	0	5	0	1	10	10.5
Totals			12 554:14	96-200	.480	29-66	.439	10-18	.556	32	93	125	5.7	37	30	50	7	14	231	10.5

Player Averages

Games Played	Minutes/game	Points/game	FG Pct	3FG Pct	FT Pct	Rebounds/game	Assists/game	Turnovers/game	Assist/Turnover ratio	Steals/game	Blocks/game
22	25.2	10.5	48.0	43.9	55.6	5.7	1.4	2.3	0.6	0.6	0.3

PLAYER GAME-BY-GAME STATISTICS

13

SARAI ESTUPINAN

Junior • Guard • 5-5 • Cedar Park, Texas • Cedar Park HS • St. Mary's (TX) • Tallahassee CC



Estupinan's NCAA Career and 2023-24 Game Highs (* at St. Mary's)

Career / Last	Category	2023-24 / Last
11 / November 20, 2021 vs Lander*	Points	N/A
6 / December 13, 2021 at Angelo State*	Rebounds	N/A
9 / January 8, 2022 at Midwestern State*	Assists	N/A
3 / February 3, 2022 at Texas A&M-International*	Steals	N/A
N/A	Blocks	N/A
4 / November 20, 2021 vs Lander*	FG Made	N/A
9 / November 20, 2021 vs Lander*	FG Attempted	N/A
3 / November 20, 2021 vs Lander*	3PT Made	N/A
7 / November 20, 2021 vs Lander*	3PT Attempted	N/A
4 / January 8, 2022 at Midwestern State*	FT Made	N/A
6 / January 8, 2022 at Midwestern State*	FT Attempted	N/A
20 / February 21, 2021 vs West Texas A&M*	Minutes	N/A

HAS YET TO APPEAR IN THE 2023-24 SEASON

PLAYER GAME-BY-GAME STATISTICS

20

MAYA LINTON



Sophomore • Forward • 6-0 • Duncanville, Texas • Duncanville HS

Linton's Career and 2023-24 Game Highs

Career / Last	Category	2023-24 / Last
15 / November 18, 2023 at UT Arlington	Points	15 / November 18, 2023 at UT Arlington
10 / November 18, 2023 at UT Arlington	Rebounds	10 / November 18, 2023 at UT Arlington
2 / January 25, 2023 at FIU	Assists	1, 6x / January 10, 2024 at Florida Atlantic
3, 2x / December 19, 2023 at Seattle U	Steals	3, 2x / December 19, 2023 at Seattle U
2 / March 10, 2023 vs Western Kentucky	Blocks	1 / February 11, 2024 vs UAB
6 / November 18, 2023 at UT Arlington	FG Made	6 / November 18, 2023 at UT Arlington
11 / November 18, 2023 at UT Arlington	FG Attempted	11 / November 18, 2023 at UT Arlington
2 / January 10, 2024 at Florida Atlantic	3PT Made	2 / January 10, 2024 at Florida Atlantic
4 / January 10, 2024 at Florida Atlantic	3PT Attempted	4 / January 10, 2024 at Florida Atlantic
4 / November 24, 2023 at Sam Houston	FT Made	4 / November 24, 2023 at Sam Houston
8 / November 24, 2023 at Sam Houston	FT Attempted	8 / November 24, 2023 at Sam Houston
26 / November 18, 2023 at UT Arlington	Minutes	26 / November 18, 2023 at UT Arlington

2023-24 STATISTICS

#20 LINTON, Maya

Opponent	Date	GS	MIN	Total		3-Pointers		Free throws		Rebounds				PF	A	TO	BLK	STL	PTS	AVG	
				FG-FGA	PCT	3FG-3FGA	PCT	FT-FTA	PCT	OFF	DEF	TOT	AVG								
at Arizona St.	11/06/2023	*	20:22	4-7	.571	0-0	.000	2-2	1.000	1	3	4	4.0	5	0	0	0	3	10	10.0	
New Mexico St.	11/10/2023	*	20:49	3-6	.500	0-1	.000	3-3	1.000	5	1	6	5.0	5	0	2	0	1	9	9.5	
at A&M-Corpus Christi	11/15/2023		18:35	0-3	.000	0-1	.000	0-0	.000	3	4	7	5.7	3	0	2	0	2	0	6.3	
at UT Arlington	11/18/2023	*	26:41	6-11	.545	0-0	.000	3-6	.500	3	7	10	6.8	5	0	1	0	2	15	8.5	
at Texas Tech	11/20/2023	*	23:04	0-1	.000	0-0	.000	2-4	.500	4	0	4	6.2	4	1	2	0	2	2	7.2	
at Sam Houston	11/25/2023	*	14:23	0-2	.000	0-0	.000	4-8	.500	2	4	6	6.2	2	1	0	0	0	4	6.7	
Texas St.	11/30/2023	*	18:35	0-4	.000	0-1	.000	0-0	.000	1	4	5	6.0	2	1	1	0	0	0	5.7	
Houston	12/14/2023		16:16	0-1	.000	0-0	.000	0-0	.000	2	2	4	5.8	2	0	0	0	1	0	5.0	
at Oregon	12/17/2023		13:25	0-0	.000	0-0	.000	0-0	.000	1	0	1	5.2	3	0	0	0	1	0	4.4	
at Seattle U	12/19/2023	*	24:44	1-5	.200	0-1	.000	3-4	.750	3	1	4	5.1	3	1	0	0	3	5	4.5	
at Temple	12/30/2023	*	19:25	1-1	1.000	1-1	1.000	0-0	.000	2	4	6	5.2	3	1	0	0	1	3	4.4	
at East Carolina	01/02/2024		15:54	1-3	.333	0-0	.000	0-0	.000	3	2	5	5.2	3	0	3	0	2	2	4.2	
Wichita St.	01/06/2024		15:15	0-3	.000	0-0	.000	0-2	.000	2	4	6	5.2	2	1	2	0	0	0	3.8	
at Fla. Atlantic	01/10/2024		18:16	3-6	.500	2-4	.500	2-2	1.000	2	3	5	5.2	2	1	1	0	0	10	4.3	
Charlotte	01/14/2024		13:09	0-2	.000	0-1	.000	0-2	.000	0	2	2	5.0	1	0	0	0	1	0	4.0	
South Fla.	01/16/2024		09:42	0-1	.000	0-1	.000	0-0	.000	1	2	3	4.9	2	0	0	0	0	0	3.8	
at UAB	01/21/2024		13:29	0-2	.000	0-0	.000	0-0	.000	0	2	2	4.7	3	0	2	0	1	0	3.5	
at SMU	01/27/2024	*	22:02	3-3	1.000	0-0	.000	1-2	.500	2	2	4	4.7	2	0	3	0	1	7	3.7	
UAB	02/11/2024	*	20:42	2-4	.500	0-0	.000	0-0	.000	1	2	3	4.6	4	0	1	1	1	4	3.7	
at Tulsa	02/14/2024		18:51	1-2	.500	0-0	.000	0-0	.000	0	2	2	4.5	3	0	0	0	6	2	3.7	
Totals			10	363:39	25-67	.373	3-11	.273	20-35	.571	38	51	89	4.5	59	7	20	1	28	73	3.7

Player Averages

Games Played	Minutes/game	Points/game	FG Pct	3FG Pct	FT Pct	Rebounds/game	Assists/game	Turnovers/game	Assist/Turnover ratio	Steals/game	Blocks/game
20	18.2	3.7	37.3	27.3	57.1	4.5	0.4	1.0	0.4	1.4	0.1

PLAYER GAME-BY-GAME STATISTICS

21

CHEYENNE ROWE

Sophomore • Forward • 6-2 • Ajax, Ontario, Canada • Bill Crothers Secondary School • James Madison



Rowe's Career and 2023-24 Game Highs (* at James Madison)

Career / Last	Category	2023-24 / Last
11 / December 4, 2022 vs UMES*	Points	8 / December 17, 2023 at Oregon
9 / November 6, 2023 at Arizona State	Rebounds	9 / November 6, 2023 at Arizona State
1, 7x / January 16, 2024 vs South Florida	Assists	1, 5x / January 16, 2024 vs South Florida
1, 5x / December 17, 2023 at Oregon	Steals	1, 3x / December 17, 2023 at Oregon
2, 2x / December 17, 2022 at Hampton*	Blocks	1 / November 20, 2023 at Texas Tech
5 / December 4, 2022 vs UMES*	FG Made	4 / December 17, 2023 at Oregon
5, 3x / December 3, 2023 vs UTEP	FG Attempted	7 / December 17, 2023 at Oregon
1 / February 11, 2024 vs UAB	3PT Made	1 / February 11, 2024 vs UAB
1, 2x / February 11, 2024 vs UAB	3PT Attempted	1, 2x / February 11, 2024 vs UAB
3 / November 15, 2023 at Texas A&M-Corpus Christi	FT Made	3 / November 15, 2023 at Texas A&M-Corpus Christi
4, 3x / November 15, 2023 at Texas A&M-Corpus Christi	FT Attempted	4, 2x / November 15, 2023 at Texas A&M-Corpus Christi
17, 3x / December 3, 2023 vs UTEP	Minutes	17, 2x / December 3, 2023 vs UTEP

#21 ROWE, Cheyenne

2023-24 STATISTICS

Opponent	Date	GS	MIN	Total		3-Pointers		Free throws		Rebounds				PF	A	TO	BLK	STL	PTS	AVG
				FG-FGA	PCT	3FG-3FGA	PCT	FT-FTA	PCT	OFF	DEF	TOT	AVG							
at Arizona St.	11/06/2023		17:13	2-4	.500	0-0	.000	2-3	.667	5	4	9	9.0	2	1	0	0	0	6	6.0
New Mexico St.	11/10/2023		07:25	0-0	.000	0-0	.000	1-2	.500	1	0	1	5.0	1	0	0	0	0	1	3.5
at A&M-Corpus Christi	11/15/2023		13:41	2-3	.667	0-0	.000	3-4	.750	4	3	7	5.7	1	0	0	0	0	7	4.7
at UT Arlington	11/18/2023		06:03	0-1	.000	0-0	.000	0-0	.000	0	1	1	4.5	1	1	1	0	0	0	3.5
at Texas Tech	11/20/2023		09:30	1-1	1.000	0-0	.000	0-2	.000	1	0	1	3.8	1	1	0	1	0	2	3.2
at Sam Houston	11/25/2023		03:44	0-0	.000	0-0	.000	1-2	.500	0	1	1	3.3	1	0	0	0	0	1	2.8
Texas St.	11/30/2023		14:11	2-5	.400	0-0	.000	0-0	.000	4	3	7	3.9	1	0	1	0	1	4	3.0
UTEP	12/03/2023		17:32	2-5	.400	0-0	.000	0-0	.000	1	3	4	3.9	0	1	1	1	0	4	3.1
Houston	12/14/2023		08:02	0-0	.000	0-0	.000	0-0	.000	0	0	0	3.4	0	0	0	0	0	0	2.8
at Oregon	12/17/2023		15:17	4-7	.571	0-1	.000	0-0	.000	2	2	4	3.5	2	0	1	0	1	8	3.3
at Temple	12/30/2023		07:03	0-0	.000	0-0	.000	1-2	.500	0	2	2	3.4	0	0	0	0	0	1	3.1
at East Carolina	01/02/2024		08:21	0-4	.000	0-0	.000	0-0	.000	2	0	2	3.3	1	0	1	0	0	0	2.8
Wichita St.	01/06/2024		04:51	0-0	.000	0-0	.000	0-0	.000	1	0	1	3.1	0	0	0	0	0	0	2.6
at Fla. Atlantic	01/10/2024		05:39	0-0	.000	0-0	.000	0-0	.000	1	0	1	2.9	1	0	0	0	0	0	2.4
Charlotte	01/14/2024		05:02	0-0	.000	0-0	.000	0-0	.000	1	1	2	2.9	0	0	0	0	0	0	2.3
South Fla.	01/16/2024		16:23	0-3	.000	0-0	.000	0-0	.000	4	1	5	3.0	1	1	1	0	0	0	2.1
at SMU	01/27/2024		07:28	1-1	1.000	0-0	.000	0-0	.000	0	2	2	2.9	1	0	0	0	0	2	2.1
North Texas	01/31/2024		17:00	1-2	.500	0-0	.000	2-2	1.000	0	4	4	3.0	2	1	0	0	0	4	2.2
Tulane	02/04/2024		04:02	0-1	.000	0-0	.000	0-0	.000	0	0	0	2.8	1	0	0	0	0	0	2.1
UAB	02/11/2024		15:40	3-4	.750	1-1	1.000	0-0	.000	2	1	3	2.9	0	0	0	0	0	7	2.4
at Tulsa	02/14/2024		03:23	1-1	1.000	0-0	.000	0-0	.000	1	0	1	2.8	0	0	0	0	0	2	2.3
Totals		0	207:28	19-42	.452	1-2	.500	10-17	.588	30	28	58	2.8	17	6	6	2	2	49	2.3

Player Averages

Games Played	Minutes/game	Points/game	FG Pct	3FG Pct	FT Pct	Rebounds/game	Assists/game	Turnovers/game	Assist/Turnover ratio	Steals/game	Blocks/game
21	9.9	2.3	45.2	50.0	58.8	2.8	0.3	0.3	1.0	0.1	0.1

PLAYER GAME-BY-GAME STATISTICS

22

KYRA WHITE

Senior • Guard • 5-9 • Converse, Texas • Judson HS • Southern California



White's Career and 2023-24 Game Highs

Career / Last	Category	2023-24 / Last
23 / January 16, 2024 vs South Florida	Points	23 / January 16, 2024 vs South Florida
13 / January 4, 2023 at Middle Tennessee	Rebounds	11 / January 26, 2024 at SMU
9, 3x / January 14, 2024 vs Charlotte	Assists	9 / January 14, 2024 vs Charlotte
5 / March 9, 2023 vs Rice	Steals	3 / November 10, 2023 vs New Mexico State
4 / November 30, 2023 vs Texas State	Blocks	4 / November 30, 2023 vs Texas State
10 / January 25, 2023 at FIU	FG Made	9 / January 16, 2024 vs South Florida
19 / December 14, 2023 vs Houston	FG Attempted	19 / December 14, 2023 vs Houston
5 / January 16, 2024 vs South Florida	3PT Made	5 / January 16, 2024 vs South Florida
11 / January 16, 2024 vs South Florida	3PT Attempted	11, 2x / January 16, 2024 vs South Florida
5 / November 15, 2023 at Texas A&M-Corpus Christi	FT Made	5 / November 15, 2023 at Texas A&M-Corpus Christi
6, 2x / November 15, 2023 at Texas A&M-Corpus Christi	FT Attempted	6, 2x / November 15, 2023 at Texas A&M-Corpus Christi
44 / January 14, 2024 vs Charlotte	Minutes	44 / January 14, 2024 vs Charlotte

2023-24 STATISTICS

#22 WHITE, Kyra

Opponent	Date	GS	MIN	Total		3-Pointers		Free throws		Rebounds				PF	A	TO	BLK	STL	PTS	AVG
				FG-FGA	PCT	3FG-3FGA	PCT	FT-FTA	PCT	OFF	DEF	TOT	AVG							
at Arizona St.	11/06/2023	*	36:41	3-9	.333	1-2	.500	1-2	.500	0	2	2	2.0	2	4	3	3	1	8	8.0
New Mexico St.	11/10/2023	*	32:48	4-17	.235	2-8	.250	3-6	.500	2	6	8	5.0	1	3	2	0	3	13	10.5
at A&M-Corpus Christi	11/15/2023	*	42:41	5-13	.385	3-6	.500	5-6	.833	3	3	6	5.3	1	5	1	1	1	18	13.0
at UT Arlington	11/18/2023	*	34:57	2-6	.333	0-1	.000	1-2	.500	1	5	6	5.5	2	6	2	0	0	5	11.0
at Texas Tech	11/20/2023	*	34:49	4-11	.364	3-5	.600	2-2	1.000	0	8	8	6.0	3	3	6	1	0	13	11.4
at Sam Houston	11/25/2023	*	36:04	5-16	.313	1-3	.333	3-3	1.000	0	3	3	5.5	2	1	6	1	2	14	11.8
Texas St.	11/30/2023	*	36:53	3-9	.333	0-3	.000	1-4	.250	0	3	3	5.1	3	5	3	4	0	7	11.1
UTEP	12/03/2023	*	26:30	4-10	.400	0-4	.000	4-5	.800	0	3	3	4.9	1	7	3	0	1	12	11.3
Houston	12/14/2023	*	35:07	6-19	.316	4-8	.500	1-2	.500	0	8	8	5.2	2	5	6	3	0	17	11.9
at Oregon	12/17/2023	*	33:54	0-8	.000	0-5	.000	0-0	.000	0	5	5	5.2	4	4	3	0	0	0	10.7
at Seattle U	12/19/2023	*	34:22	4-10	.400	1-5	.200	1-2	.500	2	4	6	5.3	2	3	4	2	2	10	10.6
at Temple	12/30/2023	*	37:04	5-17	.294	2-9	.222	4-4	1.000	1	2	3	5.1	1	3	4	1	0	16	11.1
at East Carolina	01/02/2024	*	28:44	2-8	.250	1-6	.167	0-0	.000	0	0	0	4.7	4	7	1	0	3	5	10.6
Wichita St.	01/06/2024	*	34:33	4-15	.267	1-5	.200	3-4	.750	2	7	9	5.0	2	8	3	1	1	12	10.7
at Fla. Atlantic	01/10/2024	*	32:15	4-9	.444	2-5	.400	2-4	.500	0	4	4	4.9	1	5	2	2	4	12	10.8
Charlotte	01/14/2024	*	44:03	4-14	.286	1-4	.250	0-1	.000	3	7	10	5.3	2	9	3	1	1	9	10.7
South Fla.	01/16/2024	*	30:17	9-17	.529	5-11	.455	0-0	.000	3	5	8	5.4	0	6	1	1	1	23	11.4
at UAB	01/21/2024	*	36:27	5-17	.294	0-4	.000	1-2	.500	0	10	10	5.7	2	6	4	3	1	11	11.4
at SMU	01/27/2024	*	37:00	4-13	.308	0-5	.000	1-1	1.000	1	10	11	5.9	2	7	4	0	0	9	11.3
North Texas	01/31/2024	*	35:14	3-11	.273	1-2	.500	0-0	.000	0	4	4	5.9	4	6	6	1	2	7	11.1
Tulane	02/04/2024	*	33:08	1-10	.100	1-8	.125	0-0	.000	1	5	6	5.9	2	6	3	0	1	3	10.7
UAB	02/11/2024	*	31:49	6-11	.545	0-2	.000	0-0	.000	0	5	5	5.8	2	2	2	1	1	12	10.7
at Tulsa	02/14/2024	*	35:52	6-11	.545	1-3	.333	2-2	1.000	3	1	4	5.7	2	2	1	0	0	15	10.9
Totals			23 801:12	93-281	.331	30-114	.263	35-52	.673	22	110	132	5.7	47	113	73	26	25	251	10.9

Player Averages

Games Played	Minutes/game	Points/game	FG Pct	3FG Pct	FT Pct	Rebounds/game	Assists/game	Turnovers/game	Assist/Turnover ratio	Steals/game	Blocks/game
23	34.8	10.9	33.1	26.3	67.3	5.7	4.9	3.2	1.5	1.1	1.1

PLAYER GAME-BY-GAME STATISTICS

23

KYLEIGH MCGUIRE

Senior • Forward • 5-11 • Houston, Texas • Atascocita HS



McGuire's Career and 2023-24 Game Highs

Career / Last	Category	2023-24 / Last
12 / February 6, 2021 vs FIU	Points	4, 3x / January 10, 2024 at Florida Atlantic
13 / February 6, 2021 vs FIU	Rebounds	4 / December 3, 2023 vs UTEP
1, 11x / January 31, 2024 vs North Texas	Assists	1, 5x / January 31, 2024 vs North Texas
1, 7x / December 19, 2023 at Seattle U	Steals	1 / December 19, 2023 at Seattle U
1, 3x / January 19, 2023 vs Florida Atlantic	Blocks	N/A
4 / February 6, 2021 vs FIU	FG Made	2, 2x / January 10, 2024 at Florida Atlantic
8 / February 6, 2021 vs FIU	FG Attempted	4 / January 10, 2024 at Florida Atlantic
N/A	3PT Made	N/A
N/A	3PT Attempted	N/A
5 / November 30, 2020	FT Made	2 / December 3, 2023 vs UTEP
8 / February 6, 2021 vs FIU	FT Attempted	2, 2x / January 31, 2024 vs North Texas
45 / February 6, 2021 vs FIU	Minutes	9, 2x / January 14, 2024 vs Charlotte

#23 MCGUIRE, Kyleigh

2023-24 STATISTICS

Opponent	Date	GS	MIN	Total		3-Pointers		Free throws		Rebounds				PF	A	TO	BLK	STL	PTS	AVG
				FG-FGA	PCT	3FG-3FGA	PCT	FT-FTA	PCT	OFF	DEF	TOT	AVG							
at Arizona St.	11/06/2023		07:25	1-1	1.000	0-0	.000	0-0	.000	0	1	1	1.0	1	1	1	0	0	2	2.0
UTEP	12/03/2023		07:38	1-1	1.000	0-0	.000	2-2	1.000	1	3	4	2.5	1	1	1	0	0	4	3.0
at Seattle U	12/19/2023		07:50	2-2	1.000	0-0	.000	0-0	.000	1	1	2	2.3	1	0	0	0	1	4	3.3
at East Carolina	01/02/2024		07:02	1-2	.500	0-0	.000	0-0	.000	0	1	1	2.0	1	0	1	0	0	2	3.0
Wichita St.	01/06/2024		03:43	0-0	.000	0-0	.000	0-0	.000	0	1	1	1.8	0	0	0	0	0	0	2.4
at Fla. Atlantic	01/10/2024		09:23	2-4	.500	0-0	.000	0-0	.000	2	0	2	1.8	0	0	1	0	0	4	2.7
Charlotte	01/14/2024		09:25	1-2	.500	0-0	.000	0-0	.000	1	0	1	1.7	3	1	0	0	0	2	2.6
South Fla.	01/16/2024		07:11	1-3	.333	0-0	.000	0-0	.000	0	0	0	1.5	2	1	2	0	0	2	2.5
at UAB	01/21/2024		03:10	0-0	.000	0-0	.000	0-0	.000	0	0	0	1.3	1	0	0	0	0	0	2.2
North Texas	01/31/2024		07:23	1-1	1.000	0-0	.000	1-2	.500	1	2	3	1.5	1	1	0	0	0	3	2.3
Tulane	02/04/2024		02:40	0-0	.000	0-0	.000	0-0	.000	0	0	0	1.4	0	0	0	0	0	0	2.1
UAB	02/11/2024		02:24	0-1	.000	0-0	.000	0-0	.000	0	0	0	1.3	1	0	1	0	0	0	1.9
Totals		0	75:14	10-17	.588	0-0	.000	3-4	.750	6	9	15	1.3	12	5	7	0	1	23	1.9

Player Averages

Games Played	Minutes/game	Points/game	FG Pct	3FG Pct	FT Pct	Rebounds/game	Assists/game	Turnovers/game	Assist/Turnover ratio	Steals/game	Blocks/game
12	6.3	1.9	58.8	0.0	75.0	1.3	0.4	0.6	0.7	0.1	0.0

PLAYER GAME-BY-GAME STATISTICS

25

IDARA UDO



Freshman • Forward • 6-1 • Plano, Texas • Plano East HS

Udo's Career and 2023-24 Game Highs

Career / Last	Category	2023-24 / Last
26 / January 14, 2024 vs Charlotte	Points	26 / January 14, 2024 vs Charlotte
12 / January 31, 2024 vs North Texas	Rebounds	12 / January 31, 2024 vs North Texas
4 / January 10, 2024 at Florida Atlantic	Assists	4 / January 10, 2024 at Florida Atlantic
2, 2x / February 4, 2024 vs Tulane	Steals	2, 2x / February 4, 2024 vs Tulane
4 / November 30, 2023 vs Texas State	Blocks	4 / November 30, 2023 vs Texas State
9 / January 14, 2024 vs Charlotte	FG Made	9 / January 14, 2024 vs Charlotte
13 / January 14, 2024 vs Charlotte	FG Attempted	13 / January 14, 2024 vs Charlotte
N/A	3PT Made	N/A
N/A	3PT Attempted	N/A
8 / January 14, 2024 vs Charlotte	FT Made	8 / January 14, 2024 vs Charlotte
10 / January 14, 2024 vs Charlotte	FT Attempted	10 / January 14, 2024 vs Charlotte
36 / January 14, 2024 vs Charlotte	Minutes	36 / January 14, 2024 vs Charlotte

2023-24 STATISTICS

Opponent	Date	GS	MIN	Total			3-Pointers		Free throws		Rebounds				PF	A	TO	BLK	STL	PTS	AVG
				FG	FGA	PCT	3FG	3FGA	PCT	FT	FTA	PCT	OFF	DEF							
at Arizona St.	11/06/2023		23:19	4-7	.571	0-0	.000	2-6	.333	4	5	9	9.0	4	0	2	2	1	10	10.0	
New Mexico St.	11/10/2023		24:14	1-3	.333	0-0	.000	0-2	.000	4	7	11	10.0	1	1	0	2	1	2	6.0	
at A&M-Corpus Christi	11/15/2023	*	11:00	1-5	.200	0-0	.000	0-2	.000	2	4	6	8.7	5	1	2	1	0	2	4.7	
at UT Arlington	11/18/2023		21:03	4-9	.444	0-0	.000	1-2	.500	4	3	7	8.3	2	1	3	0	1	9	5.8	
at Texas Tech	11/20/2023		14:45	1-4	.250	0-0	.000	1-1	1.000	2	2	4	7.4	5	0	4	2	0	3	5.2	
at Sam Houston	11/25/2023		19:26	2-4	.500	0-0	.000	1-2	.500	3	2	5	7.0	2	0	1	1	1	5	5.2	
Texas St.	11/30/2023		17:29	2-5	.400	0-0	.000	3-4	.750	1	5	6	6.9	1	0	0	4	0	7	5.4	
UTEP	12/03/2023	*	15:32	1-1	1.000	0-0	.000	3-4	.750	1	1	2	6.3	2	0	0	0	0	5	5.4	
Houston	12/14/2023	*	25:48	3-9	.333	0-0	.000	1-2	.500	7	1	8	6.4	3	1	1	0	0	7	5.6	
at Oregon	12/17/2023	*	13:49	2-5	.400	0-0	.000	0-0	.000	1	2	3	6.1	4	0	0	0	0	4	5.4	
at Seattle U	12/19/2023		16:17	5-8	.625	0-0	.000	5-7	.714	6	3	9	6.4	0	2	1	0	0	15	6.3	
at Temple	12/30/2023		19:50	5-9	.556	0-0	.000	0-1	.000	4	1	5	6.3	2	1	5	0	0	10	6.6	
at East Carolina	01/02/2024	*	17:54	3-6	.500	0-0	.000	0-0	.000	1	2	3	6.0	4	1	3	1	1	6	6.5	
Wichita St.	01/06/2024	*	24:36	3-7	.429	0-0	.000	0-1	.000	5	0	5	5.9	3	2	1	0	0	6	6.5	
at Fla. Atlantic	01/10/2024	*	24:07	2-7	.286	0-0	.000	0-3	.000	6	1	7	6.0	2	4	0	2	0	4	6.3	
Charlotte	01/14/2024	*	36:27	9-13	.692	0-0	.000	8-10	.800	6	3	9	6.2	4	0	5	3	1	26	7.6	
South Fla.	01/16/2024	*	24:53	3-7	.429	0-0	.000	1-2	.500	3	3	6	6.2	4	1	1	1	0	7	7.5	
at UAB	01/21/2024	*	26:38	5-7	.714	0-0	.000	1-2	.500	5	0	5	6.1	2	0	0	0	1	11	7.7	
at SMU	01/27/2024	*	28:13	4-11	.364	0-0	.000	3-4	.750	3	6	9	6.3	4	1	3	0	1	11	7.9	
North Texas	01/31/2024	*	28:50	5-9	.556	0-0	.000	4-5	.800	6	6	12	6.6	4	0	3	0	2	14	8.2	
Tulane	02/04/2024	*	26:04	4-8	.500	0-0	.000	0-0	.000	2	1	3	6.4	2	0	3	0	2	8	8.2	
UAB	02/11/2024	*	24:58	4-9	.444	0-0	.000	1-2	.500	6	1	7	6.4	0	1	1	1	0	9	8.2	
at Tulsa	02/14/2024	*	26:32	4-6	.667	0-0	.000	3-4	.750	2	2	4	6.3	3	0	4	0	1	11	8.3	
Totals			15	511:43	77-159	.484	0-0	.000	38-66	.576	84	61	145	6.3	63	17	43	20	13	192	8.3

Player Averages

Games Played	Minutes/game	Points/game	FG Pct	3FG Pct	FT Pct	Rebounds/game	Assists/game	Turnovers/game	Assist/Turnover ratio	Steals/game	Blocks/game
23	22.2	8.3	48.4	0.0	57.6	6.3	0.7	1.9	0.4	0.6	0.9

PLAYER GAME-BY-GAME STATISTICS

30

NISSA SAM-GRANT

Senior • Center • 6-4 • Toronto, Ontario Canada • Wheeler HS • Arkansas-Pine Bluff • Panola College



Sam-Grant's NCAA Career and 2023-24 Game Highs (* at Arkansas-Pine Bluff)

Career / Last	Category	2023-24 / Last
10 / November 21, 2019 at Illinois*	Points	4, 3x / January 16, 2024 vs South Florida
12 / January 27, 2020 at Texas Southern*	Rebounds	6 / January 2, 2024 at East Carolina
3 / February 23, 2021 at Prairie View A&M*	Assists	1 / December 3, 2023 vs UTEP
2 / December 17, 2020 vs New Mexico*	Steals	N/A
8 / January 11, 2021 vs Alabama A&M*	Blocks	3 / December 3, 2023 vs UTEP
4 / November 21, 2019 at Illinois*	FG Made	2, 3x / January 16, 2024 vs South Florida
7 / November 29, 2019 at Iowa State*	FG Attempted	3, 2x / January 16, 2024 vs South Florida
1, 2x / December 21, 202 at Arkansas*	3PT Made	N/A
2 / December 20, 2019 at Texas Tech*	3PT Attempted	N/A
4 / January 25, 2020 at Prairie View A&M*	FT Made	N/A
5 / December 29, 2020 at Oklahoma*	FT Attempted	N/A
28 / December 29, 2020 at Oklahoma*	Minutes	14 / December 3, 2023 vs UTEP

2023-24 STATISTICS

#30 SAM-GRANT, Nissa

Opponent	Date	GS	MIN	Total		3-Pointers		Free throws		Rebounds				PF	A	TO	BLK	STL	PTS	AVG	
				FG-FGA	PCT	3FG-3FGA	PCT	FT-FTA	PCT	OFF	DEF	TOT	AVG								
at Arizona St.	11/06/2023		01:18	0-0	.000	0-0	.000	0-0	.000	0	0	0	0.0	0	0	0	0	0	0	0.0	
at A&M-Corpus Christi	11/15/2023		03:09	1-1	1.000	0-0	.000	0-0	.000	0	1	1	0.5	2	0	0	1	0	2	1.0	
at Texas Tech	11/20/2023		04:37	0-0	.000	0-0	.000	0-0	.000	0	0	0	0.3	0	0	0	0	0	0	0.7	
at Sam Houston	11/25/2023		01:47	0-0	.000	0-0	.000	0-0	.000	0	0	0	0.3	0	0	1	1	0	0	0.5	
UTEP	12/03/2023		14:17	2-3	.667	0-0	.000	0-0	.000	0	3	3	0.8	1	1	0	3	0	4	1.2	
at Oregon	12/17/2023		02:26	0-0	.000	0-0	.000	0-0	.000	0	0	0	0.7	0	0	0	0	0	0	1.0	
at East Carolina	01/02/2024		10:13	2-2	1.000	0-0	.000	0-0	.000	2	4	6	1.4	0	0	2	1	0	4	1.4	
Wichita St.	01/06/2024		04:47	0-1	.000	0-0	.000	0-0	.000	1	0	1	1.4	0	0	0	0	0	0	1.3	
Charlotte	01/14/2024		00:38	0-0	.000	0-0	.000	0-0	.000	0	0	0	1.2	0	0	0	0	0	0	1.1	
South Fla.	01/16/2024		08:17	2-3	.667	0-0	.000	0-0	.000	0	0	0	1.1	0	0	0	1	0	4	1.4	
Totals			0	51:29	7-10	.700	0-0	.000	0-0	.000	3	8	11	1.1	3	1	3	7	0	14	1.4

Player Averages

Games Played	Minutes/game	Points/game	FG Pct	3FG Pct	FT Pct	Rebounds/game	Assists/game	Turnovers/game	Assist/Turnover ratio	Steals/game	Blocks/game
10	5.1	1.4	70.0	0.0	0.0	1.1	0.1	0.3	0.3	0.0	0.7

PLAYER GAME-BY-GAME STATISTICS

32

JORDYN JENKINS



Jenkins' Career and 2023-24 Game Highs (* at USC)

Career / Last	Category	2023-24 / Last
40 / February 20, 2023 at North Texas	Points	11, 2x / February 14, 2024 at Tulsa
16 / January 4, 2023 vs Middle Tennessee	Rebounds	7 / February 14, 2024 at Tulsa
5 / January 16, 2022 vs Washington*	Assists	1, 2x / February 14, 2024 at Tulsa
4 / November 26, 2022 vs St. John's	Steals	1 / February 14, 2024 at Tulsa
4 / November 30, 2022 at Texas State	Blocks	1 / February 11, 2024 vs UAB
15 / January 11, 2023 vs UTEP	FG Made	4 / February 14, 2024 at Tulsa
22 / January 11, 2023 vs UTEP	FG Attempted	13 / February 14, 2024 at Tulsa
3, 4x / February 20, 2023 at North Texas	3PT Made	1 / February 11, 2024 vs UAB
6 / March 8, 2023 vs Florida Atlantic	3PT Attempted	3 / February 11, 2024 vs UAB
13 / February 20, 2023 at North Texas	FT Made	4 / February 11, 2024 vs UAB
16 / February 20, 2023 at North Texas	FT Attempted	4 / February 11, 2024 vs UAB
39 / February 20, 2023 at North Texas	Minutes	14 / February 14, 2024 at Tulsa

#32 JENKINS, Jordyn

2023-24 STATISTICS

Opponent	Date	GS	MIN	Total		3-Pointers		Free throws		Rebounds				PF	A	TO	BLK	STL	PTS	AVG
				FG-FGA	PCT	3FG-3FGA	PCT	FT-FTA	PCT	OFF	DEF	TOT	AVG							
UAB	02/11/2024		11:46	3-12	.250	1-3	.333	4-4	1.000	3	3	6	6.0	1	1	0	1	0	11	11.0
at Tulsa	02/14/2024		14:40	4-13	.308	0-2	.000	3-3	1.000	2	5	7	6.5	4	1	1	0	1	11	11.0
Totals		0	26:26	7-25	.280	1-5	.200	7-7	1.000	5	8	13	6.5	5	2	1	1	1	22	11.0

Player Averages

Games Played	Minutes/game	Points/game	FG Pct	3FG Pct	FT Pct	Rebounds/game	Assists/game	Turnovers/game	Assist/Turnover ratio	Steals/game	Blocks/game
2	13.2	11.0	28.0	20.0	100.0	6.5	1.0	0.5	2.0	0.5	0.5

2023-24 ROADRUNNER WOMEN'S BASKETBALL STATS



PLAYER SEASON / CAREER STATISTICS



Summary

Player	Season Statistics										Career Statistics									
	GP-GS	MIN/G	FG%	3FG%	FT%	R/G	A/G	STL	BLK	PTS/G	GP-GS	MIN/G	FG%	3FG%	FT%	R/G	A/G	STL	BLK	PTS/G
ATWOOD, Hailey	21-8	12.7	.400	.273	.800	1.5	0.8	6	2	1.5	79-40	19.4	.334	.176	.612	3.1	0.9	33	12	3.2
COCKRELL, Madison	18-0	8.4	.297	.350	.750	1.4	0.4	12	1	1.9	35-2	9.8	.337	.333	.667	1.5	0.7	22	1	2.6
COLEMAN, Elyssa	22-21	27.4	.449	.300	.630	7.5	0.7	17	34	11.4	84-69	24.9	.430	.217	.657	6.2	0.6	46	129	9.4
GUTTADAURO, Siena	16-0	10.2	.333	.351	.500	1.2	0.6	0	1	2.8	44-3	11.3	.292	.302	.583	1.2	0.7	9	2	2.6
JENKINS, Jordyn	2-0	13.2	.280	.200	1.000	6.5	1.0	1	1	11.0	75-66	25.4	.495	.311	.788	6.5	1.2	78	68	15.5
LINTON, Maya	20-10	18.2	.373	.273	.571	4.5	0.4	28	1	3.7	51-11	16.4	.389	.250	.607	3.9	0.4	41	9	2.7
LOVE, Sidney	23-23	30.5	.369	.225	.814	3.3	3.0	30	2	11.0	52-47	29.6	.398	.290	.811	3.5	2.6	67	6	10.5
LUCIO, Emma	10-0	9.1	.192	.125	.375	1.0	0.6	1	0	1.5	10-0	9.1	.192	.125	.375	1.0	0.6	1	0	1.5
MCGUIRE, Kyleigh	12-0	6.3	.588	.000	.750	1.3	0.4	1	0	1.9	54-7	8.9	.419	.000	.574	1.9	0.2	7	3	1.6
PARKER, Alexis	17-3	9.3	.219	.000	.421	1.2	0.5	5	4	1.3	41-4	11.3	.317	.189	.394	1.2	0.6	16	5	1.8
PROCTOR, Aysia	22-12	25.2	.480	.439	.556	5.7	1.4	14	7	10.5	22-12	25.2	.480	.439	.556	5.7	1.4	14	7	10.5
ROWE, Cheyenne	21-0	9.9	.452	.500	.588	2.8	0.3	2	2	2.3	37-0	9.5	.531	.500	.581	2.6	0.2	4	6	2.4
SAM-GRANT, Nissa	10-0	5.1	.700	.000	.000	1.1	0.1	0	7	1.4	10-0	5.1	.700	.000	.000	1.1	0.1	0	7	1.4
UDO, Idara	23-15	22.2	.484	.000	.576	6.3	0.7	13	20	8.3	23-15	22.2	.484	.000	.576	6.3	0.7	13	20	8.3
WHITE, Kyra	23-23	34.8	.331	.263	.673	5.7	4.9	25	26	10.9	132-77	24.4	.349	.266	.675	3.2	2.9	108	78	4.8

Scoring

Player	Season Statistics								Career Statistics							
	FG-FGA	FG%	3FG-3FGA	3FG%	FT-FTA	FT%	PTS	PTS/G	FG-FGA	FG%	3FG-3FGA	3FG%	FT-FTA	FT%	PTS	PTS/G
ATWOOD, Hailey	12-30	.400	3-11	.273	4-5	.800	31	1.5	102-305	.334	16-91	.176	30-49	.612	250	3.2
COCKRELL, Madison	11-37	.297	7-20	.350	6-8	.750	35	1.9	30-89	.337	14-42	.333	16-24	.667	90	2.6
COLEMAN, Elyssa	109-243	.449	3-10	.300	29-46	.630	250	11.4	329-765	.430	10-46	.217	119-181	.657	787	9.4
GUTTADAURO, Siena	15-45	.333	13-37	.351	1-2	.500	44	2.8	38-130	.292	32-106	.302	7-12	.583	115	2.6
JENKINS, Jordyn	7-25	.280	1-5	.200	7-7	1.000	22	11.0	409-826	.495	32-103	.311	309-392	.788	1159	15.5
LINTON, Maya	25-67	.373	3-11	.273	20-35	.571	73	3.7	51-131	.389	3-12	.250	34-56	.607	139	2.7
LOVE, Sidney	90-244	.369	16-71	.225	57-70	.814	253	11.0	198-498	.398	45-155	.290	103-127	.811	544	10.5
LUCIO, Emma	5-26	.192	2-16	.125	3-8	.375	15	1.5	5-26	.192	2-16	.125	3-8	.375	15	1.5
MCGUIRE, Kyleigh	10-17	.588	0-0	.000	3-4	.750	23	1.9	31-74	.419	0-0	.000	27-47	.574	89	1.6
PARKER, Alexis	7-32	.219	0-11	.000	8-19	.421	22	1.3	26-82	.317	7-37	.189	13-33	.394	72	1.8
PROCTOR, Aysia	96-200	.480	29-66	.439	10-18	.556	231	10.5	96-200	.480	29-66	.439	10-18	.556	231	10.5
ROWE, Cheyenne	19-42	.452	1-2	.500	10-17	.588	49	2.3	34-64	.531	1-2	.500	18-31	.581	87	2.4
SAM-GRANT, Nissa	7-10	.700	0-0	.000	0-0	.000	14	1.4	7-10	.700	0-0	.000	0-0	.000	14	1.4
UDO, Idara	77-159	.484	0-0	.000	38-66	.576	192	8.3	77-159	.484	0-0	.000	38-66	.576	192	8.3
WHITE, Kyra	93-281	.331	30-114	.263	35-52	.673	251	10.9	245-702	.349	67-252	.266	81-120	.675	638	4.8

Totals

Player	Season Statistics									Career Statistics								
	O-REB	D-REB	TOTAL	PF	FO	A	TO	A/TO	O-REB	D-REB	TOTAL	PF	FO	A	TO	A/TO		
ATWOOD, Hailey	9	23	32	30	0	17	26	0.7	92	155	247	137	0	72	117	0.6		
COCKRELL, Madison	6	20	26	19	0	8	12	0.7	13	38	51	43	1	23	32	0.7		
COLEMAN, Elyssa	55	111	166	66	5	16	44	0.4	204	320	524	247	13	47	157	0.3		
GUTTADAURO, Siena	5	14	19	9	0	9	17	0.5	14	37	51	20	0	29	36	0.8		
JENKINS, Jordyn	5	8	13	5	0	2	1	2.0	156	333	489	192	9	92	176	0.5		
LINTON, Maya	38	51	89	59	3	7	20	0.4	88	111	199	144	4	20	57	0.4		
LOVE, Sidney	16	61	77	63	1	68	68	1.0	47	136	183	140	1	135	149	0.9		
LUCIO, Emma	2	8	10	7	0	6	11	0.5	2	8	10	7	0	6	11	0.5		
MCGUIRE, Kyleigh	6	9	15	12	0	5	7	0.7	44	56	100	86	3	12	30	0.4		
PARKER, Alexis	8	13	21	11	0	8	14	0.6	16	33	49	40	0	26	30	0.9		
PROCTOR, Aysia	32	93	125	37	1	30	50	0.6	32	93	125	37	1	30	50	0.6		
ROWE, Cheyenne	30	28	58	17	0	6	6	1.0	53	44	97	41	1	8	14	0.6		
SAM-GRANT, Nissa	3	8	11	3	0	1	3	0.3	3	8	11	3	0	1	3	0.3		
UDO, Idara	84	61	145	63	2	17	43	0.4	84	61	145	63	2	17	43	0.4		
WHITE, Kyra	22	110	132	47	0	113	73	1.5	62	361	423	220	3	383	287	1.3		

2023-24 ROADRUNNER WOMEN'S BASKETBALL STATS



TEAM AND OPPONENTS STATISTICS



	UTSA	OPP
Scoring	1505	1489
Points per game	65.4	64.7
Scoring margin	+0.7	-
Field goals-att	583-1458	510-1385
Field goal pct	.400	.368
3 point fg-att	108-374	160-509
3-point FG pct	.289	.314
3-pt FG made per game	4.7	7.0
Free throws-att	231-357	309-456
Free throw pct	.647	.678
F-Throws made per game	10.0	13.4
Rebounds	1056	803
Rebounds per game	45.9	34.9
Rebounding margin	+11.0	-
Assists	313	298
Assists per game	13.6	13.0
Turnovers	414	315
Turnovers per game	18.0	13.7
Turnover margin	-4.3	-
Assist/turnover ratio	0.8	0.9
Steals	155	190
Steals per game	6.7	8.3
Blocks	108	88
Blocks per game	4.7	3.8
Winning streak	0	-
Home win streak	1	-
Attendance	8845	18212
Home games-Avg/Game	10-885	13-1401
Neutral site-Avg/Game	-	0-0

Score by Periods

Team	1st	2nd	3rd	4th	OT	TOT
UTSA	336	349	383	381	56	1505
Opponents	348	380	354	359	48	1489

2023-24 ROADRUNNER WOMEN'S BASKETBALL STATS



INDIVIDUAL GAME HIGHS



POINTS	32		Elyssa Coleman vs Wichita St. (01/06/2024)
	26		Idara Udo vs Charlotte (01/14/2024)
	26		Sidney Love at UT Arlington (11/18/2023)
	23		Kyra White vs South Fla. (01/16/2024)
	23		Elyssa Coleman vs UTEP (12/03/2023)
FIELD GOALS MADE	14		Elyssa Coleman vs Wichita St. (01/06/2024)
	11		Elyssa Coleman vs UTEP (12/03/2023)
FIELD GOAL ATTEMPTS	21		Aysia Proctor at Oregon (12/17/2023)
	20		Elyssa Coleman vs Wichita St. (01/06/2024)
FIELD GOAL PERCENTAGE (min 5 made)	.889	(8-9)	Aysia Proctor vs New Mexico St. (11/10/2023)
	.846	(11-13)	Elyssa Coleman vs UTEP (12/03/2023)
3 PT FG MADE	5		Kyra White vs South Fla. (01/16/2024)
	5		Aysia Proctor vs Charlotte (01/14/2024)
3 PT FG ATTEMPTS	11		Kyra White vs South Fla. (01/16/2024)
	9		Kyra White at Temple (12/30/2023)
3 PT FG PERCENTAGE (min 2 made)	1.000	(2-2)	Siena Guttadauro vs Tulane (02/04/2024)
	.833	(5-6)	Aysia Proctor vs Charlotte (01/14/2024)
FREE THROWS MADE	13		Sidney Love at UT Arlington (11/18/2023)
	8		Idara Udo vs Charlotte (01/14/2024)
FREE THROW ATTEMPTS	15		Sidney Love at UT Arlington (11/18/2023)
	10		Idara Udo vs Charlotte (01/14/2024)
FREE THROW PERCENTAGE (min 3 made)	1.000	(5-5)	Sidney Love at Oregon (12/17/2023)
	1.000	(4-4)	Jordyn Jenkins vs UAB (02/11/2024)
	1.000	(4-4)	Kyra White at Temple (12/30/2023)
	1.000	(4-4)	Elyssa Coleman at Seattle U (12/19/2023)
	1.000	(4-4)	Sidney Love at A&M-Corpus Christi (11/15/2023)
	1.000	(3-3)	Jordyn Jenkins at Tulsa (02/14/2024)
	1.000	(3-3)	Kyra White at Sam Houston (11/25/2023)
	1.000	(3-3)	Sidney Love at Texas Tech (11/20/2023)
REBOUNDS	19		Elyssa Coleman vs Wichita St. (01/06/2024)
	13		Aysia Proctor vs Charlotte (01/14/2024)
	13		Elyssa Coleman at Oregon (12/17/2023)
ASSISTS	9		Kyra White vs Charlotte (01/14/2024)
	8		Kyra White vs Wichita St. (01/06/2024)
STEALS	6		Maya Linton at Tulsa (02/14/2024)
	4		Elyssa Coleman vs Tulane (02/04/2024)
	4		Kyra White at Fla. Atlantic (01/10/2024)
BLOCKED SHOTS	4		Elyssa Coleman vs North Texas (01/31/2024)
	4		Kyra White vs Texas St. (11/30/2023)
	4		Idara Udo vs Texas St. (11/30/2023)
	4		Elyssa Coleman vs New Mexico St. (11/10/2023)
TURNOVERS	7		Sidney Love at Temple (12/30/2023)
	6		Kyra White vs North Texas (01/31/2024)
	6		Sidney Love at Oregon (12/17/2023)
	6		Kyra White vs Houston (12/14/2023)
	6		Kyra White at Sam Houston (11/25/2023)
	6		Kyra White at Texas Tech (11/20/2023)
	6		Aysia Proctor at Texas Tech (11/20/2023)

2023-24 ROADRUNNER WOMEN'S BASKETBALL STATS



OPPONENTS INDIVIDUAL GAME HIGHS



POINTS	27		Tracey Hueston vs Charlotte (01/14/2024)
	22		Denim DeShields at UAB (01/21/2024)
	22		Karina Gordon at East Carolina (01/02/2024)
	21		Mya Perry at Fla. Atlantic (01/10/2024)
	20		Temira Poindexter at Tulsa (02/14/2024)
	20		Danae McNeal at East Carolina (01/02/2024)
FIELD GOALS MADE	10		Denim DeShields at UAB (01/21/2024)
	10		Tracey Hueston vs Charlotte (01/14/2024)
FIELD GOAL ATTEMPTS	23		Denim DeShields at UAB (01/21/2024)
	17		Dazia Lawrence vs Charlotte (01/14/2024)
	17		Tracey Hueston vs Charlotte (01/14/2024)
	17		Sydnee Kemp at Sam Houston (11/25/2023)
FIELD GOAL PERCENTAGE (min 5 made)	.750	(6-8)	Amira Mabry vs Tulane (02/04/2024)
	.714	(5-7)	Mady Cartwright at Tulsa (02/14/2024)
	.714	(5-7)	Tatyana Wyche at East Carolina (01/02/2024)
	.714	(5-7)	Mireia Aguado at A&M-Corpus Christi (11/15/2023)
3 PT FG MADE	7		Mya Perry at Fla. Atlantic (01/10/2024)
	6		Karina Gordon at East Carolina (01/02/2024)
3 PT FG ATTEMPTS	12		Mya Perry at Fla. Atlantic (01/10/2024)
	11		Vittoria Blasigh vs South Fla. (01/16/2024)
3 PT FG PERCENTAGE (min 2 made)	1.000	(4-4)	Tracey Hueston vs Charlotte (01/14/2024)
	.800	(4-5)	Tylie Jones vs New Mexico St. (11/10/2023)
FREE THROWS MADE	10		Jaddan Simmons at Arizona St. (11/06/2023)
	8		Imani Smith vs Charlotte (01/14/2024)
	8		Erin Wilson vs UTEP (12/03/2023)
FREE THROW ATTEMPTS	12		Jaddan Simmons at Arizona St. (11/06/2023)
	11		Alecia Westbrook at A&M-Corpus Christi (11/15/2023)
FREE THROW PERCENTAGE (min 3 made)	1.000	(8-8)	Erin Wilson vs UTEP (12/03/2023)
	1.000	(6-6)	Chance Gray at Oregon (12/17/2023)
	1.000	(5-5)	Dyani Robinson vs North Texas (01/31/2024)
	1.000	(5-5)	Laila Blair vs Houston (12/14/2023)
	1.000	(4-4)	Temira Poindexter at Tulsa (02/14/2024)
	1.000	(4-4)	Jessika Evans at Tulsa (02/14/2024)
	1.000	(4-4)	Kyren Whittington vs Tulane (02/04/2024)
	1.000	(4-4)	Karina Gordon at East Carolina (01/02/2024)
	1.000	(4-4)	Rayne Tucker at Temple (12/30/2023)
	1.000	(3-3)	Kylee Schneringer vs UAB (02/11/2024)
	1.000	(3-3)	Aniya Bell vs Wichita St. (01/06/2024)
REBOUNDS	13		Tatyana Wyche at East Carolina (01/02/2024)
	12		Daniela Abies vs Wichita St. (01/06/2024)
ASSISTS	9		Peyton Howard at Seattle U (12/19/2023)
	7		Reagan Bradley at SMU (01/27/2024)
	7		Karina Gordon at East Carolina (01/02/2024)
STEALS	6		Danae McNeal at East Carolina (01/02/2024)
	4		Tiarra East at Temple (12/30/2023)
	4		Mya Moore at Seattle U (12/19/2023)
	4		Jane Asinde vs UTEP (12/03/2023)
	4		Jordyn Merritt at Texas Tech (11/20/2023)
	4		Sabou Gueye vs New Mexico St. (11/10/2023)
	4		Jaddan Simmons at Arizona St. (11/06/2023)
BLOCKED SHOTS	5		Amirah Abdur-Rahim at SMU (01/27/2024)
	4		Hannah Pratt vs Tulane (02/04/2024)
	4		Grace VanSlooten at Oregon (12/17/2023)
	4		Nabaweeyah McGill at A&M-Corpus Christi (11/15/2023)

2023-24 ROADRUNNER WOMEN'S BASKETBALL STATS

UTSA OPPONENTS INDIVIDUAL GAME HIGHS CONT. *UTSA*

Opponent - Individual Game Highs

TURNOVERS	7	Temira Poindexter at Tulsa (02/14/2024)
	6	Karina Gordon at East Carolina (01/02/2024)
	6	Mireia Aguado at A&M-Corpus Christi (11/15/2023)
FOULS	5	Tracey Hueston vs Charlotte (01/14/2024)
	5	Tiffany Tullis vs Texas St. (11/30/2023)
	5	Diana Rosenthal at Sam Houston (11/25/2023)
	5	Gia Adams at UT Arlington (11/18/2023)
	5	Nabweeyah McGill at A&M-Corpus Christi (11/15/2023)

2023-24 ROADRUNNER WOMEN'S BASKETBALL STATS



STATISTICAL LEADERS



Points

##	Player	G	Pts	Pts/G
11	Love, Sidney	23	253	11.0
22	White, Kyra	23	251	10.9
0	Coleman, Elyssa	22	250	11.4
12	Proctor, Aysia	22	231	10.5
25	Udo, Idara	23	192	8.3
20	Linton, Maya	20	73	3.7
21	Rowe, Cheyenne	21	49	2.3
4	Guttadauro, Siena	16	44	2.8
5	Cockrell, Madison	18	35	1.9
1	Atwood, Hailey	21	31	1.5
23	McGuire, Kyleigh	12	23	1.9
32	Jenkins, Jordyn	2	22	11.0
2	Parker, Alexis	17	22	1.3
3	Lucio, Emma	10	15	1.5
30	Sam-Grant, Nissa	10	14	1.4

Scoring Average

##	Player	G	Pts	Pts/G
0	Coleman, Elyssa	22	250	11.4
32	Jenkins, Jordyn	2	22	11.0
11	Love, Sidney	23	253	11.0
22	White, Kyra	23	251	10.9
12	Proctor, Aysia	22	231	10.5
25	Udo, Idara	23	192	8.3
20	Linton, Maya	20	73	3.7
4	Guttadauro, Siena	16	44	2.8
21	Rowe, Cheyenne	21	49	2.3
5	Cockrell, Madison	18	35	1.9
23	McGuire, Kyleigh	12	23	1.9
3	Lucio, Emma	10	15	1.5
1	Atwood, Hailey	21	31	1.5
30	Sam-Grant, Nissa	10	14	1.4
2	Parker, Alexis	17	22	1.3

Field Goal Percentage

##	Player	FG	Att	Pct
30	Sam-Grant, Nissa	7	10	.700
23	McGuire, Kyleigh	10	17	.588
25	Udo, Idara	77	159	.484
12	Proctor, Aysia	96	200	.480
21	Rowe, Cheyenne	19	42	.452
0	Coleman, Elyssa	109	243	.449
1	Atwood, Hailey	12	30	.400
20	Linton, Maya	25	67	.373
11	Love, Sidney	90	244	.369
4	Guttadauro, Siena	15	45	.333
22	White, Kyra	93	281	.331
5	Cockrell, Madison	11	37	.297
32	Jenkins, Jordyn	7	25	.280
2	Parker, Alexis	7	32	.219
3	Lucio, Emma	5	26	.192

Field Goal Attempts

##	Player	G	Att	Att/G
22	White, Kyra	23	281	12.2
11	Love, Sidney	23	244	10.6
0	Coleman, Elyssa	22	243	11.0
12	Proctor, Aysia	22	200	9.1
25	Udo, Idara	23	159	6.9

Field Goals Made

##	Player	G	Made	Made/G
0	Coleman, Elyssa	22	109	5.0
12	Proctor, Aysia	22	96	4.4
22	White, Kyra	23	93	4.0
11	Love, Sidney	23	90	3.9
25	Udo, Idara	23	77	3.3

2023-24 ROADRUNNER WOMEN'S BASKETBALL STATS



STATISTICAL LEADERS CONT.



3-Point FG Percentage

##	Player	3FG	Att	Pct
21	Rowe, Cheyenne	1	2	.500
12	Proctor, Aysia	29	66	.439
4	Guttadauro, Siena	13	37	.351
5	Cockrell, Madison	7	20	.350
0	Coleman, Elyssa	3	10	.300
20	Linton, Maya	3	11	.273
1	Atwood, Hailey	3	11	.273
22	White, Kyra	30	114	.263
11	Love, Sidney	16	71	.225
32	Jenkins, Jordyn	1	5	.200
3	Lucio, Emma	2	16	.125

3-Point FG Attempts

##	Player	G	Att	Att/G
22	White, Kyra	23	114	5.0
11	Love, Sidney	23	71	3.1
12	Proctor, Aysia	22	66	3.0
4	Guttadauro, Siena	16	37	2.3
5	Cockrell, Madison	18	20	1.1

3-Point FG Made

##	Player	G	Made	Made/G
22	White, Kyra	23	30	1.3
12	Proctor, Aysia	22	29	1.3
11	Love, Sidney	23	16	0.7
4	Guttadauro, Siena	16	13	0.8
5	Cockrell, Madison	18	7	0.4

Free Throw Percentage

##	Player	Made	Att	Pct
32	Jenkins, Jordyn	7	7	1.000
11	Love, Sidney	57	70	.814
1	Atwood, Hailey	4	5	.800
5	Cockrell, Madison	6	8	.750
23	McGuire, Kyleigh	3	4	.750
22	White, Kyra	35	52	.673
0	Coleman, Elyssa	29	46	.630
21	Rowe, Cheyenne	10	17	.588
25	Udo, Idara	38	66	.576
20	Linton, Maya	20	35	.571
12	Proctor, Aysia	10	18	.556
4	Guttadauro, Siena	1	2	.500
2	Parker, Alexis	8	19	.421
3	Lucio, Emma	3	8	.375

Free Throw Attempts

##	Player	G	Att	Att/G
11	Love, Sidney	23	70	3.0
25	Udo, Idara	23	66	2.9
22	White, Kyra	23	52	2.3
0	Coleman, Elyssa	22	46	2.1
20	Linton, Maya	20	35	1.8

Free Throws Made

##	Player	G	Made	Made/G
11	Love, Sidney	23	57	2.5
25	Udo, Idara	23	38	1.7
22	White, Kyra	23	35	1.5
0	Coleman, Elyssa	22	29	1.3
20	Linton, Maya	20	20	1.0

Rebounds

##	Player	G	Reb	Reb/G
0	Coleman, Elyssa	22	166	7.5
25	Udo, Idara	23	145	6.3
22	White, Kyra	23	132	5.7
12	Proctor, Aysia	22	125	5.7
20	Linton, Maya	20	89	4.5

Assists

##	Player	G	Ast	Ast/G
22	White, Kyra	23	113	4.9
11	Love, Sidney	23	68	3.0
12	Proctor, Aysia	22	30	1.4
25	Udo, Idara	23	17	0.7
1	Atwood, Hailey	21	17	0.8

2023-24 ROADRUNNER WOMEN'S BASKETBALL STATS



STATISTICAL LEADERS CONT.



##	Player	G	Reb	Reb/G
0	Coleman, Elyssa	22	166	7.5
32	Jenkins, Jordyn	2	13	6.5
25	Udo, Idara	23	145	6.3
22	White, Kyra	23	132	5.7
12	Proctor, Aysia	22	125	5.7

##	Player	G	Stl	Stl/G
11	Love, Sidney	23	30	1.3
20	Linton, Maya	20	28	1.4
22	White, Kyra	23	25	1.1
0	Coleman, Elyssa	22	17	0.8
12	Proctor, Aysia	22	14	0.6

Offensive Rebounds

##	Player	G	OReb	OReb/G
25	Udo, Idara	23	84	3.7
0	Coleman, Elyssa	22	55	2.5
20	Linton, Maya	20	38	1.9
12	Proctor, Aysia	22	32	1.5
21	Rowe, Cheyenne	21	30	1.4

Blocked Shots

##	Player	G	Blk	Blk/G
0	Coleman, Elyssa	22	34	1.5
22	White, Kyra	23	26	1.1
25	Udo, Idara	23	20	0.9
12	Proctor, Aysia	22	7	0.3
30	Sam-Grant, Nissa	10	7	0.7

Defensive Rebounds

##	Player	G	DReb	DReb/G
0	Coleman, Elyssa	22	111	5.0
22	White, Kyra	23	110	4.8
12	Proctor, Aysia	22	93	4.2
11	Love, Sidney	23	61	2.7
25	Udo, Idara	23	61	2.7

Minutes

##	Player	G	Min	Min/G
22	White, Kyra	23	801	34:50
11	Love, Sidney	23	702	30:31
0	Coleman, Elyssa	22	602	27:21
12	Proctor, Aysia	22	554	25:12
25	Udo, Idara	23	512	22:15

Fouls

##	Player	G	PF	PF/G
0	Coleman, Elyssa	22	66	3.0
11	Love, Sidney	23	63	2.7
25	Udo, Idara	23	63	2.7
20	Linton, Maya	20	59	3.0
22	White, Kyra	23	47	2.0

Turnovers

##	Player	G	TO	TO/G
22	White, Kyra	23	73	3.2
11	Love, Sidney	23	68	3.0
12	Proctor, Aysia	22	50	2.3
0	Coleman, Elyssa	22	44	2.0
25	Udo, Idara	23	43	1.9

Foul Outs

##	Player	G	FO
0	Coleman, Elyssa	22	5
20	Linton, Maya	20	3
25	Udo, Idara	23	2
11	Love, Sidney	23	1
12	Proctor, Aysia	22	1

2023-24 ROADRUNNER WOMEN'S BASKETBALL STATS



TEAM GAME-BY-GAME



Record	Overall	Home	Away	Neutral
ALL GAMES	12-11	7-3	5-8	0-0
CONFERENCE	6-6	5-1	1-5	0-0
NON-CONFERENCE	6-5	2-2	4-3	0-0

Team Results

Date	Opponent	Score	Att.	High Points	High Rebounds	
11/06/2023	at Arizona St.	L	55-70	821	(10) LINTON, Maya (10) UDO, Idara	(9) ROWE, Cheyenne (9) UDO, Idara
11/10/2023	New Mexico St.	W	58-55	712	(19) PROCTOR, Aysia	(11) UDO, Idara
11/15/2023	at A&M-Corpus Christi	Wot	66-59	779	(18) WHITE, Kyra	(7) LINTON, Maya (7) ROWE, Cheyenne
11/18/2023	at UT Arlington	W	70-66	832	(26) LOVE, Sidney	(10) LINTON, Maya
11/20/2023	at Texas Tech	L	58-63	4155	(18) LOVE, Sidney	(8) WHITE, Kyra (8) COLEMAN, Elyssa
11/25/2023	at Sam Houston	W	63-56	235	(17) COLEMAN, Elyssa	(8) PROCTOR, Aysia
11/30/2023	Texas St.	Lot	57-65	1535	(11) COLEMAN, Elyssa (11) GUTTADAURO, Siena (11) LOVE, Sidney	(9) COLEMAN, Elyssa
12/03/2023	UTEP	W	90-66	926	(23) COLEMAN, Elyssa	(8) COLEMAN, Elyssa
12/14/2023	Houston	L	64-66	869	(19) PROCTOR, Aysia	(8) WHITE, Kyra (8) UDO, Idara
12/17/2023	at Oregon	L	48-61	5549	(20) PROCTOR, Aysia	(13) COLEMAN, Elyssa
12/19/2023	at Seattle U	W	75-64	339	(18) COLEMAN, Elyssa	(9) COLEMAN, Elyssa (9) UDO, Idara
12/30/2023	at Temple	L	58-71	1324	(16) WHITE, Kyra	(7) COLEMAN, Elyssa (7) LOVE, Sidney
01/02/2024	at East Carolina	L	54-82	956	(13) COCKRELL, Madison	(6) SAM-GRANT, Nissa
01/06/2024	Wichita St.	W	74-60	722	(32) COLEMAN, Elyssa	(19) COLEMAN, Elyssa
01/10/2024	at Fla. Atlantic	W	73-60	243	(17) PROCTOR, Aysia	(10) COLEMAN, Elyssa
01/14/2024	Charlotte	Wot2	81-80	671	(26) UDO, Idara	(13) PROCTOR, Aysia
01/16/2024	South Fla.	W	65-42	758	(23) WHITE, Kyra	(8) WHITE, Kyra (8) PROCTOR, Aysia
01/21/2024	at UAB	L	53-54	406	(11) WHITE, Kyra (11) LOVE, Sidney (11) UDO, Idara	(10) WHITE, Kyra
01/27/2024	at SMU	L	58-75	1396	(11) COLEMAN, Elyssa (11) LOVE, Sidney (11) UDO, Idara	(11) WHITE, Kyra
01/31/2024	North Texas	Wot	75-67	924	(14) UDO, Idara	(12) UDO, Idara
02/04/2024	Tulane	L	64-75	990	(21) COLEMAN, Elyssa	(12) COLEMAN, Elyssa
02/11/2024	UAB	W	76-58	738	(14) PROCTOR, Aysia	(7) PROCTOR, Aysia (7) UDO, Idara
02/14/2024	at Tulsa	L	70-74	1177	(16) LOVE, Sidney	(7) JENKINS, Jordyn (7) PROCTOR, Aysia

2023-24 ROADRUNNER WOMEN'S BASKETBALL STATS



TEAM GAME HIGHS



POINTS	90		UTEP (12/03/2023)
	81		Charlotte (01/14/2024)
	76		UAB (02/11/2024)
	75		North Texas (01/31/2024)
	75		at Seattle U (12/19/2023)
FIELD GOALS MADE	35		UTEP (12/03/2023)
	32		UAB (02/11/2024)
FIELD GOAL ATTEMPTS	81		Wichita St. (01/06/2024)
	77		at Oregon (12/17/2023)
FIELD GOAL PERCENTAGE	.583	(35-60)	UTEP (12/03/2023)
	.460	(29-63)	at Fla. Atlantic (01/10/2024)
	.460	(29-63)	at Seattle U (12/19/2023)
3 PT FG MADE	11		South Fla. (01/16/2024)
	8		Charlotte (01/14/2024)
	8		at Fla. Atlantic (01/10/2024)
	8		UTEP (12/03/2023)
3 PT FG ATTEMPTS	25		at East Carolina (01/02/2024)
	22		Tulane (02/04/2024)
	22		South Fla. (01/16/2024)
3 PT FG PERCENTAGE	.500	(11-22)	South Fla. (01/16/2024)
	.500	(2-4)	at Sam Houston (11/25/2023)
FREE THROWS MADE	20		at UT Arlington (11/18/2023)
	17		at Sam Houston (11/25/2023)
FREE THROW ATTEMPTS	29		at Sam Houston (11/25/2023)
	29		at UT Arlington (11/18/2023)
FREE THROW PERCENTAGE	.857	(6-7)	at Oregon (12/17/2023)
	.800	(12-15)	UTEP (12/03/2023)
REBOUNDS	57		at Oregon (12/17/2023)
	55		South Fla. (01/16/2024)
ASSISTS	22		Wichita St. (01/06/2024)
	22		UTEP (12/03/2023)
STEALS	15		at East Carolina (01/02/2024)
	11		at Tulsa (02/14/2024)
BLOCKED SHOTS	11		Texas St. (11/30/2023)
	9		at Sam Houston (11/25/2023)
TURNOVERS	31		at Texas Tech (11/20/2023)
	29		at East Carolina (01/02/2024)
FOULS	28		at East Carolina (01/02/2024)
	28		at A&M-Corpus Christi (11/15/2023)

2023-24 ROADRUNNER WOMEN'S BASKETBALL STATS



OPPONENT GAME HIGHS



POINTS	82	at East Carolina (01/02/2024)
	80	Charlotte (01/14/2024)
	75	Tulane (02/04/2024)
	75	at SMU (01/27/2024)
	74	at Tulsa (02/14/2024)
FIELD GOALS MADE	29	at SMU (01/27/2024)
	27	Tulane (02/04/2024)
	27	at Temple (12/30/2023)
FIELD GOAL ATTEMPTS	76	North Texas (01/31/2024)
	70	at UAB (01/21/2024)
FIELD GOAL PERCENTAGE	.551 (27-49)	Tulane (02/04/2024)
	.500 (26-52)	at Tulsa (02/14/2024)
3 PT FG MADE	13	Tulane (02/04/2024)
	13	at Fla. Atlantic (01/10/2024)
3 PT FG ATTEMPTS	31	at Fla. Atlantic (01/10/2024)
	29	North Texas (01/31/2024)
3 PT FG PERCENTAGE	.556 (10-18)	at East Carolina (01/02/2024)
	.464 (13-28)	Tulane (02/04/2024)
FREE THROWS MADE	23	Charlotte (01/14/2024)
	22	at East Carolina (01/02/2024)
FREE THROW ATTEMPTS	33	Charlotte (01/14/2024)
	32	at A&M-Corpus Christi (11/15/2023)
FREE THROW PERCENTAGE	.889 (8-9)	Tulane (02/04/2024)
	.850 (17-20)	Houston (12/14/2023)
REBOUNDS	49	Texas St. (11/30/2023)
	44	at UAB (01/21/2024)
ASSISTS	19	at Tulsa (02/14/2024)
	19	Tulane (02/04/2024)
	19	at SMU (01/27/2024)
	19	at East Carolina (01/02/2024)
	19	at UT Arlington (11/18/2023)
STEALS	16	at Texas Tech (11/20/2023)
	14	at East Carolina (01/02/2024)
BLOCKED SHOTS	13	at Oregon (12/17/2023)
	6	at SMU (01/27/2024)
	6	Charlotte (01/14/2024)
	6	at Seattle U (12/19/2023)
	6	at A&M-Corpus Christi (11/15/2023)
TURNOVERS	26	at East Carolina (01/02/2024)
	19	at Tulsa (02/14/2024)
FOULS	25	at Sam Houston (11/25/2023)
	25	at Arizona St. (11/06/2023)

2023-24 ROADRUNNER WOMEN'S BASKETBALL STATS



TEAM GAME LOWS



POINTS	48		at Oregon (12/17/2023)
	53		at UAB (01/21/2024)
	54		at East Carolina (01/02/2024)
	55		at Arizona St. (11/06/2023)
	57		Texas St. (11/30/2023)
FIELD GOALS MADE	20		at East Carolina (01/02/2024)
	20		at Oregon (12/17/2023)
	20		at Arizona St. (11/06/2023)
FIELD GOAL ATTEMPTS	51		at Sam Houston (11/25/2023)
	51		at Texas Tech (11/20/2023)
FIELD GOAL PERCENTAGE	.260	(20-77)	at Oregon (12/17/2023)
	.313	(20-64)	at East Carolina (01/02/2024)
3 PT FG MADE	2		at Seattle U (12/19/2023)
	2		at Oregon (12/17/2023)
	2		at Sam Houston (11/25/2023)
	2		at UT Arlington (11/18/2023)
	2		at Arizona St. (11/06/2023)
3 PT FG ATTEMPTS	4		at Sam Houston (11/25/2023)
	9		at Seattle U (12/19/2023)
3 PT FG PERCENTAGE	.111	(2-18)	at Oregon (12/17/2023)
	.154	(2-13)	at Arizona St. (11/06/2023)
FREE THROWS MADE	4		at UAB (01/21/2024)
	6		Tulane (02/04/2024)
	6		South Fla. (01/16/2024)
	6		at Oregon (12/17/2023)
FREE THROW ATTEMPTS	6		at UAB (01/21/2024)
	7		at Oregon (12/17/2023)
FREE THROW PERCENTAGE	.462	(6-13)	South Fla. (01/16/2024)
	.500	(8-16)	at East Carolina (01/02/2024)
REBOUNDS	38		at Tulsa (02/14/2024)
	39		Tulane (02/04/2024)
	39		at Temple (12/30/2023)
ASSISTS	5		at Tulsa (02/14/2024)
	6		at Texas Tech (11/20/2023)
STEALS	1		UTEP (12/03/2023)
	2		Texas St. (11/30/2023)
BLOCKED SHOTS	0		at Tulsa (02/14/2024)
	0		at Oregon (12/17/2023)
TURNOVERS	9		UAB (02/11/2024)
	10		Wichita St. (01/06/2024)
FOULS	9		UAB (02/11/2024)
	12		Houston (12/14/2023)

2023-24 ROADRUNNER WOMEN'S BASKETBALL STATS



OPPONENT GAME LOWS



POINTS	42		South Fla. (01/16/2024)
	54		at UAB (01/21/2024)
	55		New Mexico St. (11/10/2023)
	56		at Sam Houston (11/25/2023)
	58		UAB (02/11/2024)
FIELD GOALS MADE	12		South Fla. (01/16/2024)
	17		at Sam Houston (11/25/2023)
FIELD GOAL ATTEMPTS	49		Tulane (02/04/2024)
	51		at Oregon (12/17/2023)
	51		at A&M-Corpus Christi (11/15/2023)
FIELD GOAL PERCENTAGE	.211	(12-57)	South Fla. (01/16/2024)
	.246	(17-69)	at Sam Houston (11/25/2023)
3 PT FG MADE	3		South Fla. (01/16/2024)
	3		at A&M-Corpus Christi (11/15/2023)
3 PT FG ATTEMPTS	12		at Temple (12/30/2023)
	14		at A&M-Corpus Christi (11/15/2023)
3 PT FG PERCENTAGE	.130	(3-23)	South Fla. (01/16/2024)
	.167	(4-24)	at Sam Houston (11/25/2023)
FREE THROWS MADE	5		at UAB (01/21/2024)
	5		at Fla. Atlantic (01/10/2024)
FREE THROW ATTEMPTS	9		Tulane (02/04/2024)
	10		UAB (02/11/2024)
FREE THROW PERCENTAGE	.455	(5-11)	at UAB (01/21/2024)
	.455	(5-11)	at Fla. Atlantic (01/10/2024)
REBOUNDS	21		Tulane (02/04/2024)
	24		UTEP (12/03/2023)
ASSISTS	7		UAB (02/11/2024)
	7		at UAB (01/21/2024)
	7		South Fla. (01/16/2024)
STEALS	2		UAB (02/11/2024)
	2		at UAB (01/21/2024)
BLOCKED SHOTS	0		at Sam Houston (11/25/2023)
	1		at UAB (01/21/2024)
	1		at Fla. Atlantic (01/10/2024)
	1		New Mexico St. (11/10/2023)
	1		at Arizona St. (11/06/2023)
TURNOVERS	8		at SMU (01/27/2024)
	8		Texas St. (11/30/2023)
FOULS	8		at SMU (01/27/2024)
	9		at Oregon (12/17/2023)

AROUND THE AMERICAN

2023-24 AAC WEEKLY WBB SCHEDULE ALL TIMES ET

Sunday, February 18	
UTSA at North Texas	3:00 PM
Charlotte at SMU	6:30 PM
Monday, February 19	
Tulane at Temple	7:00 PM
Tuesday, February 20	
Rice at Memphis	8:00 PM
Wednesday, February 21	
South Florida at East Carolina	6:00 PM
Charlotte at North Texas	7:30 PM
UAB at Tulsa	7:30 PM
Thursday, February 22	
Temple at UTSA	7:30 PM
Saturday, February 24	
Memphis at Tulane	3:00 PM
East Carolina at SMU	3:00 PM
North Texas at UAB	3:00 PM
Wichita State at Charlotte	4:00 PM

For the complete schedule, visit theamerican.org



AMERICAN
ATHLETIC CONFERENCE

2023-24 AAC WEEKLY AWARDS

November 13 Player of the Week: Delanie Crawford, Jr., G, Tulsa Freshman of the Week: Karina Gordon, Fr., G, East Carolina	January 15 Player of the Week: Tiara Young, Gr., G, SMU Freshman of the Week: Vittoria Blasigh, Fr., G, South Florida
November 20 Player of the Week: Tiara Young, Gr., G, SMU Freshman of the Week: Vittoria Blasigh, Fr., G, South Florida	January 22 Player of the Week: Temira Poindexter, Jr., F, Tulsa Freshman of the Week: Aysia Proctor, Fr., G, UTSA
November 27 Player of the Week: Temira Poindexter, Jr., F, Tulsa Freshman of the Week: Salese Blow, Fr., G, Wichita State	January 29 Player of the Week: DesiRay Kernal, Gr., F, North Texas Freshman of the Week: Mady Cartwright, Fr., G, Tulsa
December 4 Player of the Week: Danae McNeal, East Carolina Freshman of the Week: Jade Weathersby, F, UAB	February 5 Player of the Week: Danae McNeal, Gr., G, East Carolina Freshman of the Week: Vittoria Blasigh, Fr., G, South Florida
December 10 Player of the Week: DesiRay Kernal, Gr., F, North Texas Freshman of the Week: Vittoria Blasigh, Fr., G, South Florida	February 12 Player of the Week: Jazzy Owens-Barnett, So., G, Rice Freshman of the Week: Aysia Proctor, Fr., G, UTSA
December 18 Player of the Week: Mia Moore, R-So., G, UAB Freshman of the Week: Jade Weathersby, Fr., F, UAB	February 19 Player of the Week: Jazzy Owens-Barnett, So., G, Rice Freshman of the Week: Aysia Proctor, Fr., G, UTSA
December 26 Player of the Week: Amiya Joyner, So., F, East Carolina Freshman of the Week: Idara Udo, Fr., F, UTSA	February 26 Player of the Week: Freshman of the Week:
January 1 Player of the Week: Tre'Zure Jobe, R-Sr., G, Wichita State Freshman of the Week: Vittoria Blasigh, Fr., G, South Florida	March 4 Player of the Week: Freshman of the Week:
January 8 Player of the Week: Dazia Lawrence, R-Jr., G, Charlotte Freshman of the Week: Karina Gordon, Fr., G, East Carolina	

AP Poll • Feb 4, 2024

#	School (1st)	W-L	Pts.	Prev.
1	South Carolina (35)	21-0	875	1
2	Iowa	21-2	836	3
3	NC State	19-2	802	5
4	Colorado	19-3	743	6
5	Ohio State	19-3	694	8
6	Stanford	20-3	691	4
7	Texas	21-3	628	12
8	Kansas State	20-3	593	2
9	UCLA	17-4	546	7
10	Southern Cal	16-4	543	15
11	UConn	19-4	522	11
12	Notre Dame	17-4	455	14
13	LSU	19-4	450	9
14	Indiana	18-3	398	10
15	Louisville	19-3	394	16
16	Virginia Tech	18-4	379	17
17	Oregon State	17-3	322	18
18	Baylor	17-4	317	13
19	Gonzaga	22-2	292	19
20	Utah	17-6	267	20
21	Creighton	18-3	169	22
22	West Virginia	19-2	139	23
23	Syracuse	18-4	106	21
24	Oklahoma	15-6	69	NR
25	Princeton	17-3	44	25

RV (In AAC): N/A

2023-24 AAC Standings

School	AAC	Pct.	Ovr.	Pct.	Streak
North Texas	9-3	.750	19-5	.792	W2
Rice	9-4	.692	15-9	.625	W3
Tulsa	8-4	.667	18-7	.720	W1
Temple	8-4	.667	14-10	.583	W2
UAB	8-5	.615	17-8	.680	L2
East Carolina	7-5	.583	14-9	.609	L1
South Florida	7-6	.538	15-11	.577	W1
Charlotte	7-6	.538	14-11	.560	W1
UTSA	6-6	.500	12-11	.522	L1
SMU	6-7	.462	12-12	.500	W1
Memphis	4-8	.333	8-15	.348	L1
Tulane	3-10	.231	10-14	.417	L3
Florida Atlantic	3-10	.231	8-16	.333	L2
Wichita State	3-10	.231	7-18	.280	L1

WBCA Coaches Poll • Feb. 13, 2024

#	School (Record)	Pts.	Prev.	1st
1	South Carolina (23-0)	800	1	32
2	Ohio State (21-3)	760	5	0
3	Stanford (22-3)	724	6	0
4	Iowa (22-3)	671	2	0
5	Texas (22-3)	650	8	0
6	Kansas State (21-3)	624	7	0
7	North Carolina State (21-3)	615	3	0
8	Colorado (20-4)	541	4	0
9	UCLA (19-4)	523	10	0
10	Southern California (18-4)	486	11	0
11	LSU (21-4)	463	12	0
12	Indiana (20-3)	427	13	0
13	Virginia Tech (20-4)	415	18	0
14	Connecticut (20-5)	411	9	0
15	Oregon State (20-3)	386	19	0
16	Gonzaga (24-2)	356	16	0
17	Notre Dame (18-5)	297	14	0
18	Louisville (20-5)	272	15	0
19	Creighton (20-3)	231	20	0
20	Syracuse (20-4)	206	23	0
21	Baylor (18-5)	166	17	0
22	Utah (18-7)	103	21	0
23	West Virginia (20-3)	85	22	0
24	Princeton (18-3)	75	24	0
25	Oklahoma (17-6)	55	NR	0

RV (In AAC): N/A

AROUND THE AMERICAN



CONFERENCE TEAM RANKINGS



Team	Offense				Defense			
	Scoring	FG Pct	3FG Pct	Rebounds	Scoring	FG Pct	3FG Pct	Rebounds
Charlotte	9	7	7	9	5	5	7	2
East Carolina	11	12	13	12	1	6	8	11
Fla. Atlantic	14	10	3	11	8	9	12	10
Memphis	7	14	10	5	14	14	10	12
North Texas	1	1	9	2	4	3	1	4
Rice	6	6	2	8	3	7	5	6
SMU	3	2	6	13	12	10	9	7
South Fla.	12	11	8	3	2	4	13	5
Temple	3	9	11	4	6	8	4	8
Tulane	8	4	4	14	9	11	14	1
Tulsa	5	5	5	6	10	2	6	14
UAB	2	3	1	10	11	12	2	9
UTSA	10	8	12	1	7	1	11	3
Wichita St.	13	13	14	7	13	13	3	13

Team	FT Pct.	3FGs	Blocks	Steals	Assists	Scoring Margin	Rebound Margin	Turnover Margin	Ast/TO Ratio
Charlotte	5	10	6	4	11	9	4	9	13
East Carolina	7	13	2	1	10	4	12	1	10
Fla. Atlantic	12	4	13	13	14	13	11	13	14
Memphis	14	8	2	2	13	12	8	3	12
North Texas	9	9	9	6	4	1	2	6	8
Rice	2	5	12	6	9	3	6	4	6
SMU	8	14	7	5	2	8	9	5	2
South Fla.	4	6	5	14	3	6	3	10	1
Temple	6	7	7	3	5	2	5	2	4
Tulane	3	3	11	8	1	11	7	12	3
Tulsa	10	2	4	10	6	7	13	11	7
UAB	1	1	10	12	7	5	10	7	5
UTSA	13	11	1	11	8	10	1	14	9
Wichita St.	11	12	14	9	12	14	14	8	11

AROUND THE AMERICAN



CONFERENCE INDIVIDUAL LEADERS



To be ranked, a player must appear in at least 75.0% of their team's games.

Scoring

	Player	G	FG	3FG	FT	Pts	AVG
1.	Poindexter, Temira - Tulsa	25	184	55	86	509	20.36
2.	McNeal, Danae - ECU	23	169	28	92	458	19.91
3.	Crawford, Delanie - Tulsa	25	151	67	94	463	18.52
4.	Lawrence, Dazia - CLT	25	159	24	112	454	18.16
5.	Young, Tiara - SMU	24	150	11	107	418	17.42
6.	Griggs, Madison - Mem	23	137	69	48	391	17.00
7.	Whittington, Kyren - Tulane	19	112	21	68	313	16.47
8.	Kernal, DesiRay - UNT	24	124	14	112	374	15.58
9.	Moore, Mia - UAB	24	126	15	106	373	15.54
	Lampkin, Tommisha - UNT	24	151	0	71	373	15.54
11.	Blasigh, Vittoria - USF	26	126	66	50	368	14.15
12.	Levy, Romi - USF	26	140	22	63	365	14.04
13.	Galic, Marta - Tulane	23	111	50	43	315	13.70
14.	Ennis, Dominique - Rice	24	112	56	25	305	12.71
15.	Hueston, Tracey - CLT	25	116	9	75	316	12.64
16.	DeShields, Denim - UAB	25	116	10	66	308	12.32
17.	Nelson, Aleah - Temple	24	102	38	52	294	12.25
18.	Embry, Chantae - SMU	19	79	24	50	232	12.21
19.	Abies, Daniela - WSU	25	118	2	65	303	12.12
20.	Perry, Mya - FAU	23	93	60	31	277	12.04

Rebounding

	Player	G	Off	Def	Total	AVG
1.	Rozentale, Janeta - FAU	24	59	163	222	9.25
2.	Moore, Mia - UAB	24	67	153	220	9.17
3.	Smith, Alasia - Mem	23	97	113	210	9.13
4.	Abies, Daniela - WSU	25	96	126	222	8.88
5.	Joyner, Amiya - ECU	22	85	102	187	8.50
6.	Tucker, Rayne - Temple	24	85	106	191	7.96
7.	Lutje Schipholt, Evelien - USF	26	90	116	206	7.92
8.	Lampkin, Tommisha - UNT	24	75	112	187	7.79
9.	Kernal, DesiRay - UNT	24	43	139	182	7.58
10.	Coleman, Elyssa - UTSA	22	55	111	166	7.55
11.	Fisher, Malia - Rice	18	32	92	124	6.89
12.	Periman, Hadley - Tulsa	25	51	119	170	6.80
13.	Abdur-Rahim, Amirah - SMU	24	45	112	157	6.54
14.	Parau, Irina - Tulane	24	49	106	155	6.46
15.	Brito, Carla - USF	26	48	116	164	6.31
16.	Udo, Idara - UTSA	23	84	61	145	6.30
17.	Crawford, Delanie - Tulsa	25	30	118	148	5.92
18.	White, Kyra - UTSA	23	22	110	132	5.74
19.	Proctor, Aysia - UTSA	22	32	93	125	5.68
20.	Moore, Jada - FAU	22	41	83	124	5.64

Field Goal Percentage (Minimum 5 FGM/G average)

	Player	G	FGM	FGA	Pct.
1.	Lampkin, Tommisha - UNT	24	151	234	.645
2.	Abdur-Rahim, Amirah - SMU	24	124	229	.541
3.	Whittington, Kyren - Tulane	19	112	214	.523
4.	Kernal, DesiRay - UNT	24	124	244	.508
5.	Moore, Mia - UAB	24	126	267	.472
6.	Young, Tiara - SMU	24	150	328	.457
7.	Crawford, Delanie - Tulsa	25	151	340	.444
8.	Lawrence, Dazia - CLT	25	159	361	.440
9.	Levy, Romi - USF	26	140	319	.439
10.	McNeal, Danae - ECU	23	169	401	.421
11.	Poindexter, Temira - Tulsa	25	184	444	.414
12.	Griggs, Madison - Mem	23	137	382	.359

Assists

	Player	G	No.	AVG
1.	DeShields, Denim - UAB	25	127	5.08
2.	White, Kyra - UTSA	23	113	4.91
3.	Wilson, Aerial - USF	26	115	4.42
4.	Nelson, Aleah - Temple	24	102	4.25
5.	Jones, Tamia - SMU	18	73	4.06
6.	Rainey, Kaylah - Tulane	22	87	3.95
7.	Bradley, Reagan - SMU	24	89	3.71
8.	Jackson, Destiny - Rice	24	77	3.21
9.	Porter, Olivia - CLT	25	79	3.16
10.	Love, Sidney - UTSA	23	68	2.96
11.	Moore, Mia - UAB	24	69	2.88
12.	Hardaway, Ereauna - UNT	24	67	2.79
13.	Lawrence, Dazia - CLT	25	69	2.76
	Crawford, Delanie - Tulsa	25	69	2.76
15.	Parau, Irina - Tulane	24	65	2.71

AROUND THE AMERICAN



CONFERENCE INDIVIDUAL LEADERS CONT.



Free Throw Percentage (Minimum 2.5 FTM/G average)

	Player	G	FTM	FTA	Pct.
1.	Jackson, Destiny - Rice	24	61	69	.884
2.	Crawford, Delanie - Tulsa	25	94	114	.825
3.	McNeal, Danae - ECU	23	92	113	.814
4.	Fisher, Malia - Rice	18	46	57	.807
5.	Embry, Chantae - SMU	19	50	62	.806
6.	DeShields, Denim - UAB	25	66	82	.805
7.	Lawrence, Dazia - CLT	25	112	140	.800
8.	Moore, Mia - UAB	24	106	133	.797
9.	Whittington, Kyren - Tulane	19	68	86	.791
10.	Kernal, DesiRay - UNT	24	112	143	.783
11.	Owens-Barnett, Jazzy - Rice	21	68	88	.773
12.	Hueston, Tracey - CLT	25	75	104	.721
13.	Weathersby, Jade - UAB	25	63	89	.708
14.	Young, Tiara - SMU	24	107	152	.704
15.	Poindexter, Temira - Tulsa	25	86	124	.694

Steals

	Player	G	No.	AVG
1.	McNeal, Danae - ECU	23	77	3.35
2.	Whittington, Kyren - Tulane	19	52	2.74
3.	Smith, Alasia - Mem	23	51	2.22
4.	Jones, Tamia - SMU	18	37	2.06
5.	Smith, Imani - CLT	24	47	1.96
6.	Lawrence, Dazia - CLT	25	47	1.88
7.	Griggs, Madison - Mem	23	42	1.83
8.	East, Tiarra - Temple	22	35	1.59
9.	Fisher, Malia - Rice	18	28	1.56
10.	Jobe, Tre'Zure - WSU	25	38	1.52
11.	Brown, Shelbee - Mem	21	31	1.48
12.	Kernal, DesiRay - UNT	24	35	1.46
13.	Ennis, Dominique - Rice	24	34	1.42
14.	Joyner, Amiya - ECU	22	31	1.41
15.	Linton, Maya - UTSA	20	28	1.40

3-Point FG Percentage (Minimum 2 3FG/G average)

	Player	G	3FG	3FGA	Pct.
1.	Walsh, Maddie - UAB	25	51	115	.443
2.	Perry, Mya - FAU	23	60	149	.403
3.	Crawford, Delanie - Tulsa	25	67	168	.399
4.	Galic, Marta - Tulane	23	50	128	.391
5.	Ennis, Dominique - Rice	24	56	153	.366
6.	Bershers, Tracey - UAB	25	56	157	.357
7.	Griggs, Madison - Mem	23	69	197	.350
8.	Blasigh, Vittoria - USF	26	66	193	.342
9.	Pratt, Hannah - Tulane	24	49	148	.331
10.	Poindexter, Temira - Tulsa	25	55	188	.293

3-Point FG Made

	Player	G	3FG	Avg
1.	Griggs, Madison - Mem	23	69	3.00
2.	Crawford, Delanie - Tulsa	25	67	2.68
3.	Perry, Mya - FAU	23	60	2.61
4.	Blasigh, Vittoria - USF	26	66	2.54
5.	Ennis, Dominique - Rice	24	56	2.33
6.	Bershers, Tracey - UAB	25	56	2.24
7.	Poindexter, Temira - Tulsa	25	55	2.20
8.	Galic, Marta - Tulane	23	50	2.17
9.	Pratt, Hannah - Tulane	24	49	2.04
10.	Walsh, Maddie - UAB	25	51	2.04
11.	Elley, Ashton - UAB	22	42	1.91
12.	Gary, Tarryonna - Temple	23	43	1.87
13.	Gordon, Karina - ECU	23	39	1.70
14.	Cartwright, Mady - Tulsa	25	42	1.68
15.	Nelson, Aleah - Temple	24	38	1.58

AROUND THE AMERICAN



CONFERENCE INDIVIDUAL LEADERS CONT.



Blocked Shots

	Player	G	No.	AVG
1.	Abdur-Rahim, Amirah - SMU	24	43	1.79
2.	Coleman, Elyssa - UTSA	22	34	1.55
3.	Joyner, Amiya - ECU	22	30	1.36
4.	Poindexter, Temira - Tulsa	25	34	1.36
5.	Smith, Alasia - Mem	23	31	1.35
6.	Wyche, Tatyana - ECU	21	27	1.29
7.	Periman, Hadley - Tulsa	25	32	1.28
8.	Lampkin, Tommisha - UNT	24	30	1.25
9.	White, Kyra - UTSA	23	26	1.13
10.	Piper, Ines - Temple	24	27	1.13
11.	Tucker, Rayne - Temple	24	26	1.08
12.	Hueston, Tracey - CLT	25	27	1.08
13.	Green, Aliyah - Mem	23	23	1.00
14.	Lutje Schipholt, Evelien - USF	26	23	0.88
15.	Perea, Caranda - Tulsa	25	22	0.88

Assist/Turnover Ratio (Minimum 3 AST/G average)

	Player	G	Ast.	T/O	Ratio
1.	Wilson, Aerial - USF	26	115	54	2.13
2.	Nelson, Aleah - Temple	24	102	50	2.04
3.	Rainey, Kaylah - Tulane	22	87	48	1.81
4.	Jones, Tamia - SMU	18	73	44	1.66
5.	White, Kyra - UTSA	23	113	73	1.55
6.	DeShields, Denim - UAB	25	127	88	1.44
7.	Bradley, Reagan - SMU	24	89	62	1.44
8.	Jackson, Destiny - Rice	24	77	54	1.43
9.	Porter, Olivia - CLT	25	79	70	1.13

Offensive Rebounds

	Player	G	No.	AVG
1.	Smith, Alasia - Mem	23	97	4.22
2.	Joyner, Amiya - ECU	22	85	3.86
3.	Abies, Daniela - WSU	25	96	3.84
4.	Udo, Idara - UTSA	23	84	3.65
5.	Tucker, Rayne - Temple	24	85	3.54
6.	Lutje Schipholt, Evelien - USF	26	90	3.46
7.	Lampkin, Tommisha - UNT	24	75	3.13
8.	Moore, Mia - UAB	24	67	2.79
9.	Piper, Ines - Temple	24	65	2.71
10.	Coleman, Elyssa - UTSA	22	55	2.50
11.	Rozentale, Janeta - FAU	24	59	2.46
12.	Wyche, Tatyana - ECU	21	49	2.33
13.	Hanna, Dyllan - FAU	24	54	2.25
14.	Riddick, Hannah - Mem	23	48	2.09
15.	Parau, Irina - Tulane	24	49	2.04

Defensive Rebounds

	Player	G	No.	AVG
1.	Rozentale, Janeta - FAU	24	163	6.79
2.	Moore, Mia - UAB	24	153	6.38
3.	Kernal, DesiRay - UNT	24	139	5.79
4.	Fisher, Malia - Rice	18	92	5.11
5.	Coleman, Elyssa - UTSA	22	111	5.05
6.	Abies, Daniela - WSU	25	126	5.04
7.	Smith, Alasia - Mem	23	113	4.91
8.	White, Kyra - UTSA	23	110	4.78
9.	Periman, Hadley - Tulsa	25	119	4.76
10.	Crawford, Delanie - Tulsa	25	118	4.72
11.	Abdur-Rahim, Amirah - SMU	24	112	4.67
	Lampkin, Tommisha - UNT	24	112	4.67
	Young, Tiara - SMU	24	112	4.67
14.	Joyner, Amiya - ECU	22	102	4.64
15.	Poindexter, Temira - Tulsa	25	114	4.56

AROUND THE AMERICAN



CONFERENCE INDIVIDUAL LEADERS CONT.



Minutes Played

	Player	G	No.	AVG
1.	Griggs, Madison - Mem	23	842	36.62
2.	White, Kyra - UTSA	23	801	34.83
3.	Bradley, Reagan - SMU	24	819	34.13
4.	Poindexter, Temira - Tulsa	25	846	33.85
5.	Jones, Tamia - SMU	18	602	33.44
6.	Moore, Mia - UAB	24	797	33.21
7.	McNeal, Danae - ECU	23	759	32.99
8.	Young, Tiara - SMU	24	786	32.76
9.	DeShields, Denim - UAB	25	816	32.64
10.	Crawford, Delanie - Tulsa	25	802	32.08
11.	Nelson, Aleah - Temple	24	769	32.05
12.	Lawrence, Dazia - CLT	25	799	31.96
13.	Galic, Marta - Tulane	23	729	31.70
14.	Rozentale, Janeta - FAU	24	761	31.69
15.	Walsh, Maddie - UAB	25	788	31.54

Team Identification

Team	Team ID
Charlotte	CLT
East Carolina	ECU
Fla. Atlantic	FAU
Memphis	Mem
North Texas	UNT
Rice	Rice
SMU	SMU
South Fla.	USF
Temple	Temple
Tulane	Tulane
Tulsa	Tulsa
UAB	UAB
UTSA	UTSA
Wichita St.	WSU

AROUND THE AMERICAN



CONFERENCE TEAM HIGHS



POINTS	117		North Texas vs North Texas-Dallas (11/06/2023)
	109		Temple vs Delaware St. (11/06/2023)
FIELD GOALS MADE	43		Temple vs Delaware St. (11/06/2023)
	40		South Fla. vs Gardner-Webb (12/10/2023)
FIELD GOAL ATTEMPTS	86		Memphis at UAB (01/03/2024)
	83		Temple at Charlotte (02/04/2024)
FIELD GOAL PERCENTAGE	.625	(30-48)	SMU vs Memphis (02/03/2024)
	.608	(31-51)	SMU vs Air Force (12/21/2023)
3 PT FG MADE	20		UAB at Tulane (02/07/2024)
	14		Tulsa vs Wichita St. (01/20/2024)
	14		UAB at Charlotte (01/07/2024)
	14		Tulane vs New Orleans (12/06/2023)
3 PT FG ATTEMPTS	35		Tulsa vs North Texas (02/04/2024)
	35		UAB at Wichita St. (01/25/2024)
3 PT FG PERCENTAGE	.667	(6-9)	North Texas at South Fla. (01/20/2024)
	.636	(7-11)	Rice at South Fla. (02/07/2024)
	.636	(7-11)	SMU vs Alabama St. (11/11/2023)
FREE THROWS MADE	40		SMU at Memphis (01/11/2024)
	36		North Texas vs North Texas-Dallas (11/06/2023)
FREE THROW ATTEMPTS	60		SMU at Memphis (01/11/2024)
	49		North Texas vs North Texas-Dallas (11/06/2023)
FREE THROW PERCENTAGE	1.000	(2-2)	Tulane vs Rice (01/20/2024)
	.941	(16-17)	South Fla. vs Baylor (N) (12/21/2023)
REBOUNDS	57		UTSA at Oregon (12/17/2023)
	57		Rice vs Houston Christian (11/06/2023)
ASSISTS	27		Tulane vs New Orleans (12/06/2023)
	26		UAB at Tulane (02/07/2024)
	26		Temple vs Delaware St. (11/06/2023)
STEALS	32		East Carolina vs USC Upstate (11/09/2023)
	21		North Texas vs North Texas-Dallas (11/06/2023)
BLOCKED SHOTS	12		East Carolina vs Charlotte (02/10/2024)
	11		East Carolina at Wichita St. (02/04/2024)
	11		East Carolina vs George Mason (12/18/2023)
	11		UTSA vs Texas St. (11/30/2023)
TURNOVERS	31		UTSA at Texas Tech (11/20/2023)
	30		Charlotte vs West Virginia (N) (11/24/2023)
FOULS	43		Memphis vs SMU (01/11/2024)
	32		Temple vs Charlotte (01/21/2024)
	32		SMU at Memphis (01/11/2024)