

• 2023-24 UTSA ROADRUNNERS WOMEN'S BASKETBALL •

| UTSA vs Florida Atlantic | February 25, 2024 | The Convo | Senior Day |

#CASHIN • #BIRDSUP • #LETSGO210

GOUTSA.COM



2023-24 SCHEDULE AND RESULTS

THE MATCHUP

HEAD-TO-HEAD

NOVEMBER

6	at Arizona State	L, 55-70
10	New Mexico State	W, 58-55
15	at A&M-Corpus Christi	W, 66-59 (OT)
18	at UT Arlington	W, 70-66
20	at Texas Tech	L, 58-63
25	at Sam Houston State	W, 63-56
30	Texas State	L, 57-65 (OT)

DECEMBER

3	UTEP	W, 90-66
14	Houston	L, 64-66
17	at Oregon	L, 48-61
19	at Seattle U	W, 75-64
30	at Temple *	L, 78-51

JANUARY

2	at East Carolina *	L, 54-82
6	Wichita State *	W, 74-60
10	at Florida Atlantic *	W, 73-60
14	Charlotte *	W, 81-80 (2OT)
16	USF *	W, 65-42
21	at UAB *	L, 53-54
27	at SMU *	L, 55-78
31	North Texas *	W, 75-67 (OT)

FEBRUARY

4	Tulane *	L, 64-75
11	UAB *	W, 76-58
14	at Tulsa *	L, 70-74
18	at North Texas *	W, 66-63
22	Temple *	L, 48-56
25	Florida Atlantic *	1 p.m.
28	at Memphis *	7 p.m.

MARCH

5	Rice *	6:30 p.m.
9-13	AAC Championships	TBD

• The UTSA women's basketball team is set to face Florida Atlantic with a Senior Day Celebration slotted for 1 p.m. on Sunday in the Convocation Center.

• The 'Runners will honor players Nissa Sam-Grant, Kyleigh McGuire, Hailey Atwood, and Kyra White, along with head student manager Amie Ramirez, student manager Kennedy Harrell, and graduate assistant Angel Almaguer.

• The Roadrunners (13-12, 7-7 The American) will look to bounce back after suffering a 56-48 defeat at the hands of Temple on Thursday.

• The Owls (9-16, 4-10 The American) are coming off a week of rest, last besting South Florida 67-55 on Feb. 17.

• UTSA and FAU previously met in Boca Raton, as Coleman recorded a double-double to the tune of 16 points and 10 rebounds in a 73-60 Roadrunner victory.

• Also performing well, freshman Aysia Proctor scored 17 points, as White charted 12 and Linton 10.

• Mya Perry and Janeta Rozentale have been stellar for the Owls, as Perry sinks 2.6 triples a game while converting shots from beyond the arc at a 40.3% clip.

• She also leads the Owls with 12.0 ppg, and Jada Moore is not far behind, logging 10.6.

• Rozentale hauls in 9.1 rebounds per game for the second-most in the AAC.



Sunday, Feb. 25 | 1 p.m. CT
San Antonio, Texas
UTSA vs Florida Atlantic



64.8	POINTS PER GAME	61.3
64.3	OPP. POINTS PER GAME	65.6
45.3	REBOUNDS PER GAME	36.7
+9.5	REBOUNDING MARGIN	-1.7
39.9	FIELD GOAL PCT.	39.7
28.3	3-POINT PCT.	32.8
64.2	FREE THROW PCT.	65.1
13.4	ASSISTS PER GAME	10.6
17.9	TURNOVERS PER GAME	16.9
6.7	STEALS PER GAME	6.2
4.7	BLOCKED SHOTS PER GAME	2.4

UTSA Roadrunners

Overall Record	13-12
American Athletic Conference Record	7-7
Home Record	7-4
Away Record	6-8
Neutral Record	0-0
2022-23 Record / C-USA Finish	13-19, 9-11 / 6th

Florida Atlantic Owls

Overall Record	9-16
American Athletic Conference Record	4-10
Home Record	4-8
Away Record	5-7
Neutral Record	0-1
UTSA All-Time vs Florida Atlantic	9-8
at UTSA	4-3
at Florida Atlantic	3-5
Current Streak	W3

WHERE TO WATCH: ESPN+

www.goutsa.com/wbblive
Karl Schoening (play-by-play)
Carlie Heineman (analyst)

GAME COVERAGE

Stats: goutsa.com/wbbstats
X (Twitter): @UTSAWBB
Instagram: @UTSA_WBB

WHERE TO LISTEN: THE BULL 93.3

www.goutsa.com/wbradio
Neal Raphael (play-by-play)
The iHeartRadio app


PREVIOUS STARTERS: 56-48 LOSS VS TEMPLE




11
SIDNEY
LOVE
SO • G • 5-8



12
AYSIA
PROCTOR
FR • G • 5-8



22
KYRA
WHITE
SR • G • 5-9



25
IDARA
UDO
FR • F • 6-1



0
ELYSSA
COLEMAN
R-JR • F • 6-3

All Times Central | Home Games in Bold | AAC Games *

WE ARE UTSA

When referencing University of Texas at San Antonio Athletics, please use the acronym UTSA and the nickname ROADRUNNERS. Please refrain from using UT-San Antonio, Texas-San Antonio, UT-SA, Lady Roadrunners or any other variation.

QUICK FACTS

Institution Name..... The University of Texas at San Antonio (UTSA)
 Location.....San Antonio, Texas
 Founded..... 1969
 Enrollment..... 34,864
 Nickname..... Roadrunners
 School Colors..... Navy Blue (PMS 289), Orange (PMS 1665), White
 Arena (Capacity)..... Convocation Center (2,650)
 Year Opened..... 1975
 Conference..... American Athletic Conference
 President..... T. Taylor Eighmy, Ph.D. (Tufts, 1980)
 Vice President/Athletics Director..... Lisa Campos (Colorado State)
 Athletic Department Phone..... 210.458.4161
 Ticket Office Phone..... 210.458.UTSA (8872)

TEAM INFORMATION

2022-23 Overall Record..... 13-19
 Home / Away / Neutral..... 8-4/ 3-12 / 2-3
 Conference Record/Finish (Conference USA).....9-11/6th
 Letterwinners Returning/Lost..... 11/3
 Starters Returning/Lost.....5/0
 Newcomers..... 5

HISTORY

First Year of Basketball..... 1981-82
 All-Time Record (pct.).....553-632 (.466)
 All-Time AAC Record (pct.).....7-7 (.500)
 Conference Regular Season Championships..... 2
 2002-03 (Southland Conference) • 2008-09 (Southland Conference)
 Conference Tournament Championships..... 2
 2008 (Southland) • 2009 (Southland)
 NCAA Tournament Appearances/Record..... 2/0-2 (.000)
 2008 • 2009
 Last NCAA Postseason Opponent/Result..... 2009
 Lost to No. 2 seed Baylor, 87-82 OT (March 22, 2009)

COACHING STAFF

Head Coach.....Karen Aston (Third season - Little Rock, 1987)
 Record at UTSA (Years)..... 33-54 (Third season)
 Career Record (Years)..... 318-200 (16th season)
 Assoc. Head Coach.....Jamie Carey (third season - Texas, 2004)
 Assistant Coaches.....Empress Davenport (third season - Texas, 2016)
 Cameron Miles (third season - San Diego, 2004)
 Dir./WBB Operations..... Chantel Govan (First season - UTSA, 2022)
 Player Development.....Sophia Ramos (First Season - San Diego St., 2022)
 Graduate Assistant..... Angel Almaguer (First season - UTSA , 2022)

ATHLETICS COMMUNICATIONS

Associate Athletics Director/Communications..... Kyle Stephens
 Associate Director [MBB Contact]..... Michael Stambaugh
 Assistant Director [WBB Contact]..... Ryan Smith
 Assistant Director..... Alma Solis
 Smith's Email Address..... ryan.smith2@utsa.edu
 Smith's Cell Phone..... 361.442.9600
 Website..... goutsa.com
 General Athletics X (Twitter)..... @UTSAathletics
 Women's Basketball X (Twitter)..... @UTSAWBB
 Women's Basketball Instagram.....@UTSA_WBB

ROADRUNNER NOTES AND NEWS

LAST TIME OUT

• The Roadrunners (13-12, 7-7 The American) will look to bounce back after suffering a 56-48 defeat at the hands of Temple on Thursday.
 • Despite the decision, senior Jordyn Jenkins and redshirt junior Elyssa Coleman each recorded a double-double, marking the first time since 2021 that a UTSA duo accomplished the feat in the same game.
 • Jenkins scored a team-high 15 points with 10 rebounds, while Coleman charted 10 points and collected 11 rebounds, four blocks, and a steal

'RUNNERS IN THE RANKINGS

• As of 2/20 UTSA remains inside the top 10 nationally in a trio of rebounding categories, as 45.3 rebounds per game rank sixth, while 16.2 offensive rebounds sit eighth.
 • A plus-9.5 rebound margin is 10th across the NCAA and 29.2 defensive rebounds per game rank 22nd.
 • Additionally, 4.7 blocks per game are 27th, and a 36.4% field goal defense is 21st.
 • Individually, senior Kyra White posts 4.8 assists per game for the second-most in The American, and a 1.55 assist/turnover ratio ranks fourth.
 • She also plays 34.5 minutes, which sits second.
 • Coleman, meanwhile, also is second, swatting 38 shots on the year and her team-leading 7.8 rebounds per game are 10th in the league.

NOTE PAD

2023-24 WOMEN'S BASKETBALL ROSTER

#	Name	Pos	Ht	Yr.	Hometown • High School / Previous School
0	Elyssa Coleman	F	6-3	R-Jr.-2L	Houston, Texas/Atascocita HS/Texas
1	Hailey Atwood	G	5-8	GS. -2L	Austin, Texas/Bowie HS/Blinn CC
2	Alexis Parker	G	5-9	So.-1L	San Antonio, Texas/Brandeis HS
3	Emma Lucio	G	5-9	Fr.-HS	Edinburg, Texas / Robert Vela HS
4	Siena Guttadauro	G	5-6	So.-2L	San Jose, Calif./Archbishop Mitty HS
5	Madison Cockrell	G	5-4	So.-1L	Dallas, Texas/Bishop Lynch HS
11	Sidney Love	G	5-8	So.-1L	Cibolo, Texas/Steele HS
12	Aysia Proctor	G	5-8	Fr.-HS	Schertz, Texas / Samuel Clemens HS
13	Sarai Estupiñan	G	5-5	Jr.-TR	Cedar Park, Texas / St. Mary's (TX) / Tallahassee CC
20	Maya Linton	F	6-0	So.-1L	Duncanville, Texas/Duncanville HS
21	Cheyenne Rowe	F	6-2	So.-TR	Ajax, Ontatio / Bill Crothers Secondary School / JMU
22	Kyra White	G	5-9	Sr.-1L	Converse, Texas/Judson HS/Southern California
23	Kyleigh McGuire	F	5-10	Sr.-1L	Houston, Texas/Atascocita HS
25	Idara Udo	F	6-1	Fr.-HS	Plano, Texas / Plano East HS
30	Nissa Sam-Grant	C	6-4	Sr.-1L	Marietta, Ga./Wheeler HS/Panola CC
32	Jordyn Jenkins	F	6-0	Sr.-1L	Kent, Wash./Kentridge HS/Southern California

UTSA RECORD WHEN...

Category	H	R	N	O
Overall	7-4	6-8	0-0	13-12
Conference	5-2	2-5	0-0	7-7
Non-Conference	2-2	4-3	0-0	6-5
Overtime	2-1	1-0	0-0	3-1
Double Overtime	1-0	0-0	0-0	1-0
Top-10 Opponents	0-0	0-0	0-0	0-0
Top-25 Opponents	0-0	0-0	0-0	0-0
Receiving Votes	0-0	0-0	0-0	0-0
Wear White	6-4	0-1	0-0	6-5
Wear Orange	0-0	4-4	0-0	4-4
Wear Navy	1-0	2-3	0-0	3-3
In November	1-1	3-2	0-0	4-3
In December	1-1	1-2	0-0	2-3
In January	4-0	1-3	0-0	5-3
In February	1-2	1-1	0-0	2-3
In March	0-0	0-0	0-0	0-0
Lead at Half	6-0	2-1	0-0	8-1
Trail at Half	1-4	3-7	0-0	4-10
Tied at Half	0-0	1-0	0-0	1-0
Decided by 1-4 Points	2-1	1-2	0-0	3-3
Decided by 5-9 Points	1-2	3-1	0-0	4-3
Decided by 10+ Points	4-1	2-5	0-0	6-6
Scoring 80+	2-0	0-0	0-0	2-0
Scoring 70-79	3-0	3-1	0-0	6-1
Scoring 60-69	1-2	3-0	0-0	4-2
Scoring 50-59	1-1	0-6	0-0	1-7
Scoring 0-49	0-1	0-1	0-0	0-2
Opp. Scoring 80+	1-0	0-1	0-0	1-1
Opp. Scoring 70-79	0-1	1-3	0-0	1-4
Opp. Scoring 60-69	3-2	3-2	0-0	6-4
Opp. Scoring 50-59	2-1	2-2	0-0	4-3
Opp. Scoring 0-49	1-0	0-0	0-0	1-0
FG 50% or Higher	1-0	0-0	0-0	1-0
FG 40-49.9%	3-1	5-2	0-0	6-4
FG 39.9% or Lower	3-3	1-5	0-0	4-8
Opp. FG 50% or Higher	0-1	0-1	0-0	0-2
Opp. FG 40-49.9%	0-0	2-3	0-0	2-3
Opp. FG 39.9% or Lower	7-3	4-4	0-0	11-7
Better FG% than Opp.	7-3	5-2	0-0	12-5
FG% is Equal	0-0	0-0	0-0	0-0
Opp. Better FG%	0-1	1-6	0-0	1-7
FT 80% or Higher	1-0	0-1	0-0	1-1
FT 70-79.9%	2-2	2-2	0-0	4-4
FT 69.9% or Lower	4-2	4-5	0-0	8-7
Opp. FT 80% or Higher	3-2	0-0	0-0	3-2
Opp. FT 70-79.9%	2-0	1-4	0-0	3-4
Opp. FT 69.9% or Lower	2-2	5-4	0-0	7-6
Better FT% than Opp.	1-1	3-4	0-0	4-5
FT% is Equal	0-0	0-0	0-0	0-0
Opp. Better FT%	6-3	3-4	0-0	9-7
Outrebounding Opp.	7-2	5-8	0-0	12-10
Rebounds are Equal	0-0	0-0	0-0	0-0
Outrebounded by Opp.	0-2	1-0	0-0	1-2
More Assists than Opp.	6-2	4-3	0-0	10-5
Assists are Equal	0-0	0-0	0-0	0-0
Fewer Assists than Opp.	1-2	2-5	0-0	3-7
Fewer TO than Opp.	2-0	4-0	0-0	6-0
Turnovers are Equal	0-0	0-1	0-0	0-1
More TO than Opp.	5-4	2-7	0-0	7-11
4+ in Double Figures	2-0	2-1	0-0	4-1
3 in Double Figures	3-2	2-4	0-0	5-6
2 in Double Figures	2-1	2-2	0-0	4-3
1 in Double Figures	0-0	0-1	0-0	0-1
Bench Scores More	1-1	4-7	0-0	5-8
Bench Points are Equal	1-0	0-0	0-0	1-0
Opp. Bench Scores More	5-2	2-2	0-0	7-4
More Fast Break Points	4-1	4-1	0-0	8-3
Fast Break Points are Equal	0-0	0-1	0-0	0-1
Fewer Fast Break Points	3-2	2-6	0-0	5-8
More Points in Paint	5-2	4-6	0-0	9-8
Points in Paint Equal	1-0	1-0	0-0	2-0
Fewer Points in Paint	1-1	1-3	0-0	2-4
Highest Scoring Quarter				
1Q		26 / December 3, 2023 vs UTEP		
2Q		23 / December 19, 2023 at Seattle U		
3Q		26 / December 19, 2023 at Seattle U		
4Q		30 / November 25, 2023 at Sam Houston		
Lowest Scoring Quarters				
1Q		8, 3x / December 17, 2023 at Oregon		
2Q		8 / November 25, 2023 at Sam Houston		
3Q		12, 7x / February 22, 2024 vs Temple		
4Q		8 / February 22, 2024 vs Temple		
Opponent Highest Scoring Quarters				
1Q		25, 2x / January 2, 2024 at East Carolina		
2Q		29 / December 14, 2023 vs Houston		
3Q		22 / December 30, 2023 at Temple		
4Q		22 / December 19, 2023 at Seattle U		
Opponent Lowest Scoring Quarters				
1Q		7 / January 16, 2024 vs South Florida		
2Q		6 / February 11, 2024 vs UAB		
3Q		9, 2x / December 14, 2023 vs Houston		
4Q		7 / January 16, 2024 vs South Florida		
Largest Halftime & Final Score				
Half		48 / December 3, 2023 vs UTEP		
Final		90 / December 3, 2023 vs UTEP		
Lowest Halftime & Final Score				
Half		20, 2x / December 17, 2023 at Oregon		
Final		48, 2x / February 22, 2024 vs Temple		
Opponent Largest Halftime & Final Score				
Half		49 / November 6, 2023 at Arizona State		
Final		82 / January 2, 2024 at East Carolina		
Opponent Lowest Halftime & Final Score				
Half		16 / January 16, 2024 vs South Florida		
Final		42 / January 16, 2024 vs South Florida		

NOTES AND NEWS CONT.

DOUBLE TROUBLE

- Senior Jordyn Jenkins and redshirt junior Elyssa Coleman each recorded a double-double on Feb. 22, marking the first time since 2021 that a UTSA duo accomplished the feat in the same game
- Jenkins recorded a team-high 15 points to go with 10 rebounds, while Coleman charted 10 points and snagged 11 boards, with four blocks and a steal.
- Senior Kyleigh McGuire and Yuilyana Valcheva last accomplished the feat in a Feb. 6, 2021 contest against Florida International.

GUESS WHOSE BACK?

- The 2022-23 C-USA Player of the Year, Jordyn Jenkins made her 2023-24 debut, and hit the ground running, quickly earning AAC Player of the Week honors
- She won the award on Feb. 19 after battling two of The American's top teams in Tulsa and North Texas.
- She first scored 11 points and snagged seven boards against the Golden Hurricane before exploding for 29 points and four rebounds in just 24 minutes at UNT.
- Jenkins also swiped four steals and swatted two shots across the contests.
- This marks Jenkins' first time receiving the accolade this season and the fifth time overall, after previously earning the Conference-USA edition.

THREE FOR AP

- On 2/21 the American Athletic Conference announced its weekly awards, selecting Aysia Proctor as the league's Freshman of the Week for the third time this season.
- Proctor started by scoring 10 points and collecting seven rebounds on the road against Tulsa, before dropping 16 points and four three-pointers against North Texas
- Proctor averaged 13.0 ppg, 4.0 RPG, and recorded a steal on the week.
- Previously, she was awarded on Feb. 12, after propelling the Roadrunners to a 76-58 victory over a first-place UAB squad. She led the contest with 14 points, going 6-for-9 from the field, including 2-for-4 from beyond the arc, while collecting seven rebounds and two assists.
- She won her first accolade on Jan. 22, following a week that saw her work 14.0 ppg, 8.0 rpg, two blocks, and an assist across contests with South Florida and UAB.
- This marks the first occasion since the 2019-20 campaign in which a UTSA student-athlete claimed the award three times, as Mikayla Woods did so three times in Conference-USA.

ANOTHER ONE

- For the fourth time this season, UTSA has bested the team atop the American Athletic Conference, after a 66-63 win over North Texas on Feb. 16
- Previously, UTSA has picked up victories over Charlotte (Jan 14), North Texas (Jan. 31), and UAB (Feb. 11) when they ranked atop the AAC
- The 'Runners took down the Mean Green despite foul trouble, outshooting the opposition, sinking 41% of their shots to UNT's 37%.

NOTES AND NEWS CONT.

- The 'Runners also logged 10 more points in the paint and 12 more off the bench.
- Jordyn Jenkins was exceptional shooting 11-for-17 from the field, collecting four rebounds, and swiped three steals.
- Redshirt junior Elyssa Coleman flirted with a double-double to the tune of nine points and nine rebounds, while freshman Aysia Proctor poured in 16 points, including four triples.
- Also performing well, sophomore Sidney Love scored four points, with five rebounds and four assists.

THE UNDERDOGS

- On 2/11 The UTSA women's basketball team took down the American Athletic Conference's leader on Sunday, as they bested UAB, 76-58, inside the Convocation Center.
- The win represented the third occasion of the 2023-24 season in which the 'Runners dethroned the league's top team, this time doing it behind a quartet of double-digit scorers.
- The 'Runners bested the Blazers after sinking 32 shots at a 45% clip. UTSA also pulled down 13 more rebounds than their opponent, scored 22 more points in the paint, and recorded twice as many assists.
- Freshman Aysia Proctor led the contest in scoring, dropping 14, while senior Kyra White logged 12 points.
- Sophomore Sidney Love put up 11, and senior Jordyn Jenkins matched her total and collected six rebounds in her season debut.
- Additionally, Proctor tied freshman Idara Udo with a team-leading seven rebounds, and Love topped the contest with six assists.

ON THE DOUBLE

- Sophomore Maya Linton recorded UTSA's first double-double of the season on Nov. 18, 2023 against UTA, and freshman Aysia Proctor the second on Dec. 17
- Redshirt junior Elyssa Colman accomplished the feat on Jan. 6 against Wichita State, before doing it again on Jan. 10 against FAU and on Feb. 4 against Tulane
- Proctor secured her second double-double of the campaign on Jan. 14 in a matchup with Charlotte
- Senior Kyra White logged her first double-double of the season on Jan. 21 in a contest against UAB
- Freshman Idara Udo launched the first double-double of her collegiate career on 1/31 in an overtime win over North Texas
 - Linton scored a career-high 15 points to go along with 10 rebounds in a 70-66 victory over the Lady Mavs
 - Proctor charted a career-best 20 points to go with 11 rebounds in a 61-48 loss to Oregon in Eugene
 - Coleman was incredible against the Shockers, logging a career-high 32 points and a whopping 19 rebounds
 - She then accomplished the feat in her second consecutive contest, scoring 16 point with 10 rebounds against FAU
 - Proctor recorded her second double-double of the campaign as she scored 17 points to go with 13 rebounds in a double-overtime win against the 49ers.
 - White scored 11 points to go with 10 rebounds in a tough 54-53 loss at the hands of the Blazers
 - Udo issued 14 points and 12 rebounds across a 75-67, overtime victory over the Mean Green
 - Coleman recorded her third double-double of the season against the Green Wave, scoring 21 points to go with 12 rebounds

ON THE GLASS

- Entering the month of February, the Roadrunners ranked third across the NCAA with 46.7 rebounds per game and the Roadrunners have led The American in boards since opening the 2024 season
- Redshirt junior Elyssa Coleman leads the team with 7.8 rpg, while freshman Idara Udo collects 6.4 rpg and senior Kyra White 5.9.

A GRAND OLE TIME

- On 1/31, graduate student Hailey Atwood scored five points in a 75-67 win over North Texas, allowing her to surpass the 1,000 point threshold
- She scored 309 points as a freshman at Blinn College and 444 as a sophomore
- Entering UTSA as a junior, she had recorded 753 points and has since logged 250, for 1,003 across her collegiate career

TO BE THE BEST YOU HAVE TO BEAT THE BEST

- On 1/31, UTSA took down a first-place North Texas squad, 75-67 in an overtime thriller
- The win marked the second occasion of the year in which UTSA bested the team atop The American, after the Roadrunners downed Charlotte, 81-80, with a game-winning putback by freshman Idara Udo in double-overtime
- Defensively, UTSA was stellar against the Mean Green, holding the nation's 15th-most efficient shooting team to a 29% clip, 18% under their 47.6% average. • The Roadrunners collected 11 more rebounds than the opposition and performed better at the charity stripe, sinking 79% of their freebies to UNT's 68%.
- The UTSA forwards were phenomenal across the contest, with Udo scoring 14 points and logging 12 rebounds, while redshirt junior Elyssa Coleman scored nine points with nine boards and four blocks.
- Sophomore Sidney Love and freshman Aysia Proctor joined Udo in the double-digit scoring club, as Love charted 13 and Proctor 11.
- Senior Kyra White was also solid, scoring seven points to go with six assists and four rebounds.

JOINING THE CLUB

- Following a six rebound performance against SMU, redshirt junior Elyssa Coleman has joined UTSA's 500-rebound club
- Coleman becomes the 16th Roadrunner to ever accomplish the feat, and the first since Marie Benson did so in the 2019 season
- It took her 81 games to join the club, as she logged 146 rebounds as a freshman, 212 as a sophomore, and through 18 games, 142 across her junior year

NEWCOMERS? NO PROBLEM.

- Newcomer Aysia Proctor became the second Roadrunner to win AAC Freshman of the Week in the 2024 season on Jan. 22
- Proctor shot the basketball extremely well across the week.
- She scored 19 points with eight rebounds in a 65-42 victory over defending champions South Florida before dropping nine and eight rebounds against UAB. She went 10-for-24 from the field, including 5-for-10 from beyond the arc, working 14.0 ppg and 8.0 rpg to go along with two blocks and an assist.
- Idara Udo claimed the accolade earlier in the year, doing so on Dec. 3
- This marks the first occasion in which multiple UTSA freshmen have been honored by a league office since the 2019-20 campaign as Mikayla Woods and Adryana Quezada both accomplished the feat in Conference-USA.

GOING STREAKING

- After falling to Temple and East Carolina, UTSA sparked a four-game winning streak, taking down some of The American's top teams
- UTSA first bested Wichita State, 74-60 for their inaugural AAC victory, with redshirt junior Elyssa Coleman dominating to the tune of 32 points and 19 rebounds.
- They then visited Boca Raton and bested FAU, 73-60, before topping a Charlotte team that sat atop the league standings 81-80 in a double-overtime showdown at the Convo.
- Two days later, UTSA was back in action, hosting the AAC's 2023 Regular Season Champions in South Florida with Senior Kyra White's career-high 23 points leading to a 65-42 win

NOTES AND NEWS CONT.

SHE'S ON A ROLL

- Senior Kyra White, sophomore Sidney Love, freshman Aysia Proctor, redshirt junior Elyssa Coleman and freshman Idara Udo have now each been selected for The American's Weekly Honor Roll
- White was recognized on 11/20 after delivering a pair of solid performances in road victories against TAMUCC and UT Arlington.
- First, White dropped 18 points to go with six rebounds and five assists while propelling the squad to a 15-point come-from-behind victory over the Islanders.
- Later in the week, she added five more points to her total, hauling in six boards and dishing off six assists in a 70-66 win against UTA
- On the week, she swatted a shot and swiped a steal, all while averaging the most assists per game in the league at 5.50.
- Love was chosen on 11/27 after leading the Roadrunners in scoring on the week, first dropping 18 points at a .500 clip against Texas Tech.
- She then scored 12 more in a victory over Sam Houston, allowing her to average 15.0 ppg, to go along with 10 rebounds, and two assists.
- Love shot an efficient 47.6% and went 8-for-9 from the charity stripe.
- Defensively, she boasted a block and swiped five steals.
- Proctor was selected on 12/18 after averaging 19.5 ppg to go with 8.0 rpg after coming off the bench against Houston and Oregon .
- She first went 9-for-11 from the field for 19 points and five rebounds against the Cougars before logging a career-high 20 points and 11 rebounds against the Ducks on the road.
- Her double-double in the matchup with Oregon represented the first of her collegiate career.
- Coleman was awarded on 12/26 after posting 18 points and nine rebounds in a 75-64 victory over Seattle U and against on 1/6 after averaging 21.5 ppg and 11.5 rpg across contests against ECU and WSU
- Udo was selected on Jan. 15 after collecting seven rebounds with four assists and four points against Florida Atlantic, and recording a double-overtime game-winner against Charlotte.
- Following a 49er three-pointer with 13 seconds on the clock, Udo hauled in an offensive rebound and got a second-chance layup to fall, handing UTSA the lead with 1.8 seconds remaining in the period.
- She scored a career-high 26 points in the win, with nine rebounds, three blocks and a steal.
- On the week, Udo averaged 15 ppg at a 55% clip, with eight rpg, five blocks, a steal, and four assists.

DOWN GOES CHARLOTTE

- On Jan. 14, UTSA secured their third straight victory, with a freshman Idara Udo putback with 1.8 seconds remaining in double-overtime allowing UTSA to top Charlotte, 81-80.
- UTSA dealt Charlotte their first AAC loss of the season, knocking the 49ers off the top of the standings with the victory
- Udo dropped a career-high 26 points in the effort, shooting 69% from the field and collecting nine rebounds with three blocks to work her way onto the AAC Weekly Honor Roll.
- Newcomer Aysia Proctor was also excellent, logging a game-high 13 rebounds to go with 17 points, while senior Kyra White finished just shy of a triple-double.
- White scored nine points, hauled in 10 boards, and dished out nine assists in 44 minutes of action.

CROWN HER

- Redshirt junior Elyssa Coleman was phenomenal against Wichita State on Jan. 6, logging a career-high double-double and earning her a spot on the NCAA Starting Five for the week
- She scored 32 points at a 70% clip while hauling in 19 rebounds
- Coleman became the first member of the squad to record at least 19 rebounds since 2016, tying her for the fifth-best single-game performance in school history.
- Her 32 points are also tied for the 10th-best single-game performance in the program's history.
- As of 1/6, she's been the AAC's leader in blocks with 25, helping UTSA to the 22nd highest blocks per game total in the NCAA (5.1 bpg), and is the Roadrunner's top rebounder, with 7.9 rpg, propelling UTSA to the 11th-best rebounds per game average in the NCAA (46.0 rpg).
- Coleman also serves as UTSA's all-time blocking leader, swatting 120 shots across her career.

FIRST OF MANY

- On Jan. 6, 2024, UTSA won its first ever American Athletic Conference contest, routing Wichita State 74-60 inside of the Convocation Center
- Redshirt junior Elyssa Coleman propelled the squad to victory with 32 points and 19 rebounds, while sophomore Sidney Love scored 16 and senior Kyra White 12
- As a team, UTSA recorded 12 more rebounds than the opposition, helping achieve 24 second-chance points and 36 points in the paint.

FRESHMAN PHENOM

- The American recognized Idara Udo on 12/26/23, selecting the Plano, Texas native as their Freshman of the Week after she delivered a solid shift off the bench in a 75-64 victory over Seattle U.
- Udo helped UTSA best the Redhawks to the tune of 15 points, nine rebounds, and two assists while going an incredibly efficient 62.5% from the field.
- The Roadrunners last boasted a Freshman of the Week on Nov. 22, 2021, after Elyssa Coleman claimed the C-USA accolade, dropping 14 points and 12 rebounds across a 66-60 win over UIW.
- Udo's accomplishment marks the first occasion in which a UTSA squad member was honored since joining the AAC.

ENTERING LEAGUE PLAY

- The Roadrunners enter their inaugural American Athletic Conference slate after going 6-5 across the teleconference slate
- UTSA will enter league play with a postie record for the first time since the 2013-14 campaign, when the team went 10-5 before kick-starting the C-USA slate
- The 'Runners bested New Mexico State, Texas A&M-Corpus Christi, UT Arlington, Sam Houston State, UTEP, and Seattle U, while falling to Arizona State, Texas Tech, Texas State, Houston and Oregon
- UTSA went 2-2 inside the Convocation Center, and 4-3 on the road

CLOSE BUT NO CIGAR

- The Roadrunners came close to making history on Dec. 14th as they fell to Houston, 66-64
- After trailing by as much as 22 points late in the second quarter a Sidney Love three-pointer put UTSA down two with 12 seconds remaining in the contest
- Houston, however, prevailed and the comeback fell short in what would have represented the largest deficit overcome in school history
- A 22 point comeback would also have tied UTSA for the 13th largest deficit overcome in the history of NCAA Division I Women's Hoops

90'S KIDS

- The Roadrunners scored 90 points on Dec. 3, 2023 in a victory over UTEP, marking the first time a UTSA squad has reached the benchmark since accomplishing the feat since a 97-47 win against Sul Ross State on Nov. 10, 2017
- The 24-point win represents the largest margin of victory in the Karen Aston era at UTSA.
- Redshirt junior Elyssa Coleman was an incredibly efficient 11-for-13, scoring a career-high 23 points and helping the team shoot 58% from the field.
- The squad also sunk eight three-pointers for their highest total of the season.
- Along with Coleman, sophomore Sidney Love posted 16 points, marking her sixth straight game achieving the feat, while classmate Siena Guttadauro and senior Kyra White each charted 12.

THE QUEEN OF THE COURT

- Redshirt junior Elyssa Coleman became the Roadrunners all-time blocking leader on 11/25/23 after she swatted three shots against Sam Houston
- On that day, she recorded her 106th block wearing a UTSA uniform, allowing her to surpass the previous record of 105 that was held by Whitney Wright who played for the Roadrunners from 2009-2013
- Coleman's 57 blocks across the 2022-23 campaign helped propel her towards this award and is currently tied with Kim Duncan for the second-best single season mark

WELCOME TO THE BLOCK PARTY

- The Roadrunners recorded the sixth-most blocks per game in the NCAA through the first month of the season, swatting 6.9 shots each time out
- Senior Elyssa Coleman heavily aided that figure, with 16 swats leading the American Athletic Conference and ranking 21st across the NCAA
- Not far behind, freshman Idara Udo ranked third in the American with 12 blocks and senior Kyra White sixth, logging 10.

IT'S A LOVE STORY

- Sidney Love had recorded double-digit scoring performances in seven consecutive contests dating from 11/15/23-12/14/23
- She first scored 10 points in a matchup with Texas A&M-Corpus Christi, before working a career-high 26 points against UT Arlington, dropping 18 on Texas Tech and 12 on Sam Houston
- Love then added 11 against Texas State and 16 against UTEP increasing her streak to six
- The streak concluded with a 13 point performance against Houston on Dec. 14

OFF TO A HOT START

- UTSA opened the season going 3-1 and using wins over New Mexico State, Texas A&M-Corpus Christi, and UT Arlington to capture a three-game winning streak
- The last time the Roadrunners started the season 3-1 against NCAA Division I opponents was the 2012-13 campaign
- That squad earned wins over UTRGV, Texas A&M-Corpus Christi and Austin Peay, while falling to Wichita State en route to a 16-14 overall record with a 10-8 mark in conference play

FABULOUS FRESHMEN

- In their first week of collegiate competition, freshmen Idara Udo and Aysia Proctor delivered stellar performances
- Udo lead the AAC in rebounds per game on the first week of competition after averaging 10 rpg despite coming off the bench.
- She first scored 10 points and hauled nine boards in against Arizona State before snagging 11 rebounds in a win against New Mexico State.
- Additionally, she swiped two steals and swatter four shots, including a last-second block to secure a 58-55 victory over the Aggies.
- Proctor shot 75% from the field, scoring 21 points across the games against Arizona State and New Mexico State. In addition to her offensive success, she swiped a steal and hauled in 12 rebounds off the bench.

RUN IT BACK

- 11 Roadrunners are back in Navy and Orange, as the team graduated Queen Ulabo, Kennedy Harrell, and Deborah Nwakamma
- A star-studded cast returns with Jordyn Jenkins, Hailey Atwood, Kyra White, Sidney Love and Elyssa Coleman all slated to be back in action
- Jenkins represents the reigning C-USA Player and Newcomer of the Year, while Love was an All-Freshman team selection and Coleman an All-Defensive pick
- Rounding out the group, Atwood was crowned the C-USA Scholar Athlete of the Year and White an All-Texas Honorable Mention by Dave Campbell Texas Basketball
- Other returnees include sophomores Alexis Parker, Siena Guttadauro, Madison Cockrell, and Maya Linton, along with seniors Kyleigh McGuire and Nissa Sam-Grant

ALL ABOARD THE ASTON EXPRESS

- Five newcomers inked with UTSA ahead of the 2023-24 season; two entering the Alamo City via the portal and three true freshmen
- Notably, sophomore Cheyenne Rowe transferred in from James Madison where she was crowned Sun Belt Champion after appearing in 16 games for the Dukes.
- Also transferring into UTSA, junior Sarai Estupiñan has spent time with both St. Mary's (TX) and Tallahassee CC
- Guards Emma Lucio and Aysia Proctor joins as well, along with forward Idara Udo

INTO THE AMERICAN

- The Roadrunners are set to embark on their first season as a member of the American Athletic Conference
- UTSA went 44-107 in the C-USA era, and last won a championship as a member of the Southland
- The 'Runners were the 2002-03 SLC Regular Season Champs, and won the league again in 2008-09
- The program has won two SLC Tournaments in its history, punching its ticket to the NCAA Tournament in 2008 and 2009

FAST FACTS

#0 - ELYSSA COLEMAN

- 2022-23 C-USA All-Defensive Team selection...appeared in 32 games with 30 starts...averaged 9.3 ppg at a 44.6% shooting clip...logged 26.8 MPG, collecting 6.6 RPG and 57 blocks
- 2021-22: Played in 30 games with 18 starts...averaged 7.9 ppg and 4.9 rpg...led the team in field goals made (99) and blocked shots (38)...named C-USA Freshman of the Week on Nov. 21
- Transferred from the University of Texas...did not play due to injury...part of the Elite Eight team of 2021...in high school, ranked No. 12 forward in the class of 2020, according to ESPNW...played in 132 games and averaged 10.8 points, 8.1 rebounds, 2.1 blocks and 1.1 steals per game...named to the TABC Class 6A All-State Team and the District 22-6A Most Valuable Player in 2020
- Born on Feb. 27, 2002...daughter of Lorna and Quintin Coleman...has one brother, Jacody who played football at Iowa and Lamar...Pursuing a degree in sociology

#1 - HAILEY ATWOOD

- 2022-23: Was named the 2022-23 C-USA Scholar Athlete of the Year...C-USA All-Academic selection...2022-23 Teammate of the Year by Team IMPACT...appeared in 31 games with 20 starts...averaged 21.9 mpg, 4.1 ppg, 3.2 rpg, and 1.2 apg...shot 40.1% from the field
- 2021-22: Played in 27 games with 12 starts...averaged 3.4 points and 4.3 rebounds per game
- Transferred from Blinn College...played in 24 games as a sophomore, with 18.5 points, 7.0 rebounds and 2.7 assists per game...as a freshman earned NJCAA Academic All-America honors...attended Bowie High School
- Born on Dec. 27, 2000...daughter of Jennifer Atwood...has two brother, Trey Thomson and Carter Lewis...has two sisters, Avery and Aubrey Lewis

#2 - ALEXIS PARKER

- 2022-23: Participated in 21 games, averaging 12.7 MPG...posted 43 points at a 38.1% clip...hailed in 27 rebounds, dishing out 14 assists and swiping 10 steals
- Played four years at Brandeis High School...helped the Broncos to three playoff runs, including a fifth-round playoff appearance her sophomore season...three-time first-team all-academic honoree, three-time first-team all-district honoree, first-team all-area member and earned all-state accolades
- Born on Sept. 15, 2003...daughter of Cedrick and Jessica...sister of Cedrick Jr. and London...pursuing a degree in kinesiology, with a minor in biology

#3 - EMMA LUCIO

- Joins the Roadrunners from Robert Vela High School in Edinburg, Texas...named the District Newcomer of the Year, Second Team All-District, and Third Team All-Valley as a freshman...earned First Team All-District and Second Team All-Valley during her sophomore year...named Co-Offensive Player of the Year, First Team All-District, All-Valley Defensive Team, All State Team, and All-City MVP as a junior...two-time district champion
- Daughter of Jessica Ann Lucio and Sergio Lucio Sr...six brothers, Stephen, Charles, Edgar, Eric, Jason, and Sergio Jr...two sisters, Korina and Allison...pursuing a degree in kinesiology with the goal to build her own fitness organization

#4 - SIENA GUTTADAURO

- 2022-23: Logged three starts and 24 appearances in her inaugural season, averaging 12.3 MPG...scored 52 points with 18 assists and 29 rebounds
- Clubbed with the San Jose Cagers, a premier organization that dons a 90 percent winning percentage...helped the Archbishop Mity Monarchs to three WCAL Championships and two CIF Championships...2022 state runners-up...part of the 2020 Northern California Championship team...made 2020 State Finals but the game was canceled due to the COVID-19 pandemic
- Born on Oct. 26, 2003...daughter of Joe and Rosella Guttadauro...has three brothers, Joey, Anthony and Dominic...father played soccer at Santa Clara and brother played football at Linfield...majoring in communications with the goal of becoming a sports broadcaster

#5 - MADISON COCKRELL

- 2022-23: Sixteen appearances with two starts...averaged 11.1 MPG with 3.3 PPG and 1.5 RPG...shot 39.1% from the field, including 33.3% from beyond the arc
- Four-year letter winner in high school, three of which at Bishop Lynch HS under coach Andy Zhilman...received District Defensive Player of the Year during her junior campaign...named First Team All-State in 2021 and All Tournament at the 2021 State Tournament where she helped the Friars to a state championship
- Born on Sept. 8, 2003...daughter of Milton and Daphne Cockrell...has one brother, Dylan...father played football at OSU and her mother played basketball and ran track at Southwestern Christian College...pursuing a degree in criminology with plans to attend law school

#11 - SIDNEY LOVE

- 2022-23: C-USA All-Freshman Team selection...25 games played and 20 starts with 29.5 MPG...logged a team-high 29 three-pointers...shot 42.8% from the field, including 37.0% from beyond the arc...dished out 58 assists...15 double-digit scoring games
- In high school was named named the 2022 Co-District MVP, a McDonald's All-American nominee and the Express-News Player of the Week all in her senior season...four-time academic all-district recipient, named District Defensive MVP her junior year, earned TGCA All-Star accolades and first-team all-district...helped the team become 2020 District Champions and Co-District Champions in 2021
- Born on Sept. 11, 2003...daughter of Kevin and Andrea Love...has two brothers, Kijana and Langston, and two sisters, Endaisia and Camille...her father played football for Texas A&M, her sisters, Endaisia and Camille, played soccer at Trinity and St. Mary's, respectively, and her brothers, Kijana and Langston played basketball at New Hampshire and Baylor...pursuing a degree in business management

#12 - AYSIA PROCTOR

- A local product from Samuel Clemens High School, Proctor was named to the All District First Team as a freshman in 2020...earned Texas Girls Coaches' Association All-State honors and Texas Association of Basketball Coaches All-Region honors in 2021...named to the 2021-22 UIL Girls All-Region Team...named to the All-District First Team in 2022
- Daughter of Bobby and Angela Proctor...father played basketball at the University of Colorado-Colorado Springs pursuing a degree in cyber security

#13 - SARAI ESTUPIÑAN

- Began her collegiate career at St. Mary's where she played in 10 games across the 2021-22 season...She averaged 2.6 ppg for the Rattlers, collecting eight steals and eight rebounds in 14.1 mpg...Estupiñan then transferred to Tallahassee CC where she was named Second-Team All-Panhandle Conference for her performance in the 2022-23 campaign...led TCC in scoring with 13.0 ppg, shooting 33.6% from the field
- Was a two-time First-Team All-District selection and named to the All-State Tournament team for Cedar Park High School...Helped the team win the 5A State Championship also earning Academic All-District honors along the way

#20 - MAYA LINTON

- 2022-23: Appeared in 27 games with 15.7 MPG...averaged 2.3 PPG, sinking shots at a 40.3% clip...hailed in 3.5 RPG
- Four-year letter winner at Duncanville High School...helped the Panthers to a Bi-District and area title...part of the Drive Nation 17U EYBL club team...received Defensive Player of the Year honors...awarded Second Team All-District and All-District Academic honors
- Daughter of Rose Fiomì...four sisters, Malia and McKenna Linton, Miranda Pohlman and Michaela Martinez...majoring in business

#21 - CHEYENNE ROWE

- Transfer from James Madison, Rowe appeared in 16 games as a freshman in the 2022-23 season...As a Duke, she averaged nine minutes and two points per game...She helped lead the team to a successful 26-8 season, winning the Sun Belt Tournament to earn an automatic bid into the NCAA Tournament
- A native of Ajax, Ontario, she played for the Canada U18 National Team at the 2022 FIBA Women's Americas where she won a silver medal...high school career included the 2019 Biosteel Girls Future MVP and Biosteel 2022 Team member...She represented Team Ontario in their U14 and U15 teams from 2017-19. Rowe was named First Team All-Star in U17 Canadian National Championships in 2019...She was also selected for Canadian National Assessment Camp.
- Rowe is the daughter of Waine Rowe and Hilary Chung-Rowe and has one sister, Ciara.

#22 - KYRA WHITE

- 2022-23: Named All-Texas Honorable Mention by Dave Campbell's Texas Basketball...started 28 games for the Roadrunners, averaging 33.2 MPG...led the team with 142 assists and 4.5 APG, the second-most in C-USA...third-most steals (24), blocks (27) and rebounds (160) on the team...averaged 7.9 PPG, shooting 33.7% from the field
- Transferred from the University of Southern California where she played the last three seasons...played in 77 games with 22 starts...scored 138 points, averaging 1.8 per game...also posted 131 rebounds, 49 steals, 25 blocks and 127 assists...a Converse Judson HS graduate where she was named the league MVP as a senior...was a three-time all-state first team honoree, selected 2016 league newcomer of the year and won the 2019 6A state championship...at Judson
- Born on Nov. 30, 2000...daughter of Christopher and Jennifer White...has two brothers, Jarehn and Isaac, and one sister, Cierra...her mother played softball at Texas Tech and her father played football at Texas A&M Commerce and in the Arena Football League for Houston in 2001. Also, her grandfather Rudy White played in the NBA for the Houston Rockets and Seattle Supersonics.

#23 - KYLEIGH MCGUIRE

- 2022-23: Appeared in 21 games averaging 4.4 MPG...scored 15 points with four assists, two blocks and a steal...shot 50% from the field
- 2021-22: Played in two games...named to the Conference USA Commissioner's Honor Roll.
- Named the 2020 District 22-6A Defensive Player of the Year, 2019 Offensive Player of the Year and the 2018 Most Improved Player at Atascocita HS
- Born on Nov. 12, 2001...daughter of Elisabeth Rasheed and Rasheed McGuire...one four brothers, Rasheed Jr., Angel, Christopher and Isaiah...also has two sisters, Kemaini and Jordyn...her stepdad ran track at TCU...biology major.

#23 - IDARA UDO

- Joins the UTSA family from Plano East High School...helped lead the Panthers to district championships in her sophomore and junior years...named Second Team All-District as a freshman and earned First Team honors her sophomore, junior, and senior year...named the Defensive Player of the Year as a sophomore and senior
- Daughter of Ituru Inim and Efrung Udo, one brother, Emem Udo and one sister Sema Udu...studying nursing

#23 - NISSA SAM-GRANT

- 2022-23: Did not appear
- Transferred from Panola College...previous played at Arkansas-Pine Bluff for two seasons...with the Golden Lions, Sam-Grant averaged 2.8 points, 4.6 rebounds and 1.6 blocks per game where she led the team in blocks and finished in the top four in the SWAC as a freshman...with the Ponies, the Toronto, Canada, native averaged 4.0 points, 5.0 rebounds and 1.8 blocks per game.
- Born on Nov. 30, 1999...daughter of Nigel Grant and Lisa Sam...three brothers, Tremaine, J'uel, and Kamal, one sister J'nae...majoring in multidisciplinary Studies

#23 - JORDYN JENKINS

- 2022-23: Conference USA Player of the Year...C-USA Newcomer of the Year...First-Team All-Conference...Became the third player in C-USA history to win all three awards and the first in 10 years...First Roadrunner to earn C-USA Player of the Year, also the first UTSA student-athlete to win four C-USA Player of the Week honors in a single season...awarded All-Texas First-Team by Dave Campbell's Texas Basketball...led the league with 659 points averaging 20.6 PPG at a 49.3% clip...659 points scored serves as the UTSA school record...79.0% free throw shooter...7.5 RPG and 1.3 SPG...posted nine double-doubles...career-high 40 points on Feb. 20 against North Texas, cementing a trilling 68-67 overtime victory on 12-for-20 shooting and a 13-for-16 performance at the charity stripe
- Transferred from the University of Southern California where she played for the last two seasons...played in 41 games with 35 starts after missing eight games during her debut season due to injury...scored 478 points, leading USC in scoring in the 2021-22 season with 384...also posted 236 rebounds, 36 steals, 31 blocks and 41 assists...as a sophomore in 2021-22, Jenkins starred for the Trojans, earning All Pac-12 honors and was tabbed Pac-12 Co-Most Improved Player after averaging a team-leading 14.8 points, 6.7 rebounds and 1.5 assists per game
- Kentridge High School graduate where she was a three-time all-state first-team honoree...helped her team to a 2017 state championship title and was a two-time league MVP...averaged 21.9 points and 9.2 rebounds in her junior season
- Born on Jan. 16, 2002...daughter of Alan and Joya Jenkins...sister of Alan Jenkins III and Taylor...studying multidisciplinary studies

SUPERLATIVES

2023-24 DOUBLE-DOUBLE TRACKER

Date / Opp.	Who	Stat
Nov. 18 at UT Arlington	Linton	15 Points / 10 Rebounds
Dec. 17 at Oregon	Proctor	20 Points / 11 Rebounds
Jan. 6 vs Wichita State	Coleman	32 Points / 19 Rebounds
Jan. 10 at Florida Atlantic	Coleman ²	16 Points / 10 Rebounds
Jan. 14 vs Charlotte	Proctor ²	17 Points / 13 Rebounds
Jan. 21 at UAB	White	11 Points / 10 Rebounds
Jan. 31 vs North Texas	Udo	14 Points / 12 Rebounds
Feb. 4 vs Tulane	Coleman ³	21 Points / 12 Rebounds
Feb. 22 vs Temple	Coleman ⁴	10 Points / 11 Rebounds
Feb. 22 vs Temple	Jenkins	15 Points / 10 Rebounds

2023-24 DOUBLE-DIGIT POINTS

Date / Opp.	Who	Stat
Nov. 6 at Arizona State	Udo	10 Points
Nov. 6 at Arizona State	Linton	10 Points
Nov. 10 vs NM State	Proctor	19 Points
Nov. 10 vs NM State	White	13 Points
Nov. 15 at TAMUCC	White ²	18 Points
Nov. 15 at TAMUCC	Coleman	14 Points
Nov. 15 at TAMUCC	Love	10 Points
Nov. 18 at UT Arlington	Love ²	26 Points
Nov. 18 at UT Arlington	Linton ²	15 Points
Nov. 20 at Texas Tech	Love ²	18 Points
Nov. 20 at Texas Tech	White ²	13 Points
Nov. 20 at Texas Tech	Proctor ²	10 Points
Nov. 24 at Sam Houston	Coleman ²	17 Points
Nov. 24 at Sam Houston	White ⁴	14 Points
Nov. 24 at Sam Houston	Love ⁴	12 Points
Nov. 30 vs Texas State	Love ²	11 Points
Nov. 30 vs Texas State	Coleman ³	11 Points
Nov. 30 vs Texas State	Guttadauro	11 Points
Dec. 3 vs UTEP	Coleman ⁴	23 Points
Dec. 3 vs UTEP	Love ²	16 Points
Dec. 3 vs UTEP	White ²	12 Points
Dec. 3 vs UTEP	Guttadauro ²	12 Points
Dec. 14 vs Houston	Proctor ³	19 Points
Dec. 14 vs Houston	White ²	17 Points
Dec. 14 vs Houston	Love ²	13 Points
Dec. 17 at Oregon	Proctor ⁴	20 Points
Dec. 19 at Seattle U	Coleman ⁵	18 Points
Dec. 19 at Seattle U	Udo ²	15 Points
Dec. 19 at Seattle U	Proctor ⁴	10 Points
Dec. 19 at Seattle U	White ²	10 Points
Dec. 30 at Temple	White ²	16 Points
Dec. 30 at Temple	Coleman ⁵	11 Points
Dec. 30 at Temple	Udo ²	10 Points
Jan. 2 at East Carolina	Cockrell	13 Points
Jan. 2 at East Carolina	Coleman ⁷	11 Points
Jan. 6 vs Wichita State	Coleman ⁸	32 Points
Jan. 6 vs Wichita State	Love ⁸	16 Points
Jan. 6 vs Wichita State	White ⁹	12 Points
Jan. 10 at Florida Atlantic	Proctor ⁵	17 Points
Jan. 10 at Florida Atlantic	Coleman ⁹	16 Points
Jan. 10 at Florida Atlantic	White ¹⁰	12 Points
Jan. 10 at Florida Atlantic	Linton ¹⁰	10 Points
Jan. 14 vs Charlotte	Udo ⁴	26 Points
Jan. 14 vs Charlotte	Proctor ⁶	17 Points
Jan. 14 vs Charlotte	Coleman ¹⁰	12 Points
Jan. 16 vs South Florida	White ¹¹	23 Points
Jan. 16 vs South Florida	Proctor ⁷	19 Points
Jan. 21 at UAB	White ¹²	11 Points
Jan. 21 at UAB	Proctor ⁸	11 Points
Jan. 21 at UAB	Udo ⁵	11 Points
Jan. 26 at SMU	Udo ⁶	11 Points
Jan. 26 at SMU	Love ⁹	11 Points
Jan. 26 at SMU	Coleman ¹¹	11 Points
Jan. 31 vs North Texas	Udo ⁷	14 Points
Jan. 31 vs North Texas	Love ¹⁰	13 Points
Jan. 31 vs North Texas	Proctor ⁹	11 Points
Feb. 4 vs Tulane	Coleman ¹²	21 Points
Feb. 4 vs Tulane	Coleman ¹²	21 Points
Feb. 4 vs Tulane	Proctor ¹⁰	14 Points
Feb. 4 vs Tulane	Love ¹¹	10 Points
Feb. 11 vs UAB	Proctor ¹¹	14 Points
Feb. 11 vs UAB	White ¹³	12 Points
Feb. 11 vs UAB	Love ¹²	11 Points
Feb. 11 vs UAB	Jenkins	11 Points
Feb. 14 at Tulsa	Love ¹³	16 Points
Feb. 14 at Tulsa	White ¹⁴	15 Points
Feb. 14 at Tulsa	Jenkins ²	11 Points
Feb. 14 at Tulsa	Udo ⁸	11 Points
Feb. 14 at Tulsa	Proctor ¹²	10 Points
Feb. 18 at North Texas	Jenkins ³	29 Points
Feb. 18 at North Texas	Proctor ¹³	16 Points
Feb. 22 vs Temple	Coleman ¹³	10 Points
Feb. 22 vs Temple	Jenkins ⁴	15 Points

2023-24 DOUBLE-DIGIT REBOUNDS

Date / Opp.	Who	Stat
Nov. 10 vs NM State	Udo	11 Rebounds
Nov. 18 at UT Arlington	Linton	10 Rebounds
Dec. 17 at Oregon	Coleman	13 Rebounds
Dec. 17 at Oregon	Proctor	11 Rebounds
Jan. 6 vs Wichita State	Coleman ²	19 Rebounds
Jan. 10 at Florida Atlantic	Coleman ³	10 Rebounds
Jan. 14 vs Charlotte	Proctor ²	13 Rebounds
Jan. 14 vs Charlotte	White	10 Rebounds
Jan. 21 at UAB	White ²	10 Rebounds
Jan. 26 at SMU	White ²	11 Rebounds
Jan. 31 vs North Texas	Udo ²	12 Rebounds
Feb. 4 vs Tulane	Coleman ⁴	12 Rebounds
Feb. 22 vs Temple	Coleman ⁵	11 Rebounds
Feb. 22 vs Temple	Jenkins	10 Rebounds

2023-24 DOUBLE-DIGIT ASSISTS

Date / Opp.	Who	Stat
---	---	---

GAME-BY-GAME STARTERS

NOVEMBER		1	2	3	4	5
6	AT ARIZONA STATE	LOVE	ATWOOD	WHITE	LINTON	COLEMAN
10	NEW MEXICO STATE	LOVE	ATWOOD	WHITE	LINTON	COLEMAN
15	AT TAMUCC	LOVE	PARKER	WHITE	UDO	COLEMAN
18	AT UT ARLINGTON	LOVE	PARKER	WHITE	LINTON	COLEMAN
20	AT TEXAS TECH	LOVE	PARKER	WHITE	LINTON	COLEMAN
25	AT SAM HOUSTON STATE	LOVE	PROCTOR	WHITE	LINTON	COLEMAN
30	TEXAS STATE	LOVE	PROCTOR	WHITE	LINTON	COLEMAN

DECEMBER		1	2	3	4	5
3	UTEP	LOVE	ATWOOD	WHITE	UDO	COLEMAN
14	HOUSTON	LOVE	ATWOOD	WHITE	UDO	COLEMAN
17	AT OREGON	LOVE	ATWOOD	WHITE	UDO	COLEMAN
19	AT SEATTLE U	LOVE	ATWOOD	WHITE	UDO	COLEMAN
30	AT TEMPLE *	LOVE	ATWOOD	WHITE	LINTON	COLEMAN

JANUARY		1	2	3	4	5
2	AT EAST CAROLINA *	LOVE	ATWOOD	WHITE	UDO	COLEMAN
6	WICHITA STATE *	LOVE	PROCTOR	WHITE	UDO	COLEMAN
10	AT FAU *	LOVE	PROCTOR	WHITE	UDO	COLEMAN
14	CHARLOTTE *	LOVE	PROCTOR	WHITE	UDO	COLEMAN
16	USF *	LOVE	PROCTOR	WHITE	UDO	COLEMAN
21	AT UAB *	LOVE	PROCTOR	WHITE	UDO	COLEMAN
27	AT SMU *	LOVE	PROCTOR	WHITE	LINTON	UDO
31	NORTH TEXAS *	LOVE	PROCTOR	WHITE	UDO	COLEMAN

FEBRUARY		1	2	3	4	5
4	TULANE *	LOVE	PROCTOR	WHITE	UDO	COLEMAN
11	UAB *	LOVE	PROCTOR	WHITE	LINTON	UDO
14	AT TULSA *	LOVE	PROCTOR	WHITE	UDO	COLEMAN
18	AT NORTH TEXAS *	LOVE	PROCTOR	WHITE	UDO	COLEMAN
22	TEMPLE *	LOVE	PROCTOR	WHITE	UDO	COLEMAN
25	FAU *	---	---	---	---	---
28	AT MEMPHIS *	---	---	---	---	---

MARCH		1	2	3	4	5
2	AT WICHITA STATE *	---	---	---	---	---

BREAKDOWN		1	2	3	4	5
#0	Elyssa Coleman	---	---	---	---	23
#1	Hailey Atwood	---	7	---	---	---
#2	Alexis Parker	---	3	---	---	---
#3	Emma Lucio	---	---	---	---	---
#4	Siena Guttadauro	---	---	---	---	---
#5	Madison Cockrell	---	---	---	---	---
#11	Sidney Love	25	---	---	---	---
#12	Aysia Proctor	---	15	---	---	---
#13	Sarai Estupiñan	---	---	---	---	---
#20	Maya Linton	---	---	---	9	---
#21	Cheyenne Rowe	---	---	---	---	---
#22	Kyra White	---	---	25	---	---
#23	Kyleigh McGuire	---	---	---	---	---
#25	Idara Udo	---	---	---	16	2
#30	Nissa Sam-Grant	---	---	---	---	---
#32	Jordyn Jenkins	---	---	---	---	---

THE LAST TIME...

TEAM

PLAYED A RANKED TEAM

vs No. 21 Middle Tennessee (W, 58-53) - 2/4/23

BEAT A RANKED TEAM

vs No. 21 Middle Tennessee (W, 58-53) - 2/4/23

LOST TO A RANKED TEAM AT HOME

at No. 23 Texas A&M (L, 51-77) - 12/20/21

LOST TO A RANKED TEAM ON THE ROAD

at No. 23 Texas A&M (L, 51-77) - 12/20/21

PLAYED AN OVERTIME GAME

vs North Texas (W, 75-67) - 1/31/24

PLAYED A DOUBLE-OVERTIME GAME

vs Charlotte (W, 81-80) - 1/14/24

PLAYED A TRIPLE-OVERTIME GAME

vs FIU (L, 103-107) - 2/6/21

SCORED 100+ POINTS

UTSA: 103, vs FIU - 2/6/21

Opp: 107, vs FIU - 2/6/21

SCORED 90+ POINTS

UTSA: 90 vs UTEP (W, 90-66) - 12/3/23

Opp: 93 at Houston (L, 89-93) - 12/19/22

SCORED LESS THAN 50 POINTS

UTSA: 48, vs Temple - 2/22/24

Opp: 42, vs South Florida - 1/16/24

SHOT 50+ PERCENT FROM THE FIELD

UTSA: 58.3% (35-60), vs UTEP - 12/3/23

Opp: 56.1% (32-57), at Florida Atlantic - 2/13/21

SHOT LESS THAN 40 PERCENT FROM THE FIELD

UTSA: 35.8% (19-53), vs Temple - 2/22/24

Opp: 26.9% (18-67), vs Temple - 2/22/24

SHOT LESS THAN 30 PERCENT FROM THE FIELD

UTSA: 26.0% (20-77), at Oregon - 12/17/23

Opp: 26.9% (18-67), vs Temple - 2/22/24

WON BY 20+ POINTS

UTSA: (24) (90-66), vs UTEP - 12/3/23

Opp: (28) (54-82), at East Carolina - 1/2/24

WON BY 35+ POINTS

UTSA: (43) (80-37), vs Sul Ross State - 11/25/20

Opp: (39) (41-80), at Middle Tennessee - 1/5/23

HAD 2+ 20-POINT SCORERS

UTSA: Jordyn Jenkins (25) & Sidney Love (22), at Charlotte

- 3/2/23

Opp: Karina Gordon (22) & Danae McNea (20), at East Carolina

- 1/2/24

FORCED 30+ TURNOVERS

UTSA: 30, vs Concordia Texas - 11/6/19

Opp: 31, at Texas Tech- 11/20/23

PLAYER

SCORED 40+ POINTS

UTSA: 40, Jordyn Jenkins, at North Texas - 2/20/237

Opp: 43, Keila Shelton, vs Louisiana Tech - 2/7/13

SCORED 30+ POINTS

UTSA: 32, Elyssa Coleman ,vs Wichita State - 1/6/24

Opp: 31, Acacia Hayes, at Western Kentucky - 1/7/23

RECORDED A TRIPLE-DOUBLE

UTSA: Monica Gibbs (19 pts, 11 reb, 11 ast), at Texas

A&M-Corpus Christi

Opp: N/A

ONE PLAYER RECORDED A DOUBLE-DOUBLE

UTSA: Elyssa Coleman (10 pts & 11 reb) & Jordyn Jenkins (15

pts & 10 reb), vs Temple - 2/22/24

Opp: Amirah Abdur-Rahim (15 points & 10 rebounds), at SMU

- 1/30/24

TWO PLAYERS RECORDED A DOUBLE-DOUBLE

UTSA: Elyssa Coleman (10 pts & 11 reb) & Jordyn Jenkins (15

pts & 10 reb),vs Temple - 2/22/24

Opp: Janeta Rozentale (17 pts & 10 reb) & Iggy Allen (23 pts &

16 reb), at Florida Atlantic - 2/12/21

RECORDED 20+ REBOUNDS

UTSA: 23, Anika Anderson, vs Sam Houston State - 2/21/09

Opp: 20, Briana Wright, vs FIU - 2/13/16

RECORDED 15+ REBOUNDS

UTSA: 19, Elyssa Coleman, vs Wichita State - 1/6/24

Opp: 16, Zakyia Weathersby, vs UAB - 1/1/22

TWO OR MORE PLAYERS RECORDED DOUBLE-DIGIT REBOUNDS

UTSA: Elyssa Coleman (11) & Jordyn Jenkins (10), vs Temple

- 2/22/24

Opp: Iggy Allen (10) & Brianna Jackson (12), Old Dominion -

1/13/21

RECORDED 20+ POINTS & 20+ REBOUNDS

UTSA: Ashleigh Franklin (22 pts, 22 reb), at Sam Houston

State - 2/20/10

Opp: Jessica Kuster (21 pts, 21 reb), vs Rice - 12/20/11

RECORDED 10+ ASSISTS

UTSA: 10, Karrington Donald, vs Rice - 1/2/21

Opp: 11, Courtney Blakely, at Middle Tennessee - 1/5/23

MADE 8+ 3-POINTERS

UTSA: 8, Terrie Davis, vs Lamar - 1/12/08

Opp: N/A

MADE 7+ 3-POINTERS

UTSA: 7, Ashley Spatletta, vs UT Arlington - 2/9/13

Opp: 7, Katelyn Crosthwait, at Rice - 1/16/23

MADE 6+ 3-POINTERS

UTSA: 6, Carlie Heineman, vs Old Dominion - 1/13/18

Opp: 6, Karina Gordon, at East Carolina - 1/2/24

MADE 15+ FREE THROWS

UTSA: 15, Mikayla Woods, vs Sam Houston State - 12/8/19

Opp: 18, Jennie Simms, at Old Dominion - 2/27/16

MADE 10+ FREE THROWS

UTSA: 10, Jordyn Jenkins, vs Rice -3/9/23

Opp: 11, Destiny Thurman, at UTEP - 1/23/22

RECORDED 5+ BLOCKS

UTSA: 6, Elyssa Coleman, at FIU - 1/21/23

Opp: 5, Amirah Abdur-Rahim, at SMU - 1/30/24

RECORDED 5+ STEALS

UTSA: 6, Maya Linton, at Tulsa - 2/14/24

Opp: 6, Danae McNeal, at East Carolina - 1/2/24

PLAYED EVERY MINUTE (REGULATIONS)

UTSA: Karrington Donald, at Southern Miss - 1/23/21

Opp: Maya Perry, at Florida Atlantic - 1/10/24

TWO PLAYERS PLAYED EVERY MINUTE (REGULATION)

UTSA: Chrystal Chidomere & Loryn Goodwin, vs Rice - 2/16/16

Opp: Courtney Blakely & Jalynn Gregory, at Middle Tennessee

- 1/5/23

PLAYED EVERY MINUTE (+OT)

UTSA: Monica Gibbs, vs Baylor - 3/22/09

Opp: Destinee Rogers, at Central Arkansas - 2/11/09

PLAYED EVERY MINUTE (+2OT)

UTSA: Ashleigh Franklin, vs Nicholls - 2/19/11

Opp: Ricshanda Bickham & KK Babin, vs Nicholls - 2/19/11

FOULED OUT

UTSA: Elyssa Coleman, vs Charlotte - 1/14/24

Opp: Tracey Piper Ines, vs Temple - 2/22/24

TWO OR MORE PLAYERS FOULED OUT

UTSA: Sidney Love & Idara Udo, at Texas Tech- 11/20/23

Opp: Tommisha Lampkin & Aniyah Johnson, at North Texas

- 1/26/23

5 OR MORE PLAYERS SCORED IN DOUBLE DIGITS

UTSA: Sidney Love (16), Kyra White(15), Idara Udo (11),

Jordyn Jenkins (11), Aysia Proctor (10), at Tulsa - 2/14/24

Opp: Eric Wilson (22), Sabine Lipe (13), Elina Arike (12), Avery

Crouse (11), Jazion Jackson (10), at UTEP - 2/11/23

NO ONE SCORED IN DOUBLE DIGITS

UTSA: at Florida Atlantic - 1/29/22

Opp: vs Texas A&M-Kingsville -11/16/16

INTRODUCING HEAD COACH KAREN ASTON



Head Coach

Karen Aston
Third Season
318-200 (33-54 UTSA)

X @CoachKarena

Karen Aston, former head coach at Texas, North Texas and Charlotte, was named the 10th head coach in program history on March 29, 2021.

Throughout her first two seasons at UTSA, Aston has compiled a 20-42 record, going 7-23 (3-14, C-USA) in her inaugural year before collecting a 58-57 overtime win over UTEP at the league's postseason tournament.

She then led the 'Runners to a 13-19 (9-1, C-USA) campaign in the 2022-23. Her squad opened up the C-USA tournament with a thrilling 69-68 win over No. 11 seed Florida Atlantic, before besting No. 3 seed Rice 62-54 to advance to the leagues semifinals where they fell to No. 2 seed Western Kentucky.

Jordyn Jenkins had a fantastic season under Aston's tutelage, taking home 2022-23 C-USA Player of the Year, Newcomer of the Year, and First-Team All-C-USA.

Aston has been consistently recognized as one of the top coaches in the nation. She was one of four finalists for the Naismith Women's College Coach of the Year award in 2017 and was one of 10 semifinalists for the honor in 2018. Aston also earned Big 12 Coach of the Year accolades in 2017.

Aston has a career record of 305-188 [.618] which includes head coaching positions at Charlotte, North Texas and Texas. In her 13 seasons as a head coach, Aston's teams have averaged 22 wins per year and have made a combined 10 postseason appearances.

At the University of Texas, Aston led the Longhorns to a 184-83 [.689] record in eight seasons. In her final seven seasons combined at Texas, Aston's teams averaged 24.6 wins per year, making six NCAA Tournament appearances. From 2015-18, her squads made four consecutive NCAA Sweet 16 showings, marking the first time that had been accomplished at Texas since 1990. Aston also directed the 2015-16 Longhorns to the program's first NCAA Elite Eight appearance since 2003.

Aston, who also spent eight years as an assistant and associate head coach at Texas for Naismith Hall of Fame head coach Jody Conradt, stands as Texas' second-winningest coach all-time behind Conradt's 783 victories.

Three of Aston's Texas players [Nneka Enemkpali, Imani McGee-Stafford and Ariel Atkins] were drafted by WNBA teams with McGee-Stafford [10th] and Atkins [7th] being selected as first-round picks. As a starter, Atkins helped lead the Washington Mystics to the 2019 WNBA Championship and has earned WNBA All-Defensive Team honors in each of her two seasons.

Defense has been a staple of Aston's teams her entire coaching career. Each of her eight teams at Texas ranked in the top-25 nationally in rebounding margin, including three years in the top-five. Her 2017-18 and 2018-19 teams ranked third in the NCAA in rebounding margin. Four of the top-eight single-season team rebounding averages in Texas history came during Aston's tenure, as did five of the top-nine best seasons in field-goal percentage defense.

Aston's prowess as one of the nation's best recruiters is also well known. Five of the classes she recruited to Texas were ranked among the top-11 in the nation according to ESPN.com, including three top-five classes. Recruits Charli Collier and Joyner Holmes were both No. 2 prospects according to ESPN and were listed as the nation's top recruits by some services. Aston brought 14 McDonalds All-Americans to Texas during her eight seasons.

In a season shortened due to COVID-19, the 2019-20 Longhorns posted a 19-11 overall record and finished third in the Big 12 Conference. A season that began with off-season injuries to a number of key contributors featured some impressive accomplishments. Texas defeated three Associated Press Top-25 teams, including knocking off No. 1 Stanford, which marked the program's first win against an AP No. 1 squad since 2004. The Longhorns also won at No. 17 and previously undefeated Tennessee, and earned a road victory against No. 25 TCU. Texas led the nation in double-doubles during the 2019-20 campaign with 31.

Aston mentored Collier, a sophomore center, to First-Team All-Big 12 Conference honors, as she was one of only six players in the league to average a double-double. Collier became the first player in program history to average more than seven defensive rebounds per game in a single season. Freshman guard Celeste Taylor was a Big 12 All-Freshman Team selection and earned three Big 12 Freshman of the Week accolades.

In 2018-19, Aston led Texas to a 23-10 overall record and a third-place showing in the Big 12 Conference with a 12-6 overall mark. The Longhorns advanced to the semifinals of the Big 12 Conference Tournament for the sixth consecutive year. It marked the sixth year in a row that the Longhorns had won 20 or more games.

Under Aston's tutelage, junior point guard Sug Sutton earned First-Team All-Big 12 Conference honors in 2018-19 and was named to the Big 12 All-Tournament Team. She led the Longhorns in scoring [12.7 points per game], assists per game [5.4] and steals per game [1.3]. Sutton scored in double figures 23 times, including four 20-point performances, and her 178 assists on the year marked the seventh-most in a single-season in school history. She was the conference's best all-around point guard as a junior.

In 2017-18, Aston led the Longhorns to a 28-7 overall record and a second-place finish in the Big 12 Conference with a 15-3 overall mark. Texas advanced to the championship game of the Big 12 Conference Tournament for the third time in four years. It marked the fourth year in a row that the Longhorns had won 24 or more games.

For the third time in four seasons, Aston had one of her players selected in the WNBA Draft in 2018. Atkins was chosen with the No. 7 pick by the Washington Mystics, making her the third-highest draft pick in Texas history.

INTRODUCING HEAD COACH KAREN ASTON

The Aston File

HEAD COACHING EXPERIENCE

2021- Present: Head Coach, UTSA
2012-2020: Head Coach, Texas
2011-12: Head Coach, North Texas
2007-11: Head Coach, Charlotte
2006-07: Associate Head Coach, Baylor
2000-06: Associate Head Coach, Texas
1998-00: Assistant Coach, Texas
1996-98: Assistant Coach, North Texas
1994-96: Assistant Coach, Baylor
1993-94: Head Coach, Fort Smith Northside (HS)
1988-93: Head Coach, Vilonia High School

COLLEGIATE HEAD COACHING RECORD

Overall: 318-200 (.615)
UTSA: 33-54 (.384)

Under Aston's direction, Atkins and fellow senior Brooke McCarty concluded their decorated Texas careers in 2017-18. It marked the end of an impressive four-year span that saw the Longhorns post a 108-32 [.771] overall record, four NCAA Tournament appearances, four NCAA Sweet 16 appearances, one NCAA Elite Eight appearance and three Big 12 Conference second-place finishes. Aston was a semifinalist for the Naismith Coach of the Year award.

Aston was named the Big 12 Conference Coach of the Year in 2016-17, as the Longhorns swept the league's annual honors. McCarty was named the Big 12 Player of the Year, Brianna Taylor was selected as the Big 12 Defensive Player of the Year and Holmes earned Big 12 Freshman of the Year accolades. Aston was one of four finalists nationally for the Naismith Coach of the Year honor.

The Longhorns recorded a 25-9 overall record during the 2016-17 campaign. Texas strung together a 19-game winning streak during the course of the season, which ranks tied for the 10th-longest spree in program history. With a rigorous slate that featured 14 top-25 opponents, the Longhorns recorded seven victories against ranked foes. Texas won 14 consecutive games to start Big 12 Conference play, which marked the best start to the Big 12 schedule in school history. The Longhorns charted a 15-3 record in Big 12 play to finish second in the conference for the second consecutive year.

In 2015-16, Aston led Texas to an historic season. The Longhorns posted a 31-5 overall record, which marked the school's most victories since the 1987-88 season, and tied the school record for most Big 12 Conference wins [15] in a single season. Texas hosted the NCAA First and Second Rounds for the first time since 2010 and advanced to the NCAA Elite Eight for the first time since 2003. The Longhorns opened the year with a 16-0 record, marking the third-best start in program history.

McGee-Stafford, a senior center, was named an honorable mention All-America selection from both the Associated Press and the Women's Basketball Coaches Association in 2015-16, and became the first player in program history to reach the combined milestone of 1,000 career points, 1,000 career rebounds and 200 career blocks. McGee-Stafford

was the fourth player in school history to be drafted in the first round of the WNBA Draft, going to the Chicago Sky with the 10th overall pick.

The 2014-15 Longhorns began the season on a 13-game winning streak and capped the year with a run to the NCAA Sweet 16. Texas finished with a 24-11 overall record and advanced to the championship game of the Big 12 Tournament for the first time since 2004. The Longhorns won nine of their last 12 games and posted what were then their most wins in more than a decade. Enemkpali was selected by the Seattle Storm in the third round of the 2015 WNBA Draft.

In 2013-14, Texas began a steady incline that included five wins against ranked opponents, a third-place finish in the Big 12 standings, a 10-win improvement from the previous season, and winning a game in the NCAA Tournament for the first time since 2008. UT's tie for third place in the Big 12 was its highest league finish since 2005.

Aston returned to the Forty Acres in 2012 after five years of experience reviving the women's basketball programs at the University of North Carolina at Charlotte and the University of North Texas.

Aston tripled the Mean Green's victory total in one season, as UNT went 15-16 during the 2011-12 season under her direction after winning just five games the previous year. At Charlotte, Aston led the program to record-breaking heights, with 86 victories in four seasons, including a school-record 27 wins in 2010-11.

Aston led the 49ers to four consecutive postseason appearances and the 2009 Atlantic 10 Tournament Championship en route to the school's second ever NCAA Tournament appearance. In her final season at Charlotte, Aston's squad advanced to the WNIT Final Four.

While on Conradt's Texas staff from 1998-2006, Aston helped the Longhorns post a 173-83 [.676] record during that span, with seven NCAA Tournament appearances, two trips to the Sweet 16 and a march to the 2003 Final Four. The Longhorns also captured the 2003 Big 12 regular-season and tournament titles, and UT shared the 2004 Big 12 regular-season title. Aston was promoted from assistant coach to associate head coach in July of 2000 after serving as an assistant coach for two seasons.

During her time as an assistant on the Forty Acres, Aston spearheaded the signing of 25 nationally-recognized recruits, including seven McDonald's High School All-Americans and seven WBCA/Nike All-Americans. Two of those high school All-Americans - Tiffany Jackson and Erika Arriaran - were named National High School Players of the Year. All eight of the recruiting classes Aston attracted were nationally ranked, including the No. 1 class in the nation in 2005-06.

Aston first came to Austin in 1998 from the University of North Texas, where she served as an assistant coach for two seasons [1996-98]. Prior to joining the North Texas staff, Aston was an assistant coach at Baylor for two seasons [1994-96].

Following Aston's initial stint on the Forty Acres, she was named associate head coach at Baylor during the 2006-07 season. With Aston on board, the Lady Bears won 26 games and reached the second round of the NCAA Tournament.

INTRODUCING HEAD COACH KAREN ASTON

Before entering the collegiate coaching ranks, Aston was recognized as one of the top high school coaches in the nation. She coached five years at Vilonia High School [1988-93] in Vilonia, Ark., and one year at Fort Smith Northside [1993-94] in Fort Smith, Ark. She guided Fort Smith Northside to a 24-10 record and a fifth-place finish in Class 4A. For her efforts, she was named the Arkansas Northwest Region Coach of the Year.

While at Vilonia, Aston was not only the head basketball coach but also the head cross country and track coach. In 1992-93, she was named the Arkansas Basketball Coach of the Year after leading Vilonia to a 36-1 record and a Class 2A State Championship. Aston's cross country teams also claimed back-to-back state titles in 1991 and 1992.

A native of Benton, Ark., Aston was a two-time first-team all-state selection at Bryant High School. She capped her high school career by leading Bryant to the 1982 Arkansas Class 4A State Championship. Aston earned a bachelor of arts degree in physical education from Little Rock in 1987. She played two seasons of basketball at UALR after transferring from Ouachita Baptist.


In 2019, Aston was inducted into the Trojan Athletics Hall of Fame at the University of Arkansas at Little Rock and the Bryant [Ark.] High School Athletic Hall of Honor.



Aston alongside 2022-23 C--USA Player of the Year Jordyn Jenkins



2023-24 UTSA WOMEN'S BASKETBALL ROSTER



0

ELYSSA COLEMAN
R • JR • F • 6-3
HOUSTON, TEXAS




1

HAILEY ATWOOD
GS • G • 5-8
AUSTIN, TEXAS



2

ALEXIS PARKER
SO • G • 5-9
SAN ANTONIO, TEXAS



3

EMMA LUCIO
FR • G • 5-9
EDINBURG, TEXAS



4

SIENA GUTTADAURO
SO • G • 5-6
SAN JOSE, CALIFORNIA



5

MADISON COCKRELL
SO • G • 5-4
DALLAS, TEXAS



11

SIDNEY LOVE
SO • G • 5-8
CIBOLO, TEXAS




12

AYSIA PROCTOR
FR • G • 5-8
SCHERTZ, TEXAS



13

SARAI ESTUPIÑAN
JR • G • 5-5
CEDAR PARK, TEXAS



20

MAYA LINTON
SO • F • 5-11
DUNCANVILLE, TEXAS



21

CHEYENNE ROWE
SO • F • 6-2
AJAX, ONTARIO, CANADA



22

KYRA WHITE
SR • G • 5-9
SAN ANTONIO, TEXAS




23

KYLEIGH MCGUIRE
SR • F • 5-11
HOUSTON, TEXAS



25

IDARA UDO
FR • F • 6-1
PLANO, TEXAS



30

NISSA SAM-GRANT
SR • C • 6-4
TORONTO, ONTARIO, CANADA



32

JORDYN JENKINS
SR • F • 6-0
KENT, WASHINGTON



HC

KAREN
ASTON



AC

JAMIE
CAREY



AC

EMPRESS
DAVENPORT



AC

CAMERON
MILES

ROSTER ANALYSIS

NUMERICAL ROSTER

#	NAME	POS	HT	YR.	EXP	HOMETOWN / PREVIOUS SCHOOL
0	Elyssa Coleman	F	6-3	R-Jr.	2L	Houston, Texas/Atascocita HS/Texas
1	Hailey Atwood	G	5-8	GS.	2L	Austin, Texas/Bowie HS/Blinn CC
2	Alexis Parker	G	5-9	So.	1L	San Antonio, Texas/Brandeis HS
3	Emma Lucio	G	5-9	Fr.	HS	Edinburg, Texas / Robert Vela HS
4	Siena Guttadauro	G	5-6	So.	2L	San Jose, Calif./Archbishop Mitty HS
5	Madison Cockrell	G	5-4	So.	1L	Dallas, Texas/Bishop Lynch HS
11	Sidney Love	G	5-8	So.	1L	Cibolo, Texas/Steele HS
12	Aysia Proctor	G	5-8	Fr.	HS	Schertz, Texas / Samuel Clemens HS
13	Sarai Estupiñan	G	5-5	Jr.	TR	Cedar Park, Texas / St. Mary's (TX) / Tallahassee CC
20	Maya Linton	F	6-0	So.	1L	Duncanville, Texas/Duncanville HS
21	Cheyenne Rowe	F	6-2	So.	TR	Ajax, Ontario / Bill Crothers Secondary School / JMU
22	Kyra White	G	5-9	Sr.	1L	Converse, Texas/Judson HS/Southern California
23	Kyleigh McGuire	F	5-10	Sr.	3L	Houston, Texas/Atascocita HS
25	Idara Udo	F	6-1	Fr.	HS	Plano, Texas / Plano East HS
30	Nissa Sam-Grant	C	6-4	Sr.	1L	Marietta, Ga./Wheeler HS/Panola CC
32	Jordyn Jenkins	F	6-0	Sr.	1L	Kent, Wash./Kentridge HS/Southern California

ALPHABETICAL ROSTER

#	NAME	POS	HT	YR.	EXP	HOMETOWN / PREVIOUS SCHOOL
1	Hailey Atwood	G	5-8	GS.	2L	Austin, Texas/Bowie HS/Blinn CC
5	Madison Cockrell	G	5-4	So.	1L	Dallas, Texas/Bishop Lynch HS
0	Elyssa Coleman	F	6-3	R-Jr.	2L	Houston, Texas/Atascocita HS/Texas
13	Sarai Estupiñan	G	5-5	Jr.	TR	Cedar Park, Texas / St. Mary's (TX) / Tallahassee CC
4	Siena Guttadauro	G	5-6	So.	2L	San Jose, Calif./Archbishop Mitty HS
32	Jordyn Jenkins	F	6-0	Sr.	1L	Kent, Wash./Kentridge HS/Southern California
20	Maya Linton	F	6-0	So.	1L	Duncanville, Texas/Duncanville HS
11	Sidney Love	G	5-8	So.	1L	Cibolo, Texas/Steele HS
3	Emma Lucio	G	5-9	Fr.	HS	Edinburg, Texas / Robert Vela HS
23	Kyleigh McGuire	F	5-10	Sr.	3L	Houston, Texas/Atascocita HS
2	Alexis Parker	G	5-9	So.	1L	San Antonio, Texas/Brandeis HS
12	Aysia Proctor	G	5-8	Fr.	HS	Schertz, Texas / Samuel Clemens HS
21	Cheyenne Rowe	F	6-2	So.	TR	Ajax, Ontario / Bill Crothers Secondary School / JMU
30	Nissa Sam-Grant	C	6-4	Sr.	1L	Marietta, Ga./Wheeler HS/Panola CC
25	Idara Udo	F	6-1	Fr.	HS	Plano, Texas / Plano East HS
22	Kyra White	G	5-9	Sr.	1L	Converse, Texas/Judson HS/Southern California

ROSTER BREAKDOWN

BY CLASS

Graduate Student (1)	Atwood
Senior (4)	Jenkins, McGuire, Sam-Grant, White
Junior (2)	Coleman, Estupiñan
Sophomore (6)	Love, Parker, Guttadauro, Cockrell, Linton, Rowe
Freshman (3)	Lucio, Proctor, Udo

BY POSITION

Guard (9)	Atwood, Parker, Guttadauro, Cockrell, Love, White, Lucio, Proctor, Estupiñan
Forward (6)	Coleman, Jenkins, Udo, Rowe, Linton, McGuire
Center (1)	Sam-Grant

BY STATE

Texas (12)	Atwood, Estupiñan, Love, White, Cockrell, Linton, Lucio, McGuire, Coleman, Udo, Parker, Proctor
Ontario, Canada (2)	Rowe, Sam-Grant
California (1)	Guttadauro
Washington (1)	Jenkins

PRONUNCIATION GUIDE

FIRST	LAST
0 Elyssa Coleman	alyssa
4 Siena Guttadauro	Goo-tuh-DAR (like far)-roh
12 Aysia Proctor	Asia
13 Sarai Estupiñan	eh-stew-pin-yawn
22 Kyra White	KEER-uh
30 Nissa Sam-Grant	NEE-suh

Visit gouts.com/wbbnames to listen to audio pronunciations

Head Coach: Karen Aston (Third season • Little Rock, 1987)

Associate Head Coach: Jamie Carey (Third season • Texas, 2004)

Assistant Coach: Empress Davenport (Third season • Texas, 2016)

Assistant Coach: Cameron Miles (Third season • San Diego, 2013)

Director of Operations: Chantel Govan (First season • UTSA, 2022)

Athletic Trainer: Tam-Anh Nguyen (First season • Texas, 2019)

Director of Basketball Performance: Carl Austin III (Third season • UTSA, 2018)

Player Development Coordinator: Sophia Ramos (First season • San Diego State, 2022)

Graduate Assistant: Angel Almaguer (First Season • UTSA 2022)

2023-24 COMBINED STATS

Game Records

Record	Overall	Home	Away	Neutral
ALL GAMES	13-12	7-4	6-8	0-0
CONFERENCE	7-7	5-2	2-5	0-0
NON-CONFERENCE	6-5	2-2	4-3	0-0

Score by Periods

Team	1st	2nd	3rd	4th	OT	TOT
UTSA	368	375	411	409	56	1619
Opponents	372	420	385	383	48	1608

Team Box Score

No.	Player				Total		3-Point		F-Throw		Rebounds											
		GP-GS	MIN	AVG	FG-FGA	FG%	3FG-3FGA	3FG%	FT-FTA	FT%	OFF	DEF	TOT	AVG	PF	DQ	A	TO	BLK	STL	PTS	AVG
32	JENKINS, Jordyn	4-0	76:34	19.1	24-54	.444	4-11	.364	14-16	.875	9	18	27	6.8	7	0	2	4	3	5	66	16.5
0	COLEMAN, Elyssa	24-23	657:16	27.4	117-260	.450	3-10	.300	32-52	.615	61	125	186	7.8	72	5	17	46	38	18	269	11.2
11	LOVE, Sidney	25-25	756:32	30.3	94-258	.364	17-78	.218	59-72	.819	17	69	86	3.4	70	1	76	77	2	33	264	10.6
12	PROCTOR, Aysia	24-14	617:29	25.7	104-226	.460	33-79	.418	10-18	.556	33	100	133	5.5	43	1	32	55	7	14	251	10.5
22	WHITE, Kyra	25-25	862:16	34.5	94-289	.325	30-120	.250	35-52	.673	22	113	135	5.4	53	0	121	78	28	26	253	10.1
25	UDO, Idara	25-17	545:55	21.8	82-168	.488	0-0	.000	39-69	.565	87	64	151	6.0	67	2	17	45	21	13	203	8.1
20	LINTON, Maya	22-10	377:04	17.1	25-68	.368	3-11	.273	20-37	.541	39	53	92	4.2	63	3	7	20	1	28	73	3.3
4	GUTTADAURO, Siena	18-0	179:06	9.9	16-49	.327	14-41	.341	1-2	.500	7	14	21	1.2	10	0	10	17	1	1	47	2.6
21	ROWE, Cheyenne	23-0	211:04	9.2	19-42	.452	1-2	.500	10-17	.588	30	28	58	2.5	19	0	6	7	2	2	49	2.1
23	MCGUIRE, Kyleigh	12-0	75:14	6.3	10-17	.588	0-0	.000	3-4	.750	6	9	15	1.3	12	0	5	7	0	1	23	1.9
5	COCKRELL, Madison	20-0	172:26	8.6	11-43	.256	7-23	.304	7-10	.700	7	21	28	1.4	22	0	9	13	1	15	36	1.8
30	SAM-GRANT, Nissa	11-0	58:01	5.3	8-12	.667	0-0	.000	1-2	.500	6	9	15	1.4	4	0	1	3	8	0	17	1.5
3	LUCIO, Emma	11-0	93:04	8.5	5-26	.192	2-16	.125	3-8	.375	2	8	10	0.9	7	0	7	13	0	1	15	1.4
1	ATWOOD, Hailey	23-8	277:13	12.1	12-30	.400	3-11	.273	4-5	.800	9	24	33	1.4	33	0	18	26	2	6	31	1.3
2	PARKER, Alexis	19-3	165:47	8.7	7-33	.212	0-11	.000	8-19	.421	8	14	22	1.2	11	0	8	14	4	5	22	1.2
Team											61	60	121					22				
Total		25	5125		628-1575	.399	117-413	.283	246-383	.642	404	729	1133	45.3	493	12	336	447	118	168	1619	64.8
Opponents		25	5125		550-1512	.364	165-540	.306	343-510	.673	302	593	895	35.8	412	6	311	343	89	203	1608	64.3

Team Statistics

	UTSA	OPP
Scoring	1619	1608
Points per game	64.8	64.3
Scoring margin	+0.4	-
Field goals-att	628-1575	550-1512
Field goal pct	.399	.364
3 point fg-att	117-413	165-540
3-point FG pct	.283	.306
3-pt FG made per game	4.7	6.6
Free throws-att	246-383	343-510
Free throw pct	.642	.673
F-Throws made per game	9.8	13.7
Rebounds	1133	895
Rebounds per game	45.3	35.8
Rebounding margin	+9.5	-
Assists	336	311
Assists per game	13.4	12.4
Turnovers	447	343
Turnovers per game	17.9	13.7
Turnover margin	-4.2	-
Assist/turnover ratio	0.8	0.9
Steals	168	203
Steals per game	6.7	8.1
Blocks	118	89
Blocks per game	4.7	3.6
Winning streak	0	-
Home win streak	0	-
Attendance	9726	20038
Home games-Avg/Game	11-884	14-1431
Neutral site-Avg/Game	-	0-0

Team Results

Date	Opponent		Score	Att.
11/06/2023	at Arizona St.	L	55-70	821
11/10/2023	New Mexico St.	W	58-55	712
11/15/2023	at A&M-Corpus Christi	Wot	66-59	779
11/18/2023	at UT Arlington	W	70-66	832
11/20/2023	at Texas Tech	L	58-63	4155
11/25/2023	at Sam Houston	W	63-56	235
11/30/2023	Texas St.	Lot	57-65	1535
12/03/2023	UTEP	W	90-66	926
12/14/2023	Houston	L	64-66	869
12/17/2023	at Oregon	L	48-61	5549
12/19/2023	at Seattle U	W	75-64	339
12/30/2023	at Temple	L	58-71	1324
01/02/2024	at East Carolina	L	54-82	956
01/06/2024	Wichita St.	W	74-60	722
01/10/2024	at Fla. Atlantic	W	73-60	243
01/14/2024	Charlotte	Wot2	81-80	671
01/16/2024	South Fla.	W	65-42	758
01/21/2024	at UAB	L	53-54	406
01/27/2024	at SMU	L	58-75	1396
01/31/2024	North Texas	Wot	75-67	924
02/04/2024	Tulane	L	64-75	990
02/11/2024	UAB	W	76-58	738
02/14/2024	at Tulsa	L	70-74	1177
02/18/2024	at North Texas	W	66-63	1826
02/22/2024	Temple	L	48-56	881

2023-24 NCAA RANKING SUMMARY

Statistic	National Rank	Conference Rank	Value	National Leader	Value	Conference Leader	Value
Assist/Turnover Ratio (349 ranked)	222	9	0.75	Green Bay	1.71	South Fla.	1.08
Assists Per Game (349 ranked)	151	8	13.4	Iowa	21.0	Tulane	15.9
Bench Points Per Game (349 ranked)	155	9	18.6	Murray St.	37.2	Rice	26.5
Blocks Per Game (349 ranked)	27	1	4.7	South Carolina	8.5	East Carolina UTSA	4.7
Field Goal Percentage (349 ranked)	202	7	39.9	Indiana	51.8	North Texas	46.1
Field Goal Percentage Defense (349 ranked)	21	1	36.4	South Carolina	31.0	UTSA	36.4
Fouls Per Game (348 ranked)	316	12	19.7	Dartmouth	10.8	Tulane	14.9
Free Throw Attempts Per Game (349 ranked)	231	12	15.32	LSU	28.30	North Texas	23.42
Free Throw Percentage (349 ranked)	328	13	64.2	Creighton	82.0	UAB	77.3
Free Throws Made Per Game (349 ranked)	289	14	9.84	LSU	20.93	Charlotte	15.89
Rebound Margin (349 ranked)	10	1	9.5	LSU	14.9	UTSA	9.5
Rebounds (Defensive) Per Game (349 ranked)	22	1	29.2	South Carolina	32.7	UTSA	29.2
Rebounds (Offensive) Per Game (349 ranked)	8	3	16.2	Ga. Southern	17.8	Memphis	17.4
Rebounds Per Game (349 ranked)	6	1	45.32	LSU	47.04	UTSA	45.32
Scoring Defense (349 ranked)	188	7	64.3	UAlbany	51.7	South Fla.	60.1
Scoring Margin (349 ranked)	189	10	0.4	South Carolina	32.3	North Texas	11.3
Scoring Offense (349 ranked)	189	11	64.8	Iowa	91.8	North Texas	74.3
Steals Per Game (349 ranked)	257	10	6.7	Niagara	14.9	East Carolina	11.2
Three Point Attempts Per Game (349 ranked)	264	10	16.5	Marshall	31.2	Tulsa	26.0
Three Point Percentage (349 ranked)	263	12	28.3	Indiana	41.1	UAB	36.3
Three Point Percentage Defense (349 ranked)	167	9	30.6	VCU	23.6	North Texas	26.9
Three Pointers Per Game (349 ranked)	273	12	4.7	Montana	11.1	Tulsa	8.6
Turnover Margin (349 ranked)	330	14	-4.16	West Virginia	9.12	Temple	5.12
Turnovers Forced Per Game (349 ranked)	305	12	13.72	Niagara	26.92	East Carolina	22.36
Turnovers Per Game (349 ranked)	286	12	17.9	Colorado St.	9.1	South Fla.	13.9
Winnina Percentage (349 ranked)	173	9	52.0	South Carolina	100.0	North Texas	73.1

Statistic	Player	National Rank	Conference Rank	Value	National Leader	Value	Conference Leader	Value
Assist/Turnover Ratio (250 ranked)	Kyra White	135	4	1.55	Kiara Jackson, UNLV	3.27	Aerial Wilson, South Fla.	2.36
Assists (147 ranked)	Kyra White	62	3	121	Caitlin Clark, Iowa	229	Denim DeShields, UAB	144
Assists Per Game (247 ranked)	Kyra White	51	2	4.8	Caitlin Clark, Iowa	8.5	Denim DeShields, UAB	5.3
Blocks (137 ranked)	Elyssa Coleman	67	2	38	Cameron Brink, Stanford	90	Amirah Abdur-Rahim, SMU	45
Blocks Per Game (248 ranked)	Elyssa Coleman Kyra White	59 154	2 9	1.58 1.12	Cameron Brink, Stanford	3.60	Amirah Abdur-Rahim, SMU	1.80
Double Doubles (48 ranked)					Lauren Gustin, BYU	26	Mia Moore, UAB	12
Field Goal Attempts (149 ranked)					Caitlin Clark, Iowa	617	Temira Poindexter, Tulsa	477
Field Goal Percentage (250 ranked)					Lauren Betts, UCLA	67.0	Tommisha Lampkin, North Texas	64.1
Field Goals (149 ranked)					Caitlin Clark, Iowa	289	Temira Poindexter, Tulsa	198
Free Throw Attempts (147 ranked)					Angel Reese, LSU	205	DesiRay Kernal, North Texas	154
Free Throw Percentage (250 ranked)					Maya McDermott, UNI	96.7	Destiny Jackson, Rice	85.0
Free Throws (143 ranked)					Izzy Higginbottom, Arkansas St.	175	DesiRay Kernal, North Texas	120
Minutes Per Game (150 ranked)	Kyra White	84	2	34.49	Benthe Versteeg, Sacramento St.	38.43	Madison Griggs, Memphis	36.91
Points (198 ranked)					Caitlin Clark, Iowa	876	Temira Poindexter, Tulsa	553
Points Per Game (250 ranked)					Caitlin Clark, Iowa	32.4	Temira Poindexter, Tulsa	20.5
Rebounds (147 ranked)					Lauren Gustin, BYU	433	Mia Moore, UAB	237
Rebounds (Defensive) Per Game (30 ranked)					Lauren Gustin, BYU	10.4		
Rebounds (Offensive) Per Game (30 ranked)					Angel Reese, LSU	5.7	Alasia Smith, Memphis	4.0
Rebounds Per Game (250 ranked)	Elyssa Coleman	122	10	7.8	Lauren Gustin, BYU	15.5	Alasia Smith, Memphis	9.3
Steals (144 ranked)					Hannah Hidalgo, Notre Dame	128	Danae McNeal, East Carolina	78
Steals Per Game (250 ranked)					Hannah Hidalgo, Notre Dame	4.92	Danae McNeal, East Carolina	3.12
Three Point Attempts (150 ranked)					Caitlin Clark, Iowa	367	Madison Griggs, Memphis	213
Three Point Percentage (164 ranked)					Meghan Huerter, UAlbany	49.0	Maddie Walsh, UAB	45.4
Three Pointers (147 ranked)					Caitlin Clark, Iowa	143	Delanie Crawford, Tulsa Madison Griggs, Memphis	73 73
Three Pointers Per Game (246 ranked)					Caitlin Clark, Iowa	5.30	Madison Griggs, Memphis	2.92
Triple Doubles (6 ranked)					Caitlin Clark, Iowa	4		

2023-24 ROADRUNNER TRACKER

CAREER TRACKER

UTSA RECORDS

1500 POINTS		100 STEALS		POINTS		CAREER POINTS		SEASON	
Jordyn Jenkins*	1,203 (725 at UTSA)	Kyra White*	109 (60 at UTSA)	1. Starlite Williams, 1983-87	1,607	1. Jordyn Jenkins 2022-23	659		
Hailey Atwood*	1,003 (250 at UTSA)	Hailey Atwood*	96 (33 at UTSA)	2. Angel Singleton, 1994-98	1,565	2. Tammy Rogers, 1990-91	583		
1000 POINTS		Jordyn Jenkins*	82 (46 at UTSA)	3. Margaret Martinovich, 1981-85	1,480	3. Starlite Williams, 1986-87	538		
Elyssa Coleman	806	Sidney Love	70	4. Monica Gibbs, 2005-09	1,460	4. Loryn Goodwin, 2016-17	525		
Kyra White*	640 (502 at UTSA)	50 STEALS		5. Tisha Boldt, 1986-91	1,379	5. Monica Gibbs, 2008-09	514		
Sidney Love	555	Elyssa Coleman	47	6. Kamra King, 2011-15	1,367	6. Starlite Williams, 1984-85	493		
500 POINTS		Sarai Estupiñan*	44 (0 at UTSA)	7. Tammy Rogers, 1987-91	1,343	7. Vivian Ewalefo, 2006-07	480		
Sarai Estupiñan*	396 (0 at UTSA)	Maya Linton	41	8. Michelle Martin, 1989-93	1,192	8. Margaret Martinovich, 1982-83	469		
Nissa Sam-Grant*	269 (17 at UTSA)	Nissa Sam-Grant*	25 (0 at UTSA)	9. Sharon Wilson, 1985-89	1,173	9. Valerie Wells, 1983-84	452		
Aysia Proctor	251	Madison Cockrell	23	10. Tesha Smith, 2013-17	1,169	10. Margaret Martinovich, 1984-85	451		
Idara Udo	203	Alexis Parker	16	REBOUNDS		CAREER REBOUNDS		SEASON	
Maya Linton	139	Aysia Proctor	14	1. Monica Gibbs, 2005-09	990	1. Onika Anderson, 2008-09	351		
Siena Guttadauro	118	Idara Udo	13	2. Tesha Smith, 2013-17	800	2. Monica Gibbs, 2008-09	309		
100 POINTS		Siena Guttadauro	10	3. Margaret Martinovich, 1981-85	778	3. Ryba Pawlaczyk, 2008-09	297		
Madison Cockrell	91	Kyleigh McGuire	7	4. Angel Singleton, 1993-98	730	4. Marie Benson, 2018-19	289		
Kyleigh McGuire	89	Cheyenne Rowe*	4 (2 at UTSA)	5. Marie Benson, 2016-19	680	5. Cindy Pavell, 1981-82	271		
Cheyenne Rowe*	87 (49 at UTSA)	Emma Lucio	1	6. Tisha Boldt, 1986-91	675	6. Ashleigh Franklin, 2009-10	268		
Alexis Parker	72	250 BLOCKS		7. Starlite Williams, 83-87	636	7. Tisha Boldt, 1987-88	262		
Emma Lucio	15	Nissa Sam-Grant*	134 (8 at UTSA)	8. Akunna Elonu, 2012-15	607	8. Marie Benson, 2017-18	249		
1000 REBOUNDS		Elyssa Coleman	133	9. Michelle Martin, 1989-93	590	9. Margaret Martinovich, 1982-83	247		
Hailey Atwood*	553 (248 at UTSA)	100 BLOCKS		10. Onika Anderson, 2007-09	579	10. Monica Gibbs, 2007-08	246		
Elyssa Coleman	544	Kyra White*	80 (55 at UTSA)	ASSISTS		CAREER ASSISTS		SEASON	
Jordyn Jenkins*	503 (267 at UTSA)	Jordyn Jenkins*	70 (39 at UTSA)	1. Monica Gibbs, 2005-09	693	1. Monica Gibbs, 2008-09	221		
500 REBOUNDS		50 BLOCKS		2. Tammy Rogers, 1987-91	377	2. Joyce Howard, 1997-98	201		
Kyra White*	426 (295 at UTSA)	Hailey Atwood*	32 (12 at UTSA)	3. Rhonda Hoffman, 1983-87	375	3. Monica Gibbs, 2007-08	195		
Nissa Sam-Grant*	407 (15 at UTSA)	Idara Udo	21	4. Sharon Wilson, 1985-89	355	4. Tammy Rogers, 1990-91	188		
Maya Linton	202	10 BLOCKS		5. Joyce Howard, 1996-98	333	5. Shelley Seale, 1982-83	173		
Sidney Love	192	Maya Linton	9	6. Shelley Seale, 1981-83	296	6. Kyra White, 2022-23	143		
Idara Udo	151	Aysia Proctor	7	7. Kim Reed, 2001-05	272	7. Monica Gibbs, 2006-07	139		
Aysia Proctor	133	Sidney Love	6	8. Kyra White, 2022-Pres.	264	8. Monica Gibbs, 2005-06	138		
Kyleigh McGuire	100	Cheyenne Rowe*	6 (2 at UTSA)	9. Karen Kroen, 1983-87	263	9. Loryn Goodwin, 2016-17	134		
100 REBOUNDS		Alexis Parker		10. Kim Maxwell, 1981-84	259	10. Joyce Howard, 1996-97	132		
Sarai Estupiñan*	99 (0 at UTSA)	Kyleigh McGuire		STEALS		CAREER STEALS		SEASON	
Cheyenne Rowe*	97 (58 at UTSA)	Siena Guttadauro		1. Starlite Williams, 1983-87	281	1. Loryn Goodwin, 2016-17	94		
Madison Cockrell	53	Madison Cockrell		2. Kamra King, 2011-15	240	2. Starlite Williams, 1986-87	92		
Siena Guttadauro	53	*Includes totals from previous schools		3. Michelle Martin, 1989-93	227	3. Jady Pimentel, 2021-22	83		
Alexis Parker	50			4. Sharon Wilson, 1985-89	223	4. Joyce Howard, 1997-98	79		
Emma Lucio	10			5. Rhonda Hoffman, 1983-87	222	5. Michelle Martin, 1991-92	76		
500 ASSISTS				6. Monica Gibbs, 2005-09	207	6. Michelle Martin, 1992-93	76		
Kyra White*	391 (264 at UTSA)			7. Terrie Davis, 2004-08	173	7. Tammy Rogers, 1990-91	74		
Hailey Atwood*	231 (73 at UTSA)			8. Tammy Rogers, 1987-91	165	8. Sharon Wilson, 1988-89	71		
Sidney Love	143			9. Ashley Spaletta, 2011-15	153	9. Starlite Williams, 1983-84	70		
Sarai Estupiñan*	137 (0 at UTSA)			10. Crystal Chidomere, 2014-18	150	10. Valerie Wells, 1983-84	69		
100 ASSISTS						Amber Prose, 2000-01	69		
Jordyn Jenkins*	92 (51 at UTSA)			BLOCKS		CAREER BLOCKS		SEASON	
Nissa Sam-Grant*	47 (1 at UTSA)			1. Elyssa Coleman, 2021-Pres.	133	1. Alysse Davis, 2010-11	78		
Elyssa Coleman	48			2. Whitney Wright, 2009-13	105	2. Kim Duncan, 1984-85	57		
Aysia Proctor	32			3. Alysse Davis, 2008-11	98	3. Elyssa Coleman, 2022-23	57		
Siena Guttadauro	30			4. Marie Benson, 2016-19	94	4. Ryba Pawlaczyk, 2008-09	56		
Alexis Parker	26			5. Kim Duncan, 1983-85	93	5. Mantha Emory, 1994-95	50		
Madison Cockrell	24			6. Starlite Williams, 1983-87	88	6. Whitney Wright, 2011-12	48		
Maya Linton	20			7. Timea Toth, 2016-20	87	7. Timea Toth, 2019-20	44		
Idara Udo	17			8. Mantha Emory, 1993-95	81	8. Keelah Wilson, 1999-00	41		
Kyleigh McGuire	12			9. Tesha Smith, 2013-17	72	9. Whitney Wright, 2012-13	39		
Cheyenne Rowe*	8 (6 at UTSA)			10. Lacy Mingee, 2001-06	70	10. Elyssa Coleman, 2023-24	38		
Emma Lucio	7								

PLAYER GAME-BY-GAME STATISTICS



0

ELYSSA COLEMAN

Redshirt Junior • Forward • 6-3 • Houston, Texas • Atascocita HS • Texas

Coleman's Career and 2023-24 Game Highs

Career / Last	Category	2023-24 / Last
32 / January 6, 2024 vs Wichita State	Points	32 / January 6, 2024 vs Wichita State
19 / January 6, 2024 vs Wichita State	Rebounds	19 / January 6, 2024 vs Wichita State
3 / December 19, 2022	Assists	2, 2x / January 31, 2024 vs North Texas
4 / February 4, 2024 vs Tulane	Steals	4 / February 4, 2024 vs Tulane
6 / January 21, 2023 at FIU	Blocks	4, 2x / January 31, 2024 vs North Texas
14 / January 6, 2024 vs Wichita State	FG Made	14 / January 6, 2024 vs Wichita State
20 / January 6, 2024 vs Wichita State	FG Attempted	20 / January 6, 2024 vs Wichita State
1, 9x / January 26, 2024 at SMU	3PT Made	1, 2x / January 26, 2024 at SMU
3, 2x / January 31, 2024 vs North Texas	3PT Attempted	3 / January 31, 2024 vs North Texas
7 / March 10, 2022 vs Western Kentucky	FT Made	4, 2x / January 6, 2024 vs Wichita State
10 / March 10, 2022 vs Western Kentucky	FT Attempted	6, 2x / January 6, 2024 vs Wichita State
38 / March 10, 2022 vs Western Kentucky	Minutes	36 / January 31, 2024 vs North Texas

#0 COLEMAN, Elyssa

2023-24 STATISTICS

Opponent	Date	GS	MIN	Total		3-Pointers		Free throws		Rebounds				PF	A	TO	BLK	STL	PTS	AVG
				FG-FGA	PCT	3FG-3FGA	PCT	FT-FTA	PCT	OFF	DEF	TOT	AVG							
at Arizona St.	11/06/2023	*	10:23	0-6	.000	0-0	.000	0-0	.000	1	1	2	2.0	5	0	2	1	0	0	0.0
New Mexico St.	11/10/2023	*	26:06	3-9	.333	0-1	.000	1-1	1.000	2	5	7	4.5	2	0	4	4	1	7	3.5
at A&M-Corpus Christi	11/15/2023	*	29:07	7-13	.538	0-0	.000	0-0	.000	1	3	4	4.3	5	0	3	1	1	14	7.0
at UT Arlington	11/18/2023	*	26:04	2-6	.333	0-1	.000	0-0	.000	2	6	8	5.3	2	1	3	2	0	4	6.3
at Texas Tech	11/20/2023	*	27:45	3-8	.375	0-0	.000	0-2	.000	2	6	8	5.8	2	0	4	3	0	6	6.2
at Sam Houston	11/25/2023	*	31:55	8-13	.615	0-0	.000	1-4	.250	3	3	6	5.8	5	0	1	3	2	17	8.0
Texas St.	11/30/2023	*	33:11	4-13	.308	0-0	.000	3-4	.750	2	7	9	6.3	2	1	1	2	0	11	8.4
UTEP	12/03/2023	*	25:01	11-13	.846	1-1	1.000	0-0	.000	2	6	8	6.5	3	0	3	1	0	23	10.3
Houston	12/14/2023	*	28:40	3-6	.500	0-0	.000	0-0	.000	1	6	7	6.6	3	1	0	0	1	6	9.8
at Oregon	12/17/2023	*	28:39	3-17	.176	0-0	.000	1-2	.500	7	6	13	7.2	2	0	1	0	1	7	9.5
at Seattle U	12/19/2023	*	29:24	7-12	.583	0-0	.000	4-4	1.000	2	7	9	7.4	4	1	2	2	1	18	10.3
at Temple	12/30/2023	*	32:27	5-11	.455	0-0	.000	1-1	1.000	1	6	7	7.3	3	1	0	2	0	11	10.3
at East Carolina	01/02/2024	*	24:48	4-13	.308	0-1	.000	3-6	.500	4	0	4	7.1	5	1	4	1	2	11	10.4
Wichita St.	01/06/2024	*	30:49	14-20	.700	0-0	.000	4-6	.667	6	13	19	7.9	3	1	1	3	1	32	11.9
at Fla. Atlantic	01/10/2024	*	28:34	8-11	.727	0-0	.000	0-0	.000	3	7	10	8.1	2	1	1	2	0	16	12.2
Charlotte	01/14/2024	*	30:00	5-12	.417	0-1	.000	2-2	1.000	0	3	3	7.8	5	2	2	1	0	12	12.2
South Fla.	01/16/2024	*	14:14	0-2	.000	0-0	.000	2-4	.500	0	4	4	7.5	4	0	1	1	0	2	11.6
at UAB	01/21/2024	*	34:10	4-11	.364	1-1	1.000	0-0	.000	2	6	8	7.6	2	1	2	1	1	9	11.4
at SMU	01/27/2024	*	22:25	4-8	.500	1-1	1.000	2-2	1.000	2	4	6	7.5	1	2	3	0	0	11	11.4
North Texas	01/31/2024	*	36:47	4-14	.286	0-3	.000	1-2	.500	1	8	9	7.6	1	2	1	4	2	9	11.3
Tulane	02/04/2024	*	35:09	9-19	.474	0-0	.000	3-4	.750	9	3	12	7.8	3	1	1	0	4	21	11.8
at Tulsa	02/14/2024	*	16:05	1-6	.167	0-0	.000	1-2	.500	2	1	3	7.5	2	0	4	0	0	3	11.4
at North Texas	02/18/2024	*	23:52	4-8	.500	0-0	.000	1-2	.500	3	6	9	7.6	4	0	1	0	0	9	11.3
Temple	02/22/2024	*	31:41	4-9	.444	0-0	.000	2-4	.500	3	8	11	7.8	2	1	1	4	1	10	11.2
Totals			23 657:16	117-260	.450	3-10	.300	32-52	.615	61	125	186	7.8	72	17	46	38	18	269	11.2

Player Averages

Games Played	Minutes/game	Points/game	FG Pct	3FG Pct	FT Pct	Rebounds/game	Assists/game	Turnovers/game	Assist/Turnover ratio	Steals/game	Blocks/game
24	27.4	11.2	45.0	30.0	61.5	7.8	0.7	1.9	0.4	0.8	1.6

PLAYER GAME-BY-GAME STATISTICS

1

HAILEY ATWOOD

Graduate Student • Guard • 5-8 • Austin, Texas • James Bowie HS • Blinn College



Atwood's NCAA Career and 2023-24 Game Highs

Career / Last	Category	2023-24 / Last
13 / February 25, 2023 vs FIU	Points	8 / December 19, 2023 at Seattle U
8, 2x / February 17, 2022 vs Southern Miss	Rebounds	4, 2x / January 16, 2024 vs South Florida
5 / February 23, 2023 vs Florida Atlantic	Assists	3, 2x / January 31, 2024 vs North Texas
3, 2x / February 23, 2023 vs Florida Atlantic	Steals	2 / January 2, 2024 at East Carolina
1, 12x / January 26, 2024 at SMU	Blocks	1, 2x / January 26, 2024 at SMU
6 / February 2, 2023 vs Western Kentucky	FG Made	4 / December 19, 2023 at Seattle U
12 / February 25, 2023 vs FIU	FG Attempted	7 / December 19, 2023 at Seattle U
2, 2x / February 25, 2023 vs FIU	3PT Made	1, 3x / January 14, 2024 vs Charlotte
5 / February 25, 2023 vs FIU	3PT Attempted	3 / January 14, 2024 vs Charlotte
2, 11x / November 24, 2023 at Sam Houston	FT Made	2 / November 24, 2023 at Sam Houston
3, 2x / February 23, 2023 vs Florida Atlantic	FT Attempted	2, 2x / January 2, 2024 at East Carolina
34 / March 10, 2022 vs Western Kentucky	Minutes	24 / December 19, 2023 at Seattle U

#1 ATWOOD, Hailey

2023-24 STATISTICS

Opponent	Date	GS	MIN	Total		3-Pointers		Free throws		Rebounds				PF	A	TO	BLK	STL	PTS	AVG
				FG-FGA	PCT	3FG-3FGA	PCT	FT-FTA	PCT	OFF	DEF	TOT	AVG							
at Arizona St.	11/06/2023	*	16:39	0-2	.000	0-0	.000	0-0	.000	1	0	1	1.0	2	0	3	0	0	0	0.0
New Mexico St.	11/10/2023	*	19:46	0-2	.000	0-1	.000	0-0	.000	0	1	1	1.0	2	0	2	0	0	0	0.0
at A&M-Corpus Christi	11/15/2023		02:47	0-1	.000	0-0	.000	0-0	.000	0	0	0	0.7	3	0	1	0	0	0	0.0
at UT Arlington	11/18/2023		10:11	0-0	.000	0-0	.000	0-0	.000	0	2	2	1.0	1	1	0	0	0	0	0.0
at Texas Tech	11/20/2023		03:13	0-0	.000	0-0	.000	0-0	.000	0	2	2	1.2	0	0	2	0	0	0	0.0
at Sam Houston	11/25/2023		10:27	0-1	.000	0-0	.000	2-2	1.000	2	1	3	1.5	3	1	1	1	0	2	0.3
Texas St.	11/30/2023		06:02	0-0	.000	0-0	.000	0-0	.000	0	1	1	1.4	1	1	0	0	0	0	0.3
UTEP	12/03/2023	*	18:22	1-2	.500	0-0	.000	0-0	.000	0	1	1	1.4	1	2	2	0	0	2	0.5
Houston	12/14/2023	*	15:24	0-1	.000	0-1	.000	0-0	.000	0	2	2	1.4	0	2	3	0	0	0	0.4
at Oregon	12/17/2023	*	12:08	0-0	.000	0-0	.000	0-0	.000	1	1	2	1.5	1	1	3	0	0	0	0.4
at Seattle U	12/19/2023	*	24:38	4-7	.571	0-1	.000	0-0	.000	0	1	1	1.5	2	1	1	0	1	8	1.1
at Temple	12/30/2023	*	08:28	1-1	1.000	0-0	.000	0-0	.000	1	0	1	1.4	3	0	1	0	1	2	1.2
at East Carolina	01/02/2024	*	14:46	1-1	1.000	1-1	1.000	1-2	.500	1	3	4	1.6	1	3	2	0	2	4	1.4
at Fla. Atlantic	01/10/2024		09:06	1-1	1.000	1-1	1.000	0-0	.000	1	0	1	1.6	1	1	0	0	1	3	1.5
Charlotte	01/14/2024		23:47	2-4	.500	1-3	.333	0-0	.000	1	0	1	1.5	3	1	1	0	0	5	1.7
South Fla.	01/16/2024		14:42	0-0	.000	0-0	.000	0-0	.000	0	4	4	1.7	2	0	1	0	0	0	1.6
at UAB	01/21/2024		15:17	0-1	.000	0-1	.000	0-0	.000	0	2	2	1.7	2	0	1	0	0	0	1.5
at SMU	01/27/2024		07:39	0-2	.000	0-1	.000	0-0	.000	0	0	0	1.6	1	0	0	1	0	0	1.4
North Texas	01/31/2024		15:43	2-4	.500	0-1	.000	1-1	1.000	1	1	2	1.6	1	3	1	0	1	5	1.6
Tulane	02/04/2024		08:06	0-0	.000	0-0	.000	0-0	.000	0	0	0	1.6	0	0	0	0	0	0	1.6
UAB	02/11/2024		08:43	0-0	.000	0-0	.000	0-0	.000	0	1	1	1.5	0	0	1	0	0	0	1.5
at North Texas	02/18/2024		05:12	0-0	.000	0-0	.000	0-0	.000	0	0	0	1.5	1	0	0	0	0	0	1.4
Temple	02/22/2024		06:08	0-0	.000	0-0	.000	0-0	.000	0	1	1	1.4	2	1	0	0	0	0	1.3
Totals			8 277:13	12-30	.400	3-11	.273	4-5	.800	9	24	33	1.4	33	18	26	2	6	31	1.3

Player Averages

Games Played	Minutes/game	Points/game	FG Pct	3FG Pct	FT Pct	Rebounds/game	Assists/game	Turnovers/game	Assist/Turnover ratio	Steals/game	Blocks/game
23	12.1	1.3	40.0	27.3	80.0	1.4	0.8	1.1	0.7	0.3	0.1

PLAYER GAME-BY-GAME STATISTICS

2

ALEXIS PARKER



Sophomore • Guard • 5-9 • San Antonio, Texas • Brandeis HS

Parker's Career and 2023-24 Game Highs

Career / Last	Category	2023-24 / Last
11 / December 19, 2022 at Houston.....	Points	6 / January 31, 2024 vs North Texas
5 / February 4, 2023 vs Middle Tennessee.....	Rebounds	4 / January 31, 2024 vs North Texas
3, 4x / November 15, 2023 at Texas A&M-Corpus Christi.....	Assists	3 / November 15, 2023 at Texas A&M-Corpus Christi
3 / December 19, 2022 at Houston.....	Steals	2 / November 18, 2023 at UT Arlington
1, 5x / February 11, 2024 vs UAB.....	Blocks.....	1, 4x / February 11, 2024 vs UAB
4 / December 19, 2022 at Houston.....	FG Made.....	2 / January 31, 2024 vs North Texas
7 / December 19, 2022 at Houston.....	FG Attempted.....	6, 2x / January 31, 2024 vs North Texas
1, 7x / February 11, 2023 vs UTEP.....	3PT Made.....	N/A
4 / February 11, 2023 vs UTEP.....	3PT Attempted.....	2, 2x / November 18, 2023 at UT Arlington
2, 12x / December 14, 2023 vs Houston.....	FT Made.....	2, 3x / January 31, 2024 vs North Texas
4, 2x / November 18, 2023 at UT Arlington.....	FT Attempted.....	4, 2x / November 18, 2023 at UT Arlington
31 / December 10, 2022 vs Idaho.....	Minutes.....	19, 2x / November 18, 2023 at UT Arlington

#2 PARKER, Alexis

2023-24 STATISTICS

Opponent	Date	GS	MIN	Total		3-Pointers		Free throws		Rebounds				PF	A	TO	BLK	STL	PTS	AVG
				FG-FGA	PCT	3FG-3FGA	PCT	FT-FTA	PCT	OFF	DEF	TOT	AVG							
at Arizona St.	11/06/2023		08:26	1-3	.333	0-1	.000	1-4	.250	0	0	0	0.0	0	0	1	0	0	3	3.0
New Mexico St.	11/10/2023		06:30	0-0	.000	0-0	.000	0-2	.000	0	0	0	0.0	0	0	0	0	0	0	1.5
at A&M-Corpus Christi	11/15/2023	*	19:24	0-3	.000	0-2	.000	0-0	.000	0	2	2	0.7	1	3	2	0	1	0	1.0
at UT Arlington	11/18/2023	*	19:52	1-6	.167	0-2	.000	2-4	.500	1	1	2	1.0	2	2	3	0	2	4	1.8
at Texas Tech	11/20/2023	*	19:01	2-3	.667	0-1	.000	0-0	.000	0	2	2	1.2	1	0	2	0	1	4	2.2
at Sam Houston	11/25/2023		07:47	0-0	.000	0-0	.000	0-2	.000	1	1	2	1.3	0	0	1	1	0	0	1.8
Texas St.	11/30/2023		12:21	0-3	.000	0-1	.000	0-0	.000	1	0	1	1.3	2	0	1	0	0	0	1.6
UTEP	12/03/2023		03:17	0-2	.000	0-0	.000	0-0	.000	2	0	2	1.4	1	0	1	0	0	0	1.4
Houston	12/14/2023		02:57	0-1	.000	0-1	.000	2-2	1.000	0	1	1	1.3	0	0	0	0	0	2	1.4
at Seattle U	12/19/2023		00:43	0-0	.000	0-0	.000	0-0	.000	0	0	0	1.2	0	0	0	0	0	0	1.3
at Temple	12/30/2023		04:02	0-1	.000	0-0	.000	0-0	.000	0	0	0	1.1	1	0	0	0	0	0	1.2
at East Carolina	01/02/2024		03:27	0-1	.000	0-1	.000	1-2	.500	1	0	1	1.1	0	1	1	0	0	1	1.2
South Fla.	01/16/2024		03:26	0-0	.000	0-0	.000	0-0	.000	0	0	0	1.0	2	0	0	0	0	0	1.1
North Texas	01/31/2024		16:60	2-6	.333	0-1	.000	2-3	.667	1	3	4	1.2	1	0	0	1	0	6	1.4
Tulane	02/04/2024		09:20	0-2	.000	0-1	.000	0-0	.000	1	0	1	1.2	0	0	1	1	0	0	1.3
UAB	02/11/2024		10:16	1-1	1.000	0-0	.000	0-0	.000	0	2	2	1.3	0	2	1	1	1	2	1.4
at Tulsa	02/14/2024		10:38	0-0	.000	0-0	.000	0-0	.000	0	1	1	1.2	0	0	0	0	0	0	1.3
at North Texas	02/18/2024		01:35	0-0	.000	0-0	.000	0-0	.000	0	1	1	1.2	0	0	0	0	0	0	1.2
Temple	02/22/2024		05:47	0-1	.000	0-0	.000	0-0	.000	0	0	0	1.2	0	0	0	0	0	0	1.2
Totals		3	165:47	7-33	.212	0-11	.000	8-19	.421	8	14	22	1.2	11	8	14	4	5	22	1.2

Player Averages

Games Played	Minutes/ game	Points/ game	FG Pct	3FG Pct	FT Pct	Rebounds/ game	Assists/ game	Turnovers/ game	Assist/Turnover ratio	Steals/ game	Blocks/ game
19	8.7	1.2	21.2	0.0	42.1	1.2	0.4	0.7	0.6	0.3	0.2

PLAYER GAME-BY-GAME STATISTICS

3

EMMA LUCIO



Freshman • Guard • 5-9 • Edinburg, Texas • Robert Vela HS

Lucio's Career and 2023-24 Game Highs

Career / Last	Category	2023-24 / Last
3, 3x / January 26, 2024 at SMU	Points	3, 3x / January 26, 2024 at SMU
3 / January 2, 2024 at East Carolina	Rebounds	3 / January 2, 2024 at East Carolina
2, 2x / January 14, 2024 vs Charlotte	Assists	2, 2x / January 14, 2024 vs Charlotte
1 / January 14, 2024 vs Charlotte	Steals	1 / January 14, 2024 vs Charlotte
N/A	Blocks	N/A
1, 5x / February 11, 2024 vs UAB	FG Made	1, 5x / February 11, 2024 vs UAB
9 / January 2, 2024 at East Carolina	FG Attempted	9 / January 2, 2024 at East Carolina
1, 2x / January 26, 2024 at SMU	3PT Made	1, 2x / January 26, 2024 at SMU
6 / January 2, 2024 at East Carolina	3PT Attempted	6 / January 2, 2024 at East Carolina
2 / January 14, 2024 vs Charlotte	FT Made	2 / January 14, 2024 vs Charlotte
4 / January 2, 2024 at East Carolina	FT Attempted	4 / January 2, 2024 at East Carolina
21 / January 2, 2024 at East Carolina	Minutes	21 / January 2, 2024 at East Carolina

#3 LUCIO, Emma

2023-24 STATISTICS

Opponent	Date	GS	MIN	Total		3-Pointers		Free throws		Rebounds				PF	A	TO	BLK	STL	PTS	AVG
				FG-FGA	PCT	3FG-3FGA	PCT	FT-FTA	PCT	OFF	DEF	TOT	AVG							
at Sam Houston	11/25/2023		11:22	0-1	.000	0-0	.000	0-0	.000	0	2	2	2.0	1	0	1	0	0	0	0.0
UTEP	12/03/2023		05:42	1-2	.500	1-2	.500	0-0	.000	0	0	0	1.0	0	0	1	0	0	3	1.5
at East Carolina	01/02/2024		21:05	1-9	.111	0-6	.000	1-4	.250	1	2	3	1.7	2	2	2	0	0	3	2.0
Wichita St.	01/06/2024		10:32	1-4	.250	0-2	.000	0-0	.000	1	0	1	1.5	2	0	0	0	0	2	2.0
at Fla. Atlantic	01/10/2024		10:08	0-3	.000	0-1	.000	0-0	.000	0	0	0	1.2	0	0	2	0	0	0	1.6
Charlotte	01/14/2024		10:16	0-0	.000	0-0	.000	2-2	1.000	0	1	1	1.2	1	2	1	0	1	2	1.7
South Fla.	01/16/2024		05:56	0-2	.000	0-1	.000	0-2	.000	0	2	2	1.3	0	0	3	0	0	0	1.4
at SMU	01/27/2024		10:09	1-4	.250	1-4	.250	0-0	.000	0	1	1	1.3	1	1	1	0	0	3	1.6
Tulane	02/04/2024		04:33	0-0	.000	0-0	.000	0-0	.000	0	0	0	1.1	0	1	0	0	0	0	1.4
UAB	02/11/2024		00:58	1-1	1.000	0-0	.000	0-0	.000	0	0	0	1.0	0	0	0	0	0	2	1.5
at North Texas	02/18/2024		02:22	0-0	.000	0-0	.000	0-0	.000	0	0	0	0.9	0	1	2	0	0	0	1.4
Totals		0	93:04	5-26	.192	2-16	.125	3-8	.375	2	8	10	0.9	7	7	13	0	1	15	1.4

Player Averages

Games Played	Minutes/game	Points/game	FG Pct	3FG Pct	FT Pct	Rebounds/game	Assists/game	Turnovers/game	Assist/Turnover ratio	Steals/game	Blocks/game
11	8.5	1.4	19.2	12.5	37.5	0.9	0.6	1.2	0.5	0.1	0.0

PLAYER GAME-BY-GAME STATISTICS

4

SIENA GUTTADAURO



Sophomore • Guard • 5-6 • San Jose, California • Archbishop Mitty HS

Guttadauro's Career and 2023-24 Game Highs

Career / Last	Category	2023-24 / Last
12 / December 3, 2023 vs UTEP	Points	12 / December 3, 2023 vs UTEP
4 / February 11, 2023 vs UTEP	Rebounds	2, 3x / December 14, 2023 vs Houston
3, 3x / November 6, 2023 at Arizona State	Assists	3 / November 6, 2023 at Arizona State
1, 10x / February 22, 2024 vs Temple	Steals	1 / February 22, 2024 vs Temple
1 / February 2, 2023 vs Western Kentucky	Blocks	N/A
4, 3x / December 3, 2023 vs UTEP	FG Made	4, 2x / December 3, 2023 vs UTEP
8 / February 11, 2023 vs UTEP	FG Attempted	7 / November 30, 2023 vs Texas State
4 / December 3, 2023 vs UTEP	3PT Made	4 / December 3, 2023 vs UTEP
6, 4x / November 30, 2023 vs Texas State	3PT Attempted	6, 2x / November 30, 2023 vs Texas State
2, 3x March 2, 2023 at Charlotte	FT Made	1 / November 6, 2023 at Arizona State
3 2x / February 4, 2023 vs. Middle Tennessee	FT Attempted	2 / November 6, 2023 at Arizona State
24 / December 10, 2022 vs Idaho	Minutes	19 / November 30, 2023 vs Texas State

2023-24 STATISTICS

#4 GUTTADAURO, Siena

Opponent	Date	GS	MIN	Total		3-Pointers		Free throws		Rebounds				PF	A	TO	BLK	STL	PTS	AVG
				FG-FGA	PCT	3FG-3FGA	PCT	FT-FTA	PCT	OFF	DEF	TOT	AVG							
at Arizona St.	11/06/2023		14:01	1-6	.167	1-6	.167	1-2	.500	0	0	0	0.0	2	3	1	0	0	4	4.0
at A&M-Corpus Christi	11/15/2023		13:45	2-4	.500	2-4	.500	0-0	.000	0	0	0	0.0	1	0	1	0	0	6	5.0
at UT Arlington	11/18/2023		10:26	1-5	.200	0-3	.000	0-0	.000	2	0	2	0.7	1	0	0	0	0	2	4.0
at Texas Tech	11/20/2023		08:37	0-2	.000	0-2	.000	0-0	.000	0	0	0	0.5	0	0	2	0	0	0	3.0
at Sam Houston	11/25/2023		02:25	0-0	.000	0-0	.000	0-0	.000	0	1	1	0.6	0	0	1	0	0	0	2.4
Texas St.	11/30/2023		19:01	4-7	.571	3-6	.500	0-0	.000	0	1	1	0.7	0	1	0	0	0	11	3.8
UTEP	12/03/2023		18:35	4-5	.800	4-5	.800	0-0	.000	0	2	2	0.9	0	1	3	0	0	12	5.0
Houston	12/14/2023		13:17	0-2	.000	0-1	.000	0-0	.000	0	2	2	1.0	0	1	3	0	0	0	4.4
at Oregon	12/17/2023		20:26	0-4	.000	0-3	.000	0-0	.000	1	3	4	1.3	2	1	0	0	0	0	3.9
at Seattle U	12/19/2023		03:59	0-0	.000	0-0	.000	0-0	.000	0	1	1	1.3	2	0	1	0	0	0	3.5
at Temple	12/30/2023		10:01	0-2	.000	0-1	.000	0-0	.000	0	0	0	1.2	0	0	1	0	0	0	3.2
at East Carolina	01/02/2024		12:04	1-3	.333	1-2	.500	0-0	.000	2	1	3	1.3	1	1	4	0	0	3	3.2
at Fla. Atlantic	01/10/2024		02:32	0-1	.000	0-1	.000	0-0	.000	0	0	0	1.2	0	1	0	0	0	0	2.9
North Texas	01/31/2024		02:50	0-2	.000	0-1	.000	0-0	.000	0	1	1	1.2	0	0	0	0	0	0	2.7
Tulane	02/04/2024		09:26	2-2	1.000	2-2	1.000	0-0	.000	0	2	2	1.3	0	0	0	1	0	6	2.9
UAB	02/11/2024		01:55	0-0	.000	0-0	.000	0-0	.000	0	0	0	1.2	0	0	0	0	0	0	2.8
at North Texas	02/18/2024		11:32	1-3	.333	1-3	.333	0-0	.000	1	0	1	1.2	0	1	0	0	0	3	2.8
Temple	02/22/2024		04:14	0-1	.000	0-1	.000	0-0	.000	1	0	1	1.2	1	0	0	0	1	0	2.6
Totals		0	179:06	16-49	.327	14-41	.341	1-2	.500	7	14	21	1.2	10	10	17	1	1	47	2.6

Player Averages

Games Played	Minutes/game	Points/game	FG Pct	3FG Pct	FT Pct	Rebounds/game	Assists/game	Turnovers/game	Assist/Turnover ratio	Steals/game	Blocks/game
18	9.9	2.6	32.7	34.1	50.0	1.2	0.6	0.9	0.6	0.1	0.1

PLAYER GAME-BY-GAME STATISTICS

5

MADISON COCKRELL

Sophomore • Guard • 5-4 • Dallas, Texas • Bishop Lynch HS



Cockrell's Career and 2023-24 Game Highs

Career / Last	Category	2023-24 / Last
13 / January 2, 2024 at East Carolina	Points	13 / January 2, 2024 at East Carolina
5 / February 11, 2024 vs UAB	Rebounds	5 / February 11, 2024 vs UAB
3, 2x / January 21, 2023 at FIU	Assists	2, 2x / January 21, 2024 at UAB
3 / January 2, 2024 at East Carolina	Steals	3 / January 2, 2024 at East Carolina
1 / January 16, 2024 vs South Florida	Blocks	1 / January 16, 2024 vs South Florida
4, 3x / January 2, 2024 at East Carolina	FG Made	4 / January 2, 2024 at East Carolina
8, 3x / January 2, 2024 at East Carolina	FG Attempted	8 / January 2, 2024 at East Carolina
3, 2x / January 2, 2024 at East Carolina	3PT Made	3 / January 2, 2024 at East Carolina
6 / January 2, 2024 at East Carolina	3PT Attempted	6 / January 2, 2024 at East Carolina
3 / November 30, 2022 at Texas State	FT Made	2, 2x / January 21, 2024 at UAB
4 / November 30, 2022 at Texas State	FT Attempted	3 / February 11, 2024 vs UAB
20, 2x / January 21, 2023 at FIU	Minutes	17 / January 2, 2024 at East Carolina

#5 COCKRELL, Madison

2023-24 STATISTICS

Opponent	Date	GS	MIN	Total		3-Pointers		Free throws		Rebounds				PF	A	TO	BLK	STL	PTS	AVG
				FG-FGA	PCT	3FG-3FGA	PCT	FT-FTA	PCT	OFF	DEF	TOT	AVG							
at Arizona St.	11/06/2023		07:43	1-4	.250	0-1	.000	1-1	1.000	1	3	4	4.0	0	1	1	0	2	3	3.0
New Mexico St.	11/10/2023		03:42	0-1	.000	0-0	.000	0-0	.000	0	0	0	2.0	1	0	1	0	0	0	1.5
at A&M-Corpus Christi	11/15/2023		07:24	0-1	.000	0-0	.000	0-0	.000	1	1	2	2.0	1	0	1	0	0	0	1.0
at UT Arlington	11/18/2023		07:36	1-2	.500	1-1	1.000	0-0	.000	0	1	1	1.8	1	1	1	0	1	3	1.5
Texas St.	11/30/2023		02:06	1-1	1.000	0-0	.000	0-0	.000	0	0	0	1.4	0	0	0	0	0	2	1.6
UTEP	12/03/2023		02:23	1-1	1.000	1-1	1.000	0-0	.000	0	0	0	1.2	0	0	1	0	0	3	1.8
at Seattle U	12/19/2023		01:36	0-1	.000	0-0	.000	0-0	.000	0	0	0	1.0	0	0	1	0	0	0	1.6
at East Carolina	01/02/2024		17:01	4-8	.500	3-6	.500	2-2	1.000	0	2	2	1.1	4	0	2	0	3	13	3.0
Wichita St.	01/06/2024		11:42	0-4	.000	0-2	.000	0-0	.000	0	0	0	1.0	0	2	1	0	1	0	2.7
at Fla. Atlantic	01/10/2024		05:48	0-1	.000	0-1	.000	0-0	.000	0	1	1	1.0	1	0	1	0	0	0	2.4
Charlotte	01/14/2024		13:18	0-2	.000	0-1	.000	0-0	.000	0	1	1	1.0	3	1	1	0	2	0	2.2
South Fla.	01/16/2024		11:25	0-1	.000	0-0	.000	0-0	.000	1	3	4	1.3	1	0	0	1	1	0	2.0
at UAB	01/21/2024		07:54	0-1	.000	0-1	.000	2-2	1.000	0	3	3	1.4	1	2	0	0	0	2	2.0
at SMU	01/27/2024		03:00	0-0	.000	0-0	.000	0-0	.000	0	0	0	1.3	0	0	1	0	0	0	1.9
North Texas	01/31/2024		15:04	1-1	1.000	1-1	1.000	0-0	.000	1	1	2	1.3	1	1	0	0	0	3	1.9
Tulane	02/04/2024		09:57	1-1	1.000	0-0	.000	0-0	.000	0	0	0	1.3	2	0	0	0	0	2	1.9
UAB	02/11/2024		15:04	1-5	.200	1-3	.333	1-3	.333	2	3	5	1.5	1	0	0	0	2	4	2.1
at Tulsa	02/14/2024		08:48	0-2	.000	0-2	.000	0-0	.000	0	1	1	1.4	2	0	0	0	0	0	1.9
at North Texas	02/18/2024		10:00	0-5	.000	0-3	.000	0-0	.000	1	1	2	1.5	1	1	1	0	2	0	1.8
Temple	02/22/2024		10:57	0-1	.000	0-0	.000	1-2	.500	0	0	0	1.4	2	0	0	0	1	1	1.8
Totals		0	172:26	11-43	.256	7-23	.304	7-10	.700	7	21	28	1.4	22	9	13	1	15	36	1.8

Player Averages

Games Played	Minutes/game	Points/game	FG Pct	3FG Pct	FT Pct	Rebounds/game	Assists/game	Turnovers/game	Assist/Turnover ratio	Steals/game	Blocks/game
20	8.6	1.8	25.6	30.4	70.0	1.4	0.5	0.7	0.7	0.8	0.1

PLAYER GAME-BY-GAME STATISTICS

11

SIDNEY LOVE



Sophomore • Guard • 5-8 • Cibolo, Texas. • Steele HS

Love's Career and 2023-24 Game Highs

Career / Last	Category	2023-24 / Last
26 / November 18, 2023 at UT Arlington	Points	26 / November 18, 2023 at UT Arlington
10 / January 21, 2023 at FIU	Rebounds	7, 2x / December 30, 2023 at Temple
7, 2x / December 3, 2023 vs UTEP	Assists	7 / December 3, 2023 vs UTEP
4 / January 16, 2023 at Rice	Steals	3, 2x / November 24, 2023 at Sam Houston
1, 6x / November 24, 2023 at Sam Houston	Blocks	1, 2x / November 24, 2023 at Sam Houston
9 / December 31, 2022 vs UAB	FG Made	7, 2x / January 6, 2024 vs Wichita State
18 / January 6, 2024 vs Wichita State	FG Attempted	18 / January 6, 2024 vs Wichita State
5 / December 31, 2022 vs UAB	3PT Made	2, 2x / January 16, 2024 vs South Florida
9 / December 31, 2022 vs UAB	3PT Attempted	7 / January 6, 2024 vs Wichita State
13 / November 18, 2023 at UT Arlington	FT Made	13 / November 18, 2023 at UT Arlington
15 / November 18, 2023 at UT Arlington	FT Attempted	15 / November 18, 2023 at UT Arlington
38 / Match 8, 2023 vs Florida Atlantic	Minutes	37 / November 15, 2023 at Texas A&M-Corpus Christi

#11 LOVE, Sidney

2023-24 STATISTICS

Opponent	Date	GS	MIN	Total		3-Pointers		Free throws		Rebounds				PF	A	TO	BLK	STL	PTS	AVG	
				FG-FGA	PCT	3FG-3FGA	PCT	FT-FTA	PCT	OFF	DEF	TOT	AVG								
at Arizona St.	11/06/2023	*	22:47	2-6	.333	0-1	.000	3-4	.750	1	1	2	2.0	2	1	4	0	1	7	7.0	
New Mexico St.	11/10/2023	*	36:21	3-11	.273	0-4	.000	1-1	1.000	0	3	3	2.5	2	3	3	0	2	7	7.0	
at A&M-Corpus Christi	11/15/2023	*	37:06	3-8	.375	0-2	.000	4-4	1.000	1	3	4	3.0	3	5	4	0	3	10	8.0	
at UT Arlington	11/18/2023	*	33:10	6-10	.600	1-2	.500	13-15	.867	0	2	2	2.8	2	2	2	1	0	26	12.5	
at Texas Tech	11/20/2023	*	29:20	7-14	.500	1-3	.333	3-3	1.000	1	2	3	2.8	5	1	2	0	2	18	13.6	
at Sam Houston	11/25/2023	*	34:01	3-7	.429	1-1	1.000	5-6	.833	1	6	7	3.5	2	1	4	1	3	12	13.3	
Texas St.	11/30/2023	*	35:30	5-10	.500	1-4	.250	0-0	.000	0	2	2	3.3	3	3	4	0	1	11	13.0	
UTEP	12/03/2023	*	26:00	6-11	.545	1-3	.333	3-4	.750	0	5	5	3.5	1	7	1	0	0	16	13.4	
Houston	12/14/2023	*	29:35	5-12	.417	1-2	.500	2-2	1.000	0	3	3	3.4	2	2	2	0	2	13	13.3	
at Oregon	12/17/2023	*	34:38	2-15	.133	0-3	.000	5-5	1.000	3	3	6	3.7	3	2	6	0	3	9	12.9	
at Seattle U	12/19/2023	*	29:46	2-7	.286	0-0	.000	1-2	.500	0	2	2	3.5	4	6	2	0	0	5	12.2	
at Temple	12/30/2023	*	34:16	3-8	.375	1-3	.333	1-3	.333	3	4	7	3.8	3	5	7	0	0	8	11.8	
at East Carolina	01/02/2024	*	18:43	0-4	.000	0-2	.000	0-0	.000	0	1	1	3.6	2	1	3	0	2	0	10.9	
Wichita St.	01/06/2024	*	36:50	7-18	.389	2-7	.286	0-0	.000	2	1	3	3.6	2	6	1	0	2	16	11.3	
at Fla. Atlantic	01/10/2024	*	25:20	2-9	.222	0-2	.000	3-4	.750	0	3	3	3.5	3	4	1	0	2	7	11.0	
Charlotte	01/14/2024	*	25:04	2-9	.222	1-3	.333	3-4	.750	0	2	2	3.4	4	3	0	0	0	8	10.8	
South Fla.	01/16/2024	*	26:48	3-7	.429	2-3	.667	0-1	.000	1	2	3	3.4	3	1	5	0	1	8	10.6	
at UAB	01/21/2024	*	30:24	5-14	.357	1-3	.333	0-0	.000	0	3	3	3.4	3	0	1	0	0	11	10.7	
at SMU	01/27/2024	*	33:43	5-10	.500	1-4	.250	0-0	.000	0	1	1	3.3	3	2	3	0	1	11	10.7	
North Texas	01/31/2024	*	28:51	5-12	.417	1-4	.250	2-2	1.000	2	4	6	3.4	3	2	3	0	1	13	10.8	
Tulane	02/04/2024	*	28:41	4-12	.333	0-4	.000	2-2	1.000	1	2	3	3.4	4	3	5	0	1	10	10.8	
UAB	02/11/2024	*	28:52	5-14	.357	0-5	.000	1-1	1.000	0	3	3	3.4	0	6	1	0	1	11	10.8	
at Tulsa	02/14/2024	*	36:16	5-16	.313	1-6	.167	5-7	.714	0	3	3	3.3	4	2	4	0	2	16	11.0	
at North Texas	02/18/2024	*	24:40	2-9	.222	0-5	.000	0-0	.000	1	4	5	3.4	3	4	6	0	1	4	10.7	
Temple	02/22/2024	*	29:50	2-5	.400	1-2	.500	2-2	1.000	0	4	4	3.4	4	4	3	0	2	7	10.6	
Totals			25	756:32	94-258	.364	17-78	.218	59-72	.819	17	69	86	3.4	70	76	77	2	33	264	10.6

Player Averages

Games Played	Minutes/game	Points/game	FG Pct	3FG Pct	FT Pct	Rebounds/game	Assists/game	Turnovers/game	Assist/Turnover ratio	Steals/game	Blocks/game
25	30.3	10.6	36.4	21.8	81.9	3.4	3.0	3.1	1.0	1.3	0.1

PLAYER GAME-BY-GAME STATISTICS

12

AYSIA PROCTOR

Freshman • Guard • 5-8 • Schertz, Texas • Samuel Clemens HS



Proctors' Career and 2023-24 Game Highs

Career / Last	Category	2023-24 / Last
20 / December 17, 2023 at Oregon	Points	20 / December 17, 2023 at Oregon
13 / January 14, 2024 vs Charlotte	Rebounds	13 / January 14, 2024 vs Charlotte
5 / January 26, 2024 at SMU	Assists	5 / January 26, 2024 at SMU
3 / January 16, 2024 vs South Florida	Steals	3 / January 16, 2024 vs South Florida
2 / January 6, 2024 vs Wichita State	Blocks	2 / January 6, 2024 vs Wichita State
9, 2x / December 17, 2023 at Oregon	FG Made	9, 2x / December 17, 2023 at Oregon
21 / December 17, 2023 at Oregon	FG Attempted	21 / December 17, 2023 at Oregon
5 / January 14, 2024 vs Charlotte	3PT Made	5 / January 14, 2024 vs Charlotte
9 / February 18, 2024 at North Texas	3PT Attempted	9 / February 18, 2024 at North Texas
3 / January 16, 2024 vs South Florida	FT Made	3 / January 16, 2024 vs South Florida
4 / January 16, 2024 vs South Florida	FT Attempted	4 / January 16, 2024 vs South Florida
38 / January 14, 2024 vs Charlotte	Minutes	38 / January 14, 2024 vs Charlotte

#12 PROCTOR, Aysia

2023-24 STATISTICS

Opponent	Date	GS	MIN	Total		3-Pointers		Free throws		Rebounds				PF	A	TO	BLK	STL	PTS	AVG
				FG-FGA	PCT	3FG-3FGA	PCT	FT-FTA	PCT	OFF	DEF	TOT	AVG							
at Arizona St.	11/06/2023		13:43	1-3	.333	0-2	.000	0-0	.000	3	4	7	7.0	0	0	2	0	0	2	2.0
New Mexico St.	11/10/2023		22:19	8-9	.889	2-3	.667	1-2	.500	1	4	5	6.0	1	1	2	0	1	19	10.5
at A&M-Corpus Christi	11/15/2023		26:21	3-9	.333	0-3	.000	1-2	.500	1	4	5	5.7	2	1	3	1	1	7	9.3
at UT Arlington	11/18/2023		03:57	1-1	1.000	0-0	.000	0-0	.000	0	0	0	4.3	1	0	1	0	0	2	7.5
at Texas Tech	11/20/2023		25:19	5-7	.714	0-0	.000	0-0	.000	2	3	5	4.4	3	0	6	0	1	10	8.0
at Sam Houston	11/25/2023	*	26:38	4-7	.571	0-0	.000	0-0	.000	1	7	8	5.0	1	3	4	0	0	8	8.0
Texas St.	11/30/2023	*	29:42	2-10	.200	0-2	.000	0-0	.000	2	5	7	5.3	5	0	1	1	0	4	7.4
UTEP	12/03/2023		19:11	1-4	.250	0-2	.000	0-0	.000	1	5	6	5.4	2	2	1	1	0	2	6.8
Houston	12/14/2023		24:54	9-11	.818	0-1	.000	1-2	.500	2	3	5	5.3	0	0	1	0	0	19	8.1
at Oregon	12/17/2023		25:18	9-21	.429	2-6	.333	0-0	.000	5	6	11	5.9	2	0	2	0	1	20	9.3
at Seattle U	12/19/2023		26:41	4-11	.364	1-2	.500	1-2	.500	1	1	2	5.5	1	3	0	0	2	10	9.4
at Temple	12/30/2023		27:24	3-9	.333	1-2	.500	0-0	.000	1	4	5	5.5	2	2	2	0	1	7	9.2
Wichita St.	01/06/2024	*	22:22	2-9	.222	2-5	.400	0-0	.000	0	3	3	5.3	1	2	1	2	0	6	8.9
at Fla. Atlantic	01/10/2024	*	28:53	7-11	.636	3-4	.750	0-0	.000	0	2	2	5.1	3	2	2	0	1	17	9.5
Charlotte	01/14/2024	*	38:52	6-12	.500	5-6	.833	0-2	.000	2	11	13	5.6	1	2	3	0	3	17	10.0
South Fla.	01/16/2024	*	26:47	6-15	.400	4-6	.667	3-4	.750	2	6	8	5.8	2	1	2	1	0	19	10.6
at UAB	01/21/2024	*	32:31	4-9	.444	1-4	.250	0-0	.000	1	7	8	5.9	0	0	4	1	0	9	10.5
at SMU	01/27/2024	*	28:21	2-7	.286	0-2	.000	0-0	.000	2	1	3	5.7	2	5	2	0	1	4	10.1
North Texas	01/31/2024	*	20:18	4-7	.571	1-2	.500	2-2	1.000	1	3	4	5.6	3	1	2	0	0	11	10.2
Tulane	02/04/2024	*	28:54	5-11	.455	3-7	.429	1-2	.500	1	3	4	5.6	2	3	3	0	1	14	10.4
UAB	02/11/2024	*	26:53	6-9	.667	2-4	.500	0-0	.000	2	5	7	5.6	0	2	1	0	0	14	10.5
at Tulsa	02/14/2024	*	28:55	4-8	.500	2-3	.667	0-0	.000	1	6	7	5.7	3	0	5	0	1	10	10.5
at North Texas	02/18/2024	*	34:08	6-16	.375	4-9	.444	0-0	.000	0	1	1	5.5	3	2	2	0	0	16	10.7
Temple	02/22/2024	*	29:07	2-10	.200	0-4	.000	0-0	.000	1	6	7	5.5	3	0	3	0	0	4	10.5
Totals		14	617:29	104-226	.460	33-79	.418	10-18	.556	33	100	133	5.5	43	32	55	7	14	251	10.5

Player Averages

Games Played	Minutes/game	Points/game	FG Pct	3FG Pct	FT Pct	Rebounds/game	Assists/game	Turnovers/game	Assist/Turnover ratio	Steals/game	Blocks/game
24	25.7	10.5	46.0	41.8	55.6	5.5	1.3	2.3	0.6	0.6	0.3

PLAYER GAME-BY-GAME STATISTICS

13

SARAI ESTUPINAN

Junior • Guard • 5-5 • Cedar Park, Texas • Cedar Park HS • St. Mary's (TX) • Tallahassee CC



Estupinan's NCAA Career and 2023-24 Game Highs (* at St. Mary's)

Career / Last	Category	2023-24 / Last
11 / November 20, 2021 vs Lander*	Points	N/A
6 / December 13, 2021 at Angelo State*	Rebounds	N/A
9 / January 8, 2022 at Midwestern State*	Assists	N/A
3 / February 3, 2022 at Texas A&M-International*	Steals	N/A
N/A	Blocks	N/A
4 / November 20, 2021 vs Lander*	FG Made	N/A
9 / November 20, 2021 vs Lander*	FG Attempted	N/A
3 / November 20, 2021 vs Lander*	3PT Made	N/A
7 / November 20, 2021 vs Lander*	3PT Attempted	N/A
4 / January 8, 2022 at Midwestern State*	FT Made	N/A
6 / January 8, 2022 at Midwestern State*	FT Attempted	N/A
20 / February 21, 2021 vs West Texas A&M*	Minutes	N/A

HAS YET TO APPEAR IN THE 2023-24 SEASON

PLAYER GAME-BY-GAME STATISTICS

20

MAYA LINTON



Sophomore • Forward • 6-0 • Duncanville, Texas • Duncanville HS

Linton's Career and 2023-24 Game Highs

Career / Last	Category	2023-24 / Last
15 / November 18, 2023 at UT Arlington	Points	15 / November 18, 2023 at UT Arlington
10 / November 18, 2023 at UT Arlington	Rebounds	10 / November 18, 2023 at UT Arlington
2 / January 25, 2023 at FIU	Assists	1, 6x / January 10, 2024 at Florida Atlantic
3, 2x / December 19, 2023 at Seattle U	Steals	3, 2x / December 19, 2023 at Seattle U
2 / March 10, 2023 vs Western Kentucky	Blocks	1 / February 11, 2024 vs UAB
6 / November 18, 2023 at UT Arlington	FG Made	6 / November 18, 2023 at UT Arlington
11 / November 18, 2023 at UT Arlington	FG Attempted	11 / November 18, 2023 at UT Arlington
2 / January 10, 2024 at Florida Atlantic	3PT Made	2 / January 10, 2024 at Florida Atlantic
4 / January 10, 2024 at Florida Atlantic	3PT Attempted	4 / January 10, 2024 at Florida Atlantic
4 / November 24, 2023 at Sam Houston	FT Made	4 / November 24, 2023 at Sam Houston
8 / November 24, 2023 at Sam Houston	FT Attempted	8 / November 24, 2023 at Sam Houston
26 / November 18, 2023 at UT Arlington	Minutes	26 / November 18, 2023 at UT Arlington

2023-24 STATISTICS

#20 LINTON, Maya

Opponent	Date	GS	MIN	Total		3-Pointers		Free throws		Rebounds				PF	A	TO	BLK	STL	PTS	AVG	
				FG-FGA	PCT	3FG-3FGA	PCT	FT-FTA	PCT	OFF	DEF	TOT	AVG								
at Arizona St.	11/06/2023	*	20:22	4-7	.571	0-0	.000	2-2	1.000	1	3	4	4.0	5	0	0	0	3	10	10.0	
New Mexico St.	11/10/2023	*	20:49	3-6	.500	0-1	.000	3-3	1.000	5	1	6	5.0	5	0	2	0	1	9	9.5	
at A&M-Corpus Christi	11/15/2023		18:35	0-3	.000	0-1	.000	0-0	.000	3	4	7	5.7	3	0	2	0	2	0	6.3	
at UT Arlington	11/18/2023	*	26:41	6-11	.545	0-0	.000	3-6	.500	3	7	10	6.8	5	0	1	0	2	15	8.5	
at Texas Tech	11/20/2023	*	23:04	0-1	.000	0-0	.000	2-4	.500	4	0	4	6.2	4	1	2	0	2	2	7.2	
at Sam Houston	11/25/2023	*	14:23	0-2	.000	0-0	.000	4-8	.500	2	4	6	6.2	2	1	0	0	0	4	6.7	
Texas St.	11/30/2023	*	18:35	0-4	.000	0-1	.000	0-0	.000	1	4	5	6.0	2	1	1	0	0	0	5.7	
Houston	12/14/2023		16:16	0-1	.000	0-0	.000	0-0	.000	2	2	4	5.8	2	0	0	0	1	0	5.0	
at Oregon	12/17/2023		13:25	0-0	.000	0-0	.000	0-0	.000	1	0	1	5.2	3	0	0	0	1	0	4.4	
at Seattle U	12/19/2023	*	24:44	1-5	.200	0-1	.000	3-4	.750	3	1	4	5.1	3	1	0	0	3	5	4.5	
at Temple	12/30/2023	*	19:25	1-1	1.000	1-1	1.000	0-0	.000	2	4	6	5.2	3	1	0	0	1	3	4.4	
at East Carolina	01/02/2024		15:54	1-3	.333	0-0	.000	0-0	.000	3	2	5	5.2	3	0	3	0	2	2	4.2	
Wichita St.	01/06/2024		15:15	0-3	.000	0-0	.000	0-2	.000	2	4	6	5.2	2	1	2	0	0	0	3.8	
at Fla. Atlantic	01/10/2024		18:16	3-6	.500	2-4	.500	2-2	1.000	2	3	5	5.2	2	1	1	0	0	10	4.3	
Charlotte	01/14/2024		13:09	0-2	.000	0-1	.000	0-2	.000	0	2	2	5.0	1	0	0	0	1	0	4.0	
South Fla.	01/16/2024		09:42	0-1	.000	0-1	.000	0-0	.000	1	2	3	4.9	2	0	0	0	0	0	3.8	
at UAB	01/21/2024		13:29	0-2	.000	0-0	.000	0-0	.000	0	2	2	4.7	3	0	2	0	1	0	3.5	
at SMU	01/27/2024	*	22:02	3-3	1.000	0-0	.000	1-2	.500	2	2	4	4.7	2	0	3	0	1	7	3.7	
UAB	02/11/2024	*	20:42	2-4	.500	0-0	.000	0-0	.000	1	2	3	4.6	4	0	1	1	1	4	3.7	
at Tulsa	02/14/2024		18:51	1-2	.500	0-0	.000	0-0	.000	0	2	2	4.5	3	0	0	0	6	2	3.7	
at North Texas	02/18/2024		10:12	0-1	.000	0-0	.000	0-2	.000	1	0	1	4.3	3	0	0	0	0	0	3.5	
Temple	02/22/2024		03:13	0-0	.000	0-0	.000	0-0	.000	0	2	2	4.2	1	0	0	0	0	0	3.3	
Totals			10	377:04	25-68	.368	3-11	.273	20-37	.541	39	53	92	4.2	63	7	20	1	28	73	3.3

Player Averages

Games Played	Minutes/game	Points/game	FG Pct	3FG Pct	FT Pct	Rebounds/game	Assists/game	Turnovers/game	Assist/Turnover ratio	Steals/game	Blocks/game
22	17.1	3.3	36.8	27.3	54.1	4.2	0.3	0.9	0.4	1.3	0.0

PLAYER GAME-BY-GAME STATISTICS

21

CHEYENNE ROWE

Sophomore • Forward • 6-2 • Ajax, Ontario, Canada • Bill Crothers Secondary School • James Madison



Rowe's Career and 2023-24 Game Highs (* at James Madison)

Career / Last	Category	2023-24 / Last
11 / December 4, 2022 vs UMES*	Points	8 / December 17, 2023 at Oregon
9 / November 6, 2023 at Arizona State	Rebounds	9 / November 6, 2023 at Arizona State
1, 7x / January 16, 2024 vs South Florida	Assists	1, 5x / January 16, 2024 vs South Florida
1, 5x / December 17, 2023 at Oregon	Steals	1, 3x / December 17, 2023 at Oregon
2, 2x / December 17, 2022 at Hampton*	Blocks	1 / November 20, 2023 at Texas Tech
5 / December 4, 2022 vs UMES*	FG Made	4 / December 17, 2023 at Oregon
5, 3x / December 3, 2023 vs UTEP	FG Attempted	7 / December 17, 2023 at Oregon
1 / February 11, 2024 vs UAB	3PT Made	1 / February 11, 2024 vs UAB
1, 2x / February 11, 2024 vs UAB	3PT Attempted	1, 2x / February 11, 2024 vs UAB
3 / November 15, 2023 at Texas A&M-Corpus Christi	FT Made	3 / November 15, 2023 at Texas A&M-Corpus Christi
4, 3x / November 15, 2023 at Texas A&M-Corpus Christi	FT Attempted	4, 2x / November 15, 2023 at Texas A&M-Corpus Christi
17, 3x / December 3, 2023 vs UTEP	Minutes	17, 2x / December 3, 2023 vs UTEP

#21 ROWE, Cheyenne

2023-24 STATISTICS

Opponent	Date	GS	MIN	Total		3-Pointers		Free throws		Rebounds				PF	A	TO	BLK	STL	PTS	AVG
				FG-FGA	PCT	3FG-3FGA	PCT	FT-FTA	PCT	OFF	DEF	TOT	AVG							
at Arizona St.	11/06/2023		17:13	2-4	.500	0-0	.000	2-3	.667	5	4	9	9.0	2	1	0	0	0	6	6.0
New Mexico St.	11/10/2023		07:25	0-0	.000	0-0	.000	1-2	.500	1	0	1	5.0	1	0	0	0	0	1	3.5
at A&M-Corpus Christi	11/15/2023		13:41	2-3	.667	0-0	.000	3-4	.750	4	3	7	5.7	1	0	0	0	0	7	4.7
at UT Arlington	11/18/2023		06:03	0-1	.000	0-0	.000	0-0	.000	0	1	1	4.5	1	1	1	0	0	0	3.5
at Texas Tech	11/20/2023		09:30	1-1	1.000	0-0	.000	0-2	.000	1	0	1	3.8	1	1	0	1	0	2	3.2
at Sam Houston	11/25/2023		03:44	0-0	.000	0-0	.000	1-2	.500	0	1	1	3.3	1	0	0	0	0	1	2.8
Texas St.	11/30/2023		14:11	2-5	.400	0-0	.000	0-0	.000	4	3	7	3.9	1	0	1	0	1	4	3.0
UTEP	12/03/2023		17:32	2-5	.400	0-0	.000	0-0	.000	1	3	4	3.9	0	1	1	1	0	4	3.1
Houston	12/14/2023		08:02	0-0	.000	0-0	.000	0-0	.000	0	0	0	3.4	0	0	0	0	0	0	2.8
at Oregon	12/17/2023		15:17	4-7	.571	0-1	.000	0-0	.000	2	2	4	3.5	2	0	1	0	1	8	3.3
at Temple	12/30/2023		07:03	0-0	.000	0-0	.000	1-2	.500	0	2	2	3.4	0	0	0	0	0	1	3.1
at East Carolina	01/02/2024		08:21	0-4	.000	0-0	.000	0-0	.000	2	0	2	3.3	1	0	1	0	0	0	2.8
Wichita St.	01/06/2024		04:51	0-0	.000	0-0	.000	0-0	.000	1	0	1	3.1	0	0	0	0	0	0	2.6
at Fla. Atlantic	01/10/2024		05:39	0-0	.000	0-0	.000	0-0	.000	1	0	1	2.9	1	0	0	0	0	0	2.4
Charlotte	01/14/2024		05:02	0-0	.000	0-0	.000	0-0	.000	1	1	2	2.9	0	0	0	0	0	0	2.3
South Fla.	01/16/2024		16:23	0-3	.000	0-0	.000	0-0	.000	4	1	5	3.0	1	1	1	0	0	0	2.1
at SMU	01/27/2024		07:28	1-1	1.000	0-0	.000	0-0	.000	0	2	2	2.9	1	0	0	0	0	2	2.1
North Texas	01/31/2024		17:00	1-2	.500	0-0	.000	2-2	1.000	0	4	4	3.0	2	1	0	0	0	4	2.2
Tulane	02/04/2024		04:02	0-1	.000	0-0	.000	0-0	.000	0	0	0	2.8	1	0	0	0	0	0	2.1
UAB	02/11/2024		15:40	3-4	.750	1-1	1.000	0-0	.000	2	1	3	2.9	0	0	0	0	0	7	2.4
at Tulsa	02/14/2024		03:23	1-1	1.000	0-0	.000	0-0	.000	1	0	1	2.8	0	0	0	0	0	2	2.3
at North Texas	02/18/2024		02:15	0-0	.000	0-0	.000	0-0	.000	0	0	0	2.6	1	0	0	0	0	0	2.2
Temple	02/22/2024		01:20	0-0	.000	0-0	.000	0-0	.000	0	0	0	2.5	1	0	1	0	0	0	2.1
Totals		0	211:04	19-42	.452	1-2	.500	10-17	.588	30	28	58	2.5	19	6	7	2	2	49	2.1

Player Averages

Games Played	Minutes/game	Points/game	FG Pct	3FG Pct	FT Pct	Rebounds/game	Assists/game	Turnovers/game	Assist/Turnover ratio	Steals/game	Blocks/game
23	9.2	2.1	45.2	50.0	58.8	2.5	0.3	0.3	0.9	0.1	0.1

PLAYER GAME-BY-GAME STATISTICS

22

KYRA WHITE

Senior • Guard • 5-9 • Converse, Texas • Judson HS • Southern California



White's Career and 2023-24 Game Highs

Career / Last	Category	2023-24 / Last
23 / January 16, 2024 vs South Florida	Points	23 / January 16, 2024 vs South Florida
13 / January 4, 2023 at Middle Tennessee	Rebounds	11 / January 26, 2024 at SMU
9, 3x / January 14, 2024 vs Charlotte	Assists	9 / January 14, 2024 vs Charlotte
5 / March 9, 2023 vs Rice	Steals	3 / November 10, 2023 vs New Mexico State
4 / November 30, 2023 vs Texas State	Blocks	4 / November 30, 2023 vs Texas State
10 / January 25, 2023 at FIU	FG Made	9 / January 16, 2024 vs South Florida
19 / December 14, 2023 vs Houston	FG Attempted	19 / December 14, 2023 vs Houston
5 / January 16, 2024 vs South Florida	3PT Made	5 / January 16, 2024 vs South Florida
11 / January 16, 2024 vs South Florida	3PT Attempted	11, 2x / January 16, 2024 vs South Florida
5 / November 15, 2023 at Texas A&M-Corpus Christi	FT Made	5 / November 15, 2023 at Texas A&M-Corpus Christi
6, 2x / November 15, 2023 at Texas A&M-Corpus Christi	FT Attempted	6, 2x / November 15, 2023 at Texas A&M-Corpus Christi
44 / January 14, 2024 vs Charlotte	Minutes	44 / January 14, 2024 vs Charlotte

2023-24 STATISTICS

#22 WHITE, Kyra

Opponent	Date	GS	MIN	Total		3-Pointers		Free throws		Rebounds				PF	A	TO	BLK	STL	PTS	AVG
				FG-FGA	PCT	3FG-3FGA	PCT	FT-FTA	PCT	OFF	DEF	TOT	AVG							
at Arizona St.	11/06/2023	*	36:41	3-9	.333	1-2	.500	1-2	.500	0	2	2	2.0	2	4	3	3	1	8	8.0
New Mexico St.	11/10/2023	*	32:48	4-17	.235	2-8	.250	3-6	.500	2	6	8	5.0	1	3	2	0	3	13	10.5
at A&M-Corpus Christi	11/15/2023	*	42:41	5-13	.385	3-6	.500	5-6	.833	3	3	6	5.3	1	5	1	1	18	13.0	
at UT Arlington	11/18/2023	*	34:57	2-6	.333	0-1	.000	1-2	.500	1	5	6	5.5	2	6	2	0	0	5	11.0
at Texas Tech	11/20/2023	*	34:49	4-11	.364	3-5	.600	2-2	1.000	0	8	8	6.0	3	3	6	1	0	13	11.4
at Sam Houston	11/25/2023	*	36:04	5-16	.313	1-3	.333	3-3	1.000	0	3	3	5.5	2	1	6	1	2	14	11.8
Texas St.	11/30/2023	*	36:53	3-9	.333	0-3	.000	1-4	.250	0	3	3	5.1	3	5	3	4	0	7	11.1
UTEP	12/03/2023	*	26:30	4-10	.400	0-4	.000	4-5	.800	0	3	3	4.9	1	7	3	0	1	12	11.3
Houston	12/14/2023	*	35:07	6-19	.316	4-8	.500	1-2	.500	0	8	8	5.2	2	5	6	3	0	17	11.9
at Oregon	12/17/2023	*	33:54	0-8	.000	0-5	.000	0-0	.000	0	5	5	5.2	4	4	3	0	0	0	10.7
at Seattle U	12/19/2023	*	34:22	4-10	.400	1-5	.200	1-2	.500	2	4	6	5.3	2	3	4	2	2	10	10.6
at Temple	12/30/2023	*	37:04	5-17	.294	2-9	.222	4-4	1.000	1	2	3	5.1	1	3	4	1	0	16	11.1
at East Carolina	01/02/2024	*	28:44	2-8	.250	1-6	.167	0-0	.000	0	0	0	4.7	4	7	1	0	3	5	10.6
Wichita St.	01/06/2024	*	34:33	4-15	.267	1-5	.200	3-4	.750	2	7	9	5.0	2	8	3	1	1	12	10.7
at Fla. Atlantic	01/10/2024	*	32:15	4-9	.444	2-5	.400	2-4	.500	0	4	4	4.9	1	5	2	2	4	12	10.8
Charlotte	01/14/2024	*	44:03	4-14	.286	1-4	.250	0-1	.000	3	7	10	5.3	2	9	3	1	1	9	10.7
South Fla.	01/16/2024	*	30:17	9-17	.529	5-11	.455	0-0	.000	3	5	8	5.4	0	6	1	1	1	23	11.4
at UAB	01/21/2024	*	36:27	5-17	.294	0-4	.000	1-2	.500	0	10	10	5.7	2	6	4	3	1	11	11.4
at SMU	01/27/2024	*	37:00	4-13	.308	0-5	.000	1-1	1.000	1	10	11	5.9	2	7	4	0	0	9	11.3
North Texas	01/31/2024	*	35:14	3-11	.273	1-2	.500	0-0	.000	0	4	4	5.9	4	6	6	1	2	7	11.1
Tulane	02/04/2024	*	33:08	1-10	.100	1-8	.125	0-0	.000	1	5	6	5.9	2	6	3	0	1	3	10.7
UAB	02/11/2024	*	31:49	6-11	.545	0-2	.000	0-0	.000	0	5	5	5.8	2	2	2	1	1	12	10.7
at Tulsa	02/14/2024	*	35:52	6-11	.545	1-3	.333	2-2	1.000	3	1	4	5.7	2	2	1	0	0	15	10.9
at North Texas	02/18/2024	*	28:44	0-2	.000	0-2	.000	0-0	.000	0	2	2	5.6	3	4	2	1	0	0	10.5
Temple	02/22/2024	*	32:20	1-6	.167	0-4	.000	0-0	.000	0	1	1	5.4	3	4	3	1	1	2	10.1
Totals			25 862:16	94-289	.325	30-120	.250	35-52	.673	22	113	135	5.4	53	121	78	28	26	253	10.1

Player Averages

Games Played	Minutes/game	Points/game	FG Pct	3FG Pct	FT Pct	Rebounds/game	Assists/game	Turnovers/game	Assist/Turnover ratio	Steals/game	Blocks/game
25	34.5	10.1	32.5	25.0	67.3	5.4	4.8	3.1	1.6	1.0	1.1

PLAYER GAME-BY-GAME STATISTICS

23

KYLEIGH MCGUIRE

Senior • Forward • 5-11 • Houston, Texas • Atascocita HS



McGuire's Career and 2023-24 Game Highs

Career / Last	Category	2023-24 / Last
12 / February 6, 2021 vs FIU	Points	4, 3x / January 10, 2024 at Florida Atlantic
13 / February 6, 2021 vs FIU	Rebounds	4 / December 3, 2023 vs UTEP
1, 11x / January 31, 2024 vs North Texas	Assists	1, 5x / January 31, 2024 vs North Texas
1, 7x / December 19, 2023 at Seattle U	Steals	1 / December 19, 2023 at Seattle U
1, 3x / January 19, 2023 vs Florida Atlantic	Blocks	N/A
4 / February 6, 2021 vs FIU	FG Made	2, 2x / January 10, 2024 at Florida Atlantic
8 / February 6, 2021 vs FIU	FG Attempted	4 / January 10, 2024 at Florida Atlantic
N/A	3PT Made	N/A
N/A	3PT Attempted	N/A
5 / November 30, 2020	FT Made	2 / December 3, 2023 vs UTEP
8 / February 6, 2021 vs FIU	FT Attempted	2, 2x / January 31, 2024 vs North Texas
45 / February 6, 2021 vs FIU	Minutes	9, 2x / January 14, 2024 vs Charlotte

#23 MCGUIRE, Kyleigh

2023-24 STATISTICS

Opponent	Date	GS	MIN	Total		3-Pointers		Free throws		Rebounds				PF	A	TO	BLK	STL	PTS	AVG
				FG-FGA	PCT	3FG-3FGA	PCT	FT-FTA	PCT	OFF	DEF	TOT	AVG							
at Arizona St.	11/06/2023		07:25	1-1	1.000	0-0	.000	0-0	.000	0	1	1	1.0	1	1	1	0	0	2	2.0
UTEP	12/03/2023		07:38	1-1	1.000	0-0	.000	2-2	1.000	1	3	4	2.5	1	1	1	0	0	4	3.0
at Seattle U	12/19/2023		07:50	2-2	1.000	0-0	.000	0-0	.000	1	1	2	2.3	1	0	0	0	1	4	3.3
at East Carolina	01/02/2024		07:02	1-2	.500	0-0	.000	0-0	.000	0	1	1	2.0	1	0	1	0	0	2	3.0
Wichita St.	01/06/2024		03:43	0-0	.000	0-0	.000	0-0	.000	0	1	1	1.8	0	0	0	0	0	0	2.4
at Fla. Atlantic	01/10/2024		09:23	2-4	.500	0-0	.000	0-0	.000	2	0	2	1.8	0	0	1	0	0	4	2.7
Charlotte	01/14/2024		09:25	1-2	.500	0-0	.000	0-0	.000	1	0	1	1.7	3	1	0	0	0	2	2.6
South Fla.	01/16/2024		07:11	1-3	.333	0-0	.000	0-0	.000	0	0	0	1.5	2	1	2	0	0	2	2.5
at UAB	01/21/2024		03:10	0-0	.000	0-0	.000	0-0	.000	0	0	0	1.3	1	0	0	0	0	0	2.2
North Texas	01/31/2024		07:23	1-1	1.000	0-0	.000	1-2	.500	1	2	3	1.5	1	1	0	0	0	3	2.3
Tulane	02/04/2024		02:40	0-0	.000	0-0	.000	0-0	.000	0	0	0	1.4	0	0	0	0	0	0	2.1
UAB	02/11/2024		02:24	0-1	.000	0-0	.000	0-0	.000	0	0	0	1.3	1	0	1	0	0	0	1.9
Totals			0 75:14	10-17	.588	0-0	.000	3-4	.750	6	9	15	1.3	12	5	7	0	1	23	1.9

Player Averages

Games Played	Minutes/game	Points/game	FG Pct	3FG Pct	FT Pct	Rebounds/game	Assists/game	Turnovers/game	Assist/Turnover ratio	Steals/game	Blocks/game
12	6.3	1.9	58.8	0.0	75.0	1.3	0.4	0.6	0.7	0.1	0.0

PLAYER GAME-BY-GAME STATISTICS

25

IDARA UDO

Freshman • Forward • 6-1 • Plano, Texas • Plano East HS



Udo's Career and 2023-24 Game Highs

Career / Last	Category	2023-24 / Last
26 / January 14, 2024 vs Charlotte	Points	26 / January 14, 2024 vs Charlotte
12 / January 31, 2024 vs North Texas	Rebounds	12 / January 31, 2024 vs North Texas
4 / January 10, 2024 at Florida Atlantic	Assists	4 / January 10, 2024 at Florida Atlantic
2, 2x / February 4, 2024 vs Tulane	Steals	2, 2x / February 4, 2024 vs Tulane
4 / November 30, 2023 vs Texas State	Blocks	4 / November 30, 2023 vs Texas State
9 / January 14, 2024 vs Charlotte	FG Made	9 / January 14, 2024 vs Charlotte
13 / January 14, 2024 vs Charlotte	FG Attempted	13 / January 14, 2024 vs Charlotte
N/A	3PT Made	N/A
N/A	3PT Attempted	N/A
8 / January 14, 2024 vs Charlotte	FT Made	8 / January 14, 2024 vs Charlotte
10 / January 14, 2024 vs Charlotte	FT Attempted	10 / January 14, 2024 vs Charlotte
36 / January 14, 2024 vs Charlotte	Minutes	36 / January 14, 2024 vs Charlotte

2023-24 STATISTICS

Opponent	Date	GS	MIN	Total			3-Pointers		Free throws		Rebounds				PF	A	TO	BLK	STL	PTS	AVG		
				FG	FGA	PCT	3FG	3FGA	PCT	FT	FTA	PCT	OFF	DEF								TOT	AVG
at Arizona St.	11/06/2023		23:19	4	7	.571	0	0	.000	2	6	.333	4	5	9	9.0	4	0	2	2	1	10	10.0
New Mexico St.	11/10/2023		24:14	1	3	.333	0	0	.000	0	2	.000	4	7	11	10.0	1	1	0	2	1	2	6.0
at A&M-Corpus Christi	11/15/2023	*	11:00	1	5	.200	0	0	.000	0	2	.000	2	4	6	8.7	5	1	2	1	0	2	4.7
at UT Arlington	11/18/2023		21:03	4	9	.444	0	0	.000	1	2	.500	4	3	7	8.3	2	1	3	0	1	9	5.8
at Texas Tech	11/20/2023		14:45	1	4	.250	0	0	.000	1	1	1.000	2	2	4	7.4	5	0	4	2	0	3	5.2
at Sam Houston	11/25/2023		19:26	2	4	.500	0	0	.000	1	2	.500	3	2	5	7.0	2	0	1	1	1	5	5.2
Texas St.	11/30/2023		17:29	2	5	.400	0	0	.000	3	4	.750	1	5	6	6.9	1	0	0	4	0	7	5.4
UTEP	12/03/2023	*	15:32	1	1	1.000	0	0	.000	3	4	.750	1	1	2	6.3	2	0	0	0	0	5	5.4
Houston	12/14/2023	*	25:48	3	9	.333	0	0	.000	1	2	.500	7	1	8	6.4	3	1	1	0	0	7	5.6
at Oregon	12/17/2023	*	13:49	2	5	.400	0	0	.000	0	0	.000	1	2	3	6.1	4	0	0	0	0	4	5.4
at Seattle U	12/19/2023		16:17	5	8	.625	0	0	.000	5	7	.714	6	3	9	6.4	0	2	1	0	0	15	6.3
at Temple	12/30/2023		19:50	5	9	.556	0	0	.000	0	1	.000	4	1	5	6.3	2	1	5	0	0	10	6.6
at East Carolina	01/02/2024	*	17:54	3	6	.500	0	0	.000	0	0	.000	1	2	3	6.0	4	1	3	1	1	6	6.5
Wichita St.	01/06/2024	*	24:36	3	7	.429	0	0	.000	0	1	.000	5	0	5	5.9	3	2	1	0	0	6	6.5
at Fla. Atlantic	01/10/2024	*	24:07	2	7	.286	0	0	.000	0	3	.000	6	1	7	6.0	2	4	0	2	0	4	6.3
Charlotte	01/14/2024	*	36:27	9	13	.692	0	0	.000	8	10	.800	6	3	9	6.2	4	0	5	3	1	26	7.6
South Fla.	01/16/2024	*	24:53	3	7	.429	0	0	.000	1	2	.500	3	3	6	6.2	4	1	1	1	0	7	7.5
at UAB	01/21/2024	*	26:38	5	7	.714	0	0	.000	1	2	.500	5	0	5	6.1	2	0	0	0	1	11	7.7
at SMU	01/27/2024	*	28:13	4	11	.364	0	0	.000	3	4	.750	3	6	9	6.3	4	1	3	0	1	11	7.9
North Texas	01/31/2024	*	28:50	5	9	.556	0	0	.000	4	5	.800	6	6	12	6.6	4	0	3	0	2	14	8.2
Tulane	02/04/2024	*	26:04	4	8	.500	0	0	.000	0	0	.000	2	1	3	6.4	2	0	3	0	2	8	8.2
UAB	02/11/2024	*	24:58	4	9	.444	0	0	.000	1	2	.500	6	1	7	6.4	0	1	1	1	0	9	8.2
at Tulsa	02/14/2024	*	26:32	4	6	.667	0	0	.000	3	4	.750	2	2	4	6.3	3	0	4	0	1	11	8.3
at North Texas	02/18/2024	*	14:49	1	1	1.000	0	0	.000	0	1	.000	1	0	1	6.1	3	0	0	0	0	2	8.1
Temple	02/22/2024	*	19:23	4	8	.500	0	0	.000	1	2	.500	2	3	5	6.0	1	0	2	1	0	9	8.1
Totals			17	545:55	82-168	.488	0-0	.000	39-69	.565	87	64	151	6.0	67	17	45	21	13	203	8.1		

Player Averages

Games Played	Minutes/game	Points/game	FG Pct	3FG Pct	FT Pct	Rebounds/game	Assists/game	Turnovers/game	Assist/Turnover ratio	Steals/game	Blocks/game
25	21.8	8.1	48.8	0.0	56.5	6.0	0.7	1.8	0.4	0.5	0.8

PLAYER GAME-BY-GAME STATISTICS

30

NISSA SAM-GRANT

Senior • Center • 6-4 • Toronto, Ontario Canada • Wheeler HS • Arkansas-Pine Bluff • Panola College



Sam-Grant's NCAA Career and 2023-24 Game Highs (* at Arkansas-Pine Bluff)

Career / Last	Category	2023-24 / Last
10 / November 21, 2019 at Illinois*	Points	4, 3x / January 16, 2024 vs South Florida
12 / January 27, 2020 at Texas Southern*	Rebounds	6 / January 2, 2024 at East Carolina
3 / February 23, 2021 at Prairie View A&M*	Assists	1 / December 3, 2023 vs UTEP
2 / December 17, 2020 vs New Mexico*	Steals	N/A
8 / January 11, 2021 vs Alabama A&M*	Blocks	3 / December 3, 2023 vs UTEP
4 / November 21, 2019 at Illinois*	FG Made	2, 3x / January 16, 2024 vs South Florida
7 / November 29, 2019 at Iowa State*	FG Attempted	3, 2x / January 16, 2024 vs South Florida
1, 2x / December 21, 202 at Arkansas*	3PT Made	N/A
2 / December 20, 2019 at Texas Tech*	3PT Attempted	N/A
4 / January 25, 2020 at Prairie View A&M*	FT Made	N/A
5 / December 29, 2020 at Oklahoma*	FT Attempted	N/A
28 / December 29, 2020 at Oklahoma*	Minutes	14 / December 3, 2023 vs UTEP

2023-24 STATISTICS

#30 SAM-GRANT, Nissa

Opponent	Date	GS	MIN	Total		3-Pointers		Free throws		Rebounds				PF	A	TO	BLK	STL	PTS	AVG
				FG-FGA	PCT	3FG-3FGA	PCT	FT-FTA	PCT	OFF	DEF	TOT	AVG							
at Arizona St.	11/06/2023		01:18	0-0	.000	0-0	.000	0-0	.000	0	0	0	0.0	0	0	0	0	0	0	0.0
at A&M-Corpus Christi	11/15/2023		03:09	1-1	1.000	0-0	.000	0-0	.000	0	1	1	0.5	2	0	0	1	0	2	1.0
at Texas Tech	11/20/2023		04:37	0-0	.000	0-0	.000	0-0	.000	0	0	0	0.3	0	0	0	0	0	0	0.7
at Sam Houston	11/25/2023		01:47	0-0	.000	0-0	.000	0-0	.000	0	0	0	0.3	0	0	1	1	0	0	0.5
UTEP	12/03/2023		14:17	2-3	.667	0-0	.000	0-0	.000	0	3	3	0.8	1	1	0	3	0	4	1.2
at Oregon	12/17/2023		02:26	0-0	.000	0-0	.000	0-0	.000	0	0	0	0.7	0	0	0	0	0	0	1.0
at East Carolina	01/02/2024		10:13	2-2	1.000	0-0	.000	0-0	.000	2	4	6	1.4	0	0	2	1	0	4	1.4
Wichita St.	01/06/2024		04:47	0-1	.000	0-0	.000	0-0	.000	1	0	1	1.4	0	0	0	0	0	0	1.3
Charlotte	01/14/2024		00:38	0-0	.000	0-0	.000	0-0	.000	0	0	0	1.2	0	0	0	0	0	0	1.1
South Fla.	01/16/2024		08:17	2-3	.667	0-0	.000	0-0	.000	0	0	0	1.1	0	0	0	1	0	4	1.4
at North Texas	02/18/2024		06:32	1-2	.500	0-0	.000	1-2	.500	3	1	4	1.4	1	0	0	1	0	3	1.5
Totals		0	58:01	8-12	.667	0-0	.000	1-2	.500	6	9	15	1.4	4	1	3	8	0	17	1.5

Player Averages

Games Played	Minutes/game	Points/game	FG Pct	3FG Pct	FT Pct	Rebounds/game	Assists/game	Turnovers/game	Assist/Turnover ratio	Steals/game	Blocks/game
11	5.3	1.5	66.7	0.0	50.0	1.4	0.1	0.3	0.3	0.0	0.7

PLAYER GAME-BY-GAME STATISTICS

32

JORDYN JENKINS



Jenkins' Career and 2023-24 Game Highs (* at USC)

Career / Last	Category	2023-24 / Last
40 / February 20, 2023 at North Texas	Points	29 / February 18, 2024 at North Texas
16 / January 4, 2023 vs Middle Tennessee	Rebounds	10 / February 22, 2024 vs Temple
5 / January 16, 2022 vs Washington*	Assists	1, 2x / February 14, 2024 at Tulsa
4 / November 26, 2022 vs St. John's	Steals	3 / February 18, 2024 at North Texas
4 / November 30, 2022 at Texas State	Blocks	2 / February 18, 2024 at North Texas
15 / January 11, 2023 vs UTEP	FG Made	11 / February 18, 2024 at North Texas
22 / January 11, 2023 vs UTEP	FG Attempted	17 / February 18, 2024 at North Texas
3, 4x / February 20, 2023 at North Texas	3PT Made	3 / February 18, 2024 at North Texas
6 / March 8, 2023 vs Florida Atlantic	3PT Attempted	5 / February 18, 2024 at North Texas
13 / February 20, 2023 at North Texas	FT Made	4, 2x / February 18, 2024 at North Texas
16 / February 20, 2023 at North Texas	FT Attempted	5 / February 22, 2024 vs Temple
39 / February 20, 2023 at North Texas	Minutes	25 / February 22, 2024 vs Temple

#32 JENKINS, Jordyn

2023-24 STATISTICS

Opponent	Date	GS	MIN	Total		3-Pointers		Free throws		Rebounds				PF	A	TO	BLK	STL	PTS	AVG
				FG-FGA	PCT	3FG-3FGA	PCT	FT-FTA	PCT	OFF	DEF	TOT	AVG							
UAB	02/11/2024		11:46	3-12	.250	1-3	.333	4-4	1.000	3	3	6	6.0	1	1	0	1	0	11	11.0
at Tulsa	02/14/2024		14:40	4-13	.308	0-2	.000	3-3	1.000	2	5	7	6.5	4	1	1	0	1	11	11.0
at North Texas	02/18/2024		24:08	11-17	.647	3-5	.600	4-4	1.000	1	3	4	5.7	1	0	1	2	3	29	17.0
Temple	02/22/2024		25:60	6-12	.500	0-1	.000	3-5	.600	3	7	10	6.8	1	0	2	0	1	15	16.5
Totals		0	76:34	24-54	.444	4-11	.364	14-16	.875	9	18	27	6.8	7	2	4	3	5	66	16.5

Player Averages

Games Played	Minutes/game	Points/game	FG Pct	3FG Pct	FT Pct	Rebounds/game	Assists/game	Turnovers/game	Assist/Turnover ratio	Steals/game	Blocks/game
4	19.1	16.5	44.4	36.4	87.5	6.8	0.5	1.0	0.5	1.3	0.8

2023-24 ROADRUNNER WOMEN'S BASKETBALL STATS



PLAYER SEASON / CAREER STATISTICS



Summary

Player	Season Statistics										Career Statistics									
	GP-GS	MIN/G	FG%	3FG%	FT%	R/G	A/G	STL	BLK	PTS/G	GP-GS	MIN/G	FG%	3FG%	FT%	R/G	A/G	STL	BLK	PTS/G
ATWOOD, Hailey	23-8	12.1	.400	.273	.800	1.4	0.8	6	2	1.3	81-40	19.1	.334	.176	.612	3.1	0.9	33	12	3.1
COCKRELL, Madison	20-0	8.6	.256	.304	.700	1.4	0.5	15	1	1.8	37-2	9.8	.316	.311	.654	1.4	0.6	25	1	2.5
COLEMAN, Elyssa	24-23	27.4	.450	.300	.615	7.8	0.7	18	38	11.2	86-71	25.0	.431	.217	.652	6.3	0.6	47	133	9.4
GUTTADAURO, Siena	18-0	9.9	.327	.341	.500	1.2	0.6	1	1	2.6	46-3	11.2	.291	.300	.583	1.2	0.7	10	2	2.6
JENKINS, Jordyn	4-0	19.1	.444	.364	.875	6.8	0.5	5	3	16.5	77-66	25.4	.498	.321	.788	6.5	1.2	82	70	15.6
LINTON, Maya	22-10	17.1	.368	.273	.541	4.2	0.3	28	1	3.3	53-11	16.1	.386	.250	.586	3.8	0.4	41	9	2.6
LOVE, Sidney	25-25	30.3	.364	.218	.819	3.4	3.0	33	2	10.6	54-49	29.5	.395	.284	.814	3.6	2.6	70	6	10.3
LUCIO, Emma	11-0	8.5	.192	.125	.375	0.9	0.6	1	0	1.4	11-0	8.5	.192	.125	.375	0.9	0.6	1	0	1.4
MCGUIRE, Kyleigh	12-0	6.3	.588	.000	.750	1.3	0.4	1	0	1.9	54-7	8.9	.419	.000	.574	1.9	0.2	7	3	1.6
PARKER, Alexis	19-3	8.7	.212	.000	.421	1.2	0.4	5	4	1.2	43-4	10.9	.313	.189	.394	1.2	0.6	16	5	1.7
PROCTOR, Aysia	24-14	25.7	.460	.418	.556	5.5	1.3	14	7	10.5	24-14	25.7	.460	.418	.556	5.5	1.3	14	7	10.5
ROWE, Cheyenne	23-0	9.2	.452	.500	.588	2.5	0.3	2	2	2.1	39-0	9.1	.531	.500	.581	2.5	0.2	4	6	2.2
SAM-GRANT, Nissa	11-0	5.3	.667	.000	.500	1.4	0.1	0	8	1.5	11-0	5.3	.667	.000	.500	1.4	0.1	0	8	1.5
UDO, Idara	25-17	21.8	.488	.000	.565	6.0	0.7	13	21	8.1	25-17	21.8	.488	.000	.565	6.0	0.7	13	21	8.1
WHITE, Kyra	25-25	34.5	.325	.250	.673	5.4	4.8	26	28	10.1	134-79	24.5	.346	.260	.675	3.2	2.9	109	80	4.8

Scoring

Player	Season Statistics								Career Statistics							
	FG-FGA	FG%	3FG-3FGA	3FG%	FT-FTA	FT%	PTS	PTS/G	FG-FGA	FG%	3FG-3FGA	3FG%	FT-FTA	FT%	PTS	PTS/G
ATWOOD, Hailey	12-30	.400	3-11	.273	4-5	.800	31	1.3	102-305	.334	16-91	.176	30-49	.612	250	3.1
COCKRELL, Madison	11-43	.256	7-23	.304	7-10	.700	36	1.8	30-95	.316	14-45	.311	17-26	.654	91	2.5
COLEMAN, Elyssa	117-260	.450	3-10	.300	32-52	.615	269	11.2	337-782	.431	10-46	.217	122-187	.652	806	9.4
GUTTADAURO, Siena	16-49	.327	14-41	.341	1-2	.500	47	2.6	39-134	.291	33-110	.300	7-12	.583	118	2.6
JENKINS, Jordyn	24-54	.444	4-11	.364	14-16	.875	66	16.5	426-855	.498	35-109	.321	316-401	.788	1203	15.6
LINTON, Maya	25-68	.368	3-11	.273	20-37	.541	73	3.3	51-132	.386	3-12	.250	34-58	.586	139	2.6
LOVE, Sidney	94-258	.364	17-78	.218	59-72	.819	264	10.6	202-512	.395	46-162	.284	105-129	.814	555	10.3
LUCIO, Emma	5-26	.192	2-16	.125	3-8	.375	15	1.4	5-26	.192	2-16	.125	3-8	.375	15	1.4
MCGUIRE, Kyleigh	10-17	.588	0-0	.000	3-4	.750	23	1.9	31-74	.419	0-0	.000	27-47	.574	89	1.6
PARKER, Alexis	7-33	.212	0-11	.000	8-19	.421	22	1.2	26-83	.313	7-37	.189	13-33	.394	72	1.7
PROCTOR, Aysia	104-226	.460	33-79	.418	10-18	.556	251	10.5	104-226	.460	33-79	.418	10-18	.556	251	10.5
ROWE, Cheyenne	19-42	.452	1-2	.500	10-17	.588	49	2.1	34-64	.531	1-2	.500	18-31	.581	87	2.2
SAM-GRANT, Nissa	8-12	.667	0-0	.000	1-2	.500	17	1.5	8-12	.667	0-0	.000	1-2	.500	17	1.5
UDO, Idara	82-168	.488	0-0	.000	39-69	.565	203	8.1	82-168	.488	0-0	.000	39-69	.565	203	8.1
WHITE, Kyra	94-289	.325	30-120	.250	35-52	.673	253	10.1	246-710	.346	67-258	.260	81-120	.675	640	4.8

Totals

Player	Season Statistics									Career Statistics								
	O-REB	D-REB	TOTAL	PF	FO	A	TO	A/TO	O-REB	D-REB	TOTAL	PF	FO	A	TO	A/TO		
ATWOOD, Hailey	9	24	33	33	0	18	26	0.7	92	156	248	140	0	73	117	0.6		
COCKRELL, Madison	7	21	28	22	0	9	13	0.7	14	39	53	46	1	24	33	0.7		
COLEMAN, Elyssa	61	125	186	72	5	17	46	0.4	210	334	544	253	13	48	159	0.3		
GUTTADAURO, Siena	7	14	21	10	0	10	17	0.6	16	37	53	21	0	30	36	0.8		
JENKINS, Jordyn	9	18	27	7	0	2	4	0.5	160	343	503	194	9	92	179	0.5		
LINTON, Maya	39	53	92	63	3	7	20	0.4	89	113	202	148	4	20	57	0.4		
LOVE, Sidney	17	69	86	70	1	76	77	1.0	48	144	192	147	1	143	158	0.9		
LUCIO, Emma	2	8	10	7	0	7	13	0.5	2	8	10	7	0	7	13	0.5		
MCGUIRE, Kyleigh	6	9	15	12	0	5	7	0.7	44	56	100	86	3	12	30	0.4		
PARKER, Alexis	8	14	22	11	0	8	14	0.6	16	34	50	40	0	26	30	0.9		
PROCTOR, Aysia	33	100	133	43	1	32	55	0.6	33	100	133	43	1	32	55	0.6		
ROWE, Cheyenne	30	28	58	19	0	6	7	0.9	53	44	97	43	1	8	15	0.5		
SAM-GRANT, Nissa	6	9	15	4	0	1	3	0.3	6	9	15	4	0	1	3	0.3		
UDO, Idara	87	64	151	67	2	17	45	0.4	87	64	151	67	2	17	45	0.4		
WHITE, Kyra	22	113	135	53	0	121	78	1.6	62	364	426	226	3	391	292	1.3		

2023-24 ROADRUNNER WOMEN'S BASKETBALL STATS



TEAM AND OPPONENTS STATISTICS



	UTSA	OPP
Scoring	1619	1608
Points per game	64.8	64.3
Scoring margin	+0.4	-
Field goals-att	628-1575	550-1512
Field goal pct	.399	.364
3 point fg-att	117-413	165-540
3-point FG pct	.283	.306
3-pt FG made per game	4.7	6.6
Free throws-att	246-383	343-510
Free throw pct	.642	.673
F-Throws made per game	9.8	13.7
Rebounds	1133	895
Rebounds per game	45.3	35.8
Rebounding margin	+9.5	-
Assists	336	311
Assists per game	13.4	12.4
Turnovers	447	343
Turnovers per game	17.9	13.7
Turnover margin	-4.2	-
Assist/turnover ratio	0.8	0.9
Steals	168	203
Steals per game	6.7	8.1
Blocks	118	89
Blocks per game	4.7	3.6
Winning streak	0	-
Home win streak	0	-
Attendance	9726	20038
Home games-Avg/Game	11-884	14-1431
Neutral site-Avg/Game	-	0-0

Score by Periods

Team	1st	2nd	3rd	4th	OT	TOT
UTSA	368	375	411	409	56	1619
Opponents	372	420	385	383	48	1608

2023-24 ROADRUNNER WOMEN'S BASKETBALL STATS



INDIVIDUAL GAME HIGHS



POINTS	32		Elyssa Coleman vs Wichita St. (01/06/2024)
	29		Jordyn Jenkins at North Texas (02/18/2024)
	26		Idara Udo vs Charlotte (01/14/2024)
	26		Sidney Love at UT Arlington (11/18/2023)
	23		Kyra White vs South Fla. (01/16/2024)
	23		Elyssa Coleman vs UTEP (12/03/2023)
FIELD GOALS MADE	14		Elyssa Coleman vs Wichita St. (01/06/2024)
	11		Jordyn Jenkins at North Texas (02/18/2024)
	11		Elyssa Coleman vs UTEP (12/03/2023)
FIELD GOAL ATTEMPTS	21		Aysia Proctor at Oregon (12/17/2023)
	20		Elyssa Coleman vs Wichita St. (01/06/2024)
FIELD GOAL PERCENTAGE (min 5 made)	.889	(8-9)	Aysia Proctor vs New Mexico St. (11/10/2023)
	.846	(11-13)	Elyssa Coleman vs UTEP (12/03/2023)
3 PT FG MADE	5		Kyra White vs South Fla. (01/16/2024)
	5		Aysia Proctor vs Charlotte (01/14/2024)
3 PT FG ATTEMPTS	11		Kyra White vs South Fla. (01/16/2024)
	9		Aysia Proctor at North Texas (02/18/2024)
	9		Kyra White at Temple (12/30/2023)
3 PT FG PERCENTAGE (min 2 made)	1.000	(2-2)	Siena Guttadauro vs Tulane (02/04/2024)
	.833	(5-6)	Aysia Proctor vs Charlotte (01/14/2024)
FREE THROWS MADE	13		Sidney Love at UT Arlington (11/18/2023)
	8		Idara Udo vs Charlotte (01/14/2024)
FREE THROW ATTEMPTS	15		Sidney Love at UT Arlington (11/18/2023)
	10		Idara Udo vs Charlotte (01/14/2024)
FREE THROW PERCENTAGE (min 3 made)	1.000	(5-5)	Sidney Love at Oregon (12/17/2023)
	1.000	(4-4)	Jordyn Jenkins at North Texas (02/18/2024)
	1.000	(4-4)	Jordyn Jenkins vs UAB (02/11/2024)
	1.000	(4-4)	Kyra White at Temple (12/30/2023)
	1.000	(4-4)	Elyssa Coleman at Seattle U (12/19/2023)
	1.000	(4-4)	Sidney Love at A&M-Corpus Christi (11/15/2023)
	1.000	(3-3)	Jordyn Jenkins at Tulsa (02/14/2024)
	1.000	(3-3)	Kyra White at Sam Houston (11/25/2023)
	1.000	(3-3)	Sidney Love at Texas Tech (11/20/2023)
1.000	(3-3)	Maya Linton vs New Mexico St. (11/10/2023)	
REBOUNDS	19		Elyssa Coleman vs Wichita St. (01/06/2024)
	13		Aysia Proctor vs Charlotte (01/14/2024)
	13		Elyssa Coleman at Oregon (12/17/2023)
ASSISTS	9		Kyra White vs Charlotte (01/14/2024)
	8		Kyra White vs Wichita St. (01/06/2024)
STEALS	6		Maya Linton at Tulsa (02/14/2024)
	4		Elyssa Coleman vs Tulane (02/04/2024)
	4		Kyra White at Fla. Atlantic (01/10/2024)
BLOCKED SHOTS	4		Elyssa Coleman vs Temple (02/22/2024)
	4		Elyssa Coleman vs North Texas (01/31/2024)
	4		Kyra White vs Texas St. (11/30/2023)
	4		Idara Udo vs Texas St. (11/30/2023)
	4		Elyssa Coleman vs New Mexico St. (11/10/2023)
TURNOVERS	7		Sidney Love at Temple (12/30/2023)
	6		Sidney Love at North Texas (02/18/2024)
	6		Kyra White vs North Texas (01/31/2024)
	6		Sidney Love at Oregon (12/17/2023)
	6		Kyra White vs Houston (12/14/2023)
	6		Kyra White at Sam Houston (11/25/2023)
	6		Kyra White at Texas Tech (11/20/2023)
6		Aysia Proctor at Texas Tech (11/20/2023)	

2023-24 ROADRUNNER WOMEN'S BASKETBALL STATS



OPPONENTS INDIVIDUAL GAME HIGHS



POINTS	27		Tracey Hueston vs Charlotte (01/14/2024)
	22		Denim DeShields at UAB (01/21/2024)
	22		Karina Gordon at East Carolina (01/02/2024)
	21		Mya Perry at Fla. Atlantic (01/10/2024)
	20		Temira Poindexter at Tulsa (02/14/2024)
	20		Danae McNeal at East Carolina (01/02/2024)
FIELD GOALS MADE	10		Denim DeShields at UAB (01/21/2024)
	10		Tracey Hueston vs Charlotte (01/14/2024)
FIELD GOAL ATTEMPTS	23		Denim DeShields at UAB (01/21/2024)
	17		Dazia Lawrence vs Charlotte (01/14/2024)
	17		Tracey Hueston vs Charlotte (01/14/2024)
	17		Sydnee Kemp at Sam Houston (11/25/2023)
FIELD GOAL PERCENTAGE (min 5 made)	.750	(6-8)	Amira Mabry vs Tulane (02/04/2024)
	.714	(5-7)	Mady Cartwright at Tulsa (02/14/2024)
	.714	(5-7)	Tatyana Wyche at East Carolina (01/02/2024)
	.714	(5-7)	Mireia Aguado at A&M-Corpus Christi (11/15/2023)
3 PT FG MADE	7		Mya Perry at Fla. Atlantic (01/10/2024)
	6		Karina Gordon at East Carolina (01/02/2024)
3 PT FG ATTEMPTS	12		Mya Perry at Fla. Atlantic (01/10/2024)
	11		Vittoria Blasigh vs South Fla. (01/16/2024)
3 PT FG PERCENTAGE (min 2 made)	1.000	(4-4)	Tracey Hueston vs Charlotte (01/14/2024)
	.800	(4-5)	Tylie Jones vs New Mexico St. (11/10/2023)
FREE THROWS MADE	10		Jaddan Simmons at Arizona St. (11/06/2023)
	8		Tiarra East vs Temple (02/22/2024)
	8		Imani Smith vs Charlotte (01/14/2024)
	8		Erin Wilson vs UTEP (12/03/2023)
FREE THROW ATTEMPTS	12		Jaddan Simmons at Arizona St. (11/06/2023)
	11		Alecia Westbrook at A&M-Corpus Christi (11/15/2023)
FREE THROW PERCENTAGE (min 3 made)	1.000	(8-8)	Erin Wilson vs UTEP (12/03/2023)
	1.000	(6-6)	Chance Gray at Oregon (12/17/2023)
	1.000	(5-5)	Dyani Robinson vs North Texas (01/31/2024)
	1.000	(5-5)	Laila Blair vs Houston (12/14/2023)
	1.000	(4-4)	Temira Poindexter at Tulsa (02/14/2024)
	1.000	(4-4)	Jessika Evans at Tulsa (02/14/2024)
	1.000	(4-4)	Kyren Whittington vs Tulane (02/04/2024)
	1.000	(4-4)	Karina Gordon at East Carolina (01/02/2024)
	1.000	(4-4)	Rayne Tucker at Temple (12/30/2023)
	1.000	(3-3)	Kylee Schneringer vs UAB (02/11/2024)
	1.000	(3-3)	Aniya Bell vs Wichita St. (01/06/2024)
REBOUNDS	13		Tatyana Wyche at East Carolina (01/02/2024)
	12		DesiRay Kernal at North Texas (02/18/2024)
	12		Daniela Abies vs Wichita St. (01/06/2024)
ASSISTS	9		Peyton Howard at Seattle U (12/19/2023)
	7		Reagan Bradley at SMU (01/27/2024)
	7		Karina Gordon at East Carolina (01/02/2024)
STEALS	6		Danae McNeal at East Carolina (01/02/2024)
	5		DesiRay Kernal at North Texas (02/18/2024)
BLOCKED SHOTS	5		Amirah Abdur-Rahim at SMU (01/27/2024)
	4		Hannah Pratt vs Tulane (02/04/2024)
	4		Grace VanSlooten at Oregon (12/17/2023)
	4		Nabaweeyah McGill at A&M-Corpus Christi (11/15/2023)
TURNOVERS	7		Temira Poindexter at Tulsa (02/14/2024)
	6		Karina Gordon at East Carolina (01/02/2024)
	6		Mireia Aguado at A&M-Corpus Christi (11/15/2023)

2023-24 ROADRUNNER WOMEN'S BASKETBALL STATS

UTSA OPPONENTS INDIVIDUAL GAME HIGHS CONT. *UTSA*

Opponent - Individual Game Highs

FOULS		
	5	Ines Piper vs Temple (02/22/2024)
	5	Tracey Hueston vs Charlotte (01/14/2024)
	5	Tiffany Tullis vs Texas St. (11/30/2023)
	5	Diana Rosenthal at Sam Houston (11/25/2023)
	5	Gia Adams at UT Arlington (11/18/2023)
	5	Nabweeyah McGill at A&M-Corpus Christi (11/15/2023)

2023-24 ROADRUNNER WOMEN'S BASKETBALL STATS



STATISTICAL LEADERS



Points

##	Player	G	Pts	Pts/G
0	Coleman, Elyssa	24	269	11.2
11	Love, Sidney	25	264	10.6
22	White, Kyra	25	253	10.1
12	Proctor, Aysia	24	251	10.5
25	Udo, Idara	25	203	8.1
20	Linton, Maya	22	73	3.3
32	Jenkins, Jordyn	4	66	16.5
21	Rowe, Cheyenne	23	49	2.1
4	Guttadauro, Siena	18	47	2.6
5	Cockrell, Madison	20	36	1.8
1	Atwood, Hailey	23	31	1.3
23	McGuire, Kyleigh	12	23	1.9
2	Parker, Alexis	19	22	1.2
30	Sam-Grant, Nissa	11	17	1.5
3	Lucio, Emma	11	15	1.4

Scoring Average

##	Player	G	Pts	Pts/G
32	Jenkins, Jordyn	4	66	16.5
0	Coleman, Elyssa	24	269	11.2
11	Love, Sidney	25	264	10.6
12	Proctor, Aysia	24	251	10.5
22	White, Kyra	25	253	10.1
25	Udo, Idara	25	203	8.1
20	Linton, Maya	22	73	3.3
4	Guttadauro, Siena	18	47	2.6
21	Rowe, Cheyenne	23	49	2.1
23	McGuire, Kyleigh	12	23	1.9
5	Cockrell, Madison	20	36	1.8
30	Sam-Grant, Nissa	11	17	1.5
3	Lucio, Emma	11	15	1.4
1	Atwood, Hailey	23	31	1.3
2	Parker, Alexis	19	22	1.2

Field Goal Percentage

##	Player	FG	Att	Pct
30	Sam-Grant, Nissa	8	12	.667
23	McGuire, Kyleigh	10	17	.588
25	Udo, Idara	82	168	.488
12	Proctor, Aysia	104	226	.460
21	Rowe, Cheyenne	19	42	.452
0	Coleman, Elyssa	117	260	.450
32	Jenkins, Jordyn	24	54	.444
1	Atwood, Hailey	12	30	.400
20	Linton, Maya	25	68	.368
11	Love, Sidney	94	258	.364
4	Guttadauro, Siena	16	49	.327
22	White, Kyra	94	289	.325
5	Cockrell, Madison	11	43	.256
2	Parker, Alexis	7	33	.212
3	Lucio, Emma	5	26	.192

Field Goal Attempts

##	Player	G	Att	Att/G
22	White, Kyra	25	289	11.6
0	Coleman, Elyssa	24	260	10.8
11	Love, Sidney	25	258	10.3
12	Proctor, Aysia	24	226	9.4
25	Udo, Idara	25	168	6.7

Field Goals Made

##	Player	G	Made	Made/G
0	Coleman, Elyssa	24	117	4.9
12	Proctor, Aysia	24	104	4.3
11	Love, Sidney	25	94	3.8
22	White, Kyra	25	94	3.8
25	Udo, Idara	25	82	3.3

2023-24 ROADRUNNER WOMEN'S BASKETBALL STATS



STATISTICAL LEADERS CONT.



3-Point FG Percentage

##	Player	3FG	Att	Pct
21	Rowe, Cheyenne	1	2	.500
12	Proctor, Aysia	33	79	.418
32	Jenkins, Jordyn	4	11	.364
4	Guttadauro, Siena	14	41	.341
5	Cockrell, Madison	7	23	.304
0	Coleman, Elyssa	3	10	.300
20	Linton, Maya	3	11	.273
1	Atwood, Hailey	3	11	.273
22	White, Kyra	30	120	.250
11	Love, Sidney	17	78	.218
3	Lucio, Emma	2	16	.125

3-Point FG Attempts

##	Player	G	Att	Att/G
22	White, Kyra	25	120	4.8
12	Proctor, Aysia	24	79	3.3
11	Love, Sidney	25	78	3.1
4	Guttadauro, Siena	18	41	2.3
5	Cockrell, Madison	20	23	1.2

3-Point FG Made

##	Player	G	Made	Made/G
12	Proctor, Aysia	24	33	1.4
22	White, Kyra	25	30	1.2
11	Love, Sidney	25	17	0.7
4	Guttadauro, Siena	18	14	0.8
5	Cockrell, Madison	20	7	0.4

Free Throw Percentage

##	Player	Made	Att	Pct
32	Jenkins, Jordyn	14	16	.875
11	Love, Sidney	59	72	.819
1	Atwood, Hailey	4	5	.800
23	McGuire, Kyleigh	3	4	.750
5	Cockrell, Madison	7	10	.700
22	White, Kyra	35	52	.673
0	Coleman, Elyssa	32	52	.615
21	Rowe, Cheyenne	10	17	.588
25	Udo, Idara	39	69	.565
12	Proctor, Aysia	10	18	.556
20	Linton, Maya	20	37	.541
4	Guttadauro, Siena	1	2	.500
30	Sam-Grant, Nissa	1	2	.500
2	Parker, Alexis	8	19	.421
3	Lucio, Emma	3	8	.375

Free Throw Attempts

##	Player	G	Att	Att/G
11	Love, Sidney	25	72	2.9
25	Udo, Idara	25	69	2.8
0	Coleman, Elyssa	24	52	2.2
22	White, Kyra	25	52	2.1
20	Linton, Maya	22	37	1.7

Free Throws Made

##	Player	G	Made	Made/G
11	Love, Sidney	25	59	2.4
25	Udo, Idara	25	39	1.6
22	White, Kyra	25	35	1.4
0	Coleman, Elyssa	24	32	1.3
20	Linton, Maya	22	20	0.9

Rebounds

##	Player	G	Reb	Reb/G
0	Coleman, Elyssa	24	186	7.8
25	Udo, Idara	25	151	6.0
22	White, Kyra	25	135	5.4
12	Proctor, Aysia	24	133	5.5
20	Linton, Maya	22	92	4.2

Assists

##	Player	G	Ast	Ast/G
22	White, Kyra	25	121	4.8
11	Love, Sidney	25	76	3.0
12	Proctor, Aysia	24	32	1.3
1	Atwood, Hailey	23	18	0.8
0	Coleman, Elyssa	24	17	0.7

2023-24 ROADRUNNER WOMEN'S BASKETBALL STATS



STATISTICAL LEADERS CONT.



##	Player	G	Reb	Reb/G
0	Coleman, Elyssa	24	186	7.8
32	Jenkins, Jordyn	4	27	6.8
25	Udo, Idara	25	151	6.0
12	Proctor, Aysia	24	133	5.5
22	White, Kyra	25	135	5.4

Offensive Rebounds

##	Player	G	OReb	OReb/G
25	Udo, Idara	25	87	3.5
0	Coleman, Elyssa	24	61	2.5
20	Linton, Maya	22	39	1.8
12	Proctor, Aysia	24	33	1.4
21	Rowe, Cheyenne	23	30	1.3

Defensive Rebounds

##	Player	G	DReb	DReb/G
0	Coleman, Elyssa	24	125	5.2
22	White, Kyra	25	113	4.5
12	Proctor, Aysia	24	100	4.2
11	Love, Sidney	25	69	2.8
25	Udo, Idara	25	64	2.6

Fouls

##	Player	G	PF	PF/G
0	Coleman, Elyssa	24	72	3.0
11	Love, Sidney	25	70	2.8
25	Udo, Idara	25	67	2.7
20	Linton, Maya	22	63	2.9
22	White, Kyra	25	53	2.1

Foul Outs

##	Player	G	FO
0	Coleman, Elyssa	24	5
20	Linton, Maya	22	3
25	Udo, Idara	25	2
11	Love, Sidney	25	1
12	Proctor, Aysia	24	1

##	Player	G	Stl	Stl/G
11	Love, Sidney	25	33	1.3
20	Linton, Maya	22	28	1.3
22	White, Kyra	25	26	1.0
0	Coleman, Elyssa	24	18	0.8
5	Cockrell, Madison	20	15	0.8

Blocked Shots

##	Player	G	Blk	Blk/G
0	Coleman, Elyssa	24	38	1.6
22	White, Kyra	25	28	1.1
25	Udo, Idara	25	21	0.8
30	Sam-Grant, Nissa	11	8	0.7
12	Proctor, Aysia	24	7	0.3

Minutes

##	Player	G	Min	Min/G
22	White, Kyra	25	862	34:29
11	Love, Sidney	25	757	30:16
0	Coleman, Elyssa	24	657	27:23
12	Proctor, Aysia	24	617	25:44
25	Udo, Idara	25	546	21:50

Turnovers

##	Player	G	TO	TO/G
22	White, Kyra	25	78	3.1
11	Love, Sidney	25	77	3.1
12	Proctor, Aysia	24	55	2.3
0	Coleman, Elyssa	24	46	1.9
25	Udo, Idara	25	45	1.8

2023-24 ROADRUNNER WOMEN'S BASKETBALL STATS



TEAM GAME-BY-GAME



Date	Opponent		Score	Att.	High Points	High Rebounds
11/06/2023	at Arizona St.	L	55-70	821	(10) LINTON, Maya (10) UDO, Idara	(9) ROWE, Cheyenne (9) UDO, Idara
11/10/2023	New Mexico St.	W	58-55	712	(19) PROCTOR, Aysia	(11) UDO, Idara
11/15/2023	at A&M-Corpus Christi	Wot	66-59	779	(18) WHITE, Kyra	(7) LINTON, Maya (7) ROWE, Cheyenne
11/18/2023	at UT Arlington	W	70-66	832	(26) LOVE, Sidney	(10) LINTON, Maya
11/20/2023	at Texas Tech	L	58-63	4155	(18) LOVE, Sidney	(8) WHITE, Kyra (8) COLEMAN, Elyssa
11/25/2023	at Sam Houston	W	63-56	235	(17) COLEMAN, Elyssa	(8) PROCTOR, Aysia
11/30/2023	Texas St.	Lot	57-65	1535	(11) COLEMAN, Elyssa (11) GUTTADAURO, Siena (11) LOVE, Sidney	(9) COLEMAN, Elyssa
12/03/2023	UTEP	W	90-66	926	(23) COLEMAN, Elyssa	(8) COLEMAN, Elyssa
12/14/2023	Houston	L	64-66	869	(19) PROCTOR, Aysia	(8) WHITE, Kyra (8) UDO, Idara
12/17/2023	at Oregon	L	48-61	5549	(20) PROCTOR, Aysia	(13) COLEMAN, Elyssa
12/19/2023	at Seattle U	W	75-64	339	(18) COLEMAN, Elyssa	(9) COLEMAN, Elyssa (9) UDO, Idara
12/30/2023	at Temple	L	58-71	1324	(16) WHITE, Kyra	(7) COLEMAN, Elyssa (7) LOVE, Sidney
01/02/2024	at East Carolina	L	54-82	956	(13) COCKRELL, Madison	(6) SAM-GRANT, Nissa
01/06/2024	Wichita St.	W	74-60	722	(32) COLEMAN, Elyssa	(19) COLEMAN, Elyssa
01/10/2024	at Fla. Atlantic	W	73-60	243	(17) PROCTOR, Aysia	(10) COLEMAN, Elyssa
01/14/2024	Charlotte	Wot2	81-80	671	(26) UDO, Idara	(13) PROCTOR, Aysia
01/16/2024	South Fla.	W	65-42	758	(23) WHITE, Kyra	(8) WHITE, Kyra (8) PROCTOR, Aysia
01/21/2024	at UAB	L	53-54	406	(11) WHITE, Kyra (11) LOVE, Sidney (11) UDO, Idara	(10) WHITE, Kyra
01/27/2024	at SMU	L	58-75	1396	(11) COLEMAN, Elyssa (11) LOVE, Sidney (11) UDO, Idara	(11) WHITE, Kyra
01/31/2024	North Texas	Wot	75-67	924	(14) UDO, Idara	(12) UDO, Idara
02/04/2024	Tulane	L	64-75	990	(21) COLEMAN, Elyssa	(12) COLEMAN, Elyssa
02/11/2024	UAB	W	76-58	738	(14) PROCTOR, Aysia	(7) PROCTOR, Aysia (7) UDO, Idara
02/14/2024	at Tulsa	L	70-74	1177	(16) LOVE, Sidney	(7) JENKINS, Jordyn (7) PROCTOR, Aysia
02/18/2024	at North Texas	W	66-63	1826	(29) JENKINS, Jordyn	(9) COLEMAN, Elyssa
02/22/2024	Temple	L	48-56	881	(15) JENKINS, Jordyn	(11) COLEMAN, Elyssa

2023-24 ROADRUNNER WOMEN'S BASKETBALL STATS



TEAM GAME HIGHS



POINTS	90		UTEP (12/03/2023)
	81		Charlotte (01/14/2024)
	76		UAB (02/11/2024)
	75		North Texas (01/31/2024)
	75		at Seattle U (12/19/2023)
FIELD GOALS MADE	35		UTEP (12/03/2023)
	32		UAB (02/11/2024)
FIELD GOAL ATTEMPTS	81		Wichita St. (01/06/2024)
	77		at Oregon (12/17/2023)
FIELD GOAL PERCENTAGE	.583	(35-60)	UTEP (12/03/2023)
	.460	(29-63)	at Fla. Atlantic (01/10/2024)
	.460	(29-63)	at Seattle U (12/19/2023)
3 PT FG MADE	11		South Fla. (01/16/2024)
	8		at North Texas (02/18/2024)
	8		Charlotte (01/14/2024)
	8		at Fla. Atlantic (01/10/2024)
	8		UTEP (12/03/2023)
3 PT FG ATTEMPTS	27		at North Texas (02/18/2024)
	25		at East Carolina (01/02/2024)
3 PT FG PERCENTAGE	.500	(11-22)	South Fla. (01/16/2024)
	.500	(2-4)	at Sam Houston (11/25/2023)
FREE THROWS MADE	20		at UT Arlington (11/18/2023)
	17		at Sam Houston (11/25/2023)
FREE THROW ATTEMPTS	29		at Sam Houston (11/25/2023)
	29		at UT Arlington (11/18/2023)
FREE THROW PERCENTAGE	.857	(6-7)	at Oregon (12/17/2023)
	.800	(12-15)	UTEP (12/03/2023)
REBOUNDS	57		at Oregon (12/17/2023)
	55		South Fla. (01/16/2024)
ASSISTS	22		Wichita St. (01/06/2024)
	22		UTEP (12/03/2023)
STEALS	15		at East Carolina (01/02/2024)
	11		at Tulsa (02/14/2024)
BLOCKED SHOTS	11		Texas St. (11/30/2023)
	9		at Sam Houston (11/25/2023)
TURNOVERS	31		at Texas Tech (11/20/2023)
	29		at East Carolina (01/02/2024)
FOULS	28		at East Carolina (01/02/2024)
	28		at A&M-Corpus Christi (11/15/2023)

2023-24 ROADRUNNER WOMEN'S BASKETBALL STATS



OPPONENT GAME HIGHS



POINTS	82	at East Carolina (01/02/2024)
	80	Charlotte (01/14/2024)
	75	Tulane (02/04/2024)
	75	at SMU (01/27/2024)
	74	at Tulsa (02/14/2024)
FIELD GOALS MADE	29	at SMU (01/27/2024)
	27	Tulane (02/04/2024)
	27	at Temple (12/30/2023)
FIELD GOAL ATTEMPTS	76	North Texas (01/31/2024)
	70	at UAB (01/21/2024)
FIELD GOAL PERCENTAGE	.551 (27-49)	Tulane (02/04/2024)
	.500 (26-52)	at Tulsa (02/14/2024)
3 PT FG MADE	13	Tulane (02/04/2024)
	13	at Fla. Atlantic (01/10/2024)
3 PT FG ATTEMPTS	31	at Fla. Atlantic (01/10/2024)
	29	North Texas (01/31/2024)
3 PT FG PERCENTAGE	.556 (10-18)	at East Carolina (01/02/2024)
	.464 (13-28)	Tulane (02/04/2024)
FREE THROWS MADE	23	Charlotte (01/14/2024)
	22	at East Carolina (01/02/2024)
FREE THROW ATTEMPTS	33	Charlotte (01/14/2024)
	32	at A&M-Corpus Christi (11/15/2023)
FREE THROW PERCENTAGE	.889 (8-9)	Tulane (02/04/2024)
	.850 (17-20)	Houston (12/14/2023)
REBOUNDS	49	Texas St. (11/30/2023)
	48	Temple (02/22/2024)
ASSISTS	19	at Tulsa (02/14/2024)
	19	Tulane (02/04/2024)
	19	at SMU (01/27/2024)
	19	at East Carolina (01/02/2024)
	19	at UT Arlington (11/18/2023)
STEALS	16	at Texas Tech (11/20/2023)
	14	at East Carolina (01/02/2024)
BLOCKED SHOTS	13	at Oregon (12/17/2023)
	6	at SMU (01/27/2024)
	6	Charlotte (01/14/2024)
	6	at Seattle U (12/19/2023)
	6	at A&M-Corpus Christi (11/15/2023)
TURNOVERS	26	at East Carolina (01/02/2024)
	19	at Tulsa (02/14/2024)
FOULS	25	at Sam Houston (11/25/2023)
	25	at Arizona St. (11/06/2023)

2023-24 ROADRUNNER WOMEN'S BASKETBALL STATS



TEAM GAME LOWS



POINTS	48	Temple (02/22/2024)
	48	at Oregon (12/17/2023)
	53	at UAB (01/21/2024)
	54	at East Carolina (01/02/2024)
	55	at Arizona St. (11/06/2023)
FIELD GOALS MADE	19	Temple (02/22/2024)
	20	at East Carolina (01/02/2024)
	20	at Oregon (12/17/2023)
	20	at Arizona St. (11/06/2023)
FIELD GOAL ATTEMPTS	51	at Sam Houston (11/25/2023)
	51	at Texas Tech (11/20/2023)
FIELD GOAL PERCENTAGE	.260 (20-77)	at Oregon (12/17/2023)
	.313 (20-64)	at East Carolina (01/02/2024)
3 PT FG MADE	1	Temple (02/22/2024)
	2	at Seattle U (12/19/2023)
	2	at Oregon (12/17/2023)
	2	at Sam Houston (11/25/2023)
	2	at UT Arlington (11/18/2023)
	2	at Arizona St. (11/06/2023)
3 PT FG ATTEMPTS	4	at Sam Houston (11/25/2023)
	9	at Seattle U (12/19/2023)
3 PT FG PERCENTAGE	.083 (1-12)	Temple (02/22/2024)
	.111 (2-18)	at Oregon (12/17/2023)
FREE THROWS MADE	4	at UAB (01/21/2024)
	6	at North Texas (02/18/2024)
	6	Tulane (02/04/2024)
	6	South Fla. (01/16/2024)
	6	at Oregon (12/17/2023)
FREE THROW ATTEMPTS	6	at UAB (01/21/2024)
	7	at Oregon (12/17/2023)
FREE THROW PERCENTAGE	.462 (6-13)	South Fla. (01/16/2024)
	.500 (8-16)	at East Carolina (01/02/2024)
REBOUNDS	35	at North Texas (02/18/2024)
	38	at Tulsa (02/14/2024)
ASSISTS	5	at Tulsa (02/14/2024)
	6	at Texas Tech (11/20/2023)
STEALS	1	UTEP (12/03/2023)
	2	Texas St. (11/30/2023)
BLOCKED SHOTS	0	at Tulsa (02/14/2024)
	0	at Oregon (12/17/2023)
TURNOVERS	9	UAB (02/11/2024)
	10	Wichita St. (01/06/2024)
FOULS	9	UAB (02/11/2024)
	12	Houston (12/14/2023)

2023-24 ROADRUNNER WOMEN'S BASKETBALL STATS



OPPONENT GAME LOWS



POINTS	42		South Fla. (01/16/2024)
	54		at UAB (01/21/2024)
	55		New Mexico St. (11/10/2023)
	56		Temple (02/22/2024)
	56		at Sam Houston (11/25/2023)
FIELD GOALS MADE	12		South Fla. (01/16/2024)
	17		at Sam Houston (11/25/2023)
FIELD GOAL ATTEMPTS	49		Tulane (02/04/2024)
	51		at Oregon (12/17/2023)
	51		at A&M-Corpus Christi (11/15/2023)
FIELD GOAL PERCENTAGE	.211	(12-57)	South Fla. (01/16/2024)
	.246	(17-69)	at Sam Houston (11/25/2023)
3 PT FG MADE	2		Temple (02/22/2024)
	3		at North Texas (02/18/2024)
	3		South Fla. (01/16/2024)
	3		at A&M-Corpus Christi (11/15/2023)
3 PT FG ATTEMPTS	12		at Temple (12/30/2023)
	14		at A&M-Corpus Christi (11/15/2023)
3 PT FG PERCENTAGE	.130	(3-23)	South Fla. (01/16/2024)
	.133	(2-15)	Temple (02/22/2024)
FREE THROWS MADE	5		at UAB (01/21/2024)
	5		at Fla. Atlantic (01/10/2024)
FREE THROW ATTEMPTS	9		Tulane (02/04/2024)
	10		UAB (02/11/2024)
FREE THROW PERCENTAGE	.455	(5-11)	at UAB (01/21/2024)
	.455	(5-11)	at Fla. Atlantic (01/10/2024)
REBOUNDS	21		Tulane (02/04/2024)
	24		UTEP (12/03/2023)
ASSISTS	6		Temple (02/22/2024)
	7		at North Texas (02/18/2024)
	7		UAB (02/11/2024)
	7		at UAB (01/21/2024)
	7		South Fla. (01/16/2024)
STEALS	2		UAB (02/11/2024)
	2		at UAB (01/21/2024)
BLOCKED SHOTS	0		Temple (02/22/2024)
	0		at Sam Houston (11/25/2023)
TURNOVERS	8		at SMU (01/27/2024)
	8		Texas St. (11/30/2023)
FOULS	8		at SMU (01/27/2024)
	9		at Oregon (12/17/2023)

AROUND THE AMERICAN

2023-24 AAC WEEKLY WBB SCHEDULE ALL TIMES ET

Sunday, February 25	
Florida Atlantic at UTSA	2:00 PM
Temple at Rice	3:00 PM
South Florida at Tulsa	3:00 PM
Tuesday, February 27	
East Carolina at North Texas	7:30 PM
Wednesday, February 28	
SMU at Wichita State	7:00 PM
Tulsa at Temple	7:00 PM
Tulane at Florida Atlantic	7:00 PM
UTSA at Memphis	8:00 PM
Thursday, March 2	
UTSA at Wichita State	3:00 PM
SMU at Tulsa	3:00 PM
North Texas at Rice	3:00 PM
UAB at Memphis	3:00 PM
Tulane at South Florida	7:00 PM

For the complete schedule, visit theamerican.org



AMERICAN
ATHLETIC CONFERENCE

2023-24 AAC WEEKLY AWARDS

November 13 Player of the Week: Delanie Crawford, Jr., G, Tulsa Freshman of the Week: Karina Gordon, Fr., G, East Carolina	January 15 Player of the Week: Tiara Young, Gr., G, SMU Freshman of the Week: Vittoria Blasigh, Fr., G, South Florida
November 20 Player of the Week: Tiara Young, Gr., G, SMU Freshman of the Week: Vittoria Blasigh, Fr., G, South Florida	January 22 Player of the Week: Temira Poindexter, Jr., F, Tulsa Freshman of the Week: Aysia Proctor, Fr., G, UTSA
November 27 Player of the Week: Temira Poindexter, Jr., F, Tulsa Freshman of the Week: Salese Blow, Fr., G, Wichita State	January 29 Player of the Week: DesiRay Kernal, Gr., F, North Texas Freshman of the Week: Mady Cartwright, Fr., G, Tulsa
December 4 Player of the Week: Danae McNeal, East Carolina Freshman of the Week: Jade Weathersby, F, UAB	February 5 Player of the Week: Danae McNeal, Gr., G, East Carolina Freshman of the Week: Vittoria Blasigh, Fr., G, South Florida
December 10 Player of the Week: DesiRay Kernal, Gr., F, North Texas Freshman of the Week: Vittoria Blasigh, Fr., G, South Florida	February 12 Player of the Week: Jazzy Owens-Barnett, So., G, Rice Freshman of the Week: Aysia Proctor, Fr., G, UTSA
December 18 Player of the Week: Mia Moore, R-So., G, UAB Freshman of the Week: Jade Weathersby, Fr., F, UAB	February 19 Player of the Week: Jazzy Owens-Barnett, So., G, Rice Freshman of the Week: Aysia Proctor, Fr., G, UTSA
December 26 Player of the Week: Amiya Joyner, So., F, East Carolina Freshman of the Week: Idara Udo, Fr., F, UTSA	February 26 Player of the Week: Freshman of the Week:
January 1 Player of the Week: Tre'Zure Jobe, R-Sr., G, Wichita State Freshman of the Week: Vittoria Blasigh, Fr., G, South Florida	March 4 Player of the Week: Freshman of the Week:
January 8 Player of the Week: Dazia Lawrence, R-Jr., G, Charlotte Freshman of the Week: Karina Gordon, Fr., G, East Carolina	

AP Poll • Feb 18, 2024

#	School (1st)	W-L	Pts.	Prev.
1	South Carolina (35)	25-0	875	1
2	Ohio State	22-3	824	2
3	Stanford	23-3	804	3
4	Iowa	23-3	742	4
5	Texas	24-3	730	5
6	NC State	23-3	714	6
7	Southern Cal	20-4	654	10
8	Virginia Tech	22-4	594	12
9	Oregon State	21-4	554	11
10	Kansas State	22-4	521	7
11	Colorado	20-5	520	8
12	UCLA	20-5	498	9
13	LSU	21-4	448	13
14	Indiana	21-3	447	14
15	UConn	22-5	424	15
16	Gonzaga	26-2	327	17
17	Syracuse	22-4	273	19
18	Utah	19-7	247	22
19	Notre Dame	18-6	243	16
20	Louisville	21-6	229	18
21	Creighton	21-3	202	20
22	West Virginia	22-3	173	24
23	Oklahoma	18-7	95	23
24	Baylor	19-6	89	21
25	Princeton	20-3	67	25

RV (In AAC): N/A

2023-24 AAC Standings

School	AAC	Pct.	Ovr.	Pct.	Streak
Temple	10-4	.714	16-10	.615	W4
North Texas	10-5	.667	20-7	.741	W1
Tulsa	9-5	.643	19-8	.704	W1
Rice	9-6	.600	15-11	.577	L2
UAB	9-7	.562	18-10	.643	L2
Charlotte	9-7	.562	16-12	.571	W2
East Carolina	8-7	.533	15-11	.577	W1
South Florida	8-7	.533	16-12	.571	W1
UTSA	7-7	.500	13-12	.520	L1
SMU	7-8	.467	13-13	.500	L1
Memphis	7-8	.467	11-15	.423	W3
Florida Atlantic	4-10	.286	9-16	.360	W1
Wichita State	4-11	.267	8-19	.296	L1
Tulane	3-12	.200	10-16	.385	L5

WBCA Coaches Poll • Feb. 20, 2024

#	School (Record)	Pts.	Prev.	1st
1	South Carolina (25-0)	800	1	32
2	Ohio State (22-3)	761	2	0
3	Stanford (23-3)	730	3	0
4	Iowa (23-3)	697	4	0
5	Texas (24-3)	659	5	0
6	North Carolina State (23-3)	637	7	0
7	Southern California (20-4)	584	10	0
8	Virginia Tech (22-4)	527	13	0
9	Kansas State (22-4)	511	6	0
10	LSU (22-4)	510	11	0
11	Colorado (20-5)	466	8	0
12	UCLA (20-5)	434	9	0
13	Connecticut (23-5)	433	14	0
14	Oregon State (21-4)	394	15	0
15	Gonzaga (26-2)	383	16	0
16	Indiana (21-4)	348	12	0
17	Syracuse (22-4)	265	20	0
18	Notre Dame (19-6)	243	17	0
19	Utah (19-7)	207	22	0
20	Louisville (21-6)	202	18	0
21	Creighton (21-4)	177	19	0
22	West Virginia (22-3)	154	23	0
23	Princeton (20-3)	96	24	0
24	Baylor (19-6)	72	21	0
25	Oklahoma (18-7)	44	25	0

RV (In AAC): N/A

AROUND THE AMERICAN



CONFERENCE TEAM RANKINGS



Team	Offense				Defense			
	Scoring	FG Pct	3FG Pct	Rebounds	Scoring	FG Pct	3FG Pct	Rebounds
Charlotte	9	8	6	8	5	5	6	2
East Carolina	10	11	13	11	2	6	10	10
Fla. Atlantic	14	9	4	11	8	10	12	11
Memphis	7	14	10	5	14	14	11	12
North Texas	1	1	9	2	4	3	1	3
Rice	6	6	2	9	6	9	7	6
SMU	4	2	7	13	10	8	8	7
South Fla.	12	10	8	4	1	4	13	5
Temple	5	12	11	3	3	7	2	8
Tulane	8	5	5	14	9	11	14	1
Tulsa	3	4	3	6	11	2	5	13
UAB	2	3	1	10	12	12	4	9
UTSA	11	7	12	1	7	1	9	4
Wichita St.	13	13	14	7	13	13	3	14

Team	FT Pct.	3FGs	Blocks	Steals	Assists	Scoring Margin	Rebound Margin	Turnover Margin	Ast/TO Ratio
Charlotte	5	9	6	4	11	9	5	9	13
East Carolina	7	13	1	1	10	6	11	2	10
Fla. Atlantic	12	4	13	13	14	13	12	13	14
Memphis	14	7	3	2	13	12	8	3	11
North Texas	9	10	10	6	5	1	2	6	8
Rice	3	5	12	7	9	3	6	5	6
SMU	8	14	7	5	3	7	9	4	2
South Fla.	4	6	5	14	2	5	3	10	1
Temple	6	8	8	3	7	2	4	1	4
Tulane	2	3	11	8	1	11	7	11	3
Tulsa	10	1	4	11	6	8	13	12	7
UAB	1	2	9	12	4	4	10	8	5
UTSA	13	12	1	10	8	10	1	14	9
Wichita St.	11	11	14	9	12	14	14	7	12

AROUND THE AMERICAN



CONFERENCE INDIVIDUAL LEADERS



To be ranked, a player must appear in at least 75.0% of their team's games.

Scoring

	Player	G	FG	3FG	FT	Pts	AVG
1.	Poindexter, Temira - Tulsa	27	198	62	95	553	20.48
2.	McNeal, Danae - ECU	25	189	31	102	511	20.44
3.	Crawford, Delanie - Tulsa	27	169	73	98	509	18.85
4.	Lawrence, Dazia - CLT	27	174	29	119	496	18.37
5.	Young, Tiara - SMU	25	154	11	107	426	17.04
6.	Griggs, Madison - Mem	25	146	73	50	415	16.60
7.	Whittington, Kyren - Tulane	20	115	22	70	322	16.10
8.	Moore, Mia - UAB	26	138	18	114	408	15.69
9.	Kernal, DesiRay - UNT	26	134	16	120	404	15.54
10.	Lampkin, Tommisha - UNT	26	159	0	74	392	15.08
11.	Levy, Romi - USF	28	159	27	63	408	14.57
12.	Blasigh, Vittoria - USF	28	134	71	54	393	14.04
13.	Galic, Marta - Tulane	24	113	51	45	322	13.42
14.	Ennis, Dominique - Rice	26	120	58	33	331	12.73
15.	DeShields, Denim - UAB	27	127	10	73	337	12.48
16.	Embry, Chantae - SMU	20	84	25	56	249	12.45
17.	Abies, Daniela - WSU	26	123	2	74	322	12.38
18.	Joyner, Amiya - ECU	24	115	0	67	297	12.38
19.	Nelson, Aleah - Temple	26	110	42	59	321	12.35
20.	East, Tiarra - Temple	24	107	17	63	294	12.25

Rebounding

	Player	G	Off	Def	Total	AVG
1.	Smith, Alasia - Mem	25	101	131	232	9.28
2.	Rozentale, Janeta - FAU	25	61	167	228	9.12
3.	Moore, Mia - UAB	26	72	165	237	9.12
4.	Joyner, Amiya - ECU	24	91	126	217	9.04
5.	Abies, Daniela - WSU	26	101	134	235	9.04
6.	Lutje Schipholt, Evelien - USF	28	101	126	227	8.11
7.	Kernal, DesiRay - UNT	26	50	155	205	7.88
	Tucker, Rayne - Temple	26	92	113	205	7.88
	Lampkin, Tommisha - UNT	26	82	123	205	7.88
10.	Coleman, Elyssa - UTSA	24	61	125	186	7.75
11.	Periman, Hadley - Tulsa	27	55	131	186	6.89
12.	Fisher, Malia - Rice	20	34	101	135	6.75
13.	Abdur-Rahim, Amirah - SMU	25	47	117	164	6.56
14.	Brito, Carla - USF	28	58	124	182	6.50
15.	Parau, Irina - Tulane	25	54	108	162	6.48
16.	Udo, Idara - UTSA	25	87	64	151	6.04
17.	Crawford, Delanie - Tulsa	27	34	129	163	6.04
18.	Moore, Jada - FAU	23	44	91	135	5.87
19.	Mabry, Amira - Tulane	25	44	100	144	5.76
20.	Proctor, Aysia - UTSA	24	33	100	133	5.54

Field Goal Percentage (Minimum 5 FGM/G average)

	Player	G	FGM	FGA	Pct.
1.	Lampkin, Tommisha - UNT	26	159	248	.641
2.	Abdur-Rahim, Amirah - SMU	25	129	239	.540
3.	Whittington, Kyren - Tulane	20	115	228	.504
4.	Kernal, DesiRay - UNT	26	134	272	.493
5.	Moore, Mia - UAB	26	138	296	.466
6.	Young, Tiara - SMU	25	154	337	.457
7.	Crawford, Delanie - Tulsa	27	169	379	.446
8.	Levy, Romi - USF	28	159	361	.440
9.	Lawrence, Dazia - CLT	27	174	404	.431
10.	McNeal, Danae - ECU	25	189	448	.422
11.	Poindexter, Temira - Tulsa	27	198	477	.415
12.	Griggs, Madison - Mem	25	146	413	.354

Assists

	Player	G	No.	AVG
1.	DeShields, Denim - UAB	27	144	5.33
2.	White, Kyra - UTSA	25	121	4.84
3.	Wilson, Aerial - USF	28	132	4.71
4.	Nelson, Aleah - Temple	26	105	4.04
5.	Rainey, Kaylah - Tulane	23	92	4.00
6.	Bradley, Reagan - SMU	25	99	3.96
7.	Jackson, Destiny - Rice	26	84	3.23
8.	Porter, Olivia - CLT	27	83	3.07
9.	Love, Sidney - UTSA	25	76	3.04
10.	Moore, Mia - UAB	26	75	2.88
11.	Crawford, Delanie - Tulsa	27	74	2.74
12.	Hardaway, Ereauna - UNT	26	70	2.69
13.	Lawrence, Dazia - CLT	27	72	2.67
14.	Parau, Irina - Tulane	25	66	2.64
15.	Jobe, Tre'Zure - WSU	25	65	2.60

AROUND THE AMERICAN



CONFERENCE INDIVIDUAL LEADERS CONT.



Free Throw Percentage (Minimum 2.5 FTM/G average)

	Player	G	FTM	FTA	Pct.
1.	Jackson, Destiny - Rice	26	68	80	.850
2.	McNeal, Danae - ECU	25	102	124	.823
3.	Crawford, Delanie - Tulsa	27	98	120	.817
4.	DeShields, Denim - UAB	27	73	91	.802
5.	Lawrence, Dazia - CLT	27	119	149	.799
6.	Whittington, Kyren - Tulane	20	70	88	.795
7.	Moore, Mia - UAB	26	114	144	.792
8.	Embry, Chantae - SMU	20	56	71	.789
9.	Kernal, DesiRay - UNT	26	120	154	.779
10.	Owens-Barnett, Jazzy - Rice	23	73	94	.777
11.	East, Tiarra - Temple	24	63	86	.733
12.	Weathersby, Jade - UAB	27	68	95	.716
13.	Poindexter, Temira - Tulsa	27	95	133	.714
14.	Hueston, Tracey - CLT	26	75	106	.708
15.	Young, Tiara - SMU	25	107	152	.704

Steals

	Player	G	No.	AVG
1.	McNeal, Danae - ECU	25	78	3.12
2.	Whittington, Kyren - Tulane	20	52	2.60
3.	Smith, Alasia - Mem	25	54	2.16
4.	Smith, Imani - CLT	24	47	1.96
5.	Griggs, Madison - Mem	25	47	1.88
6.	Lawrence, Dazia - CLT	27	50	1.85
7.	Fisher, Malia - Rice	20	33	1.65
8.	East, Tiarra - Temple	24	39	1.63
9.	Kernal, DesiRay - UNT	26	41	1.58
10.	Brown, Shelbee - Mem	23	35	1.52
11.	Jobe, Tre'Zure - WSU	25	38	1.52
12.	Moore, Mia - UAB	26	38	1.46
13.	Joyner, Amiya - ECU	24	34	1.42
14.	Bradley, Reagan - SMU	25	35	1.40
15.	Ennis, Dominique - Rice	26	36	1.38

3-Point FG Percentage (Minimum 2 3FG/G average)

	Player	G	3FG	3FGA	Pct.
1.	Walsh, Maddie - UAB	27	54	119	.454
2.	Perry, Mya - FAU	23	60	149	.403
3.	Crawford, Delanie - Tulsa	27	73	184	.397
4.	Galic, Marta - Tulane	24	51	133	.383
5.	Bershers, Tracey - UAB	27	60	165	.364
6.	Ennis, Dominique - Rice	26	58	166	.349
7.	Blasigh, Vittoria - USF	28	71	204	.348
8.	Griggs, Madison - Mem	25	73	213	.343
9.	Pratt, Hannah - Tulane	25	50	151	.331
10.	Poindexter, Temira - Tulsa	27	62	204	.304

3-Point FG Made

	Player	G	3FG	Avg
1.	Griggs, Madison - Mem	25	73	2.92
2.	Crawford, Delanie - Tulsa	27	73	2.70
3.	Perry, Mya - FAU	23	60	2.61
4.	Blasigh, Vittoria - USF	28	71	2.54
5.	Poindexter, Temira - Tulsa	27	62	2.30
6.	Ennis, Dominique - Rice	26	58	2.23
7.	Bershers, Tracey - UAB	27	60	2.22
8.	Galic, Marta - Tulane	24	51	2.13
9.	Walsh, Maddie - UAB	27	54	2.00
	Pratt, Hannah - Tulane	25	50	2.00
11.	Elley, Ashton - UAB	24	45	1.88
12.	Gary, Tarryonna - Temple	25	45	1.80
13.	Cartwright, Mady - Tulsa	27	46	1.70
14.	Gordon, Karina - ECU	25	42	1.68
15.	Nelson, Aleah - Temple	26	42	1.62

AROUND THE AMERICAN



CONFERENCE INDIVIDUAL LEADERS CONT.



Blocked Shots

	Player	G	No.	AVG
1.	Abdur-Rahim, Amirah - SMU	25	45	1.80
2.	Coleman, Elyssa - UTSA	24	38	1.58
3.	Joyner, Amiya - ECU	24	33	1.38
4.	Poindexter, Temira - Tulsa	27	37	1.37
5.	Smith, Alasia - Mem	25	33	1.32
6.	Wyche, Tatyana - ECU	22	29	1.32
7.	Periman, Hadley - Tulsa	27	34	1.26
8.	Lampkin, Tommisha - UNT	26	32	1.23
9.	White, Kyra - UTSA	25	28	1.12
10.	Tucker, Rayne - Temple	26	27	1.04
	Piper, Ines - Temple	26	27	1.04
	Hueston, Tracey - CLT	26	27	1.04
13.	Green, Aliyah - Mem	25	23	0.92
14.	Fisher, Malia - Rice	20	17	0.85
15.	Hanna, Dyllan - FAU	25	21	0.84
	Udo, Idara - UTSA	25	21	0.84

Assist/Turnover Ratio (Minimum 3 AST/G average)

	Player	G	Ast.	T/O	Ratio
1.	Wilson, Aerial - USF	28	132	56	2.36
2.	Nelson, Aleah - Temple	26	105	53	1.98
3.	Rainey, Kaylah - Tulane	23	92	51	1.80
4.	White, Kyra - UTSA	25	121	78	1.55
5.	Bradley, Reagan - SMU	25	99	65	1.52
6.	DeShields, Denim - UAB	27	144	100	1.44
7.	Jackson, Destiny - Rice	26	84	59	1.42
8.	Porter, Olivia - CLT	27	83	78	1.06
9.	Love, Sidney - UTSA	25	76	77	0.99

Offensive Rebounds

	Player	G	No.	AVG
1.	Smith, Alasia - Mem	25	101	4.04
2.	Abies, Daniela - WSU	26	101	3.88
3.	Joyner, Amiya - ECU	24	91	3.79
4.	Lutje Schipholt, Evelien - USF	28	101	3.61
5.	Tucker, Rayne - Temple	26	92	3.54
6.	Udo, Idara - UTSA	25	87	3.48
7.	Lampkin, Tommisha - UNT	26	82	3.15
8.	Moore, Mia - UAB	26	72	2.77
9.	Piper, Ines - Temple	26	69	2.65
10.	Coleman, Elyssa - UTSA	24	61	2.54
11.	Rozentale, Janeta - FAU	25	61	2.44
12.	Wyche, Tatyana - ECU	22	51	2.32
13.	Parau, Irina - Tulane	25	54	2.16
	Hanna, Dyllan - FAU	25	54	2.16
15.	Brito, Carla - USF	28	58	2.07

Defensive Rebounds

	Player	G	No.	AVG
1.	Rozentale, Janeta - FAU	25	167	6.68
2.	Moore, Mia - UAB	26	165	6.35
3.	Kernal, DesiRay - UNT	26	155	5.96
4.	Joyner, Amiya - ECU	24	126	5.25
5.	Smith, Alasia - Mem	25	131	5.24
6.	Coleman, Elyssa - UTSA	24	125	5.21
7.	Abies, Daniela - WSU	26	134	5.15
8.	Fisher, Malia - Rice	20	101	5.05
9.	Periman, Hadley - Tulsa	27	131	4.85
10.	Crawford, Delanie - Tulsa	27	129	4.78
11.	Lampkin, Tommisha - UNT	26	123	4.73
12.	Abdur-Rahim, Amirah - SMU	25	117	4.68
13.	Poindexter, Temira - Tulsa	27	124	4.59
14.	Young, Tiara - SMU	25	113	4.52
	White, Kyra - UTSA	25	113	4.52

AROUND THE AMERICAN



CONFERENCE INDIVIDUAL LEADERS CONT.



Minutes Played

	Player	G	No.	AVG
1.	Griggs, Madison - Mem	25	923	36.91
2.	White, Kyra - UTSA	25	862	34.49
3.	Bradley, Reagan - SMU	25	855	34.19
4.	Poindexter, Temira - Tulsa	27	917	33.96
5.	McNeal, Danae - ECU	25	834	33.35
6.	Moore, Mia - UAB	26	863	33.21
7.	DeShields, Denim - UAB	27	881	32.63
8.	Lawrence, Dazia - CLT	27	879	32.54
9.	Crawford, Delanie - Tulsa	27	877	32.50
10.	Young, Tiara - SMU	25	803	32.10
11.	Nelson, Aleah - Temple	26	830	31.93
12.	Rozentale, Janeta - FAU	25	798	31.91
13.	Galic, Marta - Tulane	24	760	31.66
14.	Walsh, Maddie - UAB	27	849	31.45
15.	Parau, Irina - Tulane	25	780	31.19

Team Identification

Team	Team ID
Charlotte	CLT
East Carolina	ECU
Fla. Atlantic	FAU
Memphis	Mem
North Texas	UNT
Rice	Rice
SMU	SMU
South Fla.	USF
Temple	Temple
Tulane	Tulane
Tulsa	Tulsa
UAB	UAB
UTSA	UTSA
Wichita St.	WSU

AROUND THE AMERICAN



CONFERENCE TEAM HIGHS



POINTS	117		North Texas vs North Texas-Dallas (11/06/2023)
	109		Temple vs Delaware St. (11/06/2023)
FIELD GOALS MADE	43		Temple vs Delaware St. (11/06/2023)
	40		South Fla. vs Gardner-Webb (12/10/2023)
FIELD GOAL ATTEMPTS	86		Memphis at UAB (01/03/2024)
	83		Temple at Charlotte (02/04/2024)
FIELD GOAL PERCENTAGE	.625	(30-48)	SMU vs Memphis (02/03/2024)
	.608	(31-51)	SMU vs Air Force (12/21/2023)
3 PT FG MADE	20		UAB at Tulane (02/07/2024)
	14		Tulsa vs UAB (02/21/2024)
	14		Tulsa vs Wichita St. (01/20/2024)
	14		UAB at Charlotte (01/07/2024)
	14		Tulane vs New Orleans (12/06/2023)
3 PT FG ATTEMPTS	35		Tulsa at Wichita St. (02/17/2024)
	35		Tulsa vs North Texas (02/04/2024)
	35		UAB at Wichita St. (01/25/2024)
3 PT FG PERCENTAGE	.667	(6-9)	North Texas at South Fla. (01/20/2024)
	.636	(7-11)	Rice at South Fla. (02/07/2024)
	.636	(7-11)	SMU vs Alabama St. (11/11/2023)
FREE THROWS MADE	40		SMU at Memphis (01/11/2024)
	36		North Texas vs North Texas-Dallas (11/06/2023)
FREE THROW ATTEMPTS	60		SMU at Memphis (01/11/2024)
	49		North Texas vs North Texas-Dallas (11/06/2023)
FREE THROW PERCENTAGE	1.000	(9-9)	Tulane at Temple (02/19/2024)
	1.000	(2-2)	South Fla. vs Fla. Atlantic (02/17/2024)
	1.000	(2-2)	Tulane vs Rice (01/20/2024)
REBOUNDS	57		UTSA at Oregon (12/17/2023)
	57		Rice vs Houston Christian (11/06/2023)
ASSISTS	27		Tulane vs New Orleans (12/06/2023)
	26		South Fla. at East Carolina (02/21/2024)
	26		UAB at Tulane (02/07/2024)
	26		Temple vs Delaware St. (11/06/2023)
STEALS	32		East Carolina vs USC Upstate (11/09/2023)
	21		North Texas vs North Texas-Dallas (11/06/2023)
BLOCKED SHOTS	12		East Carolina vs Charlotte (02/10/2024)
	11		East Carolina at Wichita St. (02/04/2024)
	11		East Carolina vs George Mason (12/18/2023)
	11		UTSA vs Texas St. (11/30/2023)
TURNOVERS	31		UTSA at Texas Tech (11/20/2023)
	30		Charlotte vs West Virginia (N) (11/24/2023)
FOULS	43		Memphis vs SMU (01/11/2024)
	32		Temple vs Charlotte (01/21/2024)
	32		SMU at Memphis (01/11/2024)