



OWLS	15-13, 9-8		HEAD COACH <b>LINDSAY EDMONDS</b>		— vs —		HEAD COACH <b>KAREN ASTON</b>	15-13, 9-8		ROAD-RUNNERS
	NET RANKING <b>106</b>	RECORD AT RICE, 3RD SEASON <b>52-35</b>	CAREER RECORD <b>SAME</b>				CAREER RECORD, 16TH SEASON <b>320-201</b>	RECORD AT UTSA, 3RD SEASON <b>35-55</b>	NET RANKING <b>140</b>	

**GAME 29**

GAME 29 | TUESDAY, MARCH 4, 2024 | CONVOCATION CENTER | 6:30 P.M. CT | ESPN+

**2023-24 SCHEDULE**

<b>RECORD</b>		<b>15-13</b>
AAC		9-8
NON-CONFERENCE		6-5
HOME		9-6
AWAY		6-7
NEUTRAL		0-0

DATE	OPPONENT	TIME/RESULT
<b>NOVEMBER (4-3)</b>		
6	HOUSTON CHRISTIAN	W, 70-38
9	AT ABILENE CHRISTIAN	W, 69-58
12	AT TCU	L, 67-42
16	GEORGIA TECH	L, 78-75
19	ST. MARY'S (CA)	W, 73-62
25	AT STEPHEN F. AUSTIN	L, 67-56
29	TEXAS SOUTHERN	W, 74-44
<b>DECEMBER (2-2)</b>		
2	AT TEXAS A&M-CORPUS CHRISTI	W, 84-66
9	23/23 GONZAGA	L, 80-72
16	PRAIRIE VIEW A&M	W, 85-59
20	AT HOUSTON	L, 71-63 (OT)
<b>JANUARY (6-3)</b>		
3	*WICHITA STATE	W, 76-64
7	*AT SMU	W, 65-63
11	*CHARLOTTE	L, 61-54
14	*SOUTH FLORIDA	W, 67-64
17	*AT EAST CAROLINA	W, 80-67
20	*AT TULANE	W, 61-44
24	*AT TULSA	L, 70-65
27	*MEMPHIS	L, 73-66
31	*SMU	W, 69-60
<b>FEBRUARY (3-4)</b>		
3	*AT FLORIDA ATLANTIC	L, 68-63
7	*AT SOUTH FLORIDA	W, 69-59
10	*TULSA	W, 78-66
14	*EAST CAROLINA	W, 75-57
17	*AT UAB	L, 87-74
20	*AT MEMPHIS	L, 79-74 (OT)
25	*TEMPLE	L, 75-66
<b>MARCH (0-1)</b>		
2	*NORTH TEXAS	L, 54-63
5	*AT UTSA	6:30 PM
9-13	AAC TOURNAMENT	TBD

All Times Central / Times Subject to Change  
**Home Games in Bold**  
 \* denotes AAC game

**RICE AT UTSA**

<b>TELEVISION</b>	
<b>RADIO COVERAGE</b>	
RICE JASON METKO	UTSA NEAL RAPHAEL
<b>MEDIA CONTACTS</b>	
RICE - ANTHONY ROBERTS AR186@RICE.EDU   570-699-9151	UTSA - RYAN SMITH RYAN.SMITH2@UTSA.EDU

**QUICK HITS**

**REGULAR SEASON FINALE...** The Owls head to San Antonio to face UTSA Tuesday night in the regular season finale. The AAC Tournament will begin on March 9.

**LAST TIME OUT...** The Owls dropped a 63-54 home game to North Texas last Saturday. Sussy Ngulefac led the Owls with 13 points.

**ALL ABOUT JAZZ(Y)...** Jazzy Owens-Barnett was named the AAC Player of the Week (2-12) after dropping a career-high 21 points at USF and 17 points against Tulsa, leading Rice to both wins.

**50 OFF THE BENCH...** The Owls scored a season-high 50 points off the bench against ECU, the most since 2016 (Huston-Tillotson), and the most against a DI opponent since netting 50 on Dec. 1, 2000 vs. Iona.

**WINNING THE CHARITY STRIPE...** The Owls are currently third in the conference in free throw percentage at 76.9%. Destiny Jackson leads the AAC at 84.9%, ranking her 54th in the NCAA.

**50 IN THE BOOKS...** Head coach Lindsay Edmonds earned her 50th career win in Rice's 69-59 victory at South Florida, becoming the fastest coach in program history to reach the milestone. Coach Edmonds' 50 wins in 81 games surpassed Tina Langley's mark of 50 wins in 91 games.



**THE SERIES AT A GLANCE**

OVERALL	RICE LEADS 15-12
AT RICE	RICE LEADS 7-5
AT UTSA	RICE LEADS 7-6
NEUTRAL	SERIES TIED 1-1
LAST MEETING	UTSA 62-54 (3-9-23)
FIRST MEETING	UTSA 68-53 (1-10-83)

MORE ON THE SERIES ON PAGE FIVE

**QUICK COMPARISON**

RICE		UTSA
68.5	< POINTS PER GAME	64.9
40.2	< FG%	39.7
31.7	< 3FG%	28.8
76.9	< FT%	64.9
37.2	REBOUNDS PER GAME >	45.4
13.3	ASSISTS PER GAME >	13.6
8.1	< STEALS PER GAME	6.5
2.7	BLOCKS PER GAME >	4.7
64.3	SCORING DEFENSE >	63.9
40.4	FG% DEFENSE >	36.3
31.2	3FG% DEFENSE >	29.9
0.6	REBOUNDING MARGIN >	9.5
0.9	< AST-TO RATIO	0.8

**COMMUNICATIONS**

ASSISTANT DIRECTOR: ANTHONY ROBERTS  
 AR186@RICE.EDU  
 CELL: 570.699.9151



# 2023-24 ROSTER

NO.	NAME	POS.	HT.	CLASS	HOMETOWN / HIGH SCHOOL / PREVIOUS SCHOOL
1	Malia Fisher	F	6-2	Jr.	Dacula, Ga. / Hebron Christian Academy
2	Emily Klaczek	G	5-8	Jr.	Hoffman Estates, Ill. / William Fremd / UAB
4	Pace Rickard	G	5-6	Fr.	Grand Rapids, Mich. / Grand Rapids Christian
5	Destiny Jackson	G	5-9	5th.	Mansfield, Texas / Mansfield Timberview
11	Dominique Ennis	G	5-9	So.	Fort Erie, Niagara Falls, Ontario / Kings Christian Collegiate
12	Layla Conley	G	5-8	Fr.	San Antonio, Texas / John Marshall Harlan
14	Maya Bokunewicz	G/F	6-0	Jr.	State College, Pa. / College Area
20	Hailey Adams	G	6-1	R-Fr.	San Antonio, Texas / Tom C. Clark HS
23	Kennedy Clifton	G/F	6-0	So.	Upper Marlboro, Md. / Bishop Ireton
24	Ashlyn Zhang	G	5-7	So.	South Pasadena, Calif. / Flintridge Prep School
30	Jazzy Owens-Barnett	G	5-7	So.	Plano, Texas / Frisco Liberty
32	Trinity Gooden	G	5-10	Jr.	Midwest City, Okla. / Choctaw
33	Fatou Samb	C	6-4	Sr.	Houston, Texas / Westside / Cal
35	Sussy Ngulefac	C	6-3	Jr.	Lilburn, Ga. / Parkview / Samford
44	Shelby Hayes	C	6-2	So.	Cedar Park, Texas / Cedar Park

**Head Coach:** Lindsay Edmonds (Third Season, Appalachian State '05)  
**Assistant Coach:** Lakevia Boykin (Third Season, Wake Forest '13)  
**Assistant Coach:** Nick Grant (Third Season, Baylor '10)  
**Assistant Coach:** Danyelle Grant (Second Season, Utah State '09)  
**Director of Operations:** Darryln McDonough (Second Season, Baylor '19)  
**Video Coordinator:** Mia Gallo (Second Season, Cal State Fullerton '19)  
**Sports Performance Coach:** Solomon Tat (Third Season, Virginia '12)  
**Athletic Trainer:** Amy Mikahiel (First Season, Texas A&M '21)  
**Graduate Assistant:** Haylee Green (First Season, Rice '23)

# PRONUNCIATION GUIDE

#1 Malia Fisher ..... Muh-lee-uh	Lakevia Boykin ..... Luh-key-via
#2 Emily Klaczek..... Clay-Zack	Amy Mikahiel..... Mih-ka-heel
#4 Pace Rickard ..... Rick-erd	
#14 Maya Bokunewicz ..... Buck-uh-neh-vitch	
#24 Ashlyn Zhang..... Zh-ong	
#33 Fatou Samb ..... Fuh-too   Saam (rhymes with bomb)	
#35 Sussy Ngulefac..... Sue-zee   In-goo-luh-fack	

## ROSTER BREAKDOWNS

BY POSITION	
<b>Guards (9)</b>	Hailey Adams Layla Conley Dominique Ennis Trinity Gooden Destiny Jackson Emily Klaczek Jazzy Owens-Barnett Pace Rickard Ashlyn Zhang
<b>Forwards (3)</b>	Maya Bokunewicz Kennedy Clifton Malia Fisher
<b>Centers (3)</b>	Shelby Hayes Sussy Ngulefac Fatou Samb
BY CLASS	
<b>Fr. (2)</b>	Layla Conley Pace Rickard
<b>So. (6)</b>	Hailey Adams Kennedy Clifton Dominique Ennis Shelby Hayes Jazzy Owens-Barnett Ashlyn Zhang
<b>Jr. (5)</b>	Maya Bokunewicz Malia Fisher Trinity Gooden Emily Klaczek Sussy Ngulefac
<b>Sr. (1)</b>	Fatou Samb
<b>5th Yr. (1)</b>	Destiny Jackson

2023-24 RICE LEADERS		INDIV. GAME HIGHS		TEAM GAME HIGHS	
Points	Fisher (12.1)	Points	Bokunewicz (26, SMC)	Points	(85, PVAMU)
Rebounds	Fisher (6.6)	Rebounds	Fisher (13, USF)	Rebounds	(57, HCU)
Assists	Jackson (3.5)	Assists	Jackson (7, at SMU, at ECU, Mem)	Assists	(21, SMU)
FG Percentage	Ngulefac (.675)	FG Made	Bokunewicz (9, SMC), Ennis (TSU)	FG Percentage	(50.0, at ECU)
3FG Percentage	Owens-Barnett (.417)	3FG Made	Bokunewicz (7, SMC)	3FG Percentage	(63.6, at USF)
FT Percentage	Conley (1.000)	FT Made	Owens-Barnett (10, PVAMU)	FT Percentage	(93.3, at USF)
Steals	Fisher (1.7)	Steals	Fisher (5, at Tulane)	Steals	(16, Wichita State)
Blocks	Fisher (0.9)	Blocks	Adams (3, GT), Fisher (HCU)	Blocks	(7, TA&M-CC)

### LAST GAME: UNT

- The Owls dropped a 63-54 home game last Sunday to North Texas.
- Sussy Ngulefac led Rice with 13 points while Malia Fisher finished with 12 points. Emily Klaczek rounded out the double-digit scorers with 10 points.
- The Owls honored Destiny Jackson as part of the Senior Day ceremony.
- With the loss, Rice now leads the all-time series 15-9.

### ALL ABOUT JAZZ(Y)

- Jazzy Owens-Barnett was named AAC Player of the Week (2/12) after leading Rice to a pair of wins at South Florida and against Tulsa.
- Owens-Barnett dropped a career-high 21 points at USF and followed that with 17 points vs. Tulsa. She also had a stretch of six-consecutive made three-pointers.
- This was her first career conference honor and Rice's first player of the week honoree this season. Rice has had three AAC Honor Roll honorees (Dominique Ennis x2, Destiny Jackson).

### DJ'S WORLD

- 5th-year Destiny Jackson continues to lead by example for Rice. She became the all-time leader in games played at Rice with 131 games vs. Tulsa.
- Jackson netted her 1,000th career point at South Florida, becoming the 25th athlete in program history to do so. She is the first player to reach the mark in the Edmonds era and first since Nancy Mulkey.
- Jackson is first in the AAC in free throw percentage and 55th in the NCAA at 85%. Since AAC play began, she is first in assist-turnover ratio and fourth in assists per game.
- Jackson was named to the AAC Honor Roll (1/9) after sinking the game-winning layup as time expired in Rice's 65-63 win at SMU.

### DOM-INANT

- Dominique Ennis was named to her second AAC Honor Roll after netting 19 points at East Carolina and 16 at Tulane. (1/22)
- Ennis was named to the Honor Roll back on Dec. 4 after dropping a career-high 25 points against Texas Southern.
- Ennis currently leads the team with 13.2 ppg.

### MAYA BUCKETS

- Bokunewicz drained seven threes in Rice's 73-62 win over Saint Mary's, tying the school record for threes in a game (fourth time, second for Maya).
- Bokunewicz joins Jenny Cafferty (Fresno State 1-27-00), Kara Liggett (San Jose State 2-17-00), Katelyn Crosthwait (UTSA 1-16-23) and herself (UAB 3-5-22) with seven in a game.

### CLOSING TIME

- Rice has been nearly unbeatable when leading with five minutes left in the game under Coach Edmonds.
- With the Owls in front with five minutes left in the game, Rice is 47-5. When tied or trailing with five minutes left, the Owls are 5-29.

### TALES OF THE HALF(TIME)

- Under head coach Lindsay Edmonds, the Owls have a 36-10 record when leading at the half.
- On the flipside, when Rice is tied or trailing at the half, the Owls are 15-25.

### OWLS BY THE NUMBERS

- 1** Destiny Jackson leads the AAC in free throw percentage at 84.9% (54th in NCAA)
- 15.5** Turnovers per game are the fifth lowest in the AAC
- 52** Edmonds' 48 career wins ranks 7th amongst all Division I head coaches also in their third season (29 coaches in season three)
- 87** Ennis' 2.3 three-pointers per game ranks 87th in the nation
- 1,367** Fans against #23 Gonzaga - largest home attendance this season.

### RICE RANKS: AAC/NCAA

Statistic	AAC/NCAA	Rice
Ast/Turnover Ratio	6/154	0.9
Assists	9/164	13.3
Bench Points/Game	1/20	26.5
Blocks	12/223	2.6
FG Percentage	6/160	40.9
FG Percentage Defense	9/158	39.8
FT Percentage	3/39	76.7
Rebounds/Game	9/151	37.2
Rebound Margin	6/174	0.8
Scoring Offense	6/118	69.2
Scoring Defense	6/171	63.9
Scoring Margin	4/124	5.3
Steals	6/159	7.8
3-Point FG Percentage	2/87	33.4
3-Point FG Defense	7/124	29.7
3-Point FG Made/Game	5/155	6.2
Turnover Margin	5/122	1.6

STATS AS OF 2/21/24



## 2023-24 HONORS

**Malia Fisher**  
2023-24 Preseason All-AAC Second Team  
AAC Honor Roll (2/19/24)

**Dominique Ennis**  
AAC Honor Roll (12/4/23), (1/22/24)

**Destiny Jackson**  
AAC Honor Roll (1/8/24)

**Jazzy Owens-Barnett**  
AAC Player of the Week (2/12/24)

## DOUBLE-TROUBLE

### RICE'S DOUBLE-DOUBLE TRACKER

**Malia Fisher - 13**  
**(2023-24) - 3**  
1-17-24 at ECU (10 pts/10 rebs)  
1-14-24 South Florida (23 pts/13 rebs)  
1-7-24 at SMU (15 pts/10 rebs)

**(2022-23) - 5**  
2-2-23 LA Tech (22 pts/11 rebs)  
12-31-22 UTEP (12 pts/11 rebs)  
11-23-22 at Texas Southern (22 pts/13 rebs)  
11-18-22 at Pacific (16 pts/12 rebs)  
11-10-22 SFA (18 pts/20 rebs)

**(2021-22) - 5**  
3-8-22 vs. Marshall (17 pts/16 rebs)  
3-3-22 UTEP (20 pts/11 rebs)  
2-19-22 FIU (17 pts/14 rebs)  
11-24-21 Pacific (14 pts/17 rebs)  
11-17-21 Texas Southern (13 pts/13 rebs)

**Destiny Jackson - Two**  
**(2023-24)**  
1-11-24 Charlotte (12 pts/12 rebs)

**(2022-23)**  
2-25-23 Charlotte (18 pts/13 rebs)

**Hailey Adams - Two**  
**(2023-24)**  
2-10-24 Tulsa (17 pts/12 rebs)  
1-27-24 Memphis (15 pts/12 rebs)

**Maya Bokunewicz - Two**  
**(2021-22)**  
3-9-22 vs. Marshall (13 pts/10 rebs)  
3-5-22 UTSA (26 pts/10 rebs)

**Shelby Hayes - One**  
**(2021-22)**  
2-24-22 at LA Tech (18 pts/10 rebs)

**Shelby Hayes - One**  
**(2023-24)**  
3-2-24 vs. UNT (10 pts/10 rebs)

**Sussy Ngulefac - One**  
**(2021-22)**  
1-10-22 (Samford) Chattanooga (13 pts/11 rebs)

## HOME COOKING

- Tudor Fieldhouse continues to be a difficult place to play for visiting teams.
- So far, the Owls are 31-14 (.714) at home under Coach Edmonds, posting a 13-2 home mark last season.
- In the last seven seasons, the Owls are 89-22 at home (.837), including a perfect 13-0 mark during the 2018-19 season.
- Rice has currently won 17 of its last 23 home games dating back to last season.
- All-time, Rice is 405-203 (.667) at home.

## UNLUCKY 13

- Rice's loss against TCU snapped the Owls' 13-game non-conference win streak.
- The prior non-conference loss came on 12/4/21 at UT Arlington 73-65.
- Under Coach Edmonds, the Owls are 19-7 in non-conference games.

## SEASON OPENING DUBS

- Rice opened the 2023-24 campaign against Houston Christian at Tudor Fieldhouse, winning 70-38.
- The Owls usually start the season with a bang, posting a 36-10 (.782) record in season openers, while posting a 42-4 (.913) record in home openers.
- Rice has currently won the last five season openers and the last eight home openers. The lost home opener loss came on Nov. 21, 2015 against #8 Texas 70-47.
- This marked the fourth time Rice has faced Houston Christian as its home opener opponent, with Rice winning all four matchups.

## RECORDS VS HCU

- The Huskies lone point in the first quarter was the lowest point total in a quarter allowed by Rice in program history.
- HCU'S five points in the first half were the fewest points allowed in Rice program history.
- The Owls held HCU to 0-of-16 in the first quarter, the first time an opponent had zero made field goals in a quarter since St. Edward's (4th, 0-of-11) on 11/9/21.

## LUCKY NUMBER SEVEN

- Seven Owls reach double-digit points against Prairie View A&M, with Owens-Barnett (14), Bokunewicz (12), Ennis (12), Klaczek (12), Jackson (11), Hayes (10) and Gooden (10) all reaching the mark.
- This marked the first time since Nov. 14, 1997 when eight Owls reached the mark against Texas Southern.

## 700 AND 400 CLUBS

- The Owls earned their 700th program win on Nov. 29, 2023 in a 74-44 victory against Texas Southern at Tudor Fieldhouse.
- Rice earned its 400th home win in program history in a 85-59 win over Prairie View A&M.

## PRESEASON HONORS

- Malia Fisher was selected to the Preseason All-AAC Second Team. Fisher was second in scoring last season with 11.8 points per game while leading the Owls in rebounding with 6.3 per game.
- In the AAC Preseason Coaches Poll, the Owls were selected third, trailing the preseason favorite South Florida and last season's tournament champion, East Carolina.

## FAMILIAR FOES

- Rice will face several of its most common opponents during the 2023-24 season.
- The Owls and SMU have met 71 times in history, the most for any opponent with Rice. The Owls will face the Mustangs twice this year.

No.	Opponent	Games	Record
1	<b>SMU</b>	73	37-36
2	<b>Houston</b>	59	11-48
3	UTEP	53	37-16
4	<b>TCU</b>	51	30-21
5	Texas A&M	44	11-33
6	<b>Tulsa</b>	39	25-14
7	Baylor	37	16-21
8	Louisiana Tech	33	16-17
9	Sam Houston	28	21-7
10	<b>UTSA</b>	27	15-12

\*2023-24 opponents in bold

## WHO ARE YOU?

- Rice will face several teams this season for the first time in the series history in Gonzaga and Temple.
- The Owls will face Georgia Tech, South Florida and Wichita State for only the second time in the series history.

## RICE VS UTSA



### ALL-TIME SERIES RICE LEADS 15-12

HOME	RICE LEADS 7-5
AWAY	RICE LEADS 7-6
NEUTRAL	SERIES TIED 1-1
RICE CURRENT STREAK	L2

#### COACHES

Lindsay Edmonds vs UTSA	2-2
Karen Aston vs Rice	3-2

#### GAME-BY-GAME

DATE	LOCATION	W/L	SCORE
1/10/83	San Antonio	L	68-53
2/22/83	Houston	L	75-65
1/17/84	Houston	L	76-65
2/29/84	San Antonio	L	73-72
12/3/84	Houston	L	77-67
12/3/85	San Antonio	L	81-67
1/3/09	San Antonio	L	50-81
1/4/10	Houston	W	70-56
12/30/11	San Antonio	W	71-46
12/20/12	Houston	W	43-41
2/15/14	Houston	L	61-63
1/2/15	San Antonio	W	62-58
3/5/15	Houston	L	49-60
1/3/16	Houston	W	49-48
2/16/17	San Antonio	W	66-61
3/8/17	Birmingham	W	75-63
1/7/18	Houston	W	83-52
2/25/18	San Antonio	L	58-62
1/10/19	Houston	W	85-54
3/7/19	San Antonio	W	72-46
1/25/20	San Antonio	W	74-62
1/1/21	San Antonio	W	78-53
1/2/21	San Antonio	W	69-57
3/5/22	Houston	W	86-48
1/16/23	Houston	W	78-76
2/16/23	San Antonio	L	53-66
3/9/23	Frisco, Texas	L	62-54
3/5/24	San Antonio	-	-

## SCOUTING REPORTS

**PRESEASON POLL/HONORS...** UTSA was selected 8th in the 2023-24 American Athletic Conference Preseason Poll. Rice and UTSA are currently tied in a pack of six teams for the four to nine seeds in the AAC Tournament.

**LAST TIME OUT...** The Roadrunners defeated Wichita State 68-61 last Saturday on the road. Jordyn Jenkins led UTSA with 17 points while Elyssa Coleman finished with 13 points and 11 rebounds.

**RICE VS UTSA...** This is the 28th meeting all-time between the two, with the Owls holding a 15-12 series lead. The Roadrunners have won the last two meetings with Rice, but the Owls hold a 7-6 series lead in games at UTSA.

## LAST MEETING:

UTSA (13-18,9-11 C-USA) -vs- Rice (22-8,13-7 C-USA)															
03/09/23 at Ford Center at the Star, Frisco, TX															
Date: 03/09/23															
Time: 2:00 PM															
Attendance: 2,225															
Site: Ford Center at the Star, Frisco, TX															
Referees: Xiomara Cruz, Bill Larance, Scott Yarbrough															
										<b>Scores By Period</b>					
										1	2	3	4	Total	
UTSA										14	5	15	28	62	
Rice										17	14	11	12	54	
<b>UTSA 62</b>															
#	Player	GS	MIN	FG	3PT	FT	ORB-DRB	REB	PF	A	TO	BLK	STL	PTS	
32	Jenkins, Jordyn	*	25	6-15	0-0	10-13	1-6	7	4	1	3	0	0	22	
11	Love, Sidney	*	30	5-8	0-0	3-3	0-2	2	2	1	1	1	2	13	
00	Coleman, Elyssa	*	33	4-11	0-0	2-2	3-8	11	2	0	2	2	0	10	
22	White, Kyra	*	39	4-13	1-3	0-0	2-6	8	4	2	4	1	5	9	
01	Atwood, Halley	*	19	1-4	0-1	0-0	2-1	3	0	1	2	0	0	2	
10	Ulabo, Queen		7	1-2	0-0	1-2	1-1	2	1	1	1	0	0	3	
20	Linton, Maya		17	1-3	0-0	0-0	2-2	4	5	0	0	0	0	2	
05	Cockrell, Madison		3	0-1	0-0	1-2	1-0	1	0	0	0	0	0	1	
04	Guttadauro, Siena		20	0-3	0-1	0-0	0-0	0	0	1	0	0	0	0	
21	Nwakamma, Deborah		6	0-2	0-1	0-0	0-1	1	0	0	0	0	0	0	
23	McGuire, Kyleigh		1	0-0	0-0	0-0	0-0	0	0	0	0	0	0	0	
TM	TEAM		0	0-0	0-0	0-0	2-1	4	0	0	0	0	0	0	
<b>Totals</b>			-	200	22-62	1-6	17-22	15-28	43	18	7	13	4	7	62
Team Summary															
		FG			3PT			FT							
1st Quarter		4-16	25.00%	0-2			0.00%	6-8			75.00%				
2nd Quarter		2-14	14.29%	0-1			0.00%	1-2			50.00%				
3rd Quarter		7-17	41.18%	1-2			50.00%	0-0			0.00%				
4th Quarter		9-15	60.00%	0-1			0.00%	10-12			83.33%				
<b>Total</b>		<b>22-62</b>	<b>35.5%</b>	<b>1-6</b>			<b>16.7%</b>	<b>17-22</b>			<b>77.3%</b>				
<b>Technical Fouls:</b> none <b>Second Chance Points:</b> 14 <b>Scores Tied:</b> 4 times(s) <b>Points in the Paint:</b> 38 <b>Fast Break Points:</b> 12 <b>Lead Changed:</b> 5 times(s) <b>Points off Turnovers:</b> 18 <b>Bench Points:</b> 6 <b>Largest Lead:</b> 0 0															
<b>Rice 54</b>															
#	Player	GS	MIN	FG	3PT	FT	ORB-DRB	REB	PF	A	TO	BLK	STL	PTS	
12	Bellamy, India	*	34	6-13	0-1	2-3	2-7	9	5	2	2	4	1	14	
22	Austin, Ashlee	*	27	4-9	0-4	2-2	2-2	4	4	0	4	0	0	10	
30	Owens-Barnett, Jazzy	*	35	3-15	1-4	1-2	0-4	4	2	2	2	0	0	8	
02	Ennis, Dominique	*	31	3-13	1-7	0-0	0-4	4	5	3	0	0	0	7	
03	Croethwait, Katelyn	*	38	2-6	0-2	1-2	2-4	6	1	0	1	0	0	5	
01	Fisher, Malia		11	1-2	0-0	4-4	1-0	1	2	0	5	0	0	6	
44	Hayes, Shelby		9	1-2	0-0	0-0	2-2	4	1	1	2	0	0	2	
23	Clifton, Kennedy		2	1-2	0-1	0-0	0-0	0	0	0	0	0	0	2	
32	Gooden, Trinity		12	0-0	0-0	0-0	0-1	1	1	0	0	0	0	0	
33	Samb, Fatou		1	0-1	0-0	0-0	0-0	0	1	0	0	0	0	0	
TM	TEAM		0	0-0	0-0	0-0	6-4	10	0	0	2	0	0	0	
<b>Totals</b>			-	200	21-63	2-19	10-13	15-28	43	22	8	18	4	1	54
Team Summary															
		FG			3PT			FT							
1st Quarter		6-19	31.58%	1-6			16.67%	4-5			80.00%				
2nd Quarter		7-18	38.89%	0-2			0.00%	0-0			0.00%				
3rd Quarter		4-11	36.36%	1-7			14.29%	2-2			100.00%				
4th Quarter		4-15	26.67%	0-4			0.00%	4-6			66.67%				
<b>Total</b>		<b>21-63</b>	<b>33.3%</b>	<b>2-19</b>			<b>10.5%</b>	<b>10-13</b>			<b>76.9%</b>				
<b>Technical Fouls:</b> none <b>Second Chance Points:</b> 9 <b>Scores Tied:</b> 4 times(s) <b>Points in the Paint:</b> 28 <b>Fast Break Points:</b> 2 <b>Lead Changed:</b> 5 times(s) <b>Points off Turnovers:</b> 6 <b>Bench Points:</b> 10 <b>Largest Lead:</b> 0 0															

## THE BASICS

### UNIVERSITY INFORMATION

Name of School: Rice  
 City/Zip: Houston, TX 77251  
 Founded: 1891  
 Enrollment: 8,480  
 Arena: Tudor Fieldhouse / 5,750  
 Affiliation: NCAA Division I  
 Conference: AAC  
 President: Reginald DesRoches  
 Athletics Director: Tommy McClelland

### COACHING INFORMATION

Head Coach: Lindsay Edmonds  
 Alma Mater/Year: Appalachian State / 2005  
 Record at Rice: 52-35  
 Overall Record: 52-35  
 Assistant Coach: Lavkevia Boykin  
 Assistant Coach: Nick Grant  
 Assistant Coach: Danyelle Grant

### WBB HISTORY

Season: 46th  
 All-Time Record: 710-636 / .527  
 All-Time Conference Record: 334-331 / .502  
 All-Time AAC Record: 9-8 / .521  
 NCAA Tournament Appearances: 3  
 (2000, 2005, 2019)  
 Conference Tournament Titles: 3  
 (2000, 2005, 2019)  
 Conference Regular Season Titles: 4  
 (2005, 2019, 2020, 2021)

### HEAD COACHES

Total Head Coaches: 6  
 Linda Tucker (1978-89) 134-164 - .453  
 Mike Dunavant (1990-93) 42-68 - .382  
 Cristy McKinney (1994-05) 216-139 - .608  
 Greg Williams (2006-15) 141-170 - .453  
 Tina Langley (2015-21) 126-61 - .674  
 Lindsay Edmonds (2021-P) 52-35 - .627

## SOCIAL MEDIA

- For all the up to minute updates for everything Rice women's basketball, like and follow us on Facebook, Instagram and Twitter @RiceWBB



## RICE VS RANKED FOES

- The Owls have faced a ranked opponent 106 times in their history, posting a 9-97 record in those games.
- In homes games, Rice is 8-38, on the road 1-51 and 0-8 in games at a neutral site.
- Rice last defeated a ranked opponent on Dec. 1, 2006 79-66 at home against #10 Texas A&M.
- Rice's highest ranked win came on Feb. 21, 2002 in a 57-56 win at home against #7 Louisiana Tech.

## SIGNING DAY

- Lindsay Edmonds announced the additions of Aniah Alexis and Jill Twiehaus for the 2024-25 season.
- Alexis, a 6-1 guard from Katy, Texas, averaged 17 points and 11 rebounds per game at Cypress Lakes High School her junior year. She is a team captain and was the team MVP last season.
- Twiehaus, a 5-10 guard from Tulsa, Okla., helped lead Jenks High School to their first area tournament in 10 years, She averaged 21.8 points per game while being named the Frontier Valley Conference Offensive Player of the Year.

## WELCOME TO THE NEST

- The Owls have four newcomers for the 2023-24 season with two freshman and two transfer students.
- Layla Conley and Pace Rickard will begin their collegiate careers this season with Rice while Emily Klaczek (UAB) and Sussy Ngulefac (Samford) will continue their careers with the Owls.
- Klaczek joins Rice after shooting 41% from the floor and 40.6% from three-point range last season.
- Ngulefac was named All-SoCon Third Team last season while leading the conference in field goal percentage in both her freshman and sophomore seasons.

## BRINGING THE HARDWARE

- The Owls have three conference tournament championships, winning the 2000 and 2005 WAC Tournaments and the 2019 C-USA Tournament.
- The Owls are 1-3 in the NCAA Tournament, with the lone win coming on 3-18-00 against No. 9 USC 67-64.
- Outside of the NCAA Tournament, Rice has won the 2021 WNIT Championship and 2017 WBI Championship.

## POSTSEASON HISTORY

- Rice has made three NCAA appearances with the last coming in the 2018-19 season.
- The Owls returned to the WNIT last season, defeating BYU in the opening round on the road before falling to Oregon in the second round.
- Rice won the WNIT in the 2021 season, defeating Ole Miss 71-58 in the championships game.
- Rice has made the postseason 15 times, three NCAA appearances, 10 WNIT and two WBI appearances. Rice won the WBI title in 2017.

## NEW YEAR, NEW CONFERENCE

- The Owls enter the 2023-24 in a brand new conference as Rice joined the American Athletic Conference on July 1, 2023.
- Rice joins the AAC after spending 18 years in Conference USA, winning the conference title in 2019 while winning regular season titles in 2019, 2020 and 2021.
- The AAC marks the fourth conference for Rice Athletics with the Owls having been a member of the Southwest Conference, Western Athletic Conference (WAC), C-USA and now the AAC.
- Rice's debut in the AAC will be on January 3, 2024 when the Owls host Wichita State at Tudor Fieldhouse at 7:00 p.m.

## ATHLETIC COMMUNICATIONS



**ANTHONY ROBERTS** (WBB CONTACT)  
 AST. DIRECTOR OF COMMUNICATIONS  
 ANTHONY.ROBERTS@RICE.EDU  
 570-699-9151



**CHUCK POOL**  
 AST. AD / COMMUNICATIONS  
 CHUCK.POOL@RICE.EDU

## RANKING RICE

### 2023-24 NET RANKING

CURRENT NET	SEASON PEAK	START OF SEASON
<b>104</b> 2/21/24	<b>86</b> 12/10/23	<b>93</b> 12/3/23



### RICE NET HISTORY AT A GLANCE...

NET PEAK	BIGGEST GAIN	BIGGEST DROP
<b>24</b> 1/5/21	<b>+30</b> 240 to 210 12/15/21 - 12/16/21	<b>-21</b> 208 to 229 1/12/22 - 1/13/22

## NET RANKINGS: THE BREAKDOWN

RICE OWLS - 104	RICE OWLS - OPPONENT BREAKDOWN	
<b>NET - 104</b>	<b>NET 1-25 (0-2)</b>	113 - TULSA - W 78-66
<b>PREV. NET - 102</b>	13 - GONZAGA - L 72-80	117 - AT SFA - L 56-67
<b>AVG. NET WIN - 187</b>	24 - ATTCU - L 42-67	119 - SMU - W 69-60
<b>AVG. NET LOSS - 115</b>	<b>NET 26-50 (0-0)</b>	120 - AT TULSA - L 70-65
<b>OPP. SUCCESS - 162</b>	<b>NET 51-100 (2-2)</b>	143 - AT TULANE - W 61-44
<b>AVG. OPP NET RANK - 106</b>	58 - GEORGIA TECH - L 75-78	143 - AT UAB - L 87-74
<b>AVG. OPP NET - 157</b>	84 - UNT - L 54-63	141 - AT MEMPHIS - L 79-74 (OT)
<b>DIV. I W/L - 15-11 (133)</b>	95 - AT HOUSTON - L 71-63 (OT)	145 - MEMPHIS - L 73-66
<b>NET NONCONF SOS - 144</b>	98 - AT ECU - W 80-67	151 - AT ACU - W 69-58
<b>NON-CONF RECORD - 6-5 (149)</b>	98 - ECU - W 75-57	186 - SAINT MARY'S - W 73-62
<b>CONF RECORD - 9-6 (121)</b>	<b>NET 101+ (13-7)</b>	209 - AT TA&M-CC - W 84-56
<b>ROAD W/L - 6-7 (125)</b>	103 - CLT - L 61-54	241 - WICHITA ST. - W 76-64
	106 - AT USF W 69-59	246 - AT FAU - L 68-63
	106 - TEMPLE L 75-66	314 - TSU - W 74-44
	107 - USF W 67-64	329 - PVAMU - W 85-59
	109 - AT SMU - W 65-63	332 - HCU - W 70-38
		<b>GAMES REMAINING</b>
		AT UTSA (135)

### WHAT IS THE NET RANKING?

The NET Rankings were introduced to college women's hoops at the start of the 2020-21 season, replacing the RPI. Men's college hoops were introduced to the NET Rankings at the start of the 2018-19 season.

#### How It Works

The women's basketball NET includes adjusted net efficiency and team value index. Adjusted net efficiency is a measure of a team's overall performance during the regular season, determined by the difference between offensive efficiency (points per possession) and defensive efficiency (opponents' points per possession). Adjusted net efficiency also accounts for strength of opponents (as measured by their adjusted net efficiency) and location (home/away/neutral) of the games (against Division I opponents only). Team value index is the results-oriented component of the NET, ranking more highly those teams that played and beat other good teams, factoring in opponent, location of the game and winner.

### RICE NET HISTORY

<b>FIRST EVER RICE NET</b>	<b>HIGHEST NET COACH EDMONDS</b>
<b>25</b> 1/3/2021	<b>54</b> 12/4/2022
<b>HIGHEST NET WIN</b>	<b>HIGHEST NET WIN COACH EDMONDS</b>
<b>39</b> 3/28/2021 71-58 OLE MISS	<b>68</b> 11/10/2022 89-77 SFA
<b>RICE VS. 1-25 NET</b>	<b>RICE VS. 26-50 NET</b>
<b>0-4</b>	<b>1-2</b>
<b>RICE VS. 51-100 NET</b>	<b>RICE VS. 100+ NET</b>
<b>4-8</b>	<b>64-25</b>

## RICE IN THE POLLS

History of Rice in the Polls	AP	WBCA
<b>2006-07</b>		
Preseason (11/8/06)	RV	
<b>2018-2019</b>		
Week 12 (1/28/19)	RV	
Week 13 (2/4/19)	RV	
Week 14 (2/11/19)	RV	
Week 15 (2/18/19)	25	RV
Week 16 (2/25/19)	24	RV
Week 17 (3/4/19)	24	RV
Week 18 (3/11/19)	24	RV
Final AP Poll (3/18/19)	21	23
Final WBCA Poll (4/8/19)		RV
<b>2019-2020</b>		
Preseason (10/30/19)	RV	RV
Week 1 (11/11/19)	RV	
<b>2020-2021</b>		
Week 4 (12/21/20)	RV	
Week 5 (12/28/20)	RV	
Week 6 (1/4/21)	RV	
Week 7 (1/11/21)	RV	
Week 8 (1/18/21)	RV	
Week 9 (1/25/21)	RV	
Week 10 (2/1/21)	RV	
Week 11 (2/8/21)	RV	RV
Week 12 (2/15/21)	RV	RV
Week 13 (2/22/21)		RV
Week 14 (3/1/21)		RV
Week 15 (3/8/21)		RV
Week 16 (3/15/21)		RV
Final WBCA Poll		RV
<b>2022-23</b>		
Week 4 (12/5/22)	RV	RV
Week 5 (12/12/22)	RV	RV
Week 6 (12/17/22)	RV	RV

AP Poll is released on Monday at noon  
USA Today/WCBA poll is released on Tuesday



## CHASING MILESTONES

### PLAYER MILESTONS:

#### Maya Bokunewicz

- No. 10 All-time 3-Pointers - 117 (Currently 99)
- 100 Career Three-Pointers (Currently 99)

#### Dominique Ennis

- No. 5 3-Pointers / Season - 59 (Currently No. 7 - 58)
- 100 Career Three-Pointers (Currently 99)

#### Malia Fisher

- 1,000 Career Points (Currently 893)
- 150 Career Assists (Currently 141)

#### Trinity Gooden

- 100 Career Assists (Currently 98)

#### Destiny Jackson

- No. 7 All-time Assists - 405 (Currently No. 8 - 387)
- No. 10 All-time Steals - 167 (Currently 154)
- No. 10 All-time FT Made - 315 (Currently 298)
- No. 16 All-time Scoring - 1,072 (Currently 1,063)
- 400 Career Assists (Currently 387)

#### Emily Klaczek

- 150 Career Assists (Currently 139)

#### Sussy Ngulefac

- 1,000 Career Points (Currently 683)
- 50 Career Blocks (Currently 42)

#### Jazzy Owens-Barnett

- 100 Career Assists (Currently 95)

### COACH MILESTONES:

#### Lindsay Edmonds

- Most Wins in First Three Seasons 54 (Currently 52)
- First HC to Open Career With Three Winning Seasons (2021-22 14-13, 2022-23 23-9, 2023-24 15-13)

## IN THE \*RECORD\* BOOKS

#### Malia Fisher

- No. 5 All-Time Single-Game Rebs. (20, 11-10-23)
- 50 Career Blocks (Recorded against USF)
- 500 Career Rebounds (Recorded against USF)
- 100 Career Steals (Recorded at Tulane)

#### Maya Bokunewicz

- No. 3 All-Time Single-Game 3PT Att. (13, 2-5-22)
- No. 5 All-Time Single-Season Made 3PT (59, 21-22)
- No. 5 All-Time Single-Season 3PT Att. (171, 21-22)

#### Destiny Jackson

- No. 8 All-Time Assists - 373
- 150 Career Steals (recorded at USF)
- 300 Career Assists (recorded against HCU)
- 350 Career Assists (recorded at Tulsa)
- 500 Career Rebounds (recorded against CLT)
- 1,000 Career Points (recorded at USF)

#### Lindsay Edmonds

- 50 Career Wins (recorded at USF)
- Fastest Coach in Program History to 50 wins (81 games)

#### Team

- 700th program win (11-29-23, vs. TSU)
- 400th home win (12-16-23, vs. PVAMU)

## The Last Time Rice...

### Scored 100 or more points

**Rice:** 100, 1/10/16, vs. North Texas, W, 100-97 (3OT)

**Opp.:** 101, 11/15/12, at No. 24 Tennessee, L, 48-101

### Scored 90 or more points

**Rice:** 91, 12/10/22, vs. Houston, W, 91-88 (2OT)

**Opp.:** 90, 2/24/22, at LA Tech, L, 90-80 (2OT)

### Scored 50 or fewer points

**Rice:** 42, 11/12/23, at TCU, L, 67-42

**Opp.:** 44, 11/29/23, vs. TSU, W, 74-44

### Played a Top 25 team (AP)

12/9/2023, vs. No. 23 Gonzaga, L, 80-72

### Beat a Top 25 team (AP)

12/1/2006, No. 10 Texas A&M, W, 79-66

### Played an overtime game

12/10/22, vs. Houston, W, 91-88 (2OT)

### Won an overtime game

2/29/20, at Louisiana Tech, W, 73-60

### Played a double-overtime game

12/10/22, vs. Houston, W, 91-88 (2OT)

### Played a triple overtime game

1/22/22, at Charlotte, L, 88-83 (4OT)

### Played a quadruple overtime game

1/22/22, at Charlotte, L, 88-83 (4OT)

### Came back from 10+ points to win

10 points (22-12), 2/7/24, at USF 69-59

### Shot 50.0% or better

**Rice:** 50.0%, 1/17/24, at ECU, W, 80-67

**Opp.:** 58.1%, 3/2/24, vs. UNT, L 63-54

### Made 0 3FG

**Rice:** 0-14, 3/5/22, vs. UTSA, W, 86-48

**Opp.:** 0-9, 11/17/21, vs. Texas Southern, W, 59-47

### Seven players with 10+ points

14- Jazzy Owens-Barnett

12- Maya Bokunewicz

12- Emily Klaczek

12- Dominique Ennis

11- Destiny Jackson

10- Shelby Hayes

10- Trinity Gooden

12/16/23, vs. PVAMU, W, 85-59

## The Last Time a Rice player...

### Two players with 20+ points

Destiny Jackson (33) Ashlee Austin (21), 12/10/22, vs. Houston, W, 91-88 (2OT)

### Had 30 or more points

33, Destiny Jackson, 12/10/22, vs. Houston, W, 91-88 (2OT)

### Had 15 or more rebounds

16, Malia Fisher, 3/9/22, vs. Marshall, W, 80-62

### Had 20 or more rebounds

20, Malia Fisher, vs. SFA 11/10/22

### Had 10 or more assists

10, Jasmine Smith, 3/20/21, vs. Fresno St., W, 87-73

### Had 5 or more blocks

5, Malia Fisher, 12/17/21, at Sam Houston, W, 74-64

### Had a Triple Double

Nancy Mulkey, 11/13/19, at SMU, L, 55-43

(15 pts, 11 reb, 11 blk)

### Two players with double-doubles

22 pts/13 reb, Malia Fisher;

16 pts/10 reb, Ashlee Austin;

11/23/22, at Texas Southern, W, 76-49

### Five players with 10+ points

17- Dominique Ennis

12- Malia Fisher

12- Destiny Jackson

12- Hailey Adams

11- Jazzy Owens-Barnett

1/3/24, vs. Wichita State, W, 76-64

### Six players with 10+ points

18- Ashlee Austin

16- Malia Fisher

14- Destiny Jackson

13- Katelyn Crosthwait

10- Jazzy Owens-Barnett

10- Dominique Ennis

11/18/22, at Pacific, W, 89-79



### Rice's Record When

Overall .....	15-13
Home .....	9-6
Road .....	6-7
Neutral .....	0-0
Ranked Teams .....	0-1
Day Games .....	7-9
Night Games .....	8-4
Leading at half .....	11-2
Trailing at half .....	2-10
Tied at half .....	2-1
Leading with 5:00 left .....	14-3
Trailing with 5:00 left .....	0-10
Tied with 5:00 left .....	1-0
Overtime .....	0-2
Double Overtime .....	0-0
Five points or less .....	2-4
One-Possession Game (final minute) .....	1-5
More Turnovers .....	6-5
Fewer Turnovers .....	9-8
Tied Turnovers .....	0-0
More Rebounds .....	11-3
Fewer Rebounds .....	4-10
Tied Rebounds .....	0-0
Scores 49 or fewer .....	0-1
Scores between 50-59 .....	0-3
Scores between 60-69 .....	6-5
Scores between 70-79 .....	6-4
Scores 80+ .....	3-0
Allows 49 or fewer .....	3-0
Allows between 50-59 .....	5-0
Allows between 60-69 .....	7-5
Allows between 70-79 .....	0-6
Allows 80+ .....	0-2
FG Pct. 29.9 or less .....	0-2
FG Pct. 30.0-39.9 .....	3-5
FG Pct. 40.0-49.9 .....	11-6
FG Pct. 50.0+ .....	1-0
Opp. FG Pct. 29.9 or less .....	2-0
Opp. FG Pct. 30.0-39.9 .....	7-3
Opp. FG Pct. 40.0-49.9 .....	6-8
Opp. FG Pct. 50.0+ .....	0-2
Rice bench outscores opp. bench .....	12-10
Opp. bench outscores Rice bench .....	2-3
Bench scoring equal .....	1-0
Largest lead 10 or greater .....	14-2
Largest deficit 10 or greater .....	2-10
Monday .....	1-0
Tuesday .....	0-1
Wednesday .....	6-2
Thursday .....	1-2
Friday .....	0-0
Saturday .....	5-6
Sunday .....	2-2
November .....	4-3
December .....	2-2
January .....	6-3
February .....	3-4
March .....	0-1
In Texas .....	12-9
Against Texas Schools .....	7-4
Second Meeting of Season .....	4-1
Third Meeting of Season .....	0-0

### STAT LEADERS

#### 2023-24 SEASON

	PER GAME	TOTAL
POINTS.....	FISHER (12.1).....	ENNIS (333)
REBOUNDS.....	FISHER (6.6).....	FISHER (145)
ASSISTS.....	JACKSON (3.5).....	JACKSON (97)
STEALS.....	FISHER (1.7).....	ENNIS (39)
BLOCKS.....	FISHER (0.9).....	ADAMS (20)
FG PERCENTAGE/MADE.....	NGULEFAC (.675).....	ENNIS (120)
3FG PERCENTAGE/MADE.....	OWENS-BARNETT (.417).....	ENNIS (58)
FT PERCENTAGE/MADE.....	CONLEY (1.000).....	OWENS-BARNETT (76)

### Times Leading Stat Categories

2023-24 Season	Points	Rebounds	Assists	Steals	Blocks
Adams, Hailey .....	1	5	1	1	10
Bokunewicz, Maya .....	1	1		2	2
Clifton, Kennedy .....			1	3	1
Conley, Layla .....					
Ennis, Dominique .....	10	3	2	8	3
Fisher, Malia .....	5	9	2	6	9
Gooden, Trinity .....			2		1
Hayes, Shelby .....		5	2		2
Jackson, Destiny .....	7	2	18	9	5
Klaczek, Emily .....	1	4	2	4	1
Ngulefac, Sussy .....	2				2
Owens-Barnett, Jazzy .....	3		3	7	1
Rickard, Pace .....					
Samb, Fatou .....		1	1		5
Zhang, Ashlyn .....					

### Number of Times Recording This Season

2023-24 Season	Points	Reb	Ast	Stl	Blk	DbI		
	10+	20+	30+	10+	5+	3+	2+	DbI
Adams, Hailey .....	5			2		1	5	2
Bokunewicz, Maya .....	5	1				1		
Clifton, Kennedy .....	1					1		
Conley, Layla .....								
Ennis, Dominique .....	19	2		2		7		
Fisher, Malia .....	14	4		5	2	6	4	3
Gooden, Trinity .....	1				1			1
Hayes, Shelby .....	5				1			
Jackson, Destiny .....	16	1		1	9	3		1
Klaczek, Emily .....	6			1		4		1
Ngulefac, Sussy .....	2						1	
Owens-Barnett, Jazzy .....	9	1			1	2		
Rickard, Pace .....								
Samb, Fatou .....	1						2	
Zhang, Ashlyn .....								

#### Career

Adams, Hailey .....	4			2		1	5	2
Bokunewicz, Maya .....	19	3		2	1	2	2	2
Clifton, Kennedy .....	3					1		
Conley, Layla .....								
Ennis, Dominique .....	25	2			2	9		
Fisher, Malia .....	46	10		17	7	16	15	13
Gooden, Trinity .....	6				3	1	1	
Hayes, Shelby .....	8			1	1			1
Jackson, Destiny .....	49	2	1	3	32	14	3	2
Klaczek, Emily .....	30	3		1	3	7		1
Ngulefac, Sussy .....	33	4		1			11	1
Owens-Barnett, Jazzy .....	14	1			3	3		
Rickard, Pace .....								
Samb, Fatou .....	4					1	2	
Zhang, Ashlyn .....								

# LINDSAY EDMONDS

SHELLEY PENNINGTON AND FRIENDS  
HEAD COACH - 3RD SEASON



Entering her third season as head coach in 2023-24, Lindsay Edmonds has already set a new standard for Rice women's basketball.

Through her first two seasons with the Owls, Edmonds has achieved the best win percentage in the first two seasons (.627), most wins in first two seasons (37), the most wins in a head coach's second season (23) and is one of two head coaches to open their Rice WBB career with back-to-back winning seasons.

In just her second season as head coach, the 2022-23 Owls had a historic season finishing with a 23-9 (13-7 C-USA) record. Rice had the best start in program history at 9-0

featuring back-to-back wins over Power 5 opponents at Texas A&M and against TCU. The Owls also earned their first postseason appearance and win under Edmonds in the 2023 WNIT against BYU.

In total, Rice defeated four current/future Power 5 schools on the season (Texas A&M, TCU, Houston, BYU). Edmonds was named ESPN's Coach of the Week following her team's win against the Horned Frogs. Rice also had two postseason honorees with Malia Fisher and Ashlee Austin earning All-C-USA Second Team honors.

Her first season with the Owls in 2021-22 saw a short-handed Rice team go 14-13 (8-9 C-USA). Despite losing four of five starters from the previous year's team, Edmonds and the Owls closed the 2021-22 season with a ton of momentum by winning nine of their final 15 games and advancing to the quarterfinals of the C-USA Championship with a convincing 80-62 win over Marshall in the second round.

Injuries limited the Owls to an eight-man rotation for much of the season, but a young Rice team with three freshmen in the starting lineup went 8-4 over their final 12 C-USA contests. Rice had three players earn All-C-USA postseason honors, with sophomore forward Ashlee Austin earning a spot on the Second Team. Malia Fisher was named to the All-Freshman Team while also earning All-Conference Honorable Mention accolades while Destiny Jackson also earned Honorable Mention honors in her first full season as the team's starting point guard.

Edmonds was named the sixth head coach of the Owls on April 23, 2021, coming to Rice after eight successful seasons with the Wolfpack. She served as an assistant coach from 2013-18, adding Recruiting Coordinator duties in 2018, before being elevated to associate head coach prior to the start of the 2019-20 campaign.

During her tenure in Raleigh, N.C., Edmonds and head coach Wes Moore

led the Wolfpack to an overall record of 190-65, including an 89-39 mark in the ACC, along with five NCAA Tournament appearances and three NCAA Tournament Sweet 16 berths (2018, 2019, 2021).

In her eight seasons with the Wolfpack, Edmonds has helped develop three WNBA Draft picks, including two first round selections in Kiara Leslie (R1-P10, 2019) and Markeisha Gatling (R1-P10, 2014).

The Wolfpack is coming off of a 2020-21 campaign in which Edmonds helped guide the team to their third consecutive Sweet 16 appearance and a 22-3 record. NC State won the ACC Tournament for a second straight year and finished the season ranked No. 7 in the WBCA Top 25 Coaches Poll.

Edmonds and the Wolfpack won the program's first conference tournament since 1991 in 2019-20, posting a 28-4 overall record as they compiled the most single-season conference wins in program history.

In 2018-19 the Wolfpack achieved the longest winning streak (21 games) in program history and recorded the best start in program history (21-0) as well, advancing to their second straight Sweet 16. That same year, Edmonds helped bring in the No. 7 ranked recruiting class in the nation according to ESPN.

The year prior (2017-18), NC State won 26 games and returned to the Sweet 16 for the first time since 2007.

In her first season at NC State (2013-14), Edmonds helped lead the Pack to a 25-8 record and an NCAA Tournament appearance. After an 18-15 campaign in 2014-15 and a 20-11 season in 2015-16, Edmonds guided NC State to second round of the NCAA Tournament in 2016-17 with a 23-9 record. That season, she also helped author upsets of four top-15 teams: No. 2 Notre Dame, at No. 6 Florida State, No. 12 Duke and at No. 9 Louisville.

Prior to her move to NC State, Edmonds was an assistant coach at James Madison University from 2009-13. In her four seasons with the Dukes, the team won two Colonial Athletic Association (CAA) championships, played in two NCAA Tournaments and made two WNIT appearances.

Edmonds' first collegiate coaching stop came at her alma mater, Appalachian State, from 2007-09. Edmonds was recruiting coordinator and worked with the Mountaineer backcourt. In 2005-06, she served as assistant coach at Andrew High School in High Point, N.C., and also coached the AAU elite Team Phoenix.

Edmonds (then Lindsay Smith) was a four-year starter and 1,000 point scorer at Appalachian State. She holds the school record for career three-pointers (177) and was a team co-captain in her final two seasons. She led the Mountaineers in assists during her junior and senior years.

Edmonds is a native of Winston-Salem, N.C., and holds a bachelor's degree in health promotions and is also a graduate of the NCAA Women's Coaches Academy.

Edmonds is married to Ulrick Edmonds and the couple has three daughters – Nylah, Halyn and Ahlyna.

# COACH EDMONDS: THE BREAKDOWN



## EDMONDS: SAVE THE DATE

- APRIL 23, 2021**  
EDMONDS NAMED HEAD COACH OF RICE
- NOV. 9, 2021**  
EDMONDS WINS DEBUT VS ST. EDWARD'S 84-41
- JAN. 27, 2022**  
EARNS FIRST C-USA VICTORY VS. LA TECH 72-64
- MARCH 9, 2022**  
DEFEATS MARSHALL 80-62 IN C-USA SECOND ROUND
- NOV. 27, 2022**  
EARNS THE PROGRAM'S FIRST 6-0 START AND EDMONDS' FIRST POWER-5 WIN AT TEXAS A&M 66-58
- DEC. 2, 2022**  
EARNS BACK-TO-BACK POWER-5 WINS AFTER DEFEATING TCU 68-58
- DEC. 5, 2022**  
EDMONDS NAMED ESPN'S COACH OF THE WEEK, OWLS RECEIVING VOTES IN THE AP TOP 25
- DEC. 16, 2022**  
RICE GOES UNDEFEATED NON-CONFERENCE AT 9-0 AFTER A 68-57 WIN OVER SAM HOUSTON
- MARCH 17, 2023**  
WINS POSTSEASON DEBUT ON THE ROAD AGAINST BYU 71-67 IN THE WNIT FIRST ROUND
- MAY 11, 2023**  
RICE ATHLETICS ANNOUNCES THE FIRST WOMEN'S HEAD COACHING ENDOWMENT IN RICE ATHLETICS HISTORY. SHELLEY PENNINGTON AND FRIENDS HEAD WOMEN'S BASKETBALL COACH
- JAN. 3, 2024**  
WINS AAC DEBUT 76-64 VS. WICHITA STATE
- FEB. 8, 2024**  
EARNS 50TH CAREER WIN 69-59 AT SOUTH FLORIDA BECOMING THE FASTEST COACH IN PROGRAM HISTORY TO REACH THE MILESTONE

EDMONDS VS. THE AMERICAN				
OPPONENT	ALL	HOME	AWAY	TOURNEY
CHARLOTTE	1-4	1-1	0-2	0-1
EAST CAROLINA	2-0	1-0	1-0	-
FLORIDA ATLANTIC	2-1	1-0	1-1	-
MEMPHIS	0-2	0-1	0-1	-
NORTH TEXAS	1-4	1-2	0-2	-
SOUTH FLORIDA	2-0	1-0	1-0	-
SMU	2-0	1-0	1-0	-
TEMPLE	0-1	0-1	-	-
TULANE	1-0	-	1-0	-
TULSA	1-1	1-0	0-1	-
UAB	4-1	2-0	2-1	-
UTSA	2-2	2-0	0-1	0-1
WICHITA STATE	1-0	1-0	-	-



## CAREER RECORDS

- OVERALL RECORD: 52-35
- AAC RECORD: 9-8
- CONFERENCE GAMES: 30-23
- OVERTIME GAMES (OVERALL): 1-4
- DOUBLE OVERTIME GAMES: 1-1
- QUADRUPLE OVERTIME GAMES: 0-1
- ONE-POINT GAMES: --
- GAMES DECIDED BY FIVE POINTS OR LESS: 11-11
- VS. POWER FIVE SCHOOLS: 2-5
- VS. AP TOP 25 SCHOOLS: 0-1

## EDMONDS: WHEN AND WHERE

- NOVEMBER: 13-5      HOME: 31-14
- DECEMBER: 8-5      AWAY: 20-19
- JANUARY: 11-12      NEUTRAL: 1-2
- FEBRUARY: 14-9
- MARCH: 6-4



## LINDSAY EDMONDS TIMELINE

- 2021-      Head Coach, Rice
- 2019-21      Associate Head Coach, NC State
- 2013-19      Assistant Coach, NC State
- 2009-13      Assistant Coach, JMU
- 2007-09      Assistant Coach, Appalachian State
- 2005-06      Assistant Coach, Team Phoenix/Andrews HS
- 2001-05      Player, Appalachian State

## SIXTH HEAD COACH IN RICE WBB HISTORY



## COACHING RECORD: YEAR-BY-YEAR

YEAR	SCHOOL	RECORD	CONFERENCE	CONF. FINISH	CONF. TOURNAMENT	POSTSEASON	ROUND
2021-22	RICE	14-13	8-9 (C-USA)	4TH (WEST)	QUARTERFINALS	N/A	N/A
2022-23	RICE	23-9	13-7	3RD	QUARTERFINALS	WNIT	SECOND ROUND
2023-24	RICE	15-13	9-8 (AAC)				
<b>TOTAL:</b>		<b>52-35 (.627)</b>	<b>30-24 (.600)</b>				

**EDMOND'S COACHING RECORD: BY TEAM**

TEAM	OVERALL	HOME	AWAY	NEUTRAL
ABILENE CHRISTIAN	2-0	1-0	1-0	
BYU	1-0		1-0	
CHARLOTTE	1-4	1-1	0-2	0-1
EAST CAROLINA	2-0	1-0	1-0	
FLORIDA ATLANTIC	2-1	1-0	1-1	
FLORIDA INTERNATIONAL	3-0	2-0	1-0	
GEORGIA TECH	0-1	0-1		
GONZAGA	0-1	0-1		
HOUSTON	1-1	1-0	0-1	
HOUSTON CHRISTIAN	1-0	1-0		
LOUISIANA	0-1	0-1		
LOUISIANA TECH	2-2	2-0	0-2	
MARSHALL	1-1	0-1		1-0
MEMPHIS	0-2	0-1	0-1	
MIDDLE TENNESSEE	0-3	0-1	0-2	
NORTH TEXAS	1-4	1-2	0-2	
OKLAHOMA STATE	0-1	0-1		
OLD DOMINION	0-1		0-1	
OREGON	0-1		0-1	
PACIFIC	2-0	1-0	1-0	
PRAIRIE VIEW A&M	1-0	1-0		
SAINT MARY'S (CA)	2-0	1-0	1-0	
SAM HOUSTON	2-0	1-0	1-0	
SOUTH FLORIDA	2-0	1-0	1-0	
SOUTHERN MISS	1-1	0-1	1-0	
SMU	2-0	1-0	1-0	
ST. EDWARDS	1-0	1-0		
STEPHEN F. AUSTIN	1-1	1-0	0-1	
TCU	1-1	1-0	0-1	
TEMPLE	0-1	0-1		
TEXAS A&M	1-0		1-0	
TEXAS A&M-CC	2-0	1-0	1-0	
TEXAS SOUTHERN	3-0	2-0	1-0	
TULANE	1-0		1-0	
TULSA	1-1	1-0	0-1	
UAB	4-1	2-0	2-1	
UT ARLINGTON	0-1		0-1	
UTEP	4-0	2-0	2-0	
UTSA	2-2	2-0	0-1	0-1
WESTERN KENTUCKY	1-2	0-2	1-0	
<b>WICHITA STATE</b>	<b>1-0</b>	<b>1-0</b>		

\*2023-24 OPPONENTS IN BOLD



**EDMONDS: LEAVING HER MARK...**  
(IN RICE WBB HISTORY - FIRST TWO SEASONS)

- THE BEST WIN PERCENTAGE (.627)
- TIED FOR THE MOST WINS (37)
- MOST WINS IN A SECOND SEASON (23)
- ONE OF TWO COACHES TO OPEN CAREER WITH BACK-TO-BACK WINNING SEASONS

**COACHING ENDOWMENT**

Rice Athletics announced on May 11 enhancements to the endowed fund to support the women's basketball coaching staff, elevating the existing assistant coaching endowment to a head coaching endowment. It is the first women's head coaching endowment in the history of Rice Athletics.

The Shelley Pennington Assistant Women's Basketball Coach Endowment, the first endowment of a coaching position in women's athletics at Rice, was established last fall through a \$1 million gift from the estate of Shelley Pennington. Spurred by the gift from Pennington's estate, \$2 million in additional funds were raised through the generosity of multiple donors, including Lynn Laverty Elsenhans '78, Barbara and David Gibbs, Eyvette and Tom Hetherington '94, Walter E. Greenberg '78, Karen Ostrum George '77 and Larry George, and Vicki Whamond Bretthauer '79 & Neil Bretthauer. The combined funds will create the Shelley Pennington and Friends Head Women's Basketball Coach Endowment.

The endowment is the third for Rice Athletics head coaches. The Dunlevie Family Head Football Coach endowment was created in 2018 and the Bixby Family Head Baseball Coach endowment was announced in March of 2022.


Shelley Pennington '78 played basketball during the founding years of women's intercollegiate athletics at Rice. She was a three-year letter winner

from 1976-78 and in 1977 was named the third winner of the Joyce Pounds Hardy Award which recognizes the Owls' most outstanding female student-athlete. Pennington was a member of Rice's Navy ROTC program and completed Naval flight training as part of the second class of women who were admitted to the program.

In 1985, she resigned from active duty in the Navy but continued to serve in the Naval Reserve. After leaving active duty, Pennington flew commercial airliners for TWA for 10 years before she was recruited to join UPS where she rose to the position of Chief of Pilot Safety for 757 and 767 aircraft until her retirement in 2012. She remained active in athletics and became an avid distance runner, following in her father's footsteps and competing in multiple Boston Marathons.

In addition to her athletic career at Rice, Pennington served as President of Jones College. She battled ovarian cancer and passed away in June of 2021. Her friends from Rice created the Shelley Pennington Memorial Award, which is presented annually to a junior or senior at Jones College that demonstrates the qualities that she personified – leadership, team play, and the ability to bring out the best in those around her.

**ON THE BENCH**



**Lakevia Boykin**  
Assistant Coach



**Nick Grant**  
Assistant Coach



**Danyelle Grant**  
Assistant Coach

**SUPPORT STAFF**



**Darryln McDonough**  
Director of Ops.



**Mia Gallo**  
Video Coordinator



**Solomon Tat**  
Performance Coach

# TUDOR FIELDHOUSE

## AUTRY COURT (1950-PRES.)



While the bricks and mortar which have framed the home of Rice basketball for better than 50 years remain, the interior of the fabled arena was transformed into a state-of-the-art facility with the amenities fans have come to expect from new stadiums during a foundation-to-roof renovation which occurred between the spring of 2007 and the fall of 2008 leading up to the opening of the new Tudor Field house complex.

During the renovation process, Rice University's basketball teams were displaced and played their 2007-08 seasons at venues across the city of Houston. The Rice volleyball team played the 2007 and 2008 home schedules in Fox Gymnasium.

Among the new features of Tudor Field house are a club area located behind the upper north end zone seating. The club will also offer a panoramic view of the Rice University campus. A reconfigured seating arrangement includes new mechanized seating along the sidelines which can be retracted for more court space as well as new east end zone seating for Rice students.

Amenities also include a new sound system and game information scoreboard, new concession areas and rest rooms.

At the same time, a new student-athlete excellence center including the Robert E. and Elizabeth W. Bixby Academic Center has been built between Tudor Field house and Fox Gymnasium. The center is the new home for the athletic department offices as well as training and support facilities for the Rice athletic program.

A lead naming gift from Rice University trustee and alumnus Bobby Tudor and his wife, Phoebe, allowed Rice to move forward on the \$30 million project.

The cozy dimensions and great sight lines that made Autry a feared game site in the past have been maximized in Tudor Field house. The enthusiasm of the Rice students, the "Autry Army" and band -- the famous "MOB" -- gives every visiting team an added obstacle when playing the Owls. In 1989, that reputation was enhanced when Dallas Morning News writer Steve Richardson dubbed Autry the "Jungle Gym" due to its lack of air conditioning. That deficiency was eliminated in 1991, however, when a central air conditioning system was added to the facility.

The air conditioning was of most benefit to the Rice student-body that uses the gym for its myriad recreation programs. The project was funded in part by a drive headed by Joyce Pounds Hardy-McDonald, a former member of the university's board of trustees and long-time booster of the Rice athletic program. In addition to the air-conditioning project, Autry Court underwent a number of additional renovations over the past 25 years, highlighted by a state-of-the-art low-impact wood court was installed in the spring of 2002.

Capacity for the original Autry Court was 5,000 on a permanent basis, but as many as 5,600 were wedged inside thanks to the installation of temporary bleachers on the south baseline. A record 5,680 watched the Owls' men's basketball team defeat Texas 103-97 on March 5, 1992.

The arena was originally designated "Autry Court" in memory of Mrs. James L. Autry. Her daughter, Mrs. Edward W. Kelley, made a generous donation to the gymnasium building fund in honor of her late mother, an ardent supporter of Rice.

### THE BASICS

Year Opened: 1950 (Autry Court)  
 Major Renovation: 2008 (Tudor Fieldhouse)  
 Court Redesign: 2014  
 Court Redesign: 2023  
 Capacity: 5,208

**HOME GAMES**  
 Autry Court: 369 (246-123, .667)  
 Tudor Fieldhouse: 227 (152-75, .676)  
 Sharp Gym: 9 (4-5, .444)  
 Fertitta Center: 1 (1-0, 1.000)  
 Hofheinz Pavilion: 1 (1-0, 1.000)  
 Reliant Arena: 1 (1-0, 1.000)  
 Total Home Games: 608 (405-203, .667)

### PACK THE FIELDHOUSE

- All-Time Attendance Record (WBB)**
- 3,704 - Hawai'i 2-22-98 (Autry Court)
  - 3,511 - Texas Tech 12-30-02 (Autry Court)
  - 2,606 - Louisiana Tech 3-2-19 (Tudor Fieldhouse)
  - 2,603 - Texas Tech 12-28-00 (Autry Court)
  - 2,528 - Texas Tech 3-1-12 (Tudor Fieldhouse)
  - 2,318 - Baylor 11-27-12 (Tudor Fieldhouse)
  - 2,152 - SMU 12-12-18 (Tudor Fieldhouse)

- Ranked Home Wins**
- 12-01-06 .....No. 10 Texas A&M ..... 79-66
  - 11-21-05 .....No. 14 Texas Tech ..... 73-70
  - 01-05-04 .....No. 8 Louisiana Tech ..... 86-85
  - 02-21-02 .....No. 7 Louisiana Tech ..... 57-56
  - 12-01-01 .....No. 22 George Washington ..... 67-54
  - 02-27-98 .....No. 18 Utah ..... 59-48
  - 02-22-98 .....No. 16 Hawai'i ..... 76-71
  - 12-03-96 .....No. 20 Arkansas ..... 77-61

### BOBBY TUDOR



### YEAR-BY-YEAR

SEASON	RECORD	PERCENTAGE
(Autry Court)		
1978-79	6-6	.500
1979-80	5-3	.625
1980-81	10-3	.770
1981-82	8-2	.800
1892-83	6-6	.500
1983-84	6-6	.500
1984-85	4-8	.333
1985-86	6-7	.462
1986-87	7-5	.583
1987-88	8-5	.615
1988-89	11-5	.688
1989-90	4-8	.333
1990-91	7-7	.500
1991-92	9-5	.642
1992-93	8-6	.571
1993-94	9-4	.692
1994-95	6-6	.500
1995-96	8-4	.667
1996-97	9-4	.692
1997-98	13-0	1.000
1998-99	10-3	.769
1999-00	11-2	.846
2000-01	10-3	.769
2001-02	12-1	.923
2002-03	10-3	.769
2003-04	10-4	.714
2004-05	12-1	.923
2005-06	10-3	.769
2006-07	11-3	.785
(Sharp Gym, Hofheinz Pavilion, Reliant Arena)		
2007-08	6-5	.545
(Tudor Fieldhouse)		
2008-09	6-9	.400
2009-10	10-3	.769
2010-11	7-6	.538
2011-12	9-5	.642
2012-13	12-4	.750
2013-14	6-8	.428
2014-15	8-8	.500
2015-16	4-10	.286
2016-17	13-5	.722
2017-18	13-1	.928
2018-19	13-0	1.000
2019-20	13-1	.928
2020-21	8-1	.889
2021-22	9-6	.600
2022-23	13-2	.867
2023-24*	9-6	.600

\*One game played at Fertitta Center

**RICE AT HOME**  
 Seasons at .500 or better: 40  
 Seasons at .750 or better: 18  
 Seasons at .900 or better: 6  
 Undeclared Seasons: 2

**GONE STREAKING**  
 Current Rice Home Streak: L2

Longest Rice Home Win Streaks: (Began-Ended)  
**19.** 11-30-19 (N. Arizona) - 3-06-21 (UNT)  
**19.** 02-08-97 (Fresno St.) - 12-06-98 (#14 Texas Tech)  
**16.** 3/3/18 (UNT) - 11/17/19 (# 5 Texas A&M)  
**16.** 3/16/17 (Lamar) - 3/1/18 (LA Tech)



2023-24 AMERICAN ATHLETIC CONFERENCE STANDINGS										AAC SCHEDULE	
SCHOOL		CONFERENCE W-L PCT GB	OVERALL W-L PCT	H	A	N	STRK				
	Tulsa	12-5 .706 --	22-8 .733	13-1	5-6	4-1	W4			<b>Tuesday - March 5</b>	
	North Texas	12-5 .706 --	22-7 .759	11-2	9-5	2-0	W3			East Carolina at Charlotte ..... 5:30 p.m.	
	Temple	12-5 .706 --	18-11 .621	9-6	6-4	1-1	W1			Wichita State at UAB ..... 6 p.m.	
	Charlotte	9-8 .529 3	16-13 .552	10-3	5-8	1-2	L1			Tulsa at Tulane ..... 6 p.m.	
	UTSA	9-8 .529 3	15-13 .536	8-4	7-9	0-0	W1			<b>Rice at UTSA</b> ..... 6:30 p.m.	
	Memphis	9-8 .529 3	13-15 .464	8-5	4-8	1-2	W5			Memphis at North Texas ..... 6:30 p.m.	
	UAB	9-8 .529 3	18-11 .621	11-4	6-6	1-1	L3			South Florida at SMU ..... 7 p.m.	
	Rice	9-8 .529 3	15-13 .536	9-6	6-7	0-0	L4			<b>Wednesday - March 6</b>	
	South Florida	9-8 .529 3	17-13 .567	11-5	4-5	2-3	W1			Florida Atlantic at Temple ..... 6 p.m.	
	East Carolina	8-9 .471 4	15-13 .563	10-6	5-5	0-2	L2			*All times are central	
	SMU	8-9 .471 4	14-14 .500	10-6	4-6	0-2	L1				
	Florida Atlantic	6-11 .353 6	11-17 .393	5-8	5-8	0-0	W2				
	Wichita State	4-13 .235 8	8-21 .276	6-10	1-10	1-1	L3				
	Tulane	3-14 .176 9	10-18 .357	8-7	2-9	0-2	L7				

AAC HONORS	
<p><b>PLAYER OF THE WEEK</b></p> <p>11/13 ..... Delanie Crawford, Tulsa                      11/20 ..... Tiara Young, SMU                      11/27 ..... Temira Poindexter, Tulsa                      12/4 ..... Danae McNeal, ECU                      12/11 ..... DesiRay Kernal, UNT                      12/18 ..... Mia Moore, UAB                      12/26 ..... Amiya Joyner, ECU                      1/1 ..... Tre'Zure Jobe, Wichita State                      1/8 ..... Dazia Lawrence, Charlotte                      1/15 ..... Tiara Young, SMU                      1/22 ..... Temira Poindexter, Tulsa                      1/29 ..... DesiRay Kernal, UNT                      2/5 ..... Danae McNeal, ECU  <b>2/12 ..... Jazy Owens-Barnett, Rice</b>                      2/19 ..... Jordyn Jenkins, UTSA                      2/26 ..... Dazia Lawrence, Charlotte                      3/4 ..... Temira Poindexter, Tulsa</p> <p><b>PRESEASON PLAYER OF THE YEAR</b>                      Danae McNeal ..... East Carolina</p> <p><b>PRESEASON ALL-CONFERENCE FIRST TEAM</b></p> <p>Amiya Joyner ..... East Carolina                      Danae McNeal ..... East Carolina*                      Madison Griggs ..... Memphis                      Sammie Puisis ..... South Florida                      Temira Poindexter ..... Tulsa</p> <p><b>SECOND TEAM</b></p> <p>Dazia Lawrence ..... Charlotte                      Aniya Hubbard ..... Florida Atlantic  <b>Malia Fisher ..... Rice</b>                      Aleah Nelson ..... Temple                      Jordyn Jenkins ..... UTSA  <small>*denotes unanimous selection</small></p>	<p><b>FRESHMAN OF THE WEEK</b></p> <p>Karina Gordon, ECU ..... 11/13                      Vittoria Blasign, USF ..... 11/20                      Salese Blow, Wichita State ..... 11/27                      Jade Weathersby, UAB ..... 12/4                      Vittoria Blasign, USF ..... 12/11                      Jade Weathersby, UAB ..... 12/18                      Idara Udo, UTSA ..... 12/26                      Vittoria Blasign, USF ..... 1/1                      Karina Gordon, ECU ..... 1/8                      Vittoria Blasign, USF ..... 1/15                      Aysia Proctor, UTSA ..... 1/22                      Mady Cartwright, Tulsa ..... 1/29                      Vittoria Blasign, USF ..... 2/5                      Aysia Proctor, UTSA ..... 2/12                      Aysia Proctor, UTSA ..... 2/19                      Vittoria Blasign, USF ..... 2/26                      Salese Blow, Wichita State ..... 3/4</p> <p><b>2023-24 AAC PRESEASON POLL</b></p> <p>1. South Florida (10) ..... 166                      2. East Carolina (4) ..... 159  <b>3. Rice ..... 135</b>                      4. SMU ..... 118                      5. Memphis ..... 115                      6. Tulane ..... 110                      7. Tulsa ..... 104                      8. UTSA ..... 75                      9. Temple ..... 72                      10. Charlotte ..... 62                      11. Wichita State ..... 53                      12. North Texas ..... 47                      13. UAB ..... 30                      14. Florida Atlantic ..... 28</p>

AAC LEADERS	
<p><b>TEAM STATS</b></p> <p><b>SCORING OFFENSE</b></p> <p>1. North Texas ..... 75.39                      6. Rice ..... 68.52</p> <p><b>SCORING DEFENSE</b></p> <p>1. East Carolina ..... 58.86                      3. Rice ..... 62.57</p> <p><b>FG PERCENTAGE</b></p> <p>1. North Texas ..... 467                      6. Rice ..... 404</p> <p><b>FG% DEFENSE</b></p> <p>1. UTSA ..... 363                      7. Rice ..... 390</p> <p><b>3FG PERCENTAGE</b></p> <p>1. UAB ..... 364                      2. Rice ..... 331</p> <p><b>3FG% DEFENSE</b></p> <p>1. North Texas ..... 258                      7. Rice ..... 294</p> <p><b>FT PERCENTAGE</b></p> <p>3. Rice ..... 766</p>	<p><b>INDIVIDUAL STATS</b></p> <p><b>POINTS PER GAME</b></p> <p>1. T. Poindexter, Tulsa 20.38                      2. D. McNeal, ECU ..... 19.82                      15. Ennis, Rice ..... 12.70</p> <p><b>FIELD GOAL PERCENTAGE</b></p> <p>1. T. Lampkin, UNT ..... 647                      2. A. Abdur-Rahim, SMU532</p> <p><b>ASSISTS PER GAME</b></p> <p>1. D. DeShields, UAB ..... 5.17                      2. K. White, UTSA ..... 5.05                      8. Jackson, Rice ..... 3.30</p> <p><b>3-PT PERCENTAGE</b></p> <p>1. M. Walsh, UAB ..... 434                      5. Ennis, Rice ..... 366</p> <p><b>FT PERCENTAGE</b></p> <p>1. Jackson, Rice ..... 881                      10. Owens-Barnett, Rice.763</p>



## 2023-24 Rice Women's Basketball Combined Team Statistics All games

### Game Records

Record	Overall	Home	Away	Neutral
ALL GAMES	15-13	9-6	6-7	0-0
CONFERENCE	9-8	5-4	4-4	0-0
NON-CONFERENCE	6-5	4-2	2-3	0-0

### Score by Periods

Team	1st	2nd	3rd	4th	OT	TOT
Rice	460	446	502	503	8	1919
Opponents	445	420	424	490	21	1800

### Team Box Score

No.	Player	Total			3-Point		F-Throw		Rebounds				Other Stats									
		GP-GS	MIN	AVG	FG-FGA	FG%	3FG-3FGA	3FG%	FT-FTA	FT%	OFF	DEF	TOT	AVG	PF	DQ	A	TO	BLK	STL	PTS	AVG
1	FISHER, Malia	22-19	637:49	29.0	99-227	.436	10-46	.217	59-72	.819	37	108	145	6.6	62	3	36	58	19	37	267	12.1
11	ENNIS, Dominique	28-25	857:42	30.6	120-302	.397	58-175	.331	35-41	.854	18	61	79	2.8	58	2	43	47	5	39	333	11.9
5	JACKSON, Destiny	28-28	783:41	28.0	114-261	.437	10-56	.179	73-86	.849	37	100	137	4.9	56	0	97	62	6	36	311	11.1
30	OWENS-BARNETT, Jazzy	25-0	447:19	17.9	53-154	.344	15-36	.417	76-98	.776	9	34	43	1.7	43	2	40	40	1	26	197	7.9
2	KLACZEK, Emily	27-13	497:15	18.4	59-143	.413	26-67	.388	24-32	.750	22	67	89	3.3	51	0	28	33	1	28	168	6.2
14	BOKUNEWICZ, Maya	27-1	458:03	17.0	56-164	.341	39-110	.355	13-16	.813	14	46	60	2.2	29	0	14	24	2	18	164	6.1
44	HAYES, Shelby	18-18	303:60	16.9	43-89	.483	0-0	.000	14-18	.778	33	35	68	3.8	31	0	21	24	3	7	100	5.6
20	ADAMS, Hailey	26-12	554:01	21.3	52-130	.400	1-3	.333	33-50	.660	47	83	130	5.0	48	2	34	44	20	17	138	5.3
35	NGULEFAC, Sussy	13-0	157:28	12.1	27-40	.675	0-0	.000	12-19	.632	10	21	31	2.4	22	0	5	15	3	2	66	5.1
33	SAMB, Fatou	27-6	359:30	13.3	27-59	.458	0-0	.000	21-34	.618	24	36	60	2.2	46	0	15	24	10	4	75	2.8
32	GOODEN, Trinity	21-18	393:39	18.7	19-67	.284	3-9	.333	17-23	.739	13	15	28	1.3	46	2	26	22	5	4	58	2.8
23	CLIFTON, Kennedy	16-0	173:30	10.8	13-54	.241	5-23	.217	4-6	.667	11	14	25	1.6	22	1	10	9	1	9	35	2.2
12	CONLEY, Layla	3-0	08:26	2.8	1-3	.333	0-2	.000	3-3	1.000	1	0	1	0.3	2	0	0	1	0	0	5	1.7
4	RICKARD, Pace	4-0	07:04	1.8	0-3	.000	0-0	.000	1-2	.500	2	0	2	0.5	1	0	1	0	0	0	1	0.3
24	ZHANG, Ashlyn	4-0	10:35	2.6	0-1	.000	0-0	.000	1-2	.500	2	1	3	0.8	1	0	1	3	0	0	1	0.3
Team											62	78	140					20				
<b>Total</b>		<b>28</b>	<b>5650</b>		<b>683-1697</b>	<b>.402</b>	<b>167-527</b>	<b>.317</b>	<b>386-502</b>	<b>.769</b>	<b>342</b>	<b>699</b>	<b>1041</b>	<b>37.2</b>	<b>518</b>	<b>12</b>	<b>371</b>	<b>426</b>	<b>76</b>	<b>227</b>	<b>1919</b>	<b>68.5</b>
<b>Opponents</b>		<b>28</b>	<b>5650</b>		<b>648-1603</b>	<b>.404</b>	<b>140-449</b>	<b>.312</b>	<b>364-515</b>	<b>.707</b>	<b>315</b>	<b>710</b>	<b>1025</b>	<b>36.6</b>	<b>495</b>	<b>10</b>	<b>349</b>	<b>477</b>	<b>94</b>	<b>199</b>	<b>1800</b>	<b>64.3</b>

### Team Statistics

	RICE	OPP
<b>Scoring</b>	<b>1919</b>	<b>1800</b>
Points per game	68.5	64.3
Scoring margin	+4.3	-
<b>Field goals-att</b>	<b>683-1697</b>	<b>648-1603</b>
Field goal pct	.402	.404
<b>3 point fg-att</b>	<b>167-527</b>	<b>140-449</b>
3-point FG pct	.317	.312
3-pt FG made per game	6.0	5.0
<b>Free throws-att</b>	<b>386-502</b>	<b>364-515</b>
Free throw pct	.769	.707
F-Throws made per game	13.8	13.0
<b>Rebounds</b>	<b>1041</b>	<b>1025</b>
Rebounds per game	37.2	36.6
Rebounding margin	+0.6	-
<b>Assists</b>	<b>371</b>	<b>349</b>
Assists per game	13.3	12.5
<b>Turnovers</b>	<b>426</b>	<b>477</b>
Turnovers per game	15.2	17.0
Turnover margin	+1.8	-
Assist/turnover ratio	0.9	0.7
<b>Steals</b>	<b>227</b>	<b>199</b>
Steals per game	8.1	7.1
<b>Blocks</b>	<b>76</b>	<b>94</b>
Blocks per game	2.7	3.4
<b>Winning streak</b>	<b>0</b>	<b>-</b>
Home win streak	0	-
<b>Attendance</b>	<b>12250</b>	<b>20021</b>
Home games-Avg/Game	15-817	13-1540
Neutral site-Avg/Game	-	0-0

### Team Results

Date	Opponent		Score	Att.
11/06/2023	Houston Christian	W	70-38	622
11/09/2023	at Abilene Christian	W	69-58	1040
11/12/2023	at TCU	L	42-67	1788
11/16/2023	Georgia Tech	L	75-78	1088
11/19/2023	Saint Mary's (CA)	W	73-62	541
11/25/2023	at SFA	L	56-67	751
11/29/2023	Texas Southern	W	74-44	591
12/02/2023	at A&M-Corpus Christi	W	84-56	824
12/09/2023	Gonzaga	L	72-80	1367
12/16/2023	Prairie View	W	85-59	765
12/20/2023	at Houston	Lot	63-71	1033
01/03/2024	Wichita St.	W	76-64	424
01/07/2024	at SMU	W	65-63	985
01/11/2024	Charlotte	L	54-61	697
01/14/2024	South Fla.	W	67-64	893
01/17/2024	at East Carolina	W	80-67	5552
01/20/2024	at Tulane	W	61-44	983
01/24/2024	at Tulsa	L	65-70	1768
01/27/2024	Memphis	L	66-73	841
01/31/2024	SMU	W	69-60	804
02/03/2024	at Fla. Atlantic	L	63-68	484
02/07/2024	at South Fla.	W	69-59	3005
02/10/2024	Tulsa	W	78-66	814
02/14/2024	East Carolina	W	75-57	623
02/17/2024	at UAB	L	74-87	927
02/20/2024	at Memphis	Lot	74-79	881
02/25/2024	Temple	L	66-75	1109
03/02/2024	North Texas	L	54-63	1071



### GAME 1 | Rice 70 - HCU 38 Tudor Fieldhouse • 11/6/23

Houston Christian (0-1,0-0 Southland) vs- Rice (1-0,0-0 AAC)  
11/06/23 at Tudor Fieldhouse, Houston, TX

Date: 11/06/23  
Time: 7:00 PM  
Attendance: 622  
Site: Tudor Fieldhouse, Houston, TX  
Referees: Tanner Gray, Timothy Bryant, D'Lynn Schertz

Score By Period table showing 1, 2, 3, 4, Total scores for Houston Christian and Rice.

#### Houston Christian 38

Player performance table for Houston Christian with columns for #, Player, GS, MIN, FG, 3PT, FT, ORB-DRB, REB, PF, A, TO, BLK, STL, PTS.

Team Summary table for Houston Christian with columns for FG, 3PT, FT and 1st, 2nd, 3rd, 4th Quarter statistics.

Technical Fouls: none Second Chance Points: 9 Scores Tied: 0 times(s) Points In The Paint: 18 Fast Break Points: 4  
Lead Changed: 0 times(s) Points off Turnovers: 18 Bench Points: 15 Largest Lead: 0 0 0

#### Rice 70

Player performance table for Rice with columns for #, Player, GS, MIN, FG, 3PT, FT, ORB-DRB, REB, PF, A, TO, BLK, STL, PTS.

Team Summary table for Rice with columns for FG, 3PT, FT and 1st, 2nd, 3rd, 4th Quarter statistics.

Technical Fouls: none Second Chance Points: 6 Scores Tied: 0 times(s) Points In The Paint: 24 Fast Break Points: 9  
Lead Changed: 0 times(s) Points off Turnovers: 17 Bench Points: 31 Largest Lead: 0 0



### GAME 2 | Rice 69 - ACU 58 Moody Coliseum • 11/9/23

Rice (2-0,0-0 AAC) vs- Abilene Christian (1-1,0-0 WAC)  
11/09/23 at Moody Coliseum, Abilene, TX

Date: 11/09/23  
Time: 7:00 PM  
Attendance: 1,040  
Site: Moody Coliseum, Abilene, TX  
Referees: Philip Guinn, Simona Sandoval, Rochelle Bennett

Score By Period table showing 1, 2, 3, 4, Total scores for Rice and Abilene Christian.

#### Rice 69

Player performance table for Rice with columns for #, Player, GS, MIN, FG, 3PT, FT, ORB-DRB, REB, PF, A, TO, BLK, STL, PTS.

Team Summary table for Rice with columns for FG, 3PT, FT and 1st, 2nd, 3rd, 4th Quarter statistics.

Technical Fouls: none Second Chance Points: 12 Scores Tied: 0 times(s) Points In The Paint: 22 Fast Break Points: 5  
Lead Changed: 0 times(s) Points off Turnovers: 22 Bench Points: 38 Largest Lead: 0 0

#### Abilene Christian 58

Player performance table for Abilene Christian with columns for #, Player, GS, MIN, FG, 3PT, FT, ORB-DRB, REB, PF, A, TO, BLK, STL, PTS.

Team Summary table for Abilene Christian with columns for FG, 3PT, FT and 1st, 2nd, 3rd, 4th Quarter statistics.

Technical Fouls: none Second Chance Points: 6 Scores Tied: 0 times(s) Points In The Paint: 24 Fast Break Points: 9  
Lead Changed: 0 times(s) Points off Turnovers: 17 Bench Points: 31 Largest Lead: 0 0



### GAME 3 | Rice 42 - TCU 67 Schollmaier Arena • 11/12/23

Rice (2-1,0-0 AAC) vs- TCU (3-0,0-0 Big 12)  
11/12/23 at Ed and Rae Schollmaier Arena, Fort Worth, TX

Date: 11/12/23  
Time: 1:00 PM  
Attendance: 1,788  
Site: Ed and Rae Schollmaier Arena, Fort Worth, TX  
Referees: Nicole Leon, Corey Malone, Doug Knight

Score By Period table showing 1, 2, 3, 4, Total scores for Rice and TCU.

#### Rice 42

Player performance table for Rice with columns for #, Player, GS, MIN, FG, 3PT, FT, ORB-DRB, REB, PF, A, TO, BLK, STL, PTS.

Team Summary table for Rice with columns for FG, 3PT, FT and 1st, 2nd, 3rd, 4th Quarter statistics.

Technical Fouls: none Second Chance Points: 4 Scores Tied: 2 times(s) Points In The Paint: 16 Fast Break Points: 2  
Lead Changed: 1 times(s) Points off Turnovers: 9 Bench Points: 24 Largest Lead: 0 0

#### TCU 67

Player performance table for TCU with columns for #, Player, GS, MIN, FG, 3PT, FT, ORB-DRB, REB, PF, A, TO, BLK, STL, PTS.

Team Summary table for TCU with columns for FG, 3PT, FT and 1st, 2nd, 3rd, 4th Quarter statistics.

Technical Fouls: none Second Chance Points: 17 Scores Tied: 2 times(s) Points In The Paint: 20 Fast Break Points: 11  
Lead Changed: 1 times(s) Points off Turnovers: 5 Bench Points: 12 Largest Lead: 0 0



### GAME 4 | Rice 75 - Georgia Tech 78 Tudor Fieldhouse • 11/16/23

Georgia Tech (3-0,0-0 ACC) vs- Rice (2-2,0-0 AAC)  
11/16/23 at Tudor Fieldhouse, Houston, TX

Date: 11/16/23  
Time: 7:00 PM  
Attendance: 1,088  
Site: Tudor Fieldhouse, Houston, TX  
Referees: Courtney Robinson, Teresa Stuck, Carla Fountain

Score By Period table showing 1, 2, 3, 4, Total scores for Georgia Tech and Rice.

#### Georgia Tech 78

Player performance table for Georgia Tech with columns for #, Player, GS, MIN, FG, 3PT, FT, ORB-DRB, REB, PF, A, TO, BLK, STL, PTS.

Team Summary table for Georgia Tech with columns for FG, 3PT, FT and 1st, 2nd, 3rd, 4th Quarter statistics.

Technical Fouls: none Second Chance Points: 20 Scores Tied: 3 times(s) Points In The Paint: 32 Fast Break Points: 10  
Lead Changed: 2 times(s) Points off Turnovers: 21 Bench Points: 16 Largest Lead: 0 0

#### Rice 75

Player performance table for Rice with columns for #, Player, GS, MIN, FG, 3PT, FT, ORB-DRB, REB, PF, A, TO, BLK, STL, PTS.

Team Summary table for Rice with columns for FG, 3PT, FT and 1st, 2nd, 3rd, 4th Quarter statistics.

Technical Fouls: none Second Chance Points: 17 Scores Tied: 3 times(s) Points In The Paint: 30 Fast Break Points: 7  
Lead Changed: 2 times(s) Points off Turnovers: 29 Bench Points: 27 Largest Lead: 0 0





GAME 9 | Rice 72 - #23 Gonzaga 80
Tudor Fieldhouse • 12/9/23

Gonzaga (10-2,0-0 WCC) -vs- Rice (5-4,0-0 AAC)
12/09/23 at Tudor Fieldhouse, Houston, TX

Date: 12/09/23
Time: 2:00 PM
Attendance: 1,367
Site: Tudor Fieldhouse, Houston, TX
Referees: Courtney Robinson, Rod Creech, Katie Lukianich

Score By Period table showing points for Gonzaga and Rice in each quarter, ending with Gonzaga 80 and Rice 72.

Gonzaga 80

Player performance table for Gonzaga, listing players like Hollingsworth, Eliza and their stats.

Team Summary table for Gonzaga, including FG, 3PT, FT, and FT% for each quarter and totals.

Technical Fouls: none Second Chance Points: 10 Scores Tied: 0 times(s) Points in the Paint: 36 Fast Break Points: 7
Lead Changed: 0 times(s) Points off Turnovers: 15 Bench Points: 11 Largest Lead: 0 0

Rice 72

Player performance table for Rice, listing players like Jackson, Destiny and their stats.

Team Summary table for Rice, including FG, 3PT, FT, and FT% for each quarter and totals.

Technical Fouls: (1) Ennis,Dominique Second Chance Points: 9 Scores Tied: 0 times(s) Points in the Paint: 48 Fast Break Points: 8
Lead Changed: 0 times(s) Points off Turnovers: 9 Bench Points: 15 Largest Lead: 0 0

GAME 10 | Rice 85 - Prairie View A&M 59
Tudor Fieldhouse • 12/16/23

Prairie View (3-5,0-0 SWAC) -vs- Rice (6-4,0-0 AAC)
12/16/23 at Tudor Fieldhouse, Houston, TX

Date: 12/16/23
Time: 2:00 PM
Attendance: 765
Site: Tudor Fieldhouse, Houston, TX
Referees: Brianna Robinson, Tasha Smith, Saf Esho

Score By Period table showing points for Prairie View and Rice in each quarter, ending with Rice 85 and Prairie View 59.

Prairie View 59

Player performance table for Prairie View, listing players like Williams, Amauri and their stats.

Team Summary table for Prairie View, including FG, 3PT, FT, and FT% for each quarter and totals.

Technical Fouls: none Second Chance Points: 13 Scores Tied: 1 time(s) Points in the Paint: 26 Fast Break Points: 5
Lead Changed: 0 times(s) Points off Turnovers: 9 Bench Points: 28 Largest Lead: 0 0

Rice 85

Player performance table for Rice, listing players like Bokunewicz, Maya and their stats.

Team Summary table for Rice, including FG, 3PT, FT, and FT% for each quarter and totals.

Technical Fouls: none Second Chance Points: 13 Scores Tied: 1 time(s) Points in the Paint: 34 Fast Break Points: 6
Lead Changed: 0 times(s) Points off Turnovers: 24 Bench Points: 28 Largest Lead: 0 0

GAME 11 | Rice 63 - Houston 71 (OT)
Fertitta Center • 12/20/23

Rice (6-5,0-0 AAC) -vs- Houston (9-2,0-0 Big 12)
12/20/23 at Fertitta Center, Houston, TX

Date: 12/20/23
Time: 1:00 PM
Attendance: 1,033
Site: Fertitta Center, Houston, TX
Referees: Tommi Paris, Bill Lawrence, Scott Yarborough

Score By Period table showing points for Rice and Houston in each quarter and OT, ending with Houston 71 and Rice 63.

Rice 63

Player performance table for Rice, listing players like Ennis, Dominique and their stats.

Team Summary table for Rice, including FG, 3PT, FT, and FT% for each quarter and totals.

Technical Fouls: (1) Samb,Fatou Second Chance Points: 11 Scores Tied: 7 times(s) Points in the Paint: 30 Fast Break Points: 2
Lead Changed: 7 times(s) Points off Turnovers: 9 Bench Points: 23 Largest Lead: 0 0

Houston 71

Player performance table for Houston, listing players like Blair, Laila and their stats.

Team Summary table for Houston, including FG, 3PT, FT, and FT% for each quarter and totals.

GAME 12 | Rice 76 - Wichita State 64
Fertitta Center • 1/3/24

Wichita St. (5-9,1-1 AAC) -vs- Rice (7-5,1-0 AAC)
01/03/24 at Fertitta Center, Houston, TX

Date: 01/03/24
Time: 7:00 PM
Attendance: 424
Site: Fertitta Center, Houston, TX
Referees: Teresa Stack, Mark Resch, Pualani Spurlock-Welsh

Score By Period table showing points for Wichita St. and Rice in each quarter, ending with Wichita St. 64 and Rice 76.

Wichita St. 64

Player performance table for Wichita St., listing players like Biew,Salise and their stats.

Team Summary table for Wichita St., including FG, 3PT, FT, and FT% for each quarter and totals.

Technical Fouls: none Second Chance Points: 12 Scores Tied: 7 times(s) Points in the Paint: 28 Fast Break Points: 10
Lead Changed: 8 times(s) Points off Turnovers: 22 Bench Points: 11 Largest Lead: 0 0

Rice 76

Player performance table for Rice, listing players like Ennis, Dominique and their stats.

Team Summary table for Rice, including FG, 3PT, FT, and FT% for each quarter and totals.

Technical Fouls: none Second Chance Points: 13 Scores Tied: 7 times(s) Points in the Paint: 30 Fast Break Points: 21
Lead Changed: 8 times(s) Points off Turnovers: 29 Bench Points: 29 Largest Lead: 0 0

GAME 13 | Rice 65 - SMU 63
Moody Coliseum • 1/7/24

Rice (8-5,2-0 AAC) -vs- SMU (7-7,1-2 AAC)
01/07/24 at Moody Coliseum, Dallas, TX

Date: 01/07/24
Time: 2:00 PM
Attendance: 985
Site: Moody Coliseum, Dallas, TX
Referee: Kelsey Reynolds, Bryan Brunette, Cameron Inouye

Score By Period table for Game 13 showing points per quarter for Rice and SMU.

Rice 65

Main player statistics table for Rice 65, including columns for #, Player, GS, MIN, FG, 3PT, FT, ORB-DRB, REB, PF, A, TO, BLK, STL, PTS.

Team Summary table for Rice 65, showing FG, 3PT, and FT percentages and totals for each quarter and overall.

Technical Fouls: none Second Chance Points: 18 Scores Tied: 8 times(s) Points in the Paint: 26 Fast Break Points: 11
Lead Changed: 9 times(s) Points off Turnovers: 17 Bench Points: 22 Largest Lead: 0 0

SMU 63

Main player statistics table for SMU 63.

Team Summary table for SMU 63.

Technical Fouls: none Second Chance Points: 7 Scores Tied: 8 times(s) Points in the Paint: 28 Fast Break Points: 11
Lead Changed: 9 times(s) Points off Turnovers: 17 Bench Points: 8 Largest Lead: 0 0

GAME 14 | Rice 54 - Charlotte 61
Tudor Fieldhouse • 1/11/24

Charlotte (11-5,4-0 AAC) -vs- Rice (8-6,2-1 AAC)
01/11/24 at Tudor Fieldhouse, Houston, TX

Date: 01/11/24
Time: 7:00 PM
Attendance: 697
Site: Tudor Fieldhouse, Houston, TX
Referee: Ashley Birch, D'Lynn Schertz, Jules Gallien

Score By Period table for Game 14 showing points per quarter for Charlotte and Rice.

Charlotte 61

Main player statistics table for Charlotte 61.

Team Summary table for Charlotte 61.

Technical Fouls: none Second Chance Points: 1 Scores Tied: 5 times(s) Points in the Paint: 30 Fast Break Points: 15
Lead Changed: 13 times(s) Points off Turnovers: 14 Bench Points: 6 Largest Lead: 0 0

Rice 54

Main player statistics table for Rice 54.

Team Summary table for Rice 54.

Technical Fouls: none Second Chance Points: 5 Scores Tied: 5 times(s) Points in the Paint: 26 Fast Break Points: 7
Lead Changed: 13 times(s) Points off Turnovers: 15 Bench Points: 12 Largest Lead: 0 0

GAME 15 | Rice 67 - South Florida 64
Tudor Fieldhouse • 1/14/24

South Fla. (11-7,3-2 AAC) -vs- Rice (9-6,3-1 AAC)
01/14/24 at Tudor Fieldhouse, Houston, TX

Date: 01/14/24
Time: 12:00 PM
Attendance: 893
Site: Tudor Fieldhouse, Houston, TX
Referee: Brandon Enterline, Chaney Muench, Scott Yarbrough

Score By Period table for Game 15 showing points per quarter for South Fla. and Rice.

South Fla. 64

Main player statistics table for South Fla. 64.

Team Summary table for South Fla. 64.

Technical Fouls: none Second Chance Points: 13 Scores Tied: 7 times(s) Points in the Paint: 18 Fast Break Points: 2
Lead Changed: 11 times(s) Points off Turnovers: 6 Bench Points: 19 Largest Lead: 0 0

Rice 67

Main player statistics table for Rice 67.

Team Summary table for Rice 67.

Technical Fouls: none Second Chance Points: 11 Scores Tied: 7 times(s) Points in the Paint: 24 Fast Break Points: 9
Lead Changed: 11 times(s) Points off Turnovers: 17 Bench Points: 17 Largest Lead: 0 0



GAME 16 | Rice 80 - South Florida 67
Williams Arena at Minges Coliseum • 1/17/24

Rice (10-6,4-1 AAC) -vs- East Carolina (9-7,2-3 AAC)
01/17/24 at Williams Arena at Minges, Greenville, NC

Date: 01/17/24
Time: 11:00 AM
Attendance: 5,552
Site: Williams Arena at Minges, Greenville, NC
Referee: Ashley Gloss, Talisa Green, Ed Sidlasky

Score By Period table for Game 16 showing points per quarter for Rice and East Carolina.

Rice 80

Main player statistics table for Rice 80.

Team Summary table for Rice 80.

Technical Fouls: none Second Chance Points: 14 Scores Tied: 2 times(s) Points in the Paint: 34 Fast Break Points: 6
Lead Changed: 1 times(s) Points off Turnovers: 23 Bench Points: 18 Largest Lead: 0 0

East Carolina 67

Main player statistics table for East Carolina 67.

Team Summary table for East Carolina 67.

Technical Fouls: none Second Chance Points: 10 Scores Tied: 2 times(s) Points in the Paint: 44 Fast Break Points: 15
Lead Changed: 1 times(s) Points off Turnovers: 10 Bench Points: 6 Largest Lead: 0 0



GAME 17 | Rice 61 - Tulane 44
Avron B. Fogelman Arena in the Devlin Fieldhouse • 1/20/24

Rice (11-6,5-1 AAC) vs- Tulane (8-9,1-5 AAC)
01/20/24 at Avron B. Fogelman Arena in Devlin Fieldhouse, New Orleans, LA

Date: 01/20/24
Time: 2:00 PM
Attendance: 982
Site: Avron B. Fogelman Arena in Devlin Fieldhouse, New Orleans, LA
Referees: Linda Miles, Teresa Stuck, Katie Lukianich

Score By Period table with columns for 1, 2, 3, 4, Total and rows for Rice and Tulane.

Rice 61

Player statistics table for Rice with columns for #, Player, GS, MIN, FG, 3PT, FT, ORB-DRB, REB, PF, A, TO, BLK, STL, PTS.

Team Summary table for Rice with columns for FG, 3PT, FT and 1st Quarter through 4th Quarter statistics.

Technical Fouls: none
Lead Changed: 3 times(s)
Second Chance Points: 4
Points off Turnovers: 14
Scores Tied: 1 times(s)
Bench Points: 11
Points in the Paint: 18
Largest Lead: 0 0
Fast Break Points: 7

Tulane 44

Player statistics table for Tulane with columns for #, Player, GS, MIN, FG, 3PT, FT, ORB-DRB, REB, PF, A, TO, BLK, STL, PTS.

Team Summary table for Tulane with columns for FG, 3PT, FT and 1st Quarter through 4th Quarter statistics.

Technical Fouls: none
Lead Changed: 3 times(s)
Second Chance Points: 13
Points off Turnovers: 11
Scores Tied: 1 times(s)
Bench Points: 3
Points in the Paint: 28
Largest Lead: 0 0
Fast Break Points: 5

GAME 18 | Rice 65 - Tulsa 70
Reynolds Center • 1/24/24

Rice (11-7,5-2 AAC) vs- Tulsa (15-5,5-2 AAC)
01/24/24 at Donald W Reynolds Center, Tulsa, OK

Date: 01/24/24
Time: 6:30 PM
Attendance: 1,768
Site: Donald W Reynolds Center, Tulsa, OK
Referees: Ashlee Goode, Brandon Enterline, Karen Preato

Score By Period table with columns for 1, 2, 3, 4, Total and rows for Rice and Tulsa.

Rice 65

Player statistics table for Rice with columns for #, Player, GS, MIN, FG, 3PT, FT, ORB-DRB, REB, PF, A, TO, BLK, STL, PTS.

Team Summary table for Rice with columns for FG, 3PT, FT and 1st Quarter through 4th Quarter statistics.

Technical Fouls: none
Lead Changed: 0 times(s)
Second Chance Points: 9
Points off Turnovers: 13
Scores Tied: 3 times(s)
Bench Points: 29
Points in the Paint: 36
Largest Lead: 0 0
Fast Break Points: 6

Tulsa 70

Player statistics table for Tulsa with columns for #, Player, GS, MIN, FG, 3PT, FT, ORB-DRB, REB, PF, A, TO, BLK, STL, PTS.

Team Summary table for Tulsa with columns for FG, 3PT, FT and 1st Quarter through 4th Quarter statistics.

Technical Fouls: none
Lead Changed: 0 times(s)
Second Chance Points: 7
Points off Turnovers: 17
Scores Tied: 3 times(s)
Bench Points: 5
Points in the Paint: 26
Largest Lead: 0 0
Fast Break Points: 2

GAME 19 | Rice 66 - Memphis 73
Tudor Fieldhouse • 1/27/24

Memphis (7-12,3-5 AAC) vs- Rice (11-8,5-3 AAC)
01/27/24 at Tudor Fieldhouse, Houston, TX

Date: 01/27/24
Time: 2:00 PM
Attendance: 841
Site: Tudor Fieldhouse, Houston, TX
Referees: Alexis Perez, Nicole Brannon, Saif Esho

Score By Period table with columns for 1, 2, 3, 4, Total and rows for Memphis and Rice.

Memphis 73

Player statistics table for Memphis with columns for #, Player, GS, MIN, FG, 3PT, FT, ORB-DRB, REB, PF, A, TO, BLK, STL, PTS.

Team Summary table for Memphis with columns for FG, 3PT, FT and 1st Quarter through 4th Quarter statistics.

Technical Fouls: none
Lead Changed: 3 times(s)
Second Chance Points: 13
Points off Turnovers: 16
Scores Tied: 1 times(s)
Bench Points: 36
Points in the Paint: 44
Largest Lead: 0 0
Fast Break Points: 16

Rice 66

Player statistics table for Rice with columns for #, Player, GS, MIN, FG, 3PT, FT, ORB-DRB, REB, PF, A, TO, BLK, STL, PTS.

Team Summary table for Rice with columns for FG, 3PT, FT and 1st Quarter through 4th Quarter statistics.

Technical Fouls: (1) TEAM
Lead Changed: 3 times(s)
Second Chance Points: 16
Points off Turnovers: 16
Scores Tied: 1 times(s)
Bench Points: 15
Points in the Paint: 40
Largest Lead: 0 0
Fast Break Points: 7

GAME 20 | Rice 69 - SMU 60
Tudor Fieldhouse • 1/31/24

SMU (10-11,4-6 AAC) vs- Rice (12-8,6-3 AAC)
01/31/24 at Tudor Fieldhouse, Houston, TX

Date: 01/31/24
Time: 7:00 PM
Attendance: 804
Site: Tudor Fieldhouse, Houston, TX
Referees: Kristen Bell, Carla Fountain, Joseph Vasily

Score By Period table with columns for 1, 2, 3, 4, Total and rows for SMU and Rice.

SMU 60

Player statistics table for SMU with columns for #, Player, GS, MIN, FG, 3PT, FT, ORB-DRB, REB, PF, A, TO, BLK, STL, PTS.

Team Summary table for SMU with columns for FG, 3PT, FT and 1st Quarter through 4th Quarter statistics.

Technical Fouls: none
Lead Changed: 10 times(s)
Second Chance Points: 8
Points off Turnovers: 13
Scores Tied: 7 times(s)
Bench Points: 5
Points in the Paint: 42
Largest Lead: 0 0
Fast Break Points: 11

Rice 69

Player statistics table for Rice with columns for #, Player, GS, MIN, FG, 3PT, FT, ORB-DRB, REB, PF, A, TO, BLK, STL, PTS.

Team Summary table for Rice with columns for FG, 3PT, FT and 1st Quarter through 4th Quarter statistics.

Technical Fouls: none
Lead Changed: 10 times(s)
Second Chance Points: 7
Points off Turnovers: 9
Scores Tied: 7 times(s)
Bench Points: 24
Points in the Paint: 30
Largest Lead: 0 0
Fast Break Points: 4





GAME 25 | Rice 74 - UAB 87
Bartow Arena • 2/17/24

Rice (15-10,9-5 AAC) -vs- UAB (18-9,5 AAC)
02/17/24 at Bartow Arena, Birmingham, AL

Date: 02/17/24
Time: 1:00 PM
Attendance: 927
Site: Bartow Arena, Birmingham, AL
Referees: Meadow Overstreet, Talisa Green, Eric Brewton

Score By Period table for Rice vs UAB showing points per quarter and totals.

Rice 74

Main player statistics table for Rice 74, including columns for Player, GS, MIN, FG, 3PT, FT, ORB-DRB, REB, PF, A, TO, BLK, STL, PTS.

Team Summary: FG, 3PT, FT percentages for 1st, 2nd, 3rd, and 4th quarters and overall totals.

Technical Fouls: none, Second Chance Points: 14, Scores Tied: 0, Points in the Paint: 34, Fast Break Points: 13.

UAB 87

Main player statistics table for UAB 87, including columns for Player, GS, MIN, FG, 3PT, FT, ORB-DRB, REB, PF, A, TO, BLK, STL, PTS.

Team Summary: FG, 3PT, FT percentages for 1st, 2nd, 3rd, and 4th quarters and overall totals.

Technical Fouls: none, Second Chance Points: 9, Scores Tied: 0, Points in the Paint: 36, Fast Break Points: 14.



GAME 26 | Rice 74 - Memphis 79 (OT)
Elma Roane Fieldhouse • 2/20/24

Rice (15-11,9-6 AAC) -vs- Memphis (10-15,6-8 AAC)
02/20/24 at Elma Roane Fieldhouse, Memphis, TN

Date: 02/20/24
Time: 7:00 PM
Attendance: 881
Site: Elma Roane Fieldhouse, Memphis, TN
Referees: Tiara Cruise, Joseph Vaszily, Maj Forsberg

Score By Period table for Rice vs Memphis showing points per quarter and totals.

Rice 74

Main player statistics table for Rice 74, including columns for Player, GS, MIN, FG, 3PT, FT, ORB-DRB, REB, PF, A, TO, BLK, STL, PTS.

Team Summary: FG, 3PT, FT percentages for 1st, 2nd, 3rd, and 4th quarters and overall totals.

Technical Fouls: none, Second Chance Points: 7, Scores Tied: 12, Points in the Paint: 46, Fast Break Points: 14.

Memphis 79

Main player statistics table for Memphis 79, including columns for Player, GS, MIN, FG, 3PT, FT, ORB-DRB, REB, PF, A, TO, BLK, STL, PTS.

Team Summary: FG, 3PT, FT percentages for 1st, 2nd, 3rd, and 4th quarters and overall totals.

Technical Fouls: 1 (Brown,Shelbee), Second Chance Points: 10, Scores Tied: 12, Points in the Paint: 46, Fast Break Points: 11.



GAME 27 | Rice 66 - Temple 75
Tudor Fieldhouse • 2/25/24

Temple (17-10,11-4 AAC) -vs- Rice (15-12,9-7 AAC)
02/25/24 at Tudor Fieldhouse, Houston, TX

Date: 02/25/24
Time: 2:00 PM
Attendance: 1,109
Site: Tudor Fieldhouse, Houston, TX
Referees: Nicole Brannon, Scott Yarbrough, Jules Gallien

Score By Period table for Temple vs Rice showing points per quarter and totals.

Temple 75

Main player statistics table for Temple 75, including columns for Player, GS, MIN, FG, 3PT, FT, ORB-DRB, REB, PF, A, TO, BLK, STL, PTS.

Team Summary: FG, 3PT, FT percentages for 1st, 2nd, 3rd, and 4th quarters and overall totals.

Technical Fouls: 1 (Nelson,Aleah), Second Chance Points: 13, Scores Tied: 1, Points in the Paint: 30, Fast Break Points: 12.

Rice 66

Main player statistics table for Rice 66, including columns for Player, GS, MIN, FG, 3PT, FT, ORB-DRB, REB, PF, A, TO, BLK, STL, PTS.

Team Summary: FG, 3PT, FT percentages for 1st, 2nd, 3rd, and 4th quarters and overall totals.

Technical Fouls: none, Second Chance Points: 4, Scores Tied: 1, Points in the Paint: 26, Fast Break Points: 8.



GAME 28 | Rice 54 - Temple 63
Tudor Fieldhouse • 3/2/24

North Texas (22-7,12-5 AAC) -vs- Rice (15-13,9-8 AAC)
03/02/24 at Tudor Fieldhouse, Houston, TX

Date: 03/02/24
Time: 2:00 PM
Attendance: 1,071
Site: Tudor Fieldhouse, Houston, TX
Referees: Ashlee Goode, Jeffrey Smith, Denise Brooks

Score By Period table for North Texas vs Rice showing points per quarter and totals.

North Texas 63

Main player statistics table for North Texas 63, including columns for Player, GS, MIN, FG, 3PT, FT, ORB-DRB, REB, PF, A, TO, BLK, STL, PTS.

Team Summary: FG, 3PT, FT percentages for 1st, 2nd, 3rd, and 4th quarters and overall totals.

Technical Fouls: none, Second Chance Points: 7, Scores Tied: 10, Points in the Paint: 38, Fast Break Points: 2.

Rice 54

Main player statistics table for Rice 54, including columns for Player, GS, MIN, FG, 3PT, FT, ORB-DRB, REB, PF, A, TO, BLK, STL, PTS.

Team Summary: FG, 3PT, FT percentages for 1st, 2nd, 3rd, and 4th quarters and overall totals.

Technical Fouls: 7 (none), Second Chance Points: 16, Scores Tied: 10, Points in the Paint: 28, Fast Break Points: 7.



# 1 Malia FISHER

**FORWARD . 6-2 . JUNIOR-2L**  
**DACULA, GA . HEBRON CHRISTAIN ACADEMY**

## GAME-BY-GAME

Opponent	Date	GS	MIN	Total		3-Pointers		Free throws		Rebounds				PF	A	TO	BLK	STL	PTS	AVG
				FG-FGA	PCT	3FG-3FGA	PCT	FT-FTA	PCT	OFF	DEF	TOT	AVG							
Houston Christian	11/06/2023	*	25:09	3-8	.375	0-2	.000	3-4	.750	4	6	10	10.0	4	1	4	3	3	9	9.0
at Abilene Christian	11/09/2023	*	21:02	6-7	.857	1-1	1.000	0-0	.000	1	5	6	8.0	4	1	2	1	1	13	11.0
at TCU	11/12/2023	*	21:31	2-6	.333	0-0	.000	1-4	.250	0	4	4	6.7	3	1	1	0	1	5	9.0
Georgia Tech	11/16/2023	*	21:12	4-6	.667	1-3	.333	2-2	1.000	0	3	3	5.8	5	1	1	1	0	11	9.5
Saint Mary's (CA)	11/19/2023	*	33:43	3-7	.429	0-1	.000	3-4	.750	3	6	9	6.4	0	5	6	1	1	9	9.4
at SFA	11/25/2023	*	27:27	3-10	.300	0-3	.000	4-4	1.000	2	3	5	6.2	3	2	1	0	1	10	9.5
at A&M-Corpus Christi	12/02/2023	*	17:36	1-6	.167	0-2	.000	2-2	1.000	3	6	9	6.6	3	2	3	1	2	4	8.7
Gonzaga	12/09/2023	*	32:20	6-14	.429	0-1	.000	1-2	.500	1	1	2	6.0	3	1	1	0	1	13	9.3
at Houston	12/20/2023	*	40:06	3-12	.250	0-2	.000	2-2	1.000	1	9	10	6.4	3	2	5	0	1	8	9.1
Wichita St.	01/03/2024	*	26:09	4-10	.400	1-3	.333	3-3	1.000	1	4	5	6.3	2	0	4	0	3	12	9.4
at SMU	01/07/2024	*	31:44	6-16	.375	1-4	.250	2-3	.667	2	8	10	6.6	2	3	2	0	1	15	9.9
Charlotte	01/11/2024	*	33:19	6-16	.375	0-3	.000	2-4	.500	3	4	7	6.7	2	1	6	0	2	14	10.3
South Fla.	01/14/2024	*	35:09	7-15	.467	1-1	1.000	8-8	1.000	5	8	13	7.2	2	0	2	2	2	23	11.2
at East Carolina	01/17/2024	*	34:30	3-8	.375	1-3	.333	3-3	1.000	2	8	10	7.4	2	3	3	2	1	10	11.1
at Tulane	01/20/2024	*	32:27	6-10	.600	0-2	.000	2-3	.667	0	5	5	7.2	3	3	2	0	5	14	11.3
at South Fla.	02/07/2024		26:08	2-8	.250	0-1	.000	3-4	.750	0	2	2	6.9	2	3	2	3	0	7	11.1
Tulsa	02/10/2024		18:09	2-4	.500	1-2	.500	0-0	.000	0	6	6	6.8	4	0	4	1	0	5	10.7
East Carolina	02/14/2024		27:38	8-10	.800	1-1	1.000	5-5	1.000	4	4	8	6.9	1	2	0	0	3	22	11.3
at UAB	02/17/2024	*	33:43	9-21	.429	2-5	.400	0-0	.000	1	4	5	6.8	0	0	1	0	0	20	11.8
at Memphis	02/20/2024	*	27:14	3-5	.600	0-0	.000	1-1	1.000	1	5	6	6.8	5	5	3	2	5	7	11.6
Temple	02/25/2024	*	39:21	7-18	.389	0-3	.000	10-12	.833	1	7	8	6.8	4	0	2	2	3	24	12.1
North Texas	03/02/2024	*	32:13	5-10	.500	0-3	.000	2-2	1.000	2	0	2	6.6	5	0	3	0	1	12	12.1
<b>Totals</b>			<b>19 637:49</b>	<b>99-227</b>	<b>.436</b>	<b>10-46</b>	<b>.217</b>	<b>59-72</b>	<b>.819</b>	<b>37</b>	<b>108</b>	<b>145</b>	<b>6.6</b>	<b>62</b>	<b>36</b>	<b>58</b>	<b>19</b>	<b>37</b>	<b>267</b>	<b>12.1</b>

	Season-High	Career-High
Points	24, vs. Temple 2/25/24	24, vs. Temple 2/25/24
Rebounds	13, vs. USF, 1/14/24	20, vs. SFA 11/10/22
Assists	5, vs. SMC 11/19/23	5, 6x, L: vs. SMC 11/19/23
Blocks	3, vs. HCU 11/6/23	5, at Sam Houston, 12/16/21
Steals	5, at Tulane 1/20/24	5, at Tulane 1/20/24
Minutes	33, vs. SMC 11/19/23	60, at Charlotte, 1/22/22
Double Doubles	1, at SMU, 1/7/23	10, L: at SMU, 1/7/23

## HONORS

- 2023 PRESEASON ALL-AAC SECOND TEAM
- 2023 C-USA SECOND TEAM
- 2022 PRESEASON C-USA SECOND TEAM
- 2022 ALL-C-USA FRESHMAN TEAM

## CAREER STATS

SEASON	TEAM	GP-GS	MIN/AVG	Field Goals		3-Point		F-Throws		Rebounds				Scoring						
				FG-FGA	FG%	3FG-3FGA	3FG%	FT-FTA	FT%	OFF	DEF	TOT	AVG	PF-FO	A	TO	BLK	STL	PTS	AVG
2021-22	Rice	27-25	861/31.9	108-235	.460	7-37	.189	72-106	.679	75	155	230	8.5	82-4	53	93	28	45	295	10.9
2022-23	Rice	29-24	738/25.4	118-245	.482	17-45	.378	90-116	.776	58	124	182	6.3	85-3	52	59	13	34	343	11.8
2023-24	Rice	22-19	638/29.0	99-227	.436	10-46	.217	59-72	.819	37	108	145	6.6	62-3	36	58	19	37	267	12.1
<b>TOTAL</b>		<b>78-68</b>	<b>2237/28.7</b>	<b>325-707</b>	<b>.460</b>	<b>34-128</b>	<b>.266</b>	<b>221-294</b>	<b>.752</b>	<b>170</b>	<b>387</b>	<b>557</b>	<b>7.1</b>	<b>229-10</b>	<b>141</b>	<b>210</b>	<b>60</b>	<b>116</b>	<b>905</b>	<b>11.6</b>



# 2 Emily KLACZEK

**GUARD . 5-8 . JUNIOR-TR.**

**HOFFMAN ESTATES, ILL . WILLIAM FREMID / UAB**

## GAME-BY-GAME

Opponent	Date	GS	MIN	Total		3-Pointers		Free throws		Rebounds				PF	A	TO	BLK	STL	PTS	AVG
				FG-FGA	PCT	3FG-3FGA	PCT	FT-FTA	PCT	OFF	DEF	TOT	AVG							
Houston Christian	11/06/2023	*	17:23	0-6	.000	0-4	.000	6-8	.750	3	2	5	5.0	1	1	3	0	0	6	6.0
at Abilene Christian	11/09/2023	*	18:55	1-3	.333	0-1	.000	2-2	1.000	0	3	3	4.0	4	3	1	0	0	4	5.0
at TCU	11/12/2023	*	15:09	0-2	.000	0-0	.000	2-2	1.000	0	2	2	3.3	1	0	2	0	0	2	4.0
Georgia Tech	11/16/2023	*	26:43	1-5	.200	1-2	.500	2-4	.500	1	6	7	4.3	2	3	0	0	2	5	4.3
Saint Mary's (CA)	11/19/2023	*	11:39	1-5	.200	1-4	.250	2-2	1.000	1	1	2	3.8	2	0	1	0	0	5	4.4
at SFA	11/25/2023	*	11:51	1-6	.167	0-2	.000	0-0	.000	0	1	1	3.3	3	1	0	0	1	2	4.0
Texas Southern	11/29/2023	*	25:27	3-9	.333	1-5	.200	3-4	.750	0	2	2	3.1	1	3	0	0	3	10	4.9
at A&M-Corpus Christi	12/02/2023	*	15:36	3-7	.429	0-3	.000	0-0	.000	2	0	2	3.0	1	2	1	0	0	6	5.0
Gonzaga	12/09/2023	*	15:36	1-4	.250	1-3	.333	0-0	.000	0	1	1	2.8	1	1	1	0	0	3	4.8
Prairie View	12/16/2023	*	20:39	5-9	.556	2-2	1.000	0-0	.000	1	1	2	2.7	3	0	2	1	1	12	5.5
at Houston	12/20/2023	*	13:37	2-4	.500	0-1	.000	0-0	.000	2	1	3	2.7	1	0	0	0	0	4	5.4
Wichita St.	01/03/2024		10:29	2-4	.500	0-2	.000	0-0	.000	2	0	2	2.7	0	0	1	0	1	4	5.3
at SMU	01/07/2024		06:31	2-2	1.000	2-2	1.000	0-0	.000	0	3	3	2.7	2	0	1	0	0	6	5.3
Charlotte	01/11/2024		08:28	1-3	.333	1-1	1.000	0-0	.000	0	1	1	2.6	0	0	0	0	2	3	5.1
South Fla.	01/14/2024		20:00	2-3	.667	2-3	.667	2-2	1.000	0	2	2	2.5	3	0	0	0	2	8	5.3
at East Carolina	01/17/2024		14:35	3-6	.500	2-4	.500	1-2	.500	0	0	0	2.4	2	1	1	0	0	9	5.6
at Tulane	01/20/2024		08:24	0-0	.000	0-0	.000	0-0	.000	0	2	2	2.4	1	0	1	0	0	0	5.2
at Tulsa	01/24/2024		30:29	7-10	.700	1-2	.500	2-3	.667	1	8	9	2.7	2	0	1	0	4	17	5.9
Memphis	01/27/2024		24:04	2-4	.500	1-2	.500	0-0	.000	1	2	3	2.7	4	1	5	0	0	5	5.8
SMU	01/31/2024		20:54	2-9	.222	1-3	.333	0-0	.000	0	5	5	2.9	3	1	1	0	3	5	5.8
at South Fla.	02/07/2024		08:53	1-1	1.000	0-0	.000	0-0	.000	0	2	2	2.8	1	1	2	0	0	2	5.6
Tulsa	02/10/2024		29:03	5-9	.556	2-4	.500	1-1	1.000	1	4	5	2.9	3	3	0	0	1	13	6.0
East Carolina	02/14/2024		14:19	4-4	1.000	2-2	1.000	0-0	.000	1	2	3	2.9	2	0	2	0	1	10	6.1
at UAB	02/17/2024		20:18	1-2	.500	1-1	1.000	0-0	.000	0	3	3	2.9	2	3	2	0	0	3	6.0
at Memphis	02/20/2024		27:15	2-3	.667	1-1	1.000	1-2	.500	1	5	6	3.0	3	0	2	0	2	6	6.0
Temple	02/25/2024	*	26:23	3-11	.273	2-6	.333	0-0	.000	0	3	3	3.0	1	3	1	0	2	8	6.1
North Texas	03/02/2024	*	34:35	4-12	.333	2-7	.286	0-0	.000	5	5	10	3.3	2	1	2	0	3	10	6.2
<b>Totals</b>			<b>13 497:15</b>	<b>59-143</b>	<b>.413</b>	<b>26-67</b>	<b>.388</b>	<b>24-32</b>	<b>.750</b>	<b>22</b>	<b>67</b>	<b>89</b>	<b>3.3</b>	<b>51</b>	<b>28</b>	<b>33</b>	<b>1</b>	<b>28</b>	<b>168</b>	<b>6.2</b>

	Season-High	Career-High
Points	17, at Tulsa 1/24/24	26, vs. WKU 1/27/22
Rebounds	9, at Tulsa 1/24/24	9, at Tulsa 1/24/24
Assists	3 x2 L: vs. TSU 11/29/23	5 x3 L: vs. ODU 2/13/22
Blocks	1, vs. PVAMU 12/16/23	1 x6, L: vs. PVAMU 12/16/23
Steals	4, at Tulsa 1/24/24	4 x2, L: at Tulsa 1/24/24
Minutes	30, at Tulsa 1/24/24	39, at UTSA 1/1/22
Double Doubles	1, vs. UNT 3/2/24	1, vs. UNT 3/2/24

## CAREER STATS

				Field Goals		3-Point		F-Throws		Rebounds				Scoring						
SEASON	TEAM	GP-GS	MIN/AVG	FG-FGA	FG%	3FG-3FGA	3FG%	FT-FTA	FT%	OFF	DEF	TOT	AVG	PF-FO	A	TO	BLK	STL	PTS	AVG
2020-21	UAB	15-0	105/7.0	7-23	.304	3-12	.250	6-10	.600	3	6	9	0.6	21-0	5	8	0	4	23	1.5
2021-22	UAB	31-25	887/28.6	113-264	.428	44-124	.355	55-70	.786	14	67	81	2.6	71-1	71	54	3	23	325	10.5
2022-23	UAB	29-5	492/17.0	50-121	.413	26-64	.406	36-44	.818	11	62	73	2.5	46-0	37	38	2	11	162	5.6
2023-24	Rice	27-13	497/18.4	59-143	.413	26-67	.388	24-32	.750	22	67	89	3.3	51-0	28	33	1	28	168	6.2
<b>TOTAL FOR Rice</b>		<b>27-13</b>	<b>497/18.4</b>	<b>59-143</b>	<b>.413</b>	<b>26-67</b>	<b>.388</b>	<b>24-32</b>	<b>.750</b>	<b>22</b>	<b>67</b>	<b>89</b>	<b>3.3</b>	<b>51-0</b>	<b>28</b>	<b>33</b>	<b>1</b>	<b>28</b>	<b>168</b>	<b>6.2</b>
<b>TOTAL</b>		<b>102-43</b>	<b>1982/19.4</b>	<b>229-551</b>	<b>.416</b>	<b>99-267</b>	<b>.371</b>	<b>121-156</b>	<b>.776</b>	<b>50</b>	<b>202</b>	<b>252</b>	<b>2.5</b>	<b>189-1</b>	<b>141</b>	<b>133</b>	<b>6</b>	<b>66</b>	<b>678</b>	<b>6.6</b>





# 4 Pace RICKARD

**GUARD . 5-6 . FRESHMAN**

**GRAND RAPIDS, MICH . GRAND RAPIDS CHRISTIAN**

## GAME-BY-GAME

Opponent	Date	GS	MIN	Total		3-Pointers		Free throws		Rebounds				PF	A	TO	BLK	STL	PTS	AVG
				FG-FGA	PCT	3FG-3FGA	PCT	FT-FTA	PCT	OFF	DEF	TOT	AVG							
Houston Christian	11/06/2023		03:17	0-2	.000	0-0	.000	1-2	.500	1	0	1	1.0	1	1	0	0	0	1	1.0
Texas Southern	11/29/2023		00:46	0-1	.000	0-0	.000	0-0	.000	0	0	0	0.5	0	0	0	0	0	0	0.5
at A&M-Corpus Christi	12/02/2023		01:40	0-0	.000	0-0	.000	0-0	.000	0	0	0	0.3	0	0	0	0	0	0	0.3
East Carolina	02/14/2024		01:21	0-0	.000	0-0	.000	0-0	.000	1	0	1	0.5	0	0	0	0	0	0	0.3
<b>Totals</b>		<b>0</b>	<b>07:04</b>	<b>0-3</b>	<b>.000</b>	<b>0-0</b>	<b>.000</b>	<b>1-2</b>	<b>.500</b>	<b>2</b>	<b>0</b>	<b>2</b>	<b>0.5</b>	<b>1</b>	<b>1</b>	<b>0</b>	<b>0</b>	<b>0</b>	<b>1</b>	<b>0.3</b>

## Player Averages

Games Played	Minutes/game	Points/game	FG Pct	3FG Pct	FT Pct	Rebounds/game	Assists/game	Turnovers/game	Assist/Turnover ratio	Steals/game	Blocks/game
4	1.8	0.3	0.0	0.0	50.0	0.5	0.3	0.0	1.0	0.0	0.0

	Season-High	Career-High
Points	1, vs. HCU 11/6/23	1, vs. HCU 11/6/23
Rebounds	1 x2, L: ECU 2/14/24	1 x2, L: ECU 2/14/24
Assists	1, vs. HCU 11/6/23	1, vs. HCU 11/6/23
Blocks	-	-
Steals	-	-
Minutes	3, vs. HCU 11/6/23	3, vs. HCU 11/6/23
Double Doubles	-	-

## CAREER STATS

SEASON	TEAM	GP-GS	MIN/AVG	Field Goals		3-Point		F-Throws		Rebounds				Scoring							
				FG-FGA	FG%	3FG-3FGA	3FG%	FT-FTA	FT%	OFF	DEF	TOT	AVG	PF	FO	A	TO	BLK	STL	PTS	AVG
2023-24	Rice	4-0	7/1.8	0-3	.000	0-0	.000	1-2	.500	2	0	2	0.5	1-0	1	0	0	0	0	1	0.3
<b>TOTAL</b>		<b>4-0</b>	<b>7/1.8</b>	<b>0-3</b>	<b>.000</b>	<b>0-0</b>	<b>.000</b>	<b>1-2</b>	<b>.500</b>	<b>2</b>	<b>0</b>	<b>2</b>	<b>0.5</b>	<b>1-0</b>	<b>1</b>	<b>0</b>	<b>0</b>	<b>0</b>	<b>0</b>	<b>1</b>	<b>0.3</b>



# 5 Destiny JACKSON

**GUARD . 5-9 . 5TH YEAR**

**MANSFIELD, TEXAS . MANSFIELD TIMBERVIEW**

## GAME-BY-GAME

Opponent	Date	GS	MIN	Total		3-Pointers		Free throws		Rebounds				Other Stats						
				FG-FGA	PCT	3FG-3FGA	PCT	FT-FTA	PCT	OFF	DEF	TOT	AVG	PF	A	TO	BLK	STL	PTS	AVG
Houston Christian	11/06/2023	*	19:38	2-3	.667	1-1	1.000	1-2	.500	3	5	8	8.0	1	3	0	0	3	6	6.0
at Abilene Christian	11/09/2023	*	27:42	2-6	.333	0-2	.000	3-3	1.000	0	5	5	6.5	2	0	3	0	2	7	6.5
at TCU	11/12/2023	*	22:42	3-9	.333	0-3	.000	0-0	.000	1	2	3	5.3	3	2	2	0	1	6	6.3
Georgia Tech	11/16/2023	*	25:34	5-10	.500	2-3	.667	1-2	.500	2	0	2	4.5	0	1	5	0	2	13	8.0
Saint Mary's (CA)	11/19/2023	*	21:06	4-10	.400	0-2	.000	3-3	1.000	3	2	5	4.6	3	3	1	0	2	11	8.6
at SFA	11/25/2023	*	31:42	3-7	.429	0-2	.000	6-6	1.000	1	4	5	4.7	1	2	2	0	1	12	9.2
Texas Southern	11/29/2023	*	22:58	4-7	.571	2-3	.667	0-0	.000	0	2	2	4.3	3	1	0	1	1	10	9.3
at A&M-Corpus Christi	12/02/2023	*	17:04	1-3	.333	0-1	.000	1-2	.500	0	2	2	4.0	1	1	5	0	1	3	8.5
Gonzaga	12/09/2023	*	27:45	6-8	.750	0-1	.000	4-4	1.000	1	2	3	3.9	0	3	3	0	1	16	9.3
Prairie View	12/16/2023	*	21:18	5-7	.714	0-0	.000	1-1	1.000	2	3	5	4.0	0	3	1	0	1	11	9.5
at Houston	12/20/2023	*	36:42	3-7	.429	0-0	.000	2-2	1.000	2	4	6	4.2	4	4	3	0	1	8	9.4
Wichita St.	01/03/2024	*	24:44	4-11	.364	0-4	.000	4-4	1.000	1	2	3	4.1	3	3	1	1	0	12	9.6
at SMU	01/07/2024	*	34:59	7-13	.538	1-4	.250	2-2	1.000	1	5	6	4.2	2	7	1	1	1	17	10.2
Charlotte	01/11/2024	*	28:06	6-17	.353	0-4	.000	0-0	.000	2	10	12	4.8	4	1	2	0	4	12	10.3
South Fla.	01/14/2024	*	31:36	2-9	.222	0-1	.000	2-2	1.000	1	4	5	4.8	0	6	1	1	2	6	10.0
at East Carolina	01/17/2024	*	33:25	5-11	.455	0-3	.000	3-4	.750	1	1	2	4.6	2	7	6	0	2	13	10.2
at Tulane	01/20/2024	*	29:00	5-10	.500	2-4	.500	2-2	1.000	1	3	4	4.6	0	5	0	1	1	14	10.4
at Tulsa	01/24/2024	*	31:27	6-17	.353	1-2	.500	4-4	1.000	0	2	2	4.4	4	1	3	0	0	17	10.8
Memphis	01/27/2024	*	34:07	7-15	.467	0-1	.000	6-7	.857	0	7	7	4.6	2	7	2	0	0	20	11.3
SMU	01/31/2024	*	31:47	1-3	.333	0-1	.000	6-6	1.000	2	5	7	4.7	2	7	1	0	2	8	11.1
at Fla. Atlantic	02/03/2024	*	26:59	7-8	.875	0-0	.000	2-5	.400	1	3	4	4.7	4	1	5	0	0	16	11.3
at South Fla.	02/07/2024	*	31:49	6-15	.400	0-2	.000	2-2	1.000	1	5	6	4.7	1	4	2	0	1	14	11.5
Tulsa	02/10/2024	*	22:32	2-8	.250	0-1	.000	4-4	1.000	3	3	6	4.8	4	4	2	0	2	8	11.3
East Carolina	02/14/2024	*	18:09	0-4	.000	0-1	.000	2-2	1.000	0	3	3	4.7	3	1	3	0	0	2	10.9
at UAB	02/17/2024	*	31:31	5-9	.556	0-1	.000	5-7	.714	2	4	6	4.8	3	6	0	0	2	15	11.1
at Memphis	02/20/2024	*	36:06	7-15	.467	1-4	.250	2-4	.500	1	4	5	4.8	1	1	5	0	0	17	11.3
Temple	02/25/2024	*	30:42	4-11	.364	0-1	.000	5-6	.833	3	6	9	4.9	1	6	0	1	0	13	11.4
North Texas	03/02/2024	*	32:31	2-8	.250	0-4	.000	0-0	.000	2	2	4	4.9	2	7	3	0	3	4	11.1
<b>Totals</b>			<b>28 783:41</b>	<b>114-261</b>	<b>.437</b>	<b>10-56</b>	<b>.179</b>	<b>73-86</b>	<b>.849</b>	<b>37</b>	<b>100</b>	<b>137</b>	<b>4.9</b>	<b>56</b>	<b>97</b>	<b>62</b>	<b>6</b>	<b>36</b>	<b>311</b>	<b>11.1</b>

	Season-High	Career-High
Points	20, vs. Memphis 1/27/24	33, vs. Houston 12/10/22
Rebounds	12, vs. CLT 1/11/24	12, vs. CLT 1/11/24
Assists	7 x4 L: vs. SMU 1/31/24	9, vs. UAB, 2/17/22
Blocks	1 x4 L: vs. USF 1/14/24	3, 2x, L: at SH, 12/16/21
Steals	3, vs. HCU 11/6/23	5, 3x, L: at Charlotte, 1/22/22
Minutes	36, at Houston 12/20/23	44, vs Houston 12/10/22
Double Doubles	1, vs. CLT 1/11/24	2, L: vs. CLT 1/11/24

## HONORS

12/12/22 - C-USA POTW

1/8/24 - AAC Honor Roll

## CAREER STATS

SEASON	TEAM	GP-GS	MIN/AVG	Field Goals		3-Point		F-Throws		Rebounds				Scoring						
				FG-FGA	FG%	3FG-3FGA	3FG%	FT-FTA	FT%	OFF	DEF	TOT	AVG	PF-FO	A	TO	BLK	STL	PTS	AVG
2019-20	Rice	29-1	466/16.1	42-95	.442	4-24	.167	27-40	.675	18	43	61	2.1	32-0	33	34	7	23	115	4.0
2020-21	Rice	24-0	413/17.2	32-62	.516	4-10	.400	16-31	.516	16	61	77	3.2	27-0	45	31	5	13	84	3.5
2021-22	Rice	26-25	870/33.5	78-160	.488	7-24	.292	87-120	.725	47	97	144	5.5	68-2	119	104	7	43	250	9.6
2022-23	Rice	29-27	858/29.6	103-221	.466	6-26	.231	95-120	.792	60	95	155	5.3	64-1	100	82	4	42	307	10.6
2023-24	Rice	28-28	784/28.0	114-261	.437	10-56	.179	73-86	.849	37	100	137	4.9	56-0	97	62	6	36	311	11.1
<b>TOTAL</b>		<b>136-81</b>	<b>3391/24.9</b>	<b>369-799</b>	<b>.462</b>	<b>31-140</b>	<b>.221</b>	<b>298-397</b>	<b>.751</b>	<b>178</b>	<b>396</b>	<b>574</b>	<b>4.2</b>	<b>247-3</b>	<b>394</b>	<b>313</b>	<b>29</b>	<b>157</b>	<b>1067</b>	<b>7.8</b>



# 11 Dominique ENNIS

**GUARD . 5-9 . SOPH-1L . FORT ERIE, NIAGARA FALLS, ONTARIO . KINGS CHRISTIAN COLLEGIATE**

## GAME-BY-GAME

Opponent	Date	GS	MIN	Total		3-Pointers		Free throws		Rebounds				PF				PTS	AVG		
				FG-FGA	PCT	3FG-3FGA	PCT	FT-FTA	PCT	OFF	DEF	TOT	AVG	PF	A	TO	BLK			STL	
Houston Christian	11/06/2023		19:00	5-10	.500	4-6	.667	0-0	.000	0	2	2	2.0	0	0	1	0	0	14	14.0	
at Abilene Christian	11/09/2023		30:34	5-11	.455	3-8	.375	0-0	.000	2	0	2	2.0	1	1	1	0	0	13	13.5	
at TCU	11/12/2023		27:02	4-13	.308	0-5	.000	3-3	1.000	1	2	3	2.3	1	1	2	0	0	11	12.7	
Georgia Tech	11/16/2023	*	27:06	5-14	.357	1-8	.125	0-0	.000	0	1	1	2.0	2	2	4	0	3	11	12.3	
Saint Mary's (CA)	11/19/2023	*	33:22	5-9	.556	3-7	.429	0-0	.000	0	1	1	1.8	2	2	1	0	4	13	12.4	
at SFA	11/25/2023	*	09:26	0-3	.000	0-2	.000	0-0	.000	0	2	2	1.8	0	0	0	0	0	0	10.3	
Texas Southern	11/29/2023	*	32:46	9-13	.692	6-10	.600	1-1	1.000	1	4	5	2.3	1	5	1	1	4	25	12.4	
at A&M-Corpus Christi	12/02/2023	*	26:43	5-13	.385	2-8	.250	2-2	1.000	1	3	4	2.5	2	1	1	1	1	14	12.6	
Gonzaga	12/09/2023	*	29:52	6-11	.545	2-6	.333	0-0	.000	0	2	2	2.4	3	1	1	0	1	14	12.8	
Prairie View	12/16/2023	*	27:35	4-12	.333	2-8	.250	2-2	1.000	0	2	2	2.4	2	0	1	2	0	2	12	12.7
at Houston	12/20/2023	*	36:18	6-14	.429	2-8	.250	2-2	1.000	0	1	1	2.3	2	0	1	0	2	16	13.0	
Wichita St.	01/03/2024	*	31:31	6-12	.500	4-10	.400	1-2	.500	2	2	4	2.4	2	1	2	0	4	17	13.3	
at SMU	01/07/2024	*	34:04	2-9	.222	2-3	.667	3-4	.750	0	2	2	2.4	3	1	0	0	0	9	13.0	
Charlotte	01/11/2024	*	34:16	5-13	.385	0-6	.000	2-3	.667	2	1	3	2.4	4	0	1	0	2	12	12.9	
South Fla.	01/14/2024	*	35:18	5-13	.385	2-4	.500	4-4	1.000	1	3	4	2.5	3	2	1	0	1	16	13.1	
at East Carolina	01/17/2024	*	35:07	7-13	.538	5-11	.455	0-0	.000	1	2	3	2.6	2	1	1	0	1	19	13.5	
at Tulane	01/20/2024	*	35:14	6-16	.375	2-7	.286	2-2	1.000	3	2	5	2.7	1	1	3	1	0	16	13.6	
at Tulsa	01/24/2024	*	29:32	4-9	.444	3-3	1.000	0-0	.000	0	0	0	2.6	4	3	2	1	1	11	13.5	
Memphis	01/27/2024	*	30:21	2-9	.222	1-4	.250	2-2	1.000	0	0	0	2.4	5	3	1	0	0	7	13.2	
SMU	01/31/2024	*	36:34	5-11	.455	2-4	.500	1-2	.500	0	2	2	2.4	2	5	1	0	3	13	13.2	
at Fla. Atlantic	02/03/2024	*	37:39	5-12	.417	3-8	.375	0-0	.000	0	7	7	2.6	3	2	5	0	0	13	13.1	
at South Fla.	02/07/2024	*	30:29	3-5	.600	2-3	.667	0-0	.000	1	6	7	2.8	0	1	2	0	1	8	12.9	
Tulsa	02/10/2024	*	30:49	3-10	.300	2-6	.333	0-0	.000	0	2	2	2.8	4	1	1	0	0	8	12.7	
East Carolina	02/14/2024	*	37:36	5-11	.455	3-8	.375	0-0	.000	0	1	1	2.7	1	1	2	0	4	13	12.7	
at UAB	02/17/2024	*	29:36	2-11	.182	1-7	.143	0-0	.000	0	3	3	2.7	5	3	2	0	0	5	12.4	
at Memphis	02/20/2024	*	42:29	6-13	.462	1-6	.167	8-10	.800	0	6	6	2.8	0	2	4	0	2	21	12.7	
Temple	02/25/2024	*	22:32	0-2	.000	0-0	.000	0-0	.000	1	1	2	2.8	0	1	3	0	0	0	12.3	
North Texas	03/02/2024	*	24:52	0-10	.000	0-9	.000	2-2	1.000	2	1	3	2.8	3	1	1	1	3	2	11.9	
<b>Totals</b>		<b>25</b>	<b>857:42</b>	<b>120-302</b>	<b>.397</b>	<b>58-175</b>	<b>.331</b>	<b>35-41</b>	<b>.854</b>	<b>18</b>	<b>61</b>	<b>79</b>	<b>2.8</b>	<b>58</b>	<b>43</b>	<b>47</b>	<b>5</b>	<b>39</b>	<b>333</b>	<b>11.9</b>	

	Season-High	Career-High
Points	25, vs. TSU 11/29/23	25, vs. TSU 11/29/23
Rebounds	7 x2, L: at USF 2/7/24	7 x2, L: at USF 2/7/24
Assists	5 x2, L: vs. SMU 1/31/24	5 x2, L: vs. SMU 1/31/24
Blocks	1 x4 L: at Tulsa 1/24/24	1 x5 L: at Tulsa 1/24/24
Steals	4 x3, L: vs. ECU 2/14/24	5, vs. FAU 2/9/23
Minutes	37, at FAU 2/3/24	37, at FAU 2/3/24
Double-Doubles		

## HONORS

- 2/13/23 - C-USA FOTW
- 12/4/23 - AAC Honor Roll
- 1/22/24 - AAC Honor Roll

## CAREER STATS

		Field Goals		3-Point		F-Throws		Rebounds				Scoring								
SEASON	TEAM	GP-GS	MIN/AVG	FG-FGA	FG%	3FG-3FGA	3FG%	FT-FTA	FT%	OFF	DEF	TOT	AVG	PF-FO	A	TO	BLK	STL	PTS	AVG
2022-23	Rice	32-10	620/19.4	64-165	.388	35-98	.357	22-35	.629	12	54	66	2.1	43-1	24	33	5	29	185	5.8
2023-24	Rice	28-25	858/30.6	120-302	.397	58-175	.331	35-41	.854	18	61	79	2.8	58-2	43	47	5	39	333	11.9
<b>TOTAL</b>		<b>60-35</b>	<b>1478/24.6</b>	<b>184-467</b>	<b>.394</b>	<b>93-273</b>	<b>.341</b>	<b>57-76</b>	<b>.750</b>	<b>30</b>	<b>115</b>	<b>145</b>	<b>2.4</b>	<b>101-3</b>	<b>67</b>	<b>80</b>	<b>10</b>	<b>68</b>	<b>518</b>	<b>8.6</b>



# 12 Layla CONLEY

**GUARD . 5-8 . FRESHMAN-HS  
SAN ANTONIO, TEXAS . JOHN MARSHALL HARLAN**

## GAME-BY-GAME

Opponent	Date	GS	MIN	Total		3-Pointers		Free throws		Rebounds				PF	A	TO	BLK	STL	PTS	AVG
				FG-FGA	PCT	3FG-3FGA	PCT	FT-FTA	PCT	OFF	DEF	TOT	AVG							
Houston Christian	11/06/2023		04:23	1-2	.500	0-1	.000	3-3	1.000	0	0	0	0.0	2	0	0	0	0	5	5.0
Texas Southern	11/29/2023		02:42	0-0	.000	0-0	.000	0-0	.000	1	0	1	0.5	0	0	1	0	0	0	2.5
East Carolina	02/14/2024		01:21	0-1	.000	0-1	.000	0-0	.000	0	0	0	0.3	0	0	0	0	0	0	1.7
<b>Totals</b>		<b>0</b>	<b>08:26</b>	<b>1-3</b>	<b>.333</b>	<b>0-2</b>	<b>.000</b>	<b>3-3</b>	<b>1.000</b>	<b>1</b>	<b>0</b>	<b>1</b>	<b>0.3</b>	<b>2</b>	<b>0</b>	<b>1</b>	<b>0</b>	<b>0</b>	<b>5</b>	<b>1.7</b>

	Season-High	Career-High
Points	5, vs. HCU 11/6/23	5, vs. HCU 11/6/23
Rebounds	1, vs. TSU 11/29/23	1, vs. TSU 11/29/23
Assists	-	-
Blocks	-	-
Steals	-	-
Minutes	4, vs. HCU 11/6/23	4, vs. HCU 11/6/23
Double Doubles	-	-

## CAREER STATS

				Field Goals		3-Point		F-Throws		Rebounds				Scoring							
SEASON	TEAM	GP-GS	MIN/AVG	FG-FGA	FG%	3FG-3FGA	3FG%	FT-FTA	FT%	OFF	DEF	TOT	AVG	PF	FO	A	TO	BLK	STL	PTS	AVG
2023-24	Rice	3-0	8/2.8	1-3	.333	0-2	.000	3-3	1.000	1	0	1	0.3	2-0	0	1	0	0	0	5	1.7
<b>TOTAL</b>		<b>3-0</b>	<b>8/2.8</b>	<b>1-3</b>	<b>.333</b>	<b>0-2</b>	<b>.000</b>	<b>3-3</b>	<b>1.000</b>	<b>1</b>	<b>0</b>	<b>1</b>	<b>0.3</b>	<b>2-0</b>	<b>0</b>	<b>1</b>	<b>0</b>	<b>0</b>	<b>0</b>	<b>5</b>	<b>1.7</b>



# 14 Maya BOKUNEWICZ

**GUARD . 6-0 . JUNIOR-2L**  
**STATE COLLEGE, PA . COLLEGE AREA HS**

## GAME-BY-GAME

Opponent	Date	GS	MIN	Total		3-Pointers		Free throws		Rebounds				PF	A	TO	BLK	STL	PTS	AVG
				FG-FGA	PCT	3FG-3FGA	PCT	FT-FTA	PCT	OFF	DEF	TOT	AVG							
Houston Christian	11/06/2023		17:39	1-6	.167	1-4	.250	3-4	.750	0	3	3	3.0	1	1	0	0	0	6	6.0
at Abilene Christian	11/09/2023		18:21	3-10	.300	3-9	.333	0-0	.000	1	4	5	4.0	2	1	1	0	0	9	7.5
at TCU	11/12/2023		13:58	0-5	.000	0-2	.000	0-0	.000	0	0	0	2.7	0	0	0	0	0	5.0	5.0
Georgia Tech	11/16/2023		11:06	2-3	.667	1-1	1.000	0-0	.000	0	0	0	2.0	2	0	1	0	1	5	5.0
Saint Mary's (CA)	11/19/2023		28:21	9-15	.600	7-10	.700	1-2	.500	1	0	1	1.8	1	1	1	0	0	26	9.2
at SFA	11/25/2023		06:21	1-4	.250	0-2	.000	0-0	.000	0	0	0	1.5	0	0	1	0	0	2	8.0
Texas Southern	11/29/2023		21:38	5-11	.455	3-7	.429	1-2	.500	0	4	4	1.9	0	0	1	0	1	14	8.9
at A&M-Corpus Christi	12/02/2023		20:01	4-5	.800	4-4	1.000	0-0	.000	0	2	2	1.9	2	3	0	0	1	12	9.3
Gonzaga	12/09/2023		34:32	2-11	.182	0-6	.000	3-3	1.000	0	3	3	2.0	0	1	1	0	2	7	9.0
Prairie View	12/16/2023	*	36:06	4-15	.267	4-9	.444	0-0	.000	1	6	7	2.5	2	0	2	1	3	12	9.3
at Houston	12/20/2023		05:41	1-3	.333	1-2	.500	0-0	.000	0	0	0	2.3	0	0	1	1	0	3	8.7
Wichita St.	01/03/2024		11:45	0-3	.000	0-2	.000	0-0	.000	1	4	5	2.5	3	1	1	0	0	0	8.0
at SMU	01/07/2024		05:54	0-0	.000	0-0	.000	0-0	.000	0	1	1	2.4	2	0	0	0	0	0	7.4
Charlotte	01/11/2024		16:47	1-3	.333	1-2	.500	0-0	.000	0	2	2	2.4	0	0	3	0	1	3	7.1
South Fla.	01/14/2024		20:42	1-5	.200	1-4	.250	0-0	.000	0	0	0	2.2	0	1	0	0	0	3	6.8
at East Carolina	01/17/2024		20:32	2-7	.286	1-5	.200	2-2	1.000	0	0	0	2.1	3	2	2	0	2	7	6.8
at Tulane	01/20/2024		22:21	4-6	.667	2-4	.500	0-0	.000	1	5	6	2.3	2	1	2	0	1	10	7.0
at Tulsa	01/24/2024		19:50	2-12	.167	1-5	.200	0-0	.000	0	2	2	2.3	1	0	0	0	1	5	6.9
Memphis	01/27/2024		22:31	3-7	.429	1-5	.200	1-1	1.000	1	2	3	2.3	3	0	1	0	1	8	6.9
SMU	01/31/2024		14:42	1-6	.167	1-6	.167	0-0	.000	0	2	2	2.3	0	1	2	0	1	3	6.8
at Fla. Atlantic	02/03/2024		22:18	2-6	.333	1-4	.250	2-2	1.000	1	3	4	2.4	3	0	2	0	0	7	6.8
at South Fla.	02/07/2024		05:11	2-2	1.000	1-1	1.000	0-0	.000	0	0	0	2.3	0	0	0	0	0	5	6.7
Tulsa	02/10/2024		15:42	2-4	.500	2-3	.667	0-0	.000	0	0	0	2.2	0	1	2	0	1	6	6.7
East Carolina	02/14/2024		10:44	0-1	.000	0-1	.000	0-0	.000	0	1	1	2.1	0	0	0	0	0	0	6.4
at UAB	02/17/2024		11:09	1-3	.333	1-3	.333	0-0	.000	1	0	1	2.1	0	0	0	0	1	3	6.2
Temple	02/25/2024		12:04	2-5	.400	1-4	.250	0-0	.000	2	1	3	2.1	1	0	0	0	1	5	6.2
North Texas	03/02/2024		12:07	1-6	.167	1-5	.200	0-0	.000	4	1	5	2.2	1	0	0	0	0	3	6.1
<b>Totals</b>		<b>1</b>	<b>458:03</b>	<b>56-164</b>	<b>.341</b>	<b>39-110</b>	<b>.355</b>	<b>13-16</b>	<b>.813</b>	<b>14</b>	<b>46</b>	<b>60</b>	<b>2.2</b>	<b>29</b>	<b>14</b>	<b>24</b>	<b>2</b>	<b>18</b>	<b>164</b>	<b>6.1</b>

	Season-High	Career-High
Points	26, vs. SMC 11/19/23	26 x2, L: vs. SMC 11/19/23
Rebounds	5, at ACU 11/9/23	10, 2x, L: vs. MAR, 3/9/22
Assists	3, at TAMCC 12/2/23	5, vs. LOU, 11/13/21
Blocks	1, vs. PVAMU 12/16/23	2, vs. MAR, 3/9/22
Steals	3, vs. PVAMU 12/16/23	3 x2, L: vs. PVAMU 12/16/23
Minutes	36, vs. PVAMU 12/16/23	58, at Charlotte, 1/22/22
Double Doubles	-	2, 2x, L: vs. MAR, 3/9/22

## CAREER STATS

SEASON	TEAM	GP-GS	MIN/AVG	Field Goals		3-Point		F-Throws		Rebounds				Scoring						
				FG-FGA	FG%	3FG-3FGA	3FG%	FT-FTA	FT%	OFF	DEF	TOT	AVG	PF	FO	A	TO	BLK	STL	PTS
2021-22	Rice	27-19	915/33.9	93-274	.339	59-171	.345	23-30	.767	33	111	144	5.3	41-0	28	44	3	18	268	9.9
2022-23	Rice	2-2	38/18.9	9-18	.500	2-6	.333	0-0	.000	2	1	3	1.5	3-0	1	2	0	2	20	10.0
2023-24	Rice	27-1	458/17.0	56-164	.341	39-110	.355	13-16	.813	14	46	60	2.2	29-0	14	24	2	18	164	6.1
<b>TOTAL</b>		<b>56-22</b>	<b>1411/25.2</b>	<b>158-456</b>	<b>.346</b>	<b>100-287</b>	<b>.348</b>	<b>36-46</b>	<b>.783</b>	<b>49</b>	<b>158</b>	<b>207</b>	<b>3.7</b>	<b>73-0</b>	<b>43</b>	<b>70</b>	<b>5</b>	<b>38</b>	<b>452</b>	<b>8.1</b>



# 20 Hailey ADAMS

**GUARD . 6-1 . R-FRESHMAN**

**SAN ANTONIO, TEXAS . TOM C. CLARK HS**

## GAME-BY-GAME

Opponent	Date	GS	MIN	Total		3-Pointers		Free throws		Rebounds				PF	A	TO	BLK	STL	PTS	AVG
				FG-FGA	PCT	3FG-3FGA	PCT	FT-FTA	PCT	OFF	DEF	TOT	AVG							
Houston Christian	11/06/2023		14:51	0-2	.000	0-1	.000	0-0	.000	4	4	8	8.0	0	0	2	1	2	0	0.0
at Abilene Christian	11/09/2023		09:49	1-2	.500	0-1	.000	0-0	.000	2	1	3	5.5	0	0	4	1	0	2	1.0
at TCU	11/12/2023		13:48	1-4	.250	0-0	.000	0-0	.000	1	1	2	4.3	3	1	0	1	0	2	1.3
Georgia Tech	11/16/2023		18:48	1-6	.167	0-0	.000	0-0	.000	2	3	5	4.5	0	2	1	3	0	2	1.5
Saint Mary's (CA)	11/19/2023		06:17	0-1	.000	0-0	.000	1-2	.500	1	1	2	4.0	0	1	0	1	0	1	1.4
at SFA	11/25/2023		15:40	1-4	.250	0-0	.000	0-0	.000	1	2	3	3.8	0	1	0	0	0	2	1.5
Texas Southern	11/29/2023	*	23:36	2-7	.286	0-0	.000	2-2	1.000	1	4	5	4.0	1	3	4	0	0	6	2.1
at A&M-Corpus Christi	12/02/2023		22:24	4-5	.800	1-1	1.000	2-2	1.000	2	1	3	3.9	3	2	0	2	0	11	3.3
Gonzaga	12/09/2023		07:40	0-1	.000	0-0	.000	0-0	.000	2	2	4	3.9	2	1	0	0	1	0	2.9
at Houston	12/20/2023		24:31	2-8	.250	0-0	.000	0-1	.000	1	0	1	3.6	0	0	2	0	0	4	3.0
Wichita St.	01/03/2024		25:39	4-8	.500	0-0	.000	4-6	.667	2	6	8	4.0	2	1	1	0	3	12	3.8
at SMU	01/07/2024		25:00	1-6	.167	0-0	.000	2-2	1.000	1	4	5	4.1	3	0	5	1	1	4	3.8
Charlotte	01/11/2024		23:02	0-3	.000	0-0	.000	2-2	1.000	1	3	4	4.1	4	2	1	0	1	2	3.7
South Fla.	01/14/2024		07:26	0-0	.000	0-0	.000	1-2	.500	0	0	0	3.8	0	0	3	1	0	1	3.5
at Tulane	01/20/2024		04:36	0-0	.000	0-0	.000	0-0	.000	0	1	1	3.6	1	0	1	0	0	0	3.3
at Tulsa	01/24/2024	*	27:13	2-2	1.000	0-0	.000	0-0	.000	0	6	6	3.8	1	1	4	0	1	4	3.3
Memphis	01/27/2024	*	36:38	5-13	.385	0-0	.000	5-8	.625	4	8	12	4.2	4	3	0	3	2	15	4.0
SMU	01/31/2024	*	26:07	4-7	.571	0-0	.000	1-2	.500	3	6	9	4.5	4	1	1	0	0	9	4.3
at Fla. Atlantic	02/03/2024	*	28:29	2-3	.667	0-0	.000	4-6	.667	1	5	6	4.6	2	1	2	2	0	8	4.5
at South Fla.	02/07/2024	*	29:21	2-3	.667	0-0	.000	0-0	.000	1	3	4	4.6	2	1	2	0	0	4	4.5
Tulsa	02/10/2024	*	38:09	7-12	.583	0-0	.000	3-4	.750	7	5	12	4.9	2	4	3	1	0	17	5.0
East Carolina	02/14/2024	*	26:35	2-7	.286	0-0	.000	1-2	.500	2	7	9	5.1	2	2	2	0	2	5	5.0
at UAB	02/17/2024	*	27:59	3-7	.429	0-0	.000	2-3	.667	3	5	8	5.2	1	1	2	0	1	8	5.2
at Memphis	02/20/2024	*	31:10	5-9	.556	0-0	.000	1-2	.500	2	2	4	5.2	5	3	3	2	1	11	5.4
Temple	02/25/2024	*	18:57	1-2	.500	0-0	.000	2-4	.500	1	2	3	5.1	1	1	1	0	0	4	5.4
North Texas	03/02/2024	*	20:15	2-8	.250	0-0	.000	0-0	.000	2	1	3	5.0	5	2	0	1	2	4	5.3
<b>Totals</b>			<b>12 554:01</b>	<b>52-130</b>	<b>.400</b>	<b>1-3</b>	<b>.333</b>	<b>33-50</b>	<b>.660</b>	<b>47</b>	<b>83</b>	<b>130</b>	<b>5.0</b>	<b>48</b>	<b>34</b>	<b>44</b>	<b>20</b>	<b>17</b>	<b>138</b>	<b>5.3</b>

	Season-High	Career-High
Points	17, vs. Tulsa 2/10/24	17, vs. Tulsa 2/10/24
Rebounds	12 x2 L: vs. Tulsa 2/10/24	12 x2 L: vs. Tulsa 2/10/24
Assists	3 x2 L: vs. Mem 1/27/24	3 x2 L: vs. Mem 1/27/24
Blocks	3 x2 L: vs. Mem 1/27/24	3 x2 L: vs. Memphis 1/27/24
Steals	2, vs. HCU 11/6/23	2, vs. HCU 11/6/23
Minutes	38, vs. Tulsa 2/10/24	38, vs. Tulsa 2/10/24
Double Doubles	x2 L: vs. Tulsa 2/10/24	x2 L: vs. Tulsa 2/10/24

## CAREER STATS

		Field Goals		3-Point		F-Throws		Rebounds				Scoring								
SEASON	TEAM	GP-GS	MIN/AVG	FG-FGA	FG%	3FG-3FGA	3FG%	FT-FTA	FT%	OFF	DEF	TOT	AVG	PF-FO	A	TO	BLK	STL	PTS	AVG
2022-23	Rice	4-0	19/4.8	1-4	.250	0-0	.000	0-0	.000	1	3	4	1.0	2-0	1	0	0	0	2	0.5
2023-24	Rice	26-12	554/21.3	52-130	.400	1-3	.333	33-50	.660	47	83	130	5.0	48-2	34	44	20	17	138	5.3
<b>TOTAL</b>		<b>30-12</b>	<b>573/19.1</b>	<b>53-134</b>	<b>.396</b>	<b>1-3</b>	<b>.333</b>	<b>33-50</b>	<b>.660</b>	<b>48</b>	<b>86</b>	<b>134</b>	<b>4.5</b>	<b>50-2</b>	<b>35</b>	<b>44</b>	<b>20</b>	<b>17</b>	<b>140</b>	<b>4.7</b>



# 23 Kennedy CLIFTON

**GUARD . 6-0 . SOPHOMORE-1L**

**UPPER MARLBORO, MD . BISHOP IRETON**


## GAME-BY-GAME

Opponent	Date	GS	MIN	Total		3-Pointers		Free throws		Rebounds				PF	A	TO	BLK	STL	PTS	AVG
				FG-FGA	PCT	3FG-3FGA	PCT	FT-FTA	PCT	OFF	DEF	TOT	AVG							
Georgia Tech	11/16/2023		11:30	3-3	1.000	1-1	1.000	0-0	.000	1	2	3	3.0	0	1	0	0	0	7	7.0
Saint Mary's (CA)	11/19/2023		06:38	0-3	.000	0-2	.000	0-0	.000	0	0	0	1.5	0	1	0	0	1	0	3.5
at SFA	11/25/2023		30:42	4-13	.308	1-4	.250	2-3	.667	3	3	6	3.0	2	2	1	0	2	11	6.0
Texas Southern	11/29/2023		12:15	0-3	.000	0-0	.000	0-0	.000	1	1	2	2.8	3	1	1	0	0	0	4.5
at A&M-Corpus Christi	12/02/2023		16:00	1-5	.200	1-4	.250	0-0	.000	0	1	1	2.4	1	1	0	0	4	3	4.2
Prairie View	12/16/2023		10:06	0-2	.000	0-1	.000	0-0	.000	0	1	1	2.2	1	0	1	0	0	0	3.5
at Houston	12/20/2023		04:57	0-1	.000	0-1	.000	0-0	.000	0	0	0	1.9	0	0	1	0	0	0	3.0
Wichita St.	01/03/2024		01:47	0-1	.000	0-0	.000	0-0	.000	1	0	1	1.8	2	0	0	0	0	0	2.6
Charlotte	01/11/2024		02:49	0-3	.000	0-2	.000	0-0	.000	1	0	1	1.7	0	0	0	0	1	0	2.3
at Tulane	01/20/2024		03:27	0-0	.000	0-0	.000	0-0	.000	0	0	0	1.5	0	0	0	0	0	0	2.1
at Tulsa	01/24/2024		28:42	3-7	.429	1-2	.500	0-1	.000	3	3	6	1.9	4	2	2	1	1	7	2.5
Memphis	01/27/2024		08:08	0-4	.000	0-1	.000	0-0	.000	0	1	1	1.8	5	1	1	0	0	0	2.3
SMU	01/31/2024		08:03	0-1	.000	0-1	.000	0-0	.000	1	1	2	1.8	1	1	0	0	0	0	2.2
at Fla. Atlantic	02/03/2024		08:16	1-4	.250	0-1	.000	0-0	.000	0	1	1	1.8	0	0	1	0	0	2	2.1
East Carolina	02/14/2024		02:24	0-0	.000	0-0	.000	2-2	1.000	0	0	0	1.7	0	0	0	0	0	2	2.1
at Memphis	02/20/2024		17:46	1-4	.250	1-3	.333	0-0	.000	0	0	0	1.6	3	0	1	0	0	3	2.2
<b>Totals</b>		<b>0</b>	<b>173:30</b>	<b>13-54</b>	<b>.241</b>	<b>5-23</b>	<b>.217</b>	<b>4-6</b>	<b>.667</b>	<b>11</b>	<b>14</b>	<b>25</b>	<b>1.6</b>	<b>22</b>	<b>10</b>	<b>9</b>	<b>1</b>	<b>9</b>	<b>35</b>	<b>2.2</b>

	Season-High	Career-High
Points	11, at SFA 11/25/23	12, vs. ACU 11/14/22
Rebounds	6 x2, L: at Tulsa 1/24/24	6 x2, L: at Tulsa 1/24/24
Assists	2 x2, L: at Tulsa 1/24/24	2 x2, L: at Tulsa 1/24/24
Blocks	1, at Tulsa 1/24/24	1 x2, L: at Tulsa 1/24/24
Steals	4, at TA&M-CC 12/4/23	4, at TA&M-CC 12/4/23
Minutes	30, at SFA 11/25/23	30, at SFA 11/25/23
Double Doubles	-	-

## CAREER STATS

		Field Goals		3-Point		F-Throws		Rebounds				Scoring								
SEASON	TEAM	GP-GS	MIN/AVG	FG-FGA	FG%	3FG-3FGA	3FG%	FT-FTA	FT%	OFF	DEF	TOT	AVG	PF-FO	A	TO	BLK	STL	PTS	AVG
2022-23	Rice	17-0	145/8.5	21-51	.412	6-17	.353	4-10	.400	8	15	23	1.4	25-0	4	13	4	4	52	3.1
2023-24	Rice	16-0	174/10.8	13-54	.241	5-23	.217	4-6	.667	11	14	25	1.6	22-1	10	9	1	9	35	2.2
<b>TOTAL</b>		<b>33-0</b>	<b>318/9.6</b>	<b>34-105</b>	<b>.324</b>	<b>11-40</b>	<b>.275</b>	<b>8-16</b>	<b>.500</b>	<b>19</b>	<b>29</b>	<b>48</b>	<b>1.5</b>	<b>47-1</b>	<b>14</b>	<b>22</b>	<b>5</b>	<b>13</b>	<b>87</b>	<b>2.6</b>



# 24 Ashlyn ZHANG

**GUARD . 5-7 . SOPHOMORE-1L**  
**SOUTH PASADENA, CALIF . FLINTRIDGE PREP**

## GAME-BY-GAME

Opponent	Date	GS	MIN	Total		3-Pointers		Free throws		Rebounds				PF	A	TO	BLK	STL	PTS	AVG
				FG-FGA	PCT	3FG-3FGA	PCT	FT-FTA	PCT	OFF	DEF	TOT	AVG							
Houston Christian	11/06/2023		03:17	0-0	.000	0-0	.000	0-0	.000	1	0	1	1.0	1	0	1	0	0	0	0.0
Texas Southern	11/29/2023		02:42	0-1	.000	0-0	.000	0-0	.000	1	1	2	1.5	0	0	1	0	0	0	0.0
at A&M-Corpus Christi	12/02/2023		03:15	0-0	.000	0-0	.000	1-2	.500	0	0	0	1.0	0	1	1	0	0	1	0.3
East Carolina	02/14/2024		01:21	0-0	.000	0-0	.000	0-0	.000	0	0	0	0.8	0	0	0	0	0	0	0.3
<b>Totals</b>		<b>0</b>	<b>10:35</b>	<b>0-1</b>	<b>.000</b>	<b>0-0</b>	<b>.000</b>	<b>1-2</b>	<b>.500</b>	<b>2</b>	<b>1</b>	<b>3</b>	<b>0.8</b>	<b>1</b>	<b>1</b>	<b>3</b>	<b>0</b>	<b>0</b>	<b>1</b>	<b>0.3</b>

## Player Averages

Games Played	Minutes/ game	Points/ game	FG Pct	3FG Pct	FT Pct	Rebounds/ game	Assists/ game	Turnovers/ game	Assist/Turnover ratio	Steals/ game	Blocks/ game
4	2.6	0.3	0.0	0.0	50.0	0.8	0.3	0.8	0.3	0.0	0.0

	Season-High	Career-High
Points	1, at TA&M-CC 12/4/23	1, at TA&M-CC 12/4/23
Rebounds	2, vs. TSU 11/29/23	2, vs. TSU 11/29/23
Assists	1, at TA&M-CC 12/4/23	1, at TA&M-CC 12/4/23
Blocks	-	-
Steals	-	-
Minutes	3, vs. HCU 11/6/23	3, vs FAU 2/9/23
Double Doubles	-	-

## CAREER STATS

SEASON	TEAM	GP-GS	MIN/AVG	Field Goals		3-Point		F-Throws		Rebounds				Scoring							
				FG-FGA	FG%	3FG-3FGA	3FG%	FT-FTA	FT%	OFF	DEF	TOT	AVG	PF	FO	A	TO	BLK	STL	PTS	AVG
2022-23	Rice	5-0	10/2.0	0-1	.000	0-0	.000	0-0	.000	0	1	1	0.2	0	0	0	0	0	0	0	0.0
2023-24	Rice	4-0	11/2.6	0-1	.000	0-0	.000	1-2	.500	2	1	3	0.8	1	0	3	0	0	0	1	0.3
<b>TOTAL</b>		<b>9-0</b>	<b>20/2.3</b>	<b>0-2</b>	<b>.000</b>	<b>0-0</b>	<b>.000</b>	<b>1-2</b>	<b>.500</b>	<b>2</b>	<b>2</b>	<b>4</b>	<b>0.4</b>	<b>1</b>	<b>0</b>	<b>3</b>	<b>0</b>	<b>0</b>	<b>0</b>	<b>1</b>	<b>0.1</b>





# 30 Jazzy OWENS-BARNETT

GUARD . 5-7 . SOPHOMORE-1L  
PLANO, TEXAS . FRISCO LIBERTY HS

## GAME-BY-GAME

Opponent	Date	GS	MIN	Total		3-Pointers		Free throws		Rebounds				PF	A	TO	BLK	STL	PTS	AVG
				FG-FGA	PCT	3FG-3FGA	PCT	FT-FTA	PCT	OFF	DEF	TOT	AVG							
Houston Christian	11/06/2023		17:05	0-4	.000	0-1	.000	2-2	1.000	0	5	5	5.0	2	2	2	0	1	2	2.0
at Abilene Christian	11/09/2023		19:54	4-9	.444	1-4	.250	3-7	.429	0	2	2	3.5	1	1	1	0	1	12	7.0
at TCU	11/12/2023		20:04	2-7	.286	1-2	.500	1-2	.500	0	2	2	3.0	0	0	1	0	1	6	6.7
Georgia Tech	11/16/2023		18:01	3-6	.500	1-1	1.000	2-2	1.000	0	1	1	2.5	2	2	2	0	1	9	7.3
Saint Mary's (CA)	11/19/2023		18:54	1-8	.125	1-4	.250	1-2	.500	2	2	4	2.8	1	2	2	0	1	4	6.6
at SFA	11/25/2023		29:58	2-6	.333	0-1	.000	3-6	.500	0	0	0	2.3	4	0	1	0	2	7	6.7
Texas Southern	11/29/2023		15:10	3-5	.600	0-0	.000	0-2	.000	2	4	6	2.9	2	2	1	0	0	6	6.6
at A&M-Corpus Christi	12/02/2023		19:41	3-6	.500	2-3	.667	5-6	.833	1	0	1	2.6	3	1	2	0	2	13	7.4
Gonzaga	12/09/2023		12:15	2-5	.400	0-1	.000	1-2	.500	0	1	1	2.4	0	3	1	0	2	5	7.1
Prairie View	12/16/2023		18:42	2-6	.333	0-0	.000	10-12	.833	1	2	3	2.5	1	2	1	0	1	14	7.8
at Houston	12/20/2023		21:41	2-5	.400	0-0	.000	7-8	.875	0	1	1	2.4	5	2	4	0	0	11	8.1
Wichita St.	01/03/2024		20:56	3-10	.300	1-3	.333	4-5	.800	0	2	2	2.3	2	2	4	0	3	11	8.3
at SMU	01/07/2024		20:05	3-5	.600	0-1	.000	4-4	1.000	0	1	1	2.2	1	2	1	0	2	10	8.5
Charlotte	01/11/2024		13:52	0-5	.000	0-0	.000	2-2	1.000	0	1	1	2.1	1	1	2	1	1	2	8.0
South Fla.	01/14/2024		08:24	1-2	.500	0-0	.000	0-0	.000	0	2	2	2.1	0	0	1	0	0	2	7.6
at East Carolina	01/17/2024		06:35	0-1	.000	0-0	.000	0-0	.000	0	0	0	2.0	0	1	0	0	0	0	7.1
SMU	01/31/2024		05:09	0-0	.000	0-0	.000	0-0	.000	0	0	0	1.9	0	3	0	0	0	0	6.7
at Fla. Atlantic	02/03/2024		13:27	1-5	.200	0-1	.000	3-3	1.000	1	1	2	1.9	2	3	1	0	0	5	6.6
at South Fla.	02/07/2024		23:14	6-10	.600	4-4	1.000	5-5	1.000	0	1	1	1.8	4	1	3	0	0	21	7.4
Tulsa	02/10/2024		22:47	5-12	.417	2-3	.667	5-6	.833	0	3	3	1.9	2	0	2	0	2	17	7.9
East Carolina	02/14/2024		20:30	1-7	.143	0-0	.000	10-12	.833	0	0	0	1.8	0	5	2	0	0	12	8.0
at UAB	02/17/2024		26:47	5-10	.500	2-2	1.000	4-4	1.000	1	1	2	1.8	5	1	1	0	2	16	8.4
at Memphis	02/20/2024		11:25	1-3	.333	0-0	.000	1-2	.500	0	0	0	1.7	1	1	3	0	0	3	8.2
Temple	02/25/2024		21:44	0-8	.000	0-3	.000	3-4	.750	1	1	2	1.8	3	0	2	0	3	3	8.0
North Texas	03/02/2024		20:59	3-9	.333	0-2	.000	0-0	.000	0	1	1	1.7	1	3	0	0	1	6	7.9
<b>Totals</b>		<b>0</b>	<b>447:19</b>	<b>53-154</b>	<b>.344</b>	<b>15-36</b>	<b>.417</b>	<b>76-98</b>	<b>.776</b>	<b>9</b>	<b>34</b>	<b>43</b>	<b>1.7</b>	<b>43</b>	<b>40</b>	<b>40</b>	<b>1</b>	<b>26</b>	<b>197</b>	<b>7.9</b>

	Season-High	Career-High
Points	21, at USF 2/7/24	21, at USF 2/7/24
Rebounds	6, vs. TSU 11/29/23	6, vs. TSU 11/29/23
Assists	3 x3, L: at FAU 2/3/24	4, vs. SFA 11/10/22
Blocks	1, vs. CLT 1/11/24	1, vs. CLT 1/11/24
Steals	3, vs. Wichita State 1/3/24	3, vs. Wichita State 1/3/24
Minutes	29, at SFA 11/25/23	31, at UAB 1/28/23
Double Doubles	-	-

## HONORS

2/10/24 - AAC Player of the Week

## CAREER STATS

		Field Goals		3-Point		F-Throws		Rebounds				Scoring								
SEASON	TEAM	GP-GS	MIN/AVG	FG-FGA	FG%	3FG-3FGA	3FG%	FT-FTA	FT%	OFF	DEF	TOT	AVG	PF-FO	A	TO	BLK	STL	PTS	AVG
2022-23	Rice	32-5	622/19.4	64-189	.339	8-45	.178	41-62	.661	12	53	65	2.0	58-0	58	47	0	20	177	5.5
2023-24	Rice	25-0	447/17.9	53-154	.344	15-36	.417	76-98	.776	9	34	43	1.7	43-2	40	40	1	26	197	7.9
<b>TOTAL</b>		<b>57-5</b>	<b>1069/18.8</b>	<b>117-343</b>	<b>.341</b>	<b>23-81</b>	<b>.284</b>	<b>117-160</b>	<b>.731</b>	<b>21</b>	<b>87</b>	<b>108</b>	<b>1.9</b>	<b>101-2</b>	<b>98</b>	<b>87</b>	<b>1</b>	<b>46</b>	<b>374</b>	<b>6.6</b>



# 32 Trinity GOODEN

**GUARD . 5-10 . JUNIOR-2L**  
**MIDWEST CITY, OKLA . CHOCTAW HS**

## GAME-BY-GAME

Opponent	Date	GS	MIN	Total		3-Pointers		Free throws		Rebounds				PF	A	TO	BLK	STL	PTS	AVG
				FG-FGA	PCT	3FG-3FGA	PCT	FT-FTA	PCT	OFF	DEF	TOT	AVG							
Houston Christian	11/06/2023	*	18:18	0-3	.000	0-1	.000	2-2	1.000	1	1	2	2.0	2	2	0	1	0	2	2.0
at Abilene Christian	11/09/2023	*	18:26	1-2	.500	0-0	.000	2-2	1.000	0	0	0	1.0	4	0	0	0	0	4	3.0
at TCU	11/12/2023	*	25:46	2-6	.333	1-2	.500	0-0	.000	1	0	1	1.0	1	2	0	0	0	5	3.7
Prairie View	12/16/2023		25:34	3-5	.600	1-1	1.000	3-4	.750	2	1	3	1.5	2	5	0	0	0	10	5.3
at Houston	12/20/2023		16:04	0-2	.000	0-0	.000	1-2	.500	3	1	4	2.0	2	1	3	0	0	1	4.4
Wichita St.	01/03/2024	*	21:44	2-3	.667	0-0	.000	0-2	.000	0	0	0	1.7	1	3	0	0	2	4	4.3
at SMU	01/07/2024	*	18:27	0-4	.000	0-1	.000	0-0	.000	0	1	1	1.6	3	0	1	0	0	0	3.7
Charlotte	01/11/2024	*	15:42	0-3	.000	0-1	.000	0-0	.000	0	0	0	1.4	2	1	0	0	1	0	3.3
South Fla.	01/14/2024	*	20:00	1-1	1.000	0-0	.000	1-1	1.000	0	0	0	1.2	2	0	1	0	0	3	3.2
at East Carolina	01/17/2024	*	15:16	1-2	.500	0-0	.000	0-0	.000	0	0	0	1.1	3	2	0	0	0	2	3.1
at Tulane	01/20/2024	*	26:29	2-3	.667	0-0	.000	0-0	.000	1	0	1	1.1	2	2	3	0	0	4	3.2
at Tulsa	01/24/2024	*	20:35	1-7	.143	0-1	.000	0-0	.000	1	1	2	1.2	5	1	4	0	0	2	3.1
Memphis	01/27/2024	*	23:17	1-3	.333	0-0	.000	1-2	.500	1	0	1	1.2	3	1	1	0	0	3	3.1
SMU	01/31/2024	*	16:44	0-5	.000	0-1	.000	2-2	1.000	0	1	1	1.1	1	1	2	0	0	2	3.0
at Fla. Atlantic	02/03/2024	*	27:01	2-4	.500	0-0	.000	1-2	.500	1	2	3	1.3	5	2	2	3	0	5	3.1
at South Fla.	02/07/2024	*	20:24	1-4	.250	0-0	.000	4-4	1.000	1	2	3	1.4	1	1	1	0	0	6	3.3
Tulsa	02/10/2024	*	13:50	1-3	.333	0-0	.000	0-0	.000	0	0	0	1.3	2	0	1	0	0	2	3.2
East Carolina	02/14/2024	*	13:36	0-1	.000	0-0	.000	0-0	.000	0	0	0	1.2	1	2	2	0	1	0	3.1
at UAB	02/17/2024	*	08:01	0-2	.000	0-0	.000	0-0	.000	1	0	1	1.2	1	0	1	0	0	0	2.9
at Memphis	02/20/2024	*	17:45	0-2	.000	0-0	.000	0-0	.000	0	1	1	1.2	2	0	0	0	0	0	2.8
Temple	02/25/2024		10:39	1-2	.500	1-1	1.000	0-0	.000	0	4	4	1.3	1	0	0	1	0	3	2.8
<b>Totals</b>			<b>18 393:39</b>	<b>19-67</b>	<b>.284</b>	<b>3-9</b>	<b>.333</b>	<b>17-23</b>	<b>.739</b>	<b>13</b>	<b>15</b>	<b>28</b>	<b>1.3</b>	<b>46</b>	<b>26</b>	<b>22</b>	<b>5</b>	<b>4</b>	<b>58</b>	<b>2.8</b>

### Player Averages

Games Played	Minutes/game	Points/game	FG Pct	3FG Pct	FT Pct	Rebounds/game	Assists/game	Turnovers/game	Assist/Turnover ratio	Steals/game	Blocks/game
21	18.7	2.8	28.4	33.3	73.9	1.3	1.2	1.0	1.2	0.2	0.2

	Season-High	Career-High
Points	10, vs. PVAMU 12/16/23	13, x2 L: vs UTEP 12/31/22
Rebounds	3, vs. PVAMU 12/16/23	8, vs. OSU, 11/20/21
Assists	5, vs. PVAMU 12/16/23	5 x2, L: vs. PVAMU 12/16/23
Blocks	1, vs. HCU 11/6/23	1, x3, L: at UTEP, 1/14/23
Steals	2, vs. WSU 1/3/24	2, x4, L: vs. WSU 1/3/24
Minutes	27, at FAU 2/3/24	42, vs. Houston 12/10/22
Double Doubles	-	-

## CAREER STATS

SEASON	TEAM	GP-GS	MIN/AVG	Field Goals		3-Point		F-Throws		Rebounds				Scoring						
				FG-FGA	FG%	3FG-3FGA	3FG%	FT-FTA	FT%	OFF	DEF	TOT	AVG	PF-FO	A	TO	BLK	STL	PTS	AVG
2021-22	Rice	26-14	554/21.3	36-116	.310	9-35	.257	33-47	.702	14	49	63	2.4	69-0	27	38	2	13	114	4.4
2022-23	Rice	26-21	525/20.2	30-83	.361	4-19	.211	39-54	.722	22	37	59	2.3	58-3	45	43	1	15	103	4.0
2023-24	Rice	21-18	394/18.7	19-67	.284	3-9	.333	17-23	.739	13	15	28	1.3	46-2	26	22	5	4	58	2.8
<b>TOTAL</b>		<b>73-53</b>	<b>1472/20.2</b>	<b>85-266</b>	<b>.320</b>	<b>16-63</b>	<b>.254</b>	<b>89-124</b>	<b>.718</b>	<b>49</b>	<b>101</b>	<b>150</b>	<b>2.1</b>	<b>173-5</b>	<b>98</b>	<b>103</b>	<b>8</b>	<b>32</b>	<b>275</b>	<b>3.8</b>



# 33 Fatou SAMB

**CENTER . 6-4 . SENIOR-TR  
HOUSTON, TEXAS . WESTSIDE . CAL**

## GAME-BY-GAME

Opponent	Date	GS	MIN	Total		3-Pointers		Free throws		Rebounds				PF	A	TO	BLK	STL	PTS	AVG
				FG-FGA	PCT	3FG-3FGA	PCT	FT-FTA	PCT	OFF	DEF	TOT	AVG							
Houston Christian	11/06/2023		11:55	3-4	.750	0-0	.000	1-3	.333	0	0	0	0.0	1	0	3	0	0	7	7.0
at Abilene Christian	11/09/2023		16:05	1-1	1.000	0-0	.000	0-0	.000	1	1	2	1.0	2	0	2	0	1	2	4.5
at TCU	11/12/2023		23:24	2-5	.400	0-0	.000	1-3	.333	1	4	5	2.3	4	1	0	0	0	5	4.7
Georgia Tech	11/16/2023		18:23	1-2	.500	0-0	.000	2-2	1.000	0	2	2	2.3	2	0	1	2	0	4	4.5
Saint Mary's (CA)	11/19/2023		17:31	1-4	.250	0-0	.000	0-0	.000	2	2	4	2.6	2	1	0	0	1	2	4.0
at SFA	11/25/2023		12:13	0-2	.000	0-0	.000	0-0	.000	3	0	3	2.7	4	0	1	0	0	0	3.3
Texas Southern	11/29/2023		19:43	0-2	.000	0-0	.000	1-2	.500	1	4	5	3.0	0	0	0	1	0	1	3.0
at A&M-Corpus Christi	12/02/2023		15:31	1-3	.333	0-0	.000	4-4	1.000	3	3	6	3.4	3	1	0	2	1	6	3.4
Gonzaga	12/09/2023		09:26	1-2	.500	0-0	.000	1-1	1.000	1	0	1	3.1	0	1	0	0	0	3	3.3
Prairie View	12/16/2023		14:52	2-2	1.000	0-0	.000	0-0	.000	2	3	5	3.3	1	2	1	0	0	4	3.4
at Houston	12/20/2023		08:02	0-0	.000	0-0	.000	4-4	1.000	1	1	2	3.2	4	0	0	0	1	4	3.5
Wichita St.	01/03/2024		15:40	1-2	.500	0-0	.000	0-0	.000	0	0	0	2.9	1	0	0	1	0	2	3.3
at SMU	01/07/2024		17:19	1-4	.250	0-0	.000	0-0	.000	2	1	3	2.9	2	0	3	1	0	2	3.2
Charlotte	01/11/2024		17:11	1-4	.250	0-0	.000	0-0	.000	1	1	2	2.9	3	2	1	1	0	2	3.1
South Fla.	01/14/2024		15:43	1-1	1.000	0-0	.000	1-3	.333	1	1	2	2.8	3	1	0	0	0	3	3.1
at East Carolina	01/17/2024		05:53	1-1	1.000	0-0	.000	0-0	.000	0	2	2	2.8	0	0	0	1	0	2	3.1
at Tulane	01/20/2024		26:40	0-1	.000	0-0	.000	1-2	.500	0	2	2	2.7	1	1	1	0	0	1	2.9
at Tulsa	01/24/2024		10:23	0-0	.000	0-0	.000	0-0	.000	1	2	3	2.7	0	2	0	0	0	0	2.8
Memphis	01/27/2024	*	13:27	2-4	.500	0-0	.000	2-4	.500	1	2	3	2.7	2	0	3	0	0	6	2.9
SMU	01/31/2024	*	13:52	4-6	.667	0-0	.000	2-4	.500	1	2	3	2.8	3	0	2	0	0	10	3.3
at Fla. Atlantic	02/03/2024	*	17:35	1-3	.333	0-0	.000	0-0	.000	0	1	1	2.7	3	1	1	0	0	2	3.2
at South Fla.	02/07/2024	*	10:55	0-1	.000	0-0	.000	0-0	.000	0	1	1	2.6	0	0	0	0	0	0	3.1
Tulsa	02/10/2024	*	07:17	1-1	1.000	0-0	.000	0-0	.000	0	1	1	2.5	2	1	2	0	0	2	3.0
East Carolina	02/14/2024	*	13:54	2-3	.667	0-0	.000	1-2	.500	2	0	2	2.5	1	1	3	1	0	5	3.1
at UAB	02/17/2024		02:29	0-1	.000	0-0	.000	0-0	.000	0	0	0	2.4	0	0	0	0	0	0	3.0
at Memphis	02/20/2024		00:26	0-0	.000	0-0	.000	0-0	.000	0	0	0	2.3	1	0	0	0	0	0	2.9
Temple	02/25/2024		03:41	0-0	.000	0-0	.000	0-0	.000	0	0	0	2.2	1	0	0	0	0	0	2.8
<b>Totals</b>		<b>6</b>	<b>359:30</b>	<b>27-59</b>	<b>.458</b>	<b>0-0</b>	<b>.000</b>	<b>21-34</b>	<b>.618</b>	<b>24</b>	<b>36</b>	<b>60</b>	<b>2.2</b>	<b>46</b>	<b>15</b>	<b>24</b>	<b>10</b>	<b>4</b>	<b>75</b>	<b>2.8</b>

	Season-High	Career-High
Points	10, vs. SMU 1/31/24	10, 3x last 2/16/22
Rebounds	6, at TA&M-CC 12/4/23	7, vs San Francisco 11/13/21
Assists	2 x3 L: at Tulsa 1/24/24	3, vs Cal State LA 02/16/22
Blocks	2 x2, L: at TAMCC 12/2/23	3, vs San Francisco 12/10/20
Steals	1 x3, L: at TAMCC 12/2/23	2, vs Oregon 01/09/22
Minutes	26, at Tulane 1/20/24	29, vs. Washington 12/4/20
Double Doubles	-	-

## CAREER STATS

				Field Goals		3-Point		F-Throws		Rebounds				Scoring						
SEASON	TEAM	GP-GS	MIN/AVG	FG-FGA	FG%	3FG-3FGA	3FG%	FT-FTA	FT%	OFF	DEF	TOT	AVG	PF-FO	A	TO	BLK	STL	PTS	AVG
2020-21	Cal	17-8	267/15.7	17-56	.304	0-0	.000	15-20	.750	19	26	45	2.6	25-0	8	34	7	1	49	2.9
2021-22	Cal	21-1	191/9.1	16-33	.485	0-0	.000	8-15	.533	14	25	39	1.9	21-0	7	25	1	6	40	1.9
2022-23	Rice	12-0	49/4.1	4-11	.364	0-0	.000	5-8	.625	5	6	11	0.9	13-0	0	8	0	1	13	1.1
2023-24	Rice	27-6	359/13.3	27-59	.458	0-0	.000	21-34	.618	24	36	60	2.2	46-0	15	24	10	4	75	2.8
<b>TOTAL FOR Rice</b>		<b>39-6</b>	<b>409/10.5</b>	<b>31-70</b>	<b>.443</b>	<b>0-0</b>	<b>.000</b>	<b>26-42</b>	<b>.619</b>	<b>29</b>	<b>42</b>	<b>71</b>	<b>1.8</b>	<b>59-0</b>	<b>15</b>	<b>32</b>	<b>10</b>	<b>5</b>	<b>88</b>	<b>2.3</b>
<b>TOTAL</b>		<b>77-15</b>	<b>866/11.2</b>	<b>64-159</b>	<b>.403</b>	<b>0-0</b>	<b>.000</b>	<b>49-77</b>	<b>.636</b>	<b>62</b>	<b>93</b>	<b>155</b>	<b>2.0</b>	<b>105-0</b>	<b>30</b>	<b>91</b>	<b>18</b>	<b>12</b>	<b>177</b>	<b>2.3</b>



# 35 Sussy NGULEFAC

**CENTER . 6-3 . JUNIOR-TR**  
**LILBURN, GA . PARKVIEW / SAMFORD**

## GAME-BY-GAME

Opponent	Date	GS	MIN	Total		3-Pointers		Free throws		Rebounds				PF A TO BLK STL PTS AVG						
				FG-FGA	PCT	3FG-3FGA	PCT	FT-FTA	PCT	OFF	DEF	TOT	AVG	PF	A	TO	BLK	STL	PTS	AVG
Houston Christian	11/06/2023		10:33	1-4	.250	0-0	.000	3-4	.750	3	0	3	3.0	1	0	3	0	1	5	5.0
at Abilene Christian	11/09/2023		04:20	0-0	.000	0-0	.000	0-0	.000	0	2	2	2.5	1	0	1	0	0	0	2.5
at TCU	11/12/2023		06:37	0-1	.000	0-0	.000	0-0	.000	1	1	2	2.3	1	0	1	0	0	0	1.7
Memphis	01/27/2024		07:27	1-2	.500	0-0	.000	0-0	.000	1	1	2	2.3	0	0	1	0	0	2	1.8
SMU	01/31/2024		26:08	8-9	.889	0-0	.000	3-6	.500	1	6	7	3.2	2	1	2	1	0	19	5.2
at Fla. Atlantic	02/03/2024		18:16	2-4	.500	0-0	.000	1-3	.333	0	3	3	3.2	3	0	2	0	0	5	5.2
at South Fla.	02/07/2024		13:36	1-2	.500	0-0	.000	0-0	.000	0	2	2	3.0	4	3	0	0	0	2	4.7
Tulsa	02/10/2024		01:42	0-0	.000	0-0	.000	0-0	.000	0	0	0	2.6	2	0	0	0	0	0	4.1
East Carolina	02/14/2024		10:32	2-3	.667	0-0	.000	0-0	.000	1	1	2	2.6	1	0	1	0	0	4	4.1
at UAB	02/17/2024		08:28	2-2	1.000	0-0	.000	0-0	.000	0	0	0	2.3	0	0	1	0	0	4	4.1
at Memphis	02/20/2024		13:24	2-3	.667	0-0	.000	2-2	1.000	1	2	3	2.4	2	0	0	0	0	6	4.3
Temple	02/25/2024		13:57	3-3	1.000	0-0	.000	0-0	.000	1	0	1	2.3	3	0	1	0	0	6	4.4
North Texas	03/02/2024		22:29	5-7	.714	0-0	.000	3-4	.750	1	3	4	2.4	2	1	2	2	1	13	5.1
<b>Totals</b>		<b>0</b>	<b>157:28</b>	<b>27-40</b>	<b>.675</b>	<b>0-0</b>	<b>.000</b>	<b>12-19</b>	<b>.632</b>	<b>10</b>	<b>21</b>	<b>31</b>	<b>2.4</b>	<b>22</b>	<b>5</b>	<b>15</b>	<b>3</b>	<b>2</b>	<b>66</b>	<b>5.1</b>

### Player Averages

Games Played	Minutes/game	Points/game	FG Pct	3FG Pct	FT Pct	Rebounds/game	Assists/game	Turnovers/game	Assist/Turnover ratio	Steals/game	Blocks/game
13	12.1	5.1	67.5	0.0	63.2	2.4	0.4	1.2	0.3	0.2	0.2

	Season-High	Career-High
Points	19, vs. SMU 1/31/24	22, at UNCG 2/2/23
Rebounds	7, vs. SMU 1/31/24	11, vs. Chattanooga 1/10/22
Assists	1, vs. SMU 1/31/24	3, Four times
Blocks	1, vs. SMU 1/31/24	5, at Alabama St. 12/7/22
Steals	1 vs. HCU 11/6/23	2, Two times, L vs. UNCG 2/10/22
Minutes	26, vs. SMU 1/31/24	39, at UCF, 11/26/22
Double Doubles	-	1, vs. Chattanooga 1/10/22

## HONORS

**SAMFORD**

**2022-23 SCSMA All-SoCon Third Team**

**2021-22 All-SoCon Freshman Team - unanimous**

## CAREER STATS

SEASON	TEAM	GP-GS	MIN/AVG	Field Goals		3-Point		F-Throws		Rebounds				Scoring						
				FG-FGA	FG%	3FG-3FGA	3FG%	FT-FTA	FT%	OFF	DEF	TOT	AVG	PF-FO	A	TO	BLK	STL	PTS	AVG
2021-22	SU	30-23	651/21.7	124-194	.639	0-0	.000	37-81	.457	57	77	134	4.5	74-1	13	62	16	14	285	9.5
2022-23	SU	30-30	722/24.1	140-221	.633	0-0	.000	65-117	.556	53	95	148	4.9	78-1	29	69	25	8	345	11.5
2023-24	Rice	13-0	157/12.1	27-40	.675	0-0	.000	12-19	.632	10	21	31	2.4	22-0	5	15	3	2	66	5.1
<b>TOTAL FOR Rice</b>		<b>13-0</b>	<b>157/12.1</b>	<b>27-40</b>	<b>.675</b>	<b>0-0</b>	<b>.000</b>	<b>12-19</b>	<b>.632</b>	<b>10</b>	<b>21</b>	<b>31</b>	<b>2.4</b>	<b>22-0</b>	<b>5</b>	<b>15</b>	<b>3</b>	<b>2</b>	<b>66</b>	<b>5.1</b>
<b>TOTAL</b>		<b>73-53</b>	<b>1531/21.0</b>	<b>291-455</b>	<b>.640</b>	<b>0-0</b>	<b>.000</b>	<b>114-217</b>	<b>.525</b>	<b>120</b>	<b>193</b>	<b>313</b>	<b>4.3</b>	<b>174-2</b>	<b>47</b>	<b>146</b>	<b>44</b>	<b>24</b>	<b>696</b>	<b>9.5</b>



# 44 Shelby HAYES

**CENTER . 6-2 . SOPHOMORE**  
**CEDAR PARK, TEXAS . CEDAR PARK**

## GAME-BY-GAME

Opponent	Date	GS	MIN	Total		3-Pointers		Free throws		Rebounds				PF	A	TO	BLK	STL	PTS	AVG
				FG-FGA	PCT	3FG-3FGA	PCT	FT-FTA	PCT	OFF	DEF	TOT	AVG							
Houston Christian	11/06/2023	*	17:32	3-5	.600	0-0	.000	1-2	.500	3	1	4	4.0	2	1	3	0	1	7	7.0
at Abilene Christian	11/09/2023	*	14:52	1-3	.333	0-0	.000	1-2	.500	0	3	3	3.5	0	1	1	1	1	3	5.0
at TCU	11/12/2023	*	09:59	0-5	.000	0-0	.000	0-0	.000	0	1	1	2.7	2	2	0	0	0	0	3.3
Georgia Tech	11/16/2023	*	21:37	4-9	.444	0-0	.000	0-0	.000	4	3	7	3.8	1	2	1	0	1	8	4.5
Saint Mary's (CA)	11/19/2023	*	22:29	1-4	.250	0-0	.000	0-0	.000	4	2	6	4.2	2	0	1	0	0	2	4.0
at SFA	11/25/2023	*	24:40	4-9	.444	0-0	.000	2-2	1.000	3	4	7	4.7	1	1	3	0	0	10	5.0
Texas Southern	11/29/2023	*	20:17	1-5	.200	0-0	.000	0-0	.000	3	4	7	5.0	1	1	2	0	0	2	4.6
at A&M-Corpus Christi	12/02/2023	*	24:29	5-8	.625	0-0	.000	1-1	1.000	2	1	3	4.8	3	5	0	1	2	11	5.4
Gonzaga	12/09/2023	*	30:34	5-8	.625	0-0	.000	1-2	.500	1	5	6	4.9	4	1	2	0	0	11	6.0
Prairie View	12/16/2023	*	25:08	3-8	.375	0-0	.000	4-4	1.000	4	4	8	5.2	3	3	2	1	1	10	6.4
at Houston	12/20/2023	*	17:21	1-2	.500	0-0	.000	2-2	1.000	1	4	5	5.2	0	0	0	0	0	4	6.2
Wichita St.	01/03/2024	*	09:36	1-1	1.000	0-0	.000	0-1	.000	2	0	2	4.9	3	0	1	0	0	2	5.8
at SMU	01/07/2024	*	05:57	1-1	1.000	0-0	.000	0-0	.000	1	0	1	4.6	1	0	2	0	0	2	5.5
Charlotte	01/11/2024	*	06:28	2-3	.667	0-0	.000	0-0	.000	1	0	1	4.4	2	0	1	0	0	4	5.4
South Fla.	01/14/2024	*	05:42	1-3	.333	0-0	.000	0-0	.000	1	0	1	4.1	3	0	0	0	0	2	5.2
at East Carolina	01/17/2024	*	34:08	8-11	.727	0-0	.000	2-2	1.000	3	1	4	4.1	2	3	2	0	1	18	6.0
at Tulane	01/20/2024	*	11:22	1-3	.333	0-0	.000	0-0	.000	0	2	2	4.0	1	1	3	0	0	2	5.8
at Tulsa	01/24/2024	*	01:49	1-1	1.000	0-0	.000	0-0	.000	0	0	0	3.8	0	0	0	0	0	2	5.6
<b>Totals</b>		<b>18</b>	<b>303:60</b>	<b>43-89</b>	<b>.483</b>	<b>0-0</b>	<b>.000</b>	<b>14-18</b>	<b>.778</b>	<b>33</b>	<b>35</b>	<b>68</b>	<b>3.8</b>	<b>31</b>	<b>21</b>	<b>24</b>	<b>3</b>	<b>7</b>	<b>100</b>	<b>5.6</b>

### Player Averages

Games Played	Minutes/game	Points/game	FG Pct	3FG Pct	FT Pct	Rebounds/game	Assists/game	Turnovers/game	Assist/Turnover ratio	Steals/game	Blocks/game
18	16.9	5.6	48.3	0.0	77.8	3.8	1.2	1.3	0.9	0.4	0.2

	Season-High	Career-High
Points	18, at ECU 1/17/24	18 x2 L: at ECU 1/17/24
Rebounds	8, vs. PVAMU 12/16/23	13, vs. Char 2/25/23
Assists	5, at TA&M-CC 12/4/23	5, at TA&M-CC 12/4/23
Blocks	1 x3, L: vs. PVAMU 12/16/23	1x7 L: vs PVAMU 12/16/23
Steals	2, at TAMCC 12/2/23	2, at TAMCC 12/2/23
Minutes	30, vs. GU 12/9/23	30, vs. GU 12/9/23
Double Doubles	-	1, vs. Char 2/25/23

## CAREER STATS

		Field Goals		3-Point		F-Throws		Rebounds				Scoring								
SEASON	TEAM	GP-GS	MIN/AVG	FG-FGA	FG%	3FG-3FGA	3FG%	FT-FTA	FT%	OFF	DEF	TOT	AVG	PF-FO	A	TO	BLK	STL	PTS	AVG
2022-23	Rice	23-1	234/10.2	34-72	.472	0-2	.000	27-38	.711	33	28	61	2.7	33-0	10	17	4	2	95	4.1
2023-24	Rice	18-18	304/16.9	43-89	.483	0-0	.000	14-18	.778	33	35	68	3.8	31-0	21	24	3	7	100	5.6
<b>TOTAL</b>		<b>41-19</b>	<b>538/13.1</b>	<b>77-161</b>	<b>.478</b>	<b>0-2</b>	<b>.000</b>	<b>41-56</b>	<b>.732</b>	<b>66</b>	<b>63</b>	<b>129</b>	<b>3.1</b>	<b>64-0</b>	<b>31</b>	<b>41</b>	<b>7</b>	<b>9</b>	<b>195</b>	<b>4.8</b>

# RICE OWLS RADIO/TV ROSTER




**Malia Fisher**  
6-2-Jr.-F



**Emily Klaczek**  
5-8-Jr.-G



**Pace Rickard**  
5-6-Fr.-G



**Destiny Jackson**  
5-9-5th-G



**Dominique Ennis**  
5-9-So.-G



**Layla Conley**  
5-8-Fr.-G



**Maya Bokunewicz**  
6-0-Jr.-G



**Hailey Adams**  
6-1-R-Fr.-G



**Kennedy Clifton**  
6-0-So.-G/F



**Ashlyn Zhang**  
5-7-So.-G



**Jazzy Owens-Barnett**  
5-7-So.-G



**Trinity Gooden**  
5-10-Jr.-G



**Fatou Samb**  
6-4-Sr.-C



**Sussy Ngulefac**  
6-3-Jr.-C



**Shelby Hayes**  
6-2-So.-C



**Lindsay Edmonds**  
Head Coach



**Lakevia Boykin**  
Assistant Coach



**Nick Grant**  
Assistant Coach



**Danyelle Grant**  
Assistant Coach

