

• 2023-24 UTSA ROADRUNNERS WOMEN'S BASKETBALL •

| AAC Semifinals | March 12 | Fort Worth Texas | Dickies Arena |

#CASHIN • #BIRDSUP • #LETSGO210

GOUTSA.COM



2023-24 SCHEDULE AND RESULTS

THE MATCHUP

HEAD-TO-HEAD

NOVEMBER

| | | |
|----|-------------------------|----------------------|
| 6 | at Arizona State | L, 55-70 |
| 10 | New Mexico State | W, 58-55 |
| 15 | at A&M-Corpus Christi | W, 66-59 (OT) |
| 18 | at UT Arlington | W, 70-66 |
| 20 | at Texas Tech | L, 58-63 |
| 25 | at Sam Houston State | W, 63-56 |
| 30 | Texas State | L, 57-65 (OT) |

DECEMBER

| | | |
|----|----------------|-----------------|
| 3 | UTEP | W, 90-66 |
| 14 | Houston | L, 64-66 |
| 17 | at Oregon | L, 48-61 |
| 19 | at Seattle U | W, 75-64 |
| 30 | at Temple * | L, 78-51 |

JANUARY

| | | |
|----|------------------------|-----------------------|
| 2 | at East Carolina * | L, 54-82 |
| 6 | Wichita State * | W, 74-60 |
| 10 | at Florida Atlantic * | W, 73-60 |
| 14 | Charlotte * | W, 81-80 (2OT) |
| 16 | South Florida * | W, 65-42 |
| 21 | at UAB * | L, 53-54 |
| 27 | at SMU * | L, 55-78 |
| 31 | North Texas * | W, 75-67 (OT) |

FEBRUARY

| | | |
|----|---------------------------|-----------------|
| 4 | Tulane * | L, 64-75 |
| 11 | UAB * | W, 76-58 |
| 14 | at Tulsa * | L, 70-74 |
| 18 | at North Texas * | W, 66-63 |
| 22 | Temple * | L, 48-56 |
| 25 | Florida Atlantic * | W, 76-60 |
| 28 | at Memphis * | L, 53-60 |

MARCH

| | | |
|----|--------------------------------|-----------------|
| 2 | at Wichita State * | W, 68-61 |
| 5 | Rice * | W, 60-52 |
| 11 | No. 5 Seed USF#(Quarterfinals) | 2 p.m. |
| 12 | East Carolina#(Semifinals) | W, 58-56 |
| 13 | AAC Championship | 6 p.m. |

All Times Central | Home Games in Bold | AAC Games * | AAC Championships*

WE ARE UTSA

When referencing University of Texas at San Antonio Athletics, please use the acronym **UTSA** and the nickname **ROADRUNNERS**. Please refrain from using UT-San Antonio, Texas-San Antonio, UT-SA, Lady Roadrunners or any other variation.

• Senior Jordyn Jenkins poured in 20 points off the bench as the No. 4 seed UTSA women's basketball team narrowly bested No. 5 seed South Florida 58-56 in the 2024 American Athletic Conference Women's Basketball Championship quarterfinals on Monday inside Dickies Arena.

• The No. 9 seed Pirates (18-3, 9-9 The American), who have won five consecutive games in The American Championship. ECU prevailed at the 2023 edition of the championships and, in 2024, took down No. 8 seed Memphis 65-63 before upsetting No. 1 seed Tulsa 75-71 to advance into the semifinals.

• Along the way, Danae McNeal made history, setting the tournament single-game steals record and tying the conference benchmark, swiping 10 to top the Golden Hurricanes.

• The Pirates also swatted 14 blocks against the Tigers for a new conference championship record.

• McNeal is the league's Defensive Player of the Year and was a first-team all-conference selection.

• Joining her in receiving league recognition, Tatyana Wyche was picked for the all-newcomer team.

McNeal ranks 16th across the NCAA, scoring 21.0 ppg at a 41.5% clip.

• Joining her on the AAC leader board, Wyche blocks 1.63 shots per game, which sits second, and Amiya Joyner's 11 double-doubles are third in the league.

• As a team, the Pirates are 14th in the nation, recording 5.1 blocks per game, are 24th with 10.7 steals per game, and are 24th, collecting 14.6 offensive rebounds each time out.



March 12
Ft. Worth, Texas
UTSA vs East Carolina



| | | |
|------|------------------------|------|
| 64.7 | POINTS PER GAME | 66.5 |
| 63.5 | OPP. POINTS PER GAME | 62.9 |
| 45.4 | REBOUNDS PER GAME | 37.6 |
| +9.3 | REBOUNDING MARGIN | -1.3 |
| 39.4 | FIELD GOAL PCT. | 39.5 |
| 28.7 | 3-POINT PCT. | 27.6 |
| 65.5 | FREE THROW PCT. | 71.5 |
| 13.4 | ASSISTS PER GAME | 12.7 |
| 17.7 | TURNOVERS PER GAME | 17.6 |
| 6.6 | STEALS PER GAME | 10.7 |
| 4.7 | BLOCKED SHOTS PER GAME | 5.1 |

No. 4 Seed UTSA Roadrunners

| | |
|-------------------------------------|-------------------|
| Overall Record | 17-13 |
| American Athletic Conference Record | 10-8 |
| Home Record | 9-4 |
| Away Record | 7-9 |
| Neutral Record | 1-0 |
| 2022-23 Record / C-USA Finish | 13-19, 9-11 / 6th |

No. 9 Seed East Carolina

| | |
|-------------------------------------|-------|
| Overall Record | 18-13 |
| American Athletic Conference Record | 9-9 |
| Home Record | 10-6 |
| Away Record | 6-5 |
| Neutral Record | 2-2 |
| UTSA All-Time vs ECU | 1-1 |
| at UTSA | 1-0 |
| at ECU | 0-1 |
| Current Streak | L1 |

WHERE TO WATCH: ESPN+

www.goutsa.com/wbblive
Tiffany Greene (play-by-play)
Jasmine Thomas (analyst)
Morgan Uber (Reporter)

GAME COVERAGE

Stats: goutsa.com/wbbstats
X (Twitter): @UTSAWBB
Instagram: @UTSA_WBB

WHERE TO LISTEN: THE BULL 93.3

www.goutsa.com/wbradio
Neal Raphael (play-by-play)
The iHeartRadio app


PREVIOUS STARTERS: 58-56 WIN VS NO. 5 SEED USF (QUARTERFINALS)




1
**HAILEY
ATWOOD**
SO • G • 5-8



12
**AYSIA
PROCTOR**
FR • G • 5-8



22
**KYRA
WHITE**
SR • G • 5-9



25
**IDARA
UDO**
FR • F • 6-1



0
**ELYSSA
COLEMAN**
R-JR • F • 6-3

QUICK FACTS

Institution Name..... The University of Texas at San Antonio (UTSA)
 Location..... San Antonio, Texas
 Founded..... 1969
 Enrollment..... 34,864
 Nickname..... Roadrunners
 School Colors..... Navy Blue (PMS 289), Orange (PMS 1665), White
 Arena (Capacity)..... Convocation Center (2,650)
 Year Opened..... 1975
 Conference..... American Athletic Conference
 President..... T. Taylor Eighmy, Ph.D. (Tufts, 1980)
 Vice President/Athletics Director..... Lisa Campos (Colorado State)
 Athletic Department Phone..... 210.458.4161
 Ticket Office Phone..... 210.458.UTSA (8872)

TEAM INFORMATION

2022-23 Overall Record..... 13-19
 Home / Away / Neutral..... 8-4/ 3-12 / 2-3
 Conference Record/Finish (Conference USA)..... 9-11/6th
 Letterwinners Returning/Lost..... 11/3
 Starters Returning/Lost..... 5/0
 Newcomers..... 5

HISTORY

First Year of Basketball..... 1981-82
 All-Time Record (pct.)..... 557-633 (.466)
 All-Time AAC Record (pct.)..... 10-8 (.556)
 Conference Regular Season Championships..... 2
 2002-03 (Southland Conference) • 2008-09 (Southland Conference)
 Conference Tournament Championships..... 2
 2008 (Southland) • 2009 (Southland)
 NCAA Tournament Appearances/Record..... 2/0-2 (.000)
 2008 • 2009
 Last NCAA Postseason Opponent/Result..... 2009
 Lost to No. 2 seed Baylor, 87-82 OT (March 22, 2009)

COACHING STAFF

Head Coach..... Karen Aston (Third season - Little Rock, 1987)
 Record at UTSA (Years)..... 37-55 (Third season)
 Career Record (Years)..... 322-201 (16th season)
 Assoc. Head Coach..... Jamie Carey (third season - Texas, 2004)
 Assistant Coaches..... Empress Davenport (third season - Texas, 2016)
 Cameron Miles (third season - San Diego, 2004)
 Dir./WBB Operations..... Chantel Govan (First season - UTSA, 2022)
 Player Development..... Sophia Ramos (First Season - San Diego St., 2022)
 Graduate Assistant..... Angel Almaguer (First season - UTSA , 2022)

ATHLETICS COMMUNICATIONS

Associate Athletics Director/Communications..... Kyle Stephens
 Associate Director [MBB Contact]..... Michael Stambaugh
 Assistant Director [WBB Contact]..... Ryan Smith
 Assistant Director..... Alma Solis
 Smith's Email Address..... ryan.smith2@utsa.edu
 Smith's Cell Phone..... 361.442.9600
 Website..... goutsa.com
 General Athletics X (Twitter)..... @UTSAathletics
 Women's Basketball X (Twitter)..... @UTSAWBB
 Women's Basketball Instagram..... @UTSA_WBB

ROADRUNNER NOTES AND NEWS

LAST TIME OUT

• Senior Jordyn Jenkins poured in 20 points off the bench as the No. 4 seed UTSA women's basketball team narrowly bested No. 5 seed South Florida 58-56 in the 2024 American Athletic Conference Women's Basketball Championship quarterfinals on Monday inside Dickies Arena.
 • Jenkins went 9-for-16 from the field, collecting a team-high six rebounds in the process.
 • Redshirt junior Elyssa Coleman and senior Kyra White each charted nine points, while White dished out seven assists with five rebounds.
 • Also performing well, sophomore Sidney Love logged five assists with five rebounds.
 • The win marked back-to-back seasons in which UTSA reached the semifinals of its conference tournament.

'RUNNERS IN THE RANKINGS

• As of 3/8 UTSA is leading The American in several statistics, including rebound per game where a 45.4 average is sixth nationally.
 • The 'Runners also collect 16.2 offensive rebounds per game, which ranks seventh, and a plus-9.3 rebound margin is the ninth-most in the NCAA.
 • The team also manages 29.2 defensive rebounds each time out to slot them 21st, while a 36.1% field goal defense is 16th and 4.7 blocks per game is 28th.
 • Redshirt junior Elyssa Coleman has played a crucial role in the team's defensive success, swatting 1.54 blocks per game for the second-most in the AAC.
 • She also ranks 9th with 7.8 rebounds per game, and freshman Idara Udo ranks fourth, collecting 3.8 offensive boards per game.
 • Senior Kyra White sits second with 4.6 assists per game and is also second, playing 34.7 minutes per game.

NOTE PAD

2023-24 WOMEN'S BASKETBALL ROSTER

| # | Name | Pos | Ht | Yr. | Hometown • High School / Previous School |
|----|------------------|-----|------|----------|--|
| 0 | Elyssa Coleman | F | 6-3 | R-Jr.-2L | Houston, Texas/Atascocita HS/Texas |
| 1 | Hailey Atwood | G | 5-8 | GS.-2L | Austin, Texas/Bowie HS/Blinn CC |
| 2 | Alexis Parker | G | 5-9 | So.-1L | San Antonio, Texas/Brandeis HS |
| 3 | Emma Lucio | G | 5-9 | Fr.-HS | Edinburg, Texas / Robert Vela HS |
| 4 | Siena Guttadauro | G | 5-6 | So.-2L | San Jose, Calif./Archbishop Mitty HS |
| 5 | Madison Cockrell | G | 5-4 | So.-1L | Dallas, Texas/Bishop Lynch HS |
| 11 | Sidney Love | G | 5-8 | So.-1L | Cibolo, Texas/Steele HS |
| 12 | Aysia Proctor | G | 5-8 | Fr.-HS | Schertz, Texas / Samuel Clemens HS |
| 13 | Sarai Estupiñan | G | 5-5 | Jr.-TR | Cedar Park, Texas / St. Mary's (TX) / Tallahassee CC |
| 20 | Maya Linton | F | 6-0 | So.-1L | Duncanville, Texas/Duncanville HS |
| 21 | Cheyenne Rowe | F | 6-2 | So.-TR | Ajax, Ontatio / Bill Crothers Secondary School / JMU |
| 22 | Kyra White | G | 5-9 | Sr.-1L | Converse, Texas/Judson HS/Southern California |
| 23 | Kyleigh McGuire | F | 5-10 | Sr.-1L | Houston, Texas/Atascocita HS |
| 25 | Idara Udo | F | 6-1 | Fr.-HS | Plano, Texas / Plano East HS |
| 30 | Nissa Sam-Grant | C | 6-4 | Sr.-1L | Marietta, Ga./Wheeler HS/Panola CC |
| 32 | Jordyn Jenkins | F | 6-0 | Sr.-1L | Kent, Wash./Kentridge HS/Southern California |

UTSA RECORD WHEN...

| Category | H | R | N | O |
|---|-----|--------|-------------------|---------------------|
| Overall | 9-4 | 7-9 | 1-0 | 17-13 |
| Conference | 7-2 | 3-6 | 0-0 | 10-8 |
| The American Championships | 0-0 | 0-0 | 0-0 | 1-0 |
| Non-Conference | 2-2 | 4-3 | 0-0 | 6-5 |
| Overtime | 2-1 | 1-0 | 0-0 | 3-1 |
| Double Overtime | 1-0 | 0-0 | 0-0 | 1-0 |
| Top-10 Opponents | 0-0 | 0-0 | 0-0 | 0-0 |
| Top-25 Opponents | 0-0 | 0-0 | 0-0 | 0-0 |
| Receiving Votes | 0-0 | 0-0 | 0-0 | 0-0 |
| Wear White | 7-4 | 0-1 | 1-0 | 8-5 |
| Wear Orange | 1-0 | 4-5 | 0-0 | 5-5 |
| Wear Navy | 1-0 | 3-3 | 0-0 | 4-3 |
| In November | 1-1 | 3-2 | 0-0 | 4-3 |
| In December | 1-1 | 1-2 | 0-0 | 2-3 |
| In January | 4-0 | 1-3 | 0-0 | 5-3 |
| In February | 2-2 | 1-2 | 0-0 | 3-4 |
| In March | 1-0 | 1-0 | 1-0 | 3-0 |
| Lead at Half | 8-0 | 3-1 | 0-0 | 11-1 |
| Trail at Half | 1-4 | 3-8 | 1-0 | 5-11 |
| Tied at Half | 0-0 | 1-0 | 0-0 | 1-0 |
| Decided by 1-4 Points | 2-1 | 1-2 | 1-0 | 4-3 |
| Decided by 5-9 Points | 2-2 | 4-2 | 0-0 | 6-4 |
| Decided by 10+ Points | 5-1 | 2-5 | 0-0 | 7-6 |
| Scoring 80+ | 2-0 | 0-0 | 0-0 | 2-0 |
| Scoring 70-79 | 4-0 | 3-1 | 0-0 | 7-1 |
| Scoring 60-69 | 2-2 | 4-0 | 0-0 | 6-2 |
| Scoring 50-59 | 1-1 | 0-7 | 1-0 | 2-8 |
| Scoring 0-49 | 0-1 | 0-1 | 0-0 | 0-2 |
| Opp. Scoring 80+ | 1-0 | 0-1 | 0-0 | 1-1 |
| Opp. Scoring 70-79 | 0-1 | 1-3 | 0-0 | 1-4 |
| Opp. Scoring 60-69 | 4-2 | 4-3 | 0-0 | 8-5 |
| Opp. Scoring 50-59 | 3-1 | 2-2 | 1-0 | 6-3 |
| Opp. Scoring 0-49 | 1-0 | 0-0 | 0-0 | 1-0 |
| FG 50% or Higher | 1-0 | 0-0 | 0-0 | 1-0 |
| FG 40-49.9% | 3-1 | 6-2 | 1-0 | 8-4 |
| FG 39.9% or Lower | 4-3 | 1-6 | 0-0 | 5-9 |
| Opp. FG 50% or Higher | 0-1 | 0-1 | 0-0 | 0-2 |
| Opp. FG 40-49.9% | 0-0 | 2-3 | 0-0 | 2-3 |
| Opp. FG 39.9% or Lower | 8-3 | 5-5 | 1-0 | 14-8 |
| Better FG% than Opp. | 8-3 | 6-2 | 1-0 | 15-5 |
| FG% is Equal | 0-0 | 0-0 | 0-0 | 0-0 |
| Opp. Better FG% | 0-1 | 1-7 | 0-0 | 1-8 |
| FT 80% or Higher | 2-0 | 0-1 | 0-0 | 2-1 |
| FT 70-79.9% | 3-2 | 2-3 | 0-0 | 5-5 |
| FT 69.9% or Lower | 4-2 | 5-5 | 1-0 | 10-7 |
| Opp. FT 80% or Higher | 3-2 | 0-0 | 1-0 | 4-2 |
| Opp. FT 70-79.9% | 3-0 | 1-5 | 0-0 | 4-5 |
| Opp. FT 69.9% or Lower | 3-2 | 6-4 | 0-0 | 9-6 |
| Better FT% than Opp. | 2-1 | 4-4 | 0-0 | 6-5 |
| FT% is Equal | 0-0 | 0-0 | 0-0 | 0-0 |
| Opp. Better FT% | 7-3 | 3-5 | 0-0 | 11-8 |
| Outbounding Opp. | 9-2 | 5-8 | 0-0 | 14-10 |
| Rebounds are Equal | 0-0 | 0-1 | 0-0 | 0-1 |
| Outbounded by Opp. | 0-2 | 1-0 | 1-0 | 2-2 |
| More Assists than Opp. | 8-2 | 5-4 | 1-0 | 14-6 |
| Assists are Equal | 0-0 | 0-0 | 0-0 | 0-0 |
| Fewer Assists than Opp. | 1-2 | 2-5 | 0-0 | 3-7 |
| Fewer TO than Opp. | 3-0 | 5-0 | 0-0 | 8-0 |
| Turnovers are Equal | 0-0 | 0-1 | 0-0 | 0-1 |
| More TO than Opp. | 6-4 | 2-8 | 1-0 | 9-12 |
| 4+ in Double Figures | 2-0 | 2-1 | 0-0 | 4-1 |
| 3 in Double Figures | 5-2 | 3-4 | 0-0 | 8-6 |
| 2 in Double Figures | 2-1 | 2-3 | 0-0 | 4-4 |
| 1 in Double Figures | 0-0 | 0-1 | 1-0 | 1-1 |
| Bench Scores More | 3-1 | 5-8 | 1-0 | 9-9 |
| Bench Points are Equal | 1-0 | 0-0 | 0-0 | 1-0 |
| Opp. Bench Scores More | 5-2 | 2-2 | 0-0 | 7-4 |
| More Fast Break Points | 6-1 | 4-1 | 0-0 | 10-3 |
| Fast Break Points are Equal | 0-0 | 0-1 | 0-0 | 0-1 |
| Fewer Fast Break Points | 3-2 | 3-7 | 1-0 | 7-9 |
| More Points in Paint | 7-2 | 5-7 | 1-0 | 12-9 |
| Points in Paint Equal | 1-0 | 1-0 | 0-0 | 2-0 |
| Fewer Points in Paint | 1-1 | 1-3 | 0-0 | 2-4 |
| Highest Scoring Quarter | | | | |
| 1Q | | 26 | December 3, 2023 | vs UTEP |
| 2Q | | 23 | December 19, 2023 | at Seattle U |
| 3Q | | 26 | December 19, 2023 | at Seattle U |
| 4Q | | 30 | November 25, 2023 | at Sam Houston |
| Lowest Scoring Quarters | | | | |
| 1Q | | 8, 3x | December 17, 2023 | at Oregon |
| 2Q | | 8 | November 25, 2023 | at Sam Houston |
| 3Q | | 12, 7x | February 22, 2024 | vs Temple |
| 4Q | | 8 | February 22, 2024 | vs Temple |
| Opponent Highest Scoring Quarters | | | | |
| 1Q | | 25, 2x | January 2, 2024 | at East Carolina |
| 2Q | | 29 | December 14, 2023 | vs Houston |
| 3Q | | 23 | February 25, 2024 | vs Florida Atlantic |
| 4Q | | 25 | March 2, 2024 | at Wichita State |
| Opponent Lowest Scoring Quarters | | | | |
| 1Q | | 7 | January 16, 2024 | vs South Florida |
| 2Q | | 6, 2x | February 25, 2023 | vs Florida Atlantic |
| 3Q | | 9, 2x | December 14, 2023 | vs Houston |
| 4Q | | 7 | January 16, 2024 | vs South Florida |
| Largest Halftime & Final Score | | | | |
| Half | | 48 | December 3, 2023 | vs UTEP |
| Final | | 90 | December 3, 2023 | vs UTEP |
| Lowest Halftime & Final Score | | | | |
| Half | | 20, 2x | December 17, 2023 | at Oregon |
| Final | | 48, 2x | February 22, 2024 | vs Temple |
| Opponent Largest Halftime & Final Score | | | | |
| Half | | 49 | November 6, 2023 | at Arizona State |
| Final | | 82 | January 2, 2024 | at East Carolina |
| Opponent Lowest Halftime & Final Score | | | | |
| Half | | 16 | January 16, 2024 | vs South Florida |
| Final | | 42 | January 16, 2024 | vs South Florida |

NOTES AND NEWS CONT.

CASHING IN

- The Roadrunners edged past the Bulls in the quarterfinal of The American Championships, marking back-to-back seasons in which UTSA reached the semifinals of its conference tournament.
- The 'Runners have also achieved 17 wins on the year, marking the first time since the 2008-09 team went 24-9 en route to a Southland Conference Championship and an NCAA Tournament berth.
- UTSA will be making the 11th semifinal appearance in the program's history, and should they advance will reach their fifth conference championship appearance
- All five of the Roadrunners conference championship appearances came while as a member of the Southland, and the squad is 2-3 in those contests

MAKING HISTORY

- The Roadrunners concluded their regular season on Tuesday with a 60-52 victory over Rice at the Convocation Center.
- That win allowed them to reach 16 triumphs for the first time since the 2014-15 campaign.
- The victory also allowed them to break out of a six-way tie for the fourth spot and propelled the 'Runners to their highest conference finish since finishing fourth among Conference-USA with an 11-7 record in 2014-15.
- UTSA has also cemented a winning season for the first time since going 16-15 across that 2014-15 season, and posted a winning conference record for the first time since going 10-8 in C-USA back in 2016-17

DOUBLE TROUBLE

- Senior Jordyn Jenkins and redshirt junior Elyssa Coleman each recorded a double-double on Feb. 22, marking the first time since 2021 that a UTSA duo accomplished the feat in the same game
- Jenkins recorded a team-high 15 points to go with 10 rebounds, while Coleman charted 10 points and snagged 11 boards, with four blocks and a steal.
- Senior Kyleigh McGuire and Yuilyana Valcheva last accomplished the feat in a Feb. 6, 2021 contest against Florida International.

IN THE WIN COLUMN

- Following a 76-60 victory over Florida Atlantic on Feb. 25, UTSA won their 14th game of the season, representing the most win since the 2016-17 campaign
- That squad went 14-16, including a 10-8 mark in Conference-USA action before getting bounced by Rice in the first round of the league tournament
- The 2016-17 season also represents the last time UTSA posted a winning conference record, while the 'Runners last finished with a winning overall record when they went 16-15, 11-7 C-USA across 2014-15

NOTES AND NEWS CONT.

GUESS WHOSE BACK?

- The 2022-23 C-USA Player of the Year, Jordyn Jenkins made her 2023-24 debut, and hit the ground running, quickly earning AAC Player of the Week honors
- She won the award on Feb. 19 after battling two of The American's top teams in Tulsa and North Texas.
- She first scored 11 points and snagged seven boards against the Golden Hurricane before exploding for 29 points and four rebounds in just 24 minutes at UNT.
- Jenkins also swiped four steals and swatted two shots
- This marks Jenkins' first time receiving the accolade this season and the fifth time overall, after previously earning the C-USA edition.

THREE FOR AP

- On 2/21 The American announced its weekly awards, selecting Aysia Proctor as the league's Freshman of the Week for the third time
- Proctor started by scoring 10 points and collecting seven rebounds on the road against Tulsa, before dropping 16 points and four three-pointers against North Texas
- Proctor averaged 13.0 ppg, 4.0 RPG, and recorded a steal on the week
- Previously, she was awarded on 2/12, after propelling the Roadrunners to a 76-58 victory over a first-place UAB squad.
- She led the contest with 14 points, going 6-for-9 from the field, including 2-for-4 from beyond the arc, while collecting seven rebounds and two assists.
- She won her first accolade on Jan. 22, following a week that saw her log 14.0 ppg, 8.0 rpg, two blocks, and an assist in games with USF and UAB.
- This marks the first occasion since the 2019-20 campaign in which a UTSA student-athlete claimed the award three times, as Mikayla Woods did so three times in Conference-USA.

ANOTHER ONE

- For the fourth time this season, UTSA has bested the team atop the American Athletic Conference, after a 66-63 win over North Texas on Feb. 16
- Previously, UTSA has picked up victories over Charlotte (Jan 14), North Texas (Jan. 31), and UAB (Feb. 11) when they ranked atop the AAC
- The 'Runners took down the Mean Green despite foul trouble, outshooting the opposition, sinking 41% of their shots to UNT's 37%.
- The 'Runners also logged 10 more points in the paint and 12 more off the bench.
- Jordyn Jenkins was exceptional shooting 11-for-17 from the field, collecting four rebounds, and swiped three steals.
- Redshirt junior Elyssa Coleman flirted with a double-double to the tune of nine points and nine rebounds, while freshman Aysia Proctor poured in 16 points, including four triples.
- Also performing well, sophomore Sidney Love scored four points, with five rebounds and four assists.

THE UNDERDOGS

- On 2/11 The UTSA women's basketball team took down the American Athletic Conference's leader on Sunday, as they bested UAB, 76-58, inside the Convocation Center.
- The win represented the third occasion of the 2023-24 season in which the 'Runners dethroned the league's top team, this time doing it behind a quartet of double-digit scorers.
- The 'Runners bested the Blazers after sinking 32 shots at a 45% clip. UTSA also pulled down 13 more rebounds than their opponent, scored 22 more points in the paint, and recorded twice as many assists.
- Freshman Aysia Proctor led the contest in scoring, dropping 14, while senior Kyra White logged 12 points.
- Sophomore Sidney Love put up 11, and senior Jordyn Jenkins matched her total and collected six rebounds in her season debut.
- Additionally, Proctor tied freshman Idara Udo with a team-leading seven rebounds, and Love topped the contest with six assists.

NOTES AND NEWS CONT.

ON THE DOUBLE

- Sophomore Maya Linton recorded UTSA's first double-double of the season on Nov. 18, 2023 against UTA, and freshman Aysia Proctor the second on Dec. 17
- Redshirt junior Elyssa Colman accomplished the feat on Jan. 6 against Wichita State, before doing it again on Jan. 10 against FAU and on Feb. 4 against Tulane
- Proctor secured her second double-double of the campaign on Jan. 14 in a matchup with Charlotte
- Senior Kyra White logged her first double-double of the season on Jan. 21 in a contest against UAB
- Freshman Idara Udo launched the first double-double of her collegiate career on 1/31 in an overtime win over North Texas
 - Linton scored a career-high 15 points to go along with 10 rebounds in a 70-66 victory over the Lady Mavs
 - Proctor charted a career-best 20 points to go with 11 rebounds in a 61-48 loss to Oregon in Eugene
 - Coleman was incredible against the Shockers, logging a career-high 32 points and a whopping 19 rebounds
 - She then accomplished the feat in her second consecutive contest, scoring 16 point with 10 rebounds against FAU
 - Proctor recorded her second double-double of the campaign as she scored 17 points to go with 13 rebounds in a double-overtime win against the 49ers.
 - White scored 11 points to go with 10 rebounds in a tough 54-53 loss at the hands of the Blazers
 - Udo issued 14 points and 12 rebounds across a 75-67, overtime victory over the Mean Green
 - Coleman recorded her third double-double of the season against the Green Wave, scoring 21 points to go with 12 rebounds

ON THE GLASS

- Entering the month of February, the Roadrunners ranked third across the NCAA with 46.7 rebounds per game and the Roadrunners have led The American in boards since opening the 2024 season
- Redshirt junior Elyssa Coleman leads the team with 7.8 rpg, while freshman Idara Udo collects 6.4 rpg and senior Kyra White 5.9.

A GRAND OLE TIME

- On 1/31, graduate student Hailey Atwood scored five points in a 75-67 win over North Texas, allowing her to surpass the 1,000 point threshold
- She scored 309 points as a freshman at Blinn College and 444 as a sophomore
- Entering UTSA as a junior, she had recorded 753 points and has since logged 250, for 1,003 across her collegiate career

TO BE THE BEST YOU HAVE TO BEAT THE BEST

- On 1/31, UTSA took down a first-place North Texas squad, 75-67 in an overtime thriller
- The win marked the second occasion of the year in which UTSA bested the team atop The American, after the Roadrunners downed Charlotte, 81-80, with a game-winning putback by freshman Idara Udo in double-overtime
- Defensively, UTSA was stellar against the Mean Green, holding the nation's 15th-most efficient shooting team to a 29% clip, 18% under their 47.6% average. • The Roadrunners collected 11 more rebounds than the opposition and performed better at the charity stripe, sinking 79% of their freebies to UNT's 68%.
- The UTSA forwards were phenomenal across the contest, with Udo scoring 14 points and logging 12 rebounds, while redshirt junior Elyssa Coleman scored nine points with nine boards and four blocks.
- Sophomore Sidney Love and freshman Aysia Proctor joined Udo in the double-digit scoring club, as Love charted 13 and Proctor 11.
- Senior Kyra White was also solid, scoring seven points to go with six assists and four rebounds.

JOINING THE CLUB

- Following a six rebound performance against SMU, redshirt junior Elyssa Coleman has joined UTSA's 500-rebound club
- Coleman becomes the 16th Roadrunner to ever accomplish the feat, and the first since Marie Benson did so in the 2019 season
- It took her 81 games to join the club, as she logged 146 rebounds as a freshman, 212 as a sophomore, and through 18 games, 142 across her junior year

NEWCOMERS? NO PROBLEM.

- Newcomer Aysia Proctor became the second Roadrunner to win AAC Freshman of the Week in the 2024 season on Jan. 22
- Proctor shot the basketball extremely well across the week.
- She scored 19 points with eight rebounds in a 65-42 victory over defending champions South Florida before dropping nine and eight rebounds against UAB. She went 10-for-24 from the field, including 5-for-10 from beyond the arc, working 14.0 ppg and 8.0 rpg to go along with two blocks and an assist.
- Idara Udo claimed the accolade earlier in the year, doing so on Dec. 3
- This marks the first occasion in which multiple UTSA freshmen have been honored by a league office since the 2019-20 campaign as Mikayla Woods and Adryana Quezada both accomplished the feat in Conference-USA.

GOING STREAKING

- After falling to Temple and East Carolina, UTSA sparked a four-game winning streak, taking down some of The American's top teams
- UTSA first bested Wichita State, 74-60 for their inaugural AAC victory, with redshirt junior Elyssa Coleman dominating to the tune of 32 points and 19 rebounds.
- They then visited Boca Raton and bested FAU, 73-60, before topping a Charlotte team that sat atop the league standings 81-80 in a double-overtime showdown at the Convo.
- Two days later, UTSA was back in action, hosting the AAC's 2023 Regular Season Champions in South Florida with Senior Kyra White's career-high 23 points leading to a 65-42 win

SHE'S ON A ROLL

- Senior Kyra White, sophomore Sidney Love, freshman Aysia Proctor, redshirt junior Elyssa Coleman and freshman Idara Udo have now each been selected for The American's Weekly Honor Roll
- White was recognized on 11/20 after delivering a pair of solid performances in road victories against TAMUCC and UT Arlington.
- First, White dropped 18 points to go with six rebounds and five assists while propelling the squad to a 15-point come-from-behind victory over the Islanders.
- Later in the week, she added five more points to her total, hauling in six boards and dishing off six assists in a 70-66 win against UTA
- On the week, she swatted a shot and swiped a steal, all while averaging the most assists per game in the league at 5.50.
- Love was chosen on 11/27 after leading the Roadrunners in scoring on the week, first dropping 18 points at a .500 clip against Texas Tech.
- She then scored 12 more in a victory over Sam Houston, allowing her to average 15.0 ppg, to go along with 10 rebounds, and two assists.
- Love shot an efficient 47.6% and went 8-for-9 from the charity stripe.
- Defensively, she boasted a block and swiped five steals.
- Proctor was selected on 12/18 after averaging 19.5 ppg to go with 8.0 rpg after coming off the bench against Houston and Oregon .
- She first went 9-for-11 from the field for 19 points and five rebounds against the Cougars before logging a career-high 20 points and 11 rebounds against the Ducks on the road.
- Her double-double in the matchup with Oregon represented the first of her collegiate career.
- Coleman was awarded on 12/26 after posting 18 points and nine rebounds in a 75-64 victory over Seat-

NOTES AND NEWS CONT.

- Udo was selected on Jan. 15 after averaging 21.5 ppg and 11.5 rpg across contests against ECU and WSU
- Udo was selected on Jan. 15 after collecting seven rebounds with four assists and four points against Florida Atlantic, and recording a double-overtime game-winner against Charlotte.
- Following a 49er three-pointer with 13 seconds on the clock, Udo hauled in an offensive rebound and got a second-chance layup to fall, handing UTSA the lead with 1.8 seconds remaining in the period.
- She scored a career-high 26 points in the win, with nine rebounds, three blocks and a steal.
- On the week, Udo averaged 15 ppg at a 55% clip, with eight rpg, five blocks, a steal, and four assists.

DOWN GOES CHARLOTTE

- On Jan. 14, UTSA secured their third straight victory, with a freshman Idara Udo putback with 1.8 seconds remaining in double-overtime allowing UTSA to top Charlotte, 81-80.
- UTSA dealt Charlotte their first AAC loss of the season, knocking the 49ers off the top of the standings with the victory
- Udo dropped a career-high 26 points in the effort, shooting 69% from the field and collecting nine rebounds with three blocks to work her way onto the AAC Weekly Honor Roll.
- Newcomer Aysia Proctor was also excellent, logging a game-high 13 rebounds to go with 17 points, while senior Kyra White finished just shy of a triple-double.
- White scored nine points, hauled in 10 boards, and dished out nine assists in 44 minutes of action.

CROWN HER

- Redshirt junior Elyssa Coleman was phenomenal against Wichita State on Jan. 6, logging a career-high double-double and earning her a spot on the NCAA Starting Five for the week
- She scored 32 points at a 70% clip while hauling in 19 rebounds
- Coleman became the first member of the squad to record at least 19 rebounds since 2016, tying her for the fifth-best single-game performance in school history.
- Her 32 points are also tied for the 10th-best single-game performance in the program's history.
- As of 1/6, she's been the AAC's leader in blocks with 25, helping UTSA to the 22nd highest blocks per game total in the NCAA (5.1 bpg), and is the Roadrunner's top rebounder, with 7.9 rpg, propelling UTSA to the 11th-best rebounds per game average in the NCAA (46.0 rpg).
- Coleman also serves as UTSA's all-time blocking leader, swatting 120 shots across her career.

FIRST OF MANY

- On Jan. 6, 2024, UTSA won it's first ever American Athletic Conference contest, routing Wichita State 74-60 inside of the Convocation Center
- Redshirt junior Elyssa Coleman propelled the squad to victory with 32 points and 19 rebounds, while sophomore Sidney Love scored 16 and senior Kyra White 12
- As a team, UTSA recorded 12 more rebounds than the opposition, helping achieve 24 second-chance points and 36 points in the paint.

FRESHMAN PHENOM

- The American recognized Idara Udo on 12/26/23, selecting the Plano, Texas native as their Freshman of the Week after she delivered a solid shift off the bench in a 75-64 victory over Seattle U.
- Udo helped UTSA best the Redhawks to the tune of 15 points, nine rebounds, and two assists while going an incredibly efficient 62.5% from the field.
- The Roadrunners last boasted a Freshman of the Week on Nov. 22, 2021, after Elyssa Coleman claimed the C-USA accolade, dropping 14 points and 12 rebounds across a 66-60 win over UIW.
- Udo's accomplishment marks the first occasion in which a UTSA squad member was honored since joining the AAC.

NOTES AND NEWS CONT.

ENTERING LEAGUE PLAY

- The Roadrunners enter their inaugural American Athletic Conference slate after going 6-5 across the teleconference slate
- UTSA will enter league play with a postie record for the first time since the 2013-14 campaign, when the team went 10-5 before kick-starting the C-USA slate
- The 'Runners bested New Mexico State, Texas A&M-Corpus Christi, UT Arlington, Sam Houston State, UTEP, and Seattle U, while falling to Arizona State, Texas Tech, Texas State, Houston and Oregon
- UTSA went 2-2 inside the Convocation Center, and 4-3 on the road

CLOSE BUT NO CIGAR

- The Roadrunners came close to making history on Dec. 14th as they fell to Houston, 66-64
- After trailing by as much as 22 points late in the second quarter a Sidney Love three-pointer put UTSA down two with 12 seconds remaining in the contest
- Houston, however, prevailed and the comeback fell short in what would have represented the largest deficit overcome in school history
- A 22 point comeback would also have tied UTSA for the 13th largest deficit overcome in the history of NCAA Division I Women's Hoops

90'S KIDS

- The Roadrunners scored 90 points on Dec. 3, 2023 in a victory over UTEP, marking the first time a UTSA squad has reached the benchmark since accomplishing the feat since a 97-47 win against Sul Ross State on Nov. 10, 2017
- The 24-point win represents the largest margin of victory in the Karen Aston era at UTSA.
- Redshirt junior Elyssa Coleman was an incredibly efficient 11-for-13, scoring a career-high 23 points and helping the team shoot 58% from the field.
- The squad also sunk eight three-pointers for their highest total of the season.
- Along with Coleman, sophomore Sidney Love posted 16 points, marking her sixth straight game achieving the feat, while classmate Siena Guttadauro and senior Kyra White each charted 12.

THE QUEEN OF THE COURT

- Redshirt junior Elyssa Coleman became the Roadrunners all-time blocking leader on 11/25/23 after she swatted three shots against Sam Houston
- On that day, she recorded her 106th block wearing a UTSA uniform, allowing her to surpass the previous record of 105 that was held by Whitney Wright who played for the Roadrunners from 2009-2013
- Coleman's 57 blocks across the 2022-23 campaign helped propel her towards this award and is currently tied with Kim Duncan for the second-best single season mark

WELCOME TO THE BLOCK PARTY

- The Roadrunners recorded the sixth-most blocks per game in the NCAA through the first month of the season, swatting 6.9 shots each time out
- Senior Elyssa Coleman heavily aided that figure, with 16 swats leading the American Athletic Conference and ranking 21st across the NCAA
- Not far behind, freshman Idara Udo ranked third in the American with 12 blocks and senior Kyra White sixth, logging 10.

IT'S A LOVE STORY

- Sidney Love had recorded double-digit scoring performances in seven consecutive contests dating from 11/15/23-12/14/23
- She first scored 10 points in a matchup with Texas A&M-Corpus Christi, before working a career-high 26 points against UT Arlington, dropping 18 on Texas Tech and 12 on Sam Houston
- Love then added 11 against Texas State and 16 against UTEP increasing her streak to six
- The streak concluded with a 13 point performance against Houston on Dec. 14

NOTES AND NEWS CONT.

OFF TO A HOT START

- UTSA opened the season going 3-1 and using wins over New Mexico State, Texas A&M-Corpus Christi, and UT Arlington to capture a three-game winning streak
- The last time the Roadrunners started the season 3-1 against NCAA Division I opponents was the 2012-13 campaign
- That squad earned wins over UTRGV, Texas A&M-Corpus Christi and Austin Peay, while falling to Wichita State en route to a 16-14 overall record with a 10-8 mark in conference play

FABULOUS FRESHMEN

- In their first week of collegiate competition, freshmen Idara Udo and Aysia Proctor delivered stellar performances
- Udo lead the AAC in rebounds per game on the first week of competition after averaging 10 rpg despite coming off the bench.
- She first scored 10 points and hauled nine boards in against Arizona State before snagging 11 rebounds in a win against New Mexico State.
- Additionally, she swiped two steals and swatter four shots, including a last-second block to secure a 58-55 victory over the Aggies.
- Proctor shot 75% from the field, scoring 21 points across the games against Arizona State and New Mexico State. In addition to her offensive success, she swiped a steal and hauled in 12 rebounds off the bench.

RUN IT BACK

- 11 Roadrunners are back in Navy and Orange, as the team graduated Queen Ulabo, Kennedy Harrell, and Deborah Nwakamma
- A star-studded cast returns with Jordyn Jenkins, Hailey Atwood, Kyra White, Sidney Love and Elyssa Coleman all slated to be back in action
- Jenkins represents the reigning C-USA Player and Newcomer of the Year, while Love was an All-Freshman team selection and Coleman an All-Defensive pick
- Rounding out the group, Atwood was crowned the C-USA Scholar Athlete of the Year and White an All-Texas Honorable Mention by Dave Campbell Texas Basketball
- Other returnees include sophomores Alexis Parker, Siena Guttadauro, Madison Cockrell, and Maya Linton, along with seniors Kyleigh McGuire and Nissa Sam-Grant

ALL ABOARD THE ASTON EXPRESS

- Five newcomers inked with UTSA ahead of the 2023-24 season; two entering the Alamo City via the portal and three true freshmen
- Notably, sophomore Cheyenne Rowe transferred in from James Madison where she was crowned Sun Belt Champion after appearing in 16 games for the Dukes.
- Also transferring into UTSA, junior Sarai Estupiñan has spent time with both St. Mary's (TX) and Tallahassee CC
- Guards Emma Lucio and Aysia Proctor joins as well, along with forward Idara Udo

INTO THE AMERICAN

- The Roadrunners are set to embark on their first season as a member of the American Athletic Conference
- UTSA went 44-107 in the C-USA era, and last won a championship as a member of the Southland
- The 'Runners were the 2002-03 SLC Regular Season Champs, and won the league again in 2008-09
- The program has won two SLC Tournaments in its history, punching its ticket to the NCAA Tournament in 2008 and 2009

FAST FACTS

#0 - ELYSSA COLEMAN

- 2022-23 C-USA All-Defensive Team selection...appeared in 32 games with 30 starts...averaged 9.3 ppg at a 44.6% shooting clip...logged 26.8 MPG, collecting 6.6 RPG and 57 blocks
- 2021-22: Played in 30 games with 18 starts...averaged 7.9 ppg and 4.9 rpg...led the team in field goals made (99) and blocked shots (38)...named C-USA Freshman of the Week on Nov. 21
- Transferred from the University of Texas...did not play due to injury...part of the Elite Eight team of 2021...in high school, ranked No. 12 forward in the class of 2020, according to ESPNW...played in 132 games and averaged 10.8 points, 8.1 rebounds, 2.1 blocks and 1.1 steals per game...named to the TABC Class 6A All-State Team and the District 22-6A Most Valuable Player in 2020
- Born on Feb. 27, 2002...daughter of Lorna and Quintin Coleman...has one brother, Jacody who played football at Iowa and Lamar...Pursuing a degree in sociology

#1 - HAILEY ATWOOD

- 2022-23: Was named the 2022-23 C-USA Scholar Athlete of the Year...C-USA All-Academic selection...2022-23 Teammate of the Year by Team IMPACT...appeared in 31 games with 20 starts...averaged 21.9 mpg, 4.1 ppg, 3.2 rpg, and 1.2 apg...shot 40.1% from the field
- 2021-22: Played in 27 games with 12 starts...averaged 3.4 points and 4.3 rebounds per game
- Transferred from Blinn College...played in 24 games as a sophomore, with 18.5 points, 7.0 rebounds and 2.7 assists per game...as a freshman earned NJCAA Academic All-America honors...attended Bowie High School
- Born on Dec. 27, 2000...daughter of Jennifer Atwood...has two brother, Trey Thomson and Carter Lewis...has two sisters, Avery and Aubrey Lewis

#2 - ALEXIS PARKER

- 2022-23: Participated in 21 games, averaging 12.7 MPG...posted 43 points at a 38.1% clip...hailed in 27 rebounds, dishing out 14 assists and swiping 10 steals
- Played four years at Brandeis High School...helped the Broncos to three playoff runs, including a fifth-round playoff appearance her sophomore season...three-time first-team all-academic honoree, three-time first-team all-district honoree, first-team all-area member and earned all-state accolades
- Born on Sept. 15, 2003...daughter of Cedrick and Jessica...sister of Cedrick Jr. and London...pursuing a degree in kinesiology, with a minor in biology

#3 - EMMA LUCIO

- Joins the Roadrunners from Robert Vela High School in Edinburg, Texas...named the District Newcomer of the Year, Second Team All-District, and Third Team All-Valley as a freshman...earned First Team All-District and Second Team All-Valley during her sophomore year...named Co-Offensive Player of the Year, First Team All-District, All-Valley Defensive Team, All State Team, and All-City MVP as a junior...two-time district champion
- Daughter of Jessica Ann Lucio and Sergio Lucio Sr...six brothers, Stephen, Charles, Edgar, Eric, Jason, and Sergio Jr...two sisters, Korina and Allison...pursuing a degree in kinesiology with the goal to build her own fitness organization

#4 - SIENA GUTTADAURO

- 2022-23: Logged three starts and 24 appearances in her inaugural season, averaging 12.3 MPG...scored 52 points with 18 assists and 29 rebounds
- Clubbed with the San Jose Cagers, a premier organization that dons a 90 percent winning percentage...helped the Archbishop Mity Monarchs to three WCAL Championships and two CIF Championships...2022 state runners-up...part of the 2020 Northern California Championship team...made 2020 State Finals but the game was canceled due to the COVID-19 pandemic
- Born on Oct. 26, 2003...daughter of Joe and Rosella Guttadauro...has three brothers, Joey, Anthony and Dominic...father played soccer at Santa Clara and brother played football at Linfield...majoring in communications with the goal of becoming a sports broadcaster

#5 - MADISON COCKRELL

- 2022-23: Sixteen appearances with two starts...averaged 11.1 MPG with 3.3 PPG and 1.5 RPG...shot 39.1% from the field, including 33.3% from beyond the arc
- Four-year letter winner in high school, three of which at Bishop Lynch HS under coach Andy Zhilman...received District Defensive Player of the Year during her junior campaign...named First Team All-State in 2021 and All Tournament at the 2021 State Tournament where she helped the Friars to a state championship
- Born on Sept. 8, 2003...daughter of Milton and Daphne Cockrell...has one brother, Dylan...father played football at OSU and her mother played basketball and ran track at Southwestern Christian College...pursuing a degree in criminology with plans to attend law school

#11 - SIDNEY LOVE

- 2022-23: C-USA All-Freshman Team selection...25 games played and 20 starts with 29.5 MPG...logged a team-high 29 three-pointers...shot 42.8% from the field, including 37.0% from beyond the arc...dished out 58 assists...15 double-digit scoring games
- In high school was named the 2022 Co-District MVP, a McDonald's All-American nominee and the Express-News Player of the Week all in her senior season...four-time academic all-district recipient, named District Defensive MVP her junior year, earned TGCA All-Star accolades and first-team all-district...helped the team become 2020 District Champions and Co-District Champions in 2021
- Born on Sept. 11, 2003...daughter of Kevin and Andrea Love...has two brothers, Kijana and Langston, and two sisters, Endaisia and Camille...her father played football for Texas A&M, her sisters, Endaisia and Camille, played soccer at Trinity and St. Mary's, respectively, and her brothers, Kijana and Langston played basketball at New Hampshire and Baylor...pursuing a degree in business management

#12 - AYSIA PROCTOR

- A local product from Samuel Clemens High School, Proctor was named to the All District First Team as a freshman in 2020...earned Texas Girls Coaches' Association All-State honors and Texas Association of Basketball Coaches All-Region honors in 2021...named to the 2021-22 UIL Girls All-Region Team...named to the All-District First Team in 2022
- Daughter of Bobby and Angela Proctor...father played basketball at the University of Colorado-Colorado Springs pursuing a degree in cyber security

#13 - SARAI ESTUPIÑAN

- Began her collegiate career at St. Mary's where she played in 10 games across the 2021-22 season...She averaged 2.6 ppg for the Rattlers, collecting eight steals and eight rebounds in 14.1 mpg...Estupiñan then transferred to Tallahassee CC where she was named Second-Team All-Panhandle Conference for her performance in the 2022-23 campaign...led TCC in scoring with 13.0 ppg, shooting 33.6% from the field
- Was a two-time First-Team All-District selection and named to the All-State Tournament team for Cedar Park High School...Helped the team win the 5A State Championship also earning Academic All-District honors along the way

#20 - MAYA LINTON

- 2022-23: Appeared in 27 games with 15.7 MPG...averaged 2.3 PPG, sinking shots at a 40.3% clip...hailed in 3.5 RPG
- Four-year letter winner at Duncanville High School...helped the Panthers to a Bi-District and area title...part of the Drive Nation 17U EYBL club team...received Defensive Player of the Year honors...awarded Second Team All-District and All-District Academic honors
- Daughter of Rose Fiomì...four sisters, Malia and McKenna Linton, Miranda Pohlman and Michaela Martinez...majoring in business

#21 - CHEYENNE ROWE

- Transfer from James Madison, Rowe appeared in 16 games as a freshman in the 2022-23 season...As a Duke, she averaged nine minutes and two points per game...She helped lead the team to a successful 26-8 season, winning the Sun Belt Tournament to earn an automatic bid into the NCAA Tournament
- A native of Ajax, Ontario, she played for the Canada U18 National Team at the 2022 FIBA Women's Americas where she won a silver medal...high school career included the 2019 Biosteel Girls Future MVP and Biosteel 2022 Team member...She represented Team Ontario in their U14 and U15 teams from 2017-19. Rowe was named First Team All-Star in U17 Canadian National Championships in 2019...She was also selected for Canadian National Assessment Camp.
- Rowe is the daughter of Waine Rowe and Hilary Chung-Rowe and has one sister, Ciara.

#22 - KYRA WHITE

- 2022-23: Named All-Texas Honorable Mention by Dave Campbell's Texas Basketball...started 28 games for the Roadrunners, averaging 33.2 MPG...led the team with 142 assists and 4.5 APG, the second-most in C-USA...third-most steals (24), blocks (27) and rebounds (160) on the team...averaged 7.9 PPG, shooting 33.7% from the field
- Transferred from the University of Southern California where she played the last three seasons...played in 77 games with 22 starts...scored 138 points, averaging 1.8 per game...also posted 131 rebounds, 49 steals, 25 blocks and 127 assists...a Converse Judson HS graduate where she was named the league MVP as a senior...was a three-time all-state first team honoree, selected 2016 league newcomer of the year and won the 2019 6A state championship...at Judson
- Born on Nov. 30, 2000...daughter of Christopher and Jennifer White...has two brothers, Jarehn and Isaac, and one sister, Cierra...her mother played softball at Texas Tech and her father played football at Texas A&M Commerce and in the Arena Football League for Houston in 2001. Also, her grandfather Rudy White played in the NBA for the Houston Rockets and Seattle Supersonics.

#23 - KYLEIGH MCGUIRE

- 2022-23: Appeared in 21 games averaging 4.4 MPG...scored 15 points with four assists, two blocks and a steal...shot 50% from the field
- 2021-22: Played in two games...named to the Conference USA Commissioner's Honor Roll.
- Named the 2020 District 22-6A Defensive Player of the Year, 2019 Offensive Player of the Year and the 2018 Most Improved Player at Atascocita HS
- Born on Nov. 12, 2001...daughter of Elisabeth Rasheed and Rasheed McGuire...one four brothers, Rasheed Jr., Angel, Christopher and Isaiah...also has two sisters, Kemaini and Jordyn...her stepdad ran track at TCU...biology major.

#23 - IDARA UDO

- Joins the UTSA family from Plano East High School...helped lead the Panthers to district championships in her sophomore and junior years...named Second Team All-District as a freshman and earned First Team honors her sophomore, junior, and senior year...named the Defensive Player of the Year as a sophomore and senior
- Daughter of Ituru Inim and Efrung Udo, one brother, Emem Udo and one sister Sema Udu...studying nursing

#23 - NISSA SAM-GRANT

- 2022-23: Did not appear
- Transferred from Panola College...previous played at Arkansas-Pine Bluff for two seasons...with the Golden Lions, Sam-Grant averaged 2.8 points, 4.6 rebounds and 1.6 blocks per game where she led the team in blocks and finished in the top four in the SWAC as a freshman...with the Ponies, the Toronto, Canada, native averaged 4.0 points, 5.0 rebounds and 1.8 blocks per game.
- Born on Nov. 30, 1999...daughter of Nigel Grant and Lisa Sam...three brothers, Tremaine, J'uel, and Kamal, one sister J'nae...majoring in multidisciplinary Studies

#23 - JORDYN JENKINS

- 2022-23: Conference USA Player of the Year...C-USA Newcomer of the Year...First-Team All-Conference...Became the third player in C-USA history to win all three awards and the first in 10 years...First Roadrunner to earn C-USA Player of the Year, also the first UTSA student-athlete to win four C-USA Player of the Week honors in a single season...awarded All-Texas First-Team by Dave Campbell's Texas Basketball...led the league with 659 points averaging 20.6 PPG at a 49.3% clip...659 points scored serves as the UTSA school record...79.0% free throw shooter...7.5 RPG and 1.3 SPG...posted nine double-doubles...career-high 40 points on Feb. 20 against North Texas, cementing a trilling 68-67 overtime victory on 12-for-20 shooting and a 13-for-16 performance at the charity stripe
- Transferred from the University of Southern California where she played for the last two seasons...played in 41 games with 35 starts after missing eight games during her debut season due to injury...scored 478 points, leading USC in scoring in the 2021-22 season with 384...also posted 236 rebounds, 36 steals, 31 blocks and 41 assists...as a sophomore in 2021-22, Jenkins starred for the Trojans, earning All Pac-12 honors and was tabbed Pac-12 Co-Most Improved Player after averaging a team-leading 14.8 points, 6.7 rebounds and 1.5 assists per game
- Kentridge High School graduate where she was a three-time all-state first-team honoree...helped her team to a 2017 state championship title and was a two-time league MVP...averaged 21.9 points and 9.2 rebounds in her junior season
- Born on Jan. 16, 2002...daughter of Alan and Joya Jenkins...sister of Alan Jenkins III and Taylor...studying multidisciplinary studies

SUPERLATIVES

2023-24 DOUBLE-DOUBLE TRACKER

| Date / Opp. | Who | Stat |
|-----------------------------|----------------------|-------------------------|
| Nov. 18 at UT Arlington | Linton | 15 Points / 10 Rebounds |
| Dec. 17 at Oregon | Proctor | 20 Points / 11 Rebounds |
| Jan. 6 vs Wichita State | Coleman | 32 Points / 19 Rebounds |
| Jan. 10 at Florida Atlantic | Coleman | 16 Points / 10 Rebounds |
| Jan. 14 vs Charlotte | Proctor | 17 Points / 13 Rebounds |
| Jan. 21 at UAB | White | 11 Points / 10 Rebounds |
| Jan. 31 vs North Texas | Udo | 14 Points / 12 Rebounds |
| Feb. 4 vs Tulane | Coleman ² | 21 Points / 12 Rebounds |
| Feb. 22 vs Temple | Coleman ⁴ | 10 Points / 11 Rebounds |
| Feb. 22 vs Temple | Jenkins | 15 Points / 10 Rebounds |
| Feb. 28 at Florida Atlantic | Jenkins ³ | 11 Points / 11 Rebounds |
| Mar. 2 at Wichita State | Coleman ³ | 13 Points / 11 Rebounds |
| Mar. 5 vs Rice | Udo | 10 Points / 11 Rebounds |

2023-24 DOUBLE-DIGIT POINTS

| Date / Opp. | Who | Stat |
|--|-------------------------|-----------|
| Nov. 6 at Arizona State | Udo | 10 Points |
| Nov. 6 at Arizona State | Linton | 10 Points |
| Nov. 10 vs NM State | Proctor | 19 Points |
| Nov. 10 vs NM State | White | 13 Points |
| Nov. 15 at TAMUCC | White ² | 18 Points |
| Nov. 15 at TAMUCC | Coleman | 14 Points |
| Nov. 15 at TAMUCC | Love | 10 Points |
| Nov. 18 at UT Arlington | Love ² | 26 Points |
| Nov. 18 at UT Arlington | Linton ² | 15 Points |
| Nov. 20 at Texas Tech | Love ³ | 18 Points |
| Nov. 20 at Texas Tech | White ³ | 13 Points |
| Nov. 20 at Texas Tech | Proctor ² | 10 Points |
| Nov. 24 at Sam Houston | Coleman ² | 17 Points |
| Nov. 24 at Sam Houston | White ⁴ | 14 Points |
| Nov. 24 at Sam Houston | Love ⁴ | 12 Points |
| Nov. 30 vs Texas State | Love ⁵ | 11 Points |
| Nov. 30 vs Texas State | Coleman ³ | 11 Points |
| Nov. 30 vs Texas State | Guttadauro | 11 Points |
| Dec. 3 vs UTEP | Coleman ⁴ | 23 Points |
| Dec. 3 vs UTEP | Love ⁶ | 16 Points |
| Dec. 3 vs UTEP | White ⁵ | 12 Points |
| Dec. 3 vs UTEP | Guttadauro ² | 12 Points |
| Dec. 14 vs Houston | Proctor ² | 19 Points |
| Dec. 14 vs Houston | White ⁶ | 17 Points |
| Dec. 14 vs Houston | Love ⁷ | 13 Points |
| Dec. 17 at Oregon | Proctor ⁴ | 20 Points |
| Dec. 19 at Seattle U | Coleman ³ | 18 Points |
| Dec. 19 at Seattle U | Udo ² | 15 Points |
| Dec. 19 at Seattle U | Proctor ⁴ | 10 Points |
| Dec. 19 at Seattle U | White ⁷ | 10 Points |
| Dec. 30 at Temple | White ⁸ | 16 Points |
| Dec. 30 at Temple | Coleman ⁴ | 11 Points |
| Dec. 30 at Temple | Udo ³ | 10 Points |
| Jan. 2 at East Carolina | Cockrell | 13 Points |
| Jan. 2 at East Carolina | Coleman ⁵ | 11 Points |
| Jan. 6 vs Wichita State | Coleman ⁵ | 32 Points |
| Jan. 6 vs Wichita State | Love ⁸ | 16 Points |
| Jan. 6 vs Wichita State | White ⁹ | 12 Points |
| Jan. 10 at Florida Atlantic | Proctor ⁵ | 17 Points |
| Jan. 10 at Florida Atlantic | Coleman ⁶ | 16 Points |
| Jan. 10 at Florida Atlantic | White ¹⁰ | 10 Points |
| Jan. 10 at Florida Atlantic | Linton ³ | 10 Points |
| Jan. 14 vs Charlotte | Udo ⁴ | 26 Points |
| Jan. 14 vs Charlotte | Proctor ⁶ | 17 Points |
| Jan. 14 vs Charlotte | Coleman ⁶ | 12 Points |
| Jan. 16 vs South Florida | White ¹¹ | 23 Points |
| Jan. 16 vs South Florida | Proctor ⁷ | 19 Points |
| Jan. 21 at UAB | White ¹² | 11 Points |
| Jan. 21 at UAB | Proctor ⁷ | 11 Points |
| Jan. 21 at UAB | Udo ⁵ | 11 Points |
| Jan. 26 at SMU | Udo ⁶ | 11 Points |
| Jan. 26 at SMU | Love ⁹ | 11 Points |
| Jan. 26 at SMU | Coleman ⁷ | 11 Points |
| Jan. 31 vs North Texas | Udo | 14 Points |
| Jan. 31 vs North Texas | Love ¹⁰ | 14 Points |
| Jan. 31 vs North Texas | Proctor ⁸ | 11 Points |
| Feb. 4 vs Tulane | Coleman ⁷ | 21 Points |
| Feb. 4 vs Tulane | Coleman ⁸ | 21 Points |
| Feb. 4 vs Tulane | Proctor ⁸ | 14 Points |
| Feb. 4 vs Tulane | Love ¹¹ | 10 Points |
| Feb. 11 vs UAB | Proctor ⁹ | 14 Points |
| Feb. 11 vs UAB | White ¹³ | 12 Points |
| Feb. 11 vs UAB | Love ¹² | 11 Points |
| Feb. 11 vs UAB | Jenkins | 11 Points |
| Feb. 14 at Tulsa | Love ¹³ | 11 Points |
| Feb. 14 at Tulsa | White ¹⁴ | 15 Points |
| Feb. 14 at Tulsa | Jenkins ² | 11 Points |
| Feb. 14 at Tulsa | Udo ⁷ | 11 Points |
| Feb. 14 at Tulsa | Proctor ¹² | 10 Points |
| Feb. 18 at North Texas | Jenkins ³ | 29 Points |
| Feb. 18 at North Texas | Proctor ¹³ | 16 Points |
| Feb. 22 vs Temple | Coleman ⁹ | 10 Points |
| Feb. 22 vs Temple | Jenkins ⁴ | 10 Points |
| Feb. 25 vs Florida Atlantic | Jenkins ⁵ | 15 Points |
| Feb. 25 vs Florida Atlantic | White ¹⁵ | 23 Points |
| Feb. 25 vs Florida Atlantic | Proctor ¹⁴ | 16 Points |
| Feb. 25 vs Florida Atlantic | Udo ⁸ | 13 Points |
| Feb. 28 at Florida Atlantic | Jenkins ⁶ | 11 Points |
| Feb. 28 at Florida Atlantic | Coleman ¹⁰ | 10 Points |
| Mar. 2 at Wichita State | Jenkins ⁷ | 17 Points |
| Mar. 2 at Wichita State | Coleman ¹⁰ | 13 Points |
| Mar. 2 at Wichita State | Guttadauro ³ | 13 Points |
| Mar. 5 vs Rice | Jenkins ⁸ | 14 Points |
| Mar. 5 vs Rice | Coleman ¹¹ | 14 Points |
| Mar. 5 vs Rice | Udo ⁹ | 10 Points |
| Mar. 11 vs No. 5 Seed USF [#] | Jenkins ⁹ | 20 Points |

2023-24 DOUBLE-DIGIT REBOUNDS

| Date / Opp. | Who | Stat |
|--|-------------------------|-------------|
| Nov. 10 vs NM State | Udo | 11 Rebounds |
| Nov. 18 at UT Arlington | Linton | 10 Rebounds |
| Dec. 17 at Oregon | Coleman | 13 Rebounds |
| Dec. 17 at Oregon | Proctor | 11 Rebounds |
| Jan. 6 vs Wichita State | Coleman ² | 19 Rebounds |
| Jan. 10 at Florida Atlantic | Coleman ² | 10 Rebounds |
| Jan. 14 vs Charlotte | Proctor ² | 13 Rebounds |
| Jan. 14 vs Charlotte | White | 10 Rebounds |
| Jan. 21 at UAB | White ² | 10 Rebounds |
| Jan. 26 at SMU | White ³ | 11 Rebounds |
| Jan. 31 vs North Texas | Udo ² | 12 Rebounds |
| Feb. 4 vs Tulane | Coleman ⁴ | 12 Rebounds |
| Feb. 22 vs Temple | Coleman ⁴ | 11 Rebounds |
| Feb. 22 vs Temple | Jenkins | 10 Rebounds |
| Feb. 25 vs Florida Atlantic | Udo ³ | 13 Rebounds |
| Feb. 25 vs Florida Atlantic | Coleman ⁵ | 11 Rebounds |
| Feb. 28 at Florida Atlantic | Jenkins ⁴ | 11 Rebounds |
| Feb. 28 at Florida Atlantic | Coleman ⁵ | 10 Points |
| Mar. 2 at Wichita State | Jenkins ⁵ | 17 Points |
| Mar. 2 at Wichita State | Coleman ⁵ | 13 Points |
| Mar. 2 at Wichita State | Guttadauro ³ | 13 Points |
| Mar. 5 vs Rice | Jenkins ⁶ | 14 Points |
| Mar. 5 vs Rice | Coleman ⁶ | 14 Points |
| Mar. 5 vs Rice | Udo ⁴ | 10 Points |
| Mar. 11 vs No. 5 Seed USF [#] | Jenkins ⁶ | 20 Points |

2023-24 DOUBLE-DIGIT ASSISTS

| Date / Opp. | Who | Stat |
|-------------|-----|------|
| --- | --- | --- |

GAME-BY-GAME STARTERS

| NOVEMBER | | 1 | 2 | 3 | 4 | 5 |
|-----------|-----------------------------|---------|---------|-------|---------|-----------|
| 6 | AT ARIZONA STATE | LOVE | ATWOOD | WHITE | LINTON | COLEMAN |
| 10 | NEW MEXICO STATE | LOVE | ATWOOD | WHITE | LINTON | COLEMAN |
| 15 | AT TAMUCC | LOVE | PARKER | WHITE | UDO | COLEMAN |
| 18 | AT UT ARLINGTON | LOVE | PARKER | WHITE | LINTON | COLEMAN |
| 20 | AT TEXAS TECH | LOVE | PARKER | WHITE | LINTON | COLEMAN |
| 25 | AT SAM HOUSTON STATE | LOVE | PROCTOR | WHITE | LINTON | COLEMAN |
| 30 | TEXAS STATE | LOVE | PROCTOR | WHITE | LINTON | COLEMAN |
| DECEMBER | | 1 | 2 | 3 | 4 | 5 |
| 3 | UTEP | LOVE | ATWOOD | WHITE | UDO | COLEMAN |
| 14 | HOUSTON | LOVE | ATWOOD | WHITE | UDO | COLEMAN |
| 17 | AT OREGON | LOVE | ATWOOD | WHITE | UDO | COLEMAN |
| 19 | AT SEATTLE U | LOVE | ATWOOD | WHITE | UDO | COLEMAN |
| 30 | AT TEMPLE * | LOVE | ATWOOD | WHITE | LINTON | COLEMAN |
| JANUARY | | 1 | 2 | 3 | 4 | 5 |
| 2 | AT EAST CAROLINA * | LOVE | ATWOOD | WHITE | UDO | COLEMAN |
| 6 | WICHITA STATE * | LOVE | PROCTOR | WHITE | UDO | COLEMAN |
| 10 | AT FAU * | LOVE | PROCTOR | WHITE | UDO | COLEMAN |
| 14 | CHARLOTTE * | LOVE | PROCTOR | WHITE | UDO | COLEMAN |
| 16 | USF * | LOVE | PROCTOR | WHITE | UDO | COLEMAN |
| 21 | AT UAB * | LOVE | PROCTOR | WHITE | UDO | COLEMAN |
| 27 | AT SMU * | LOVE | PROCTOR | WHITE | LINTON | UDO |
| 31 | NORTH TEXAS * | LOVE | PROCTOR | WHITE | UDO | COLEMAN |
| FEBRUARY | | 1 | 2 | 3 | 4 | 5 |
| 4 | TULANE * | LOVE | PROCTOR | WHITE | UDO | COLEMAN |
| 11 | UAB * | LOVE | PROCTOR | WHITE | LINTON | UDO |
| 14 | AT TULSA * | LOVE | PROCTOR | WHITE | UDO | COLEMAN |
| 18 | AT NORTH TEXAS * | LOVE | PROCTOR | WHITE | UDO | COLEMAN |
| 22 | TEMPLE * | LOVE | PROCTOR | WHITE | UDO | COLEMAN |
| 25 | FAU * | PROCTOR | ATWOOD | WHITE | MCGUIRE | SAM-GRANT |
| 28 | AT MEMPHIS * | LOVE | PROCTOR | WHITE | UDO | COLEMAN |
| MARCH | | 1 | 2 | 3 | 4 | 5 |
| 2 | AT WICHITA STATE * | LOVE | PROCTOR | WHITE | UDO | COLEMAN |
| 5 | RICE | LOVE | PROCTOR | WHITE | UDO | COLEMAN |
| 11 | NO. 5 SEED USF [#] | LOVE | PROCTOR | WHITE | UDO | COLEMAN |
| 12 | NO. 9 SEED ECU [#] | | | | | |
| BREAKDOWN | | 1 | 2 | 3 | 4 | 5 |
| #0 | Elyssa Coleman | --- | --- | --- | --- | 27 |
| #1 | Hailey Atwood | --- | 8 | --- | --- | --- |
| #2 | Alexis Parker | --- | 3 | --- | --- | --- |
| #3 | Emma Lucio | --- | --- | --- | --- | --- |
| #4 | Siena Guttadauro | --- | --- | --- | --- | --- |
| #5 | Madison Cockrell | --- | --- | --- | --- | --- |
| #11 | Sidney Love | 29 | --- | --- | --- | --- |
| #12 | Aysia Proctor | 1 | 19 | --- | --- | --- |
| #13 | Sarai Estupiñan | --- | --- | --- | --- | --- |
| #20 | Maya Linton | --- | --- | --- | 9 | --- |
| #21 | Cheyenne Rowe | --- | --- | --- | --- | --- |
| #22 | Kyra White | --- | --- | 30 | --- | --- |
| #23 | Kyleigh McGuire | --- | --- | --- | 1 | --- |
| #25 | Idara Udo | --- | --- | --- | 20 | 2 |
| #30 | Nissa Sam-Grant | --- | --- | --- | --- | 1 |
| #32 | Jordyn Jenkins | --- | --- | --- | --- | --- |

THE LAST TIME...

TEAM

PLAYED A RANKED TEAM

vs No. 21 Middle Tennessee (W, 58-53) - 2/4/23

BEAT A RANKED TEAM

vs No. 21 Middle Tennessee (W, 58-53) - 2/4/23

LOST TO A RANKED TEAM AT HOME

at No. 23 Texas A&M (L, 51-77) - 12/20/21

LOST TO A RANKED TEAM ON THE ROAD

at No. 23 Texas A&M (L, 51-77) - 12/20/21

PLAYED AN OVERTIME GAME

vs North Texas (W, 75-67) - 1/31/24

PLAYED A DOUBLE-OVERTIME GAME

vs Charlotte (W, 81-80) - 1/14/24

PLAYED A TRIPLE-OVERTIME GAME

vs FIU (L, 103-107) - 2/6/21

SCORED 100+ POINTS

UTSA: 103, vs FIU - 2/6/21

Opp: 107, vs FIU - 2/6/21

SCORED 90+ POINTS

UTSA: 90 vs UTEP (W, 90-66) - 12/3/23

Opp: 93 at Houston (L, 89-93) - 12/19/22

SCORED LESS THAN 50 POINTS

UTSA: 48, vs Temple - 2/22/24

Opp: 42, vs South Florida - 1/16/24

SHOT 50+ PERCENT FROM THE FIELD

UTSA: 58.3% (35-60), vs UTEP - 12/3/23

Opp: 56.1% (32-57), at Florida Atlantic - 2/13/21

SHOT LESS THAN 40 PERCENT FROM THE FIELD

UTSA: 32.2% (19-59), vs Rice - 3/5/24

Opp: 30.6% (19-62), vs USF - 3/11/24

SHOT LESS THAN 30 PERCENT FROM THE FIELD

UTSA: 26.0% (20-77), at Oregon - 12/17/23

Opp: 26.9% (18-67), vs Temple - 2/22/24

WON BY 20+ POINTS

UTSA: (24) (90-66), vs UTEP - 12/3/23

Opp: (28) (54-82), at East Carolina - 1/2/24

WON BY 35+ POINTS

UTSA: (43) (80-37), vs Sul Ross State - 11/25/20

Opp: (39) (41-80), at Middle Tennessee - 1/5/23

HAD 2+ 20-POINT SCORERS

UTSA: Jordyn Jenkins (25) & Sidney Love (22), at Charlotte

- 3/2/23

Opp: Karina Gordon (22) & Danae McNea (20), at East Carolina

- 1/2/24

FORCED 30+ TURNOVERS

UTSA: 30, vs Concordia Texas - 11/6/19

Opp: 31, at Texas Tech- 11/20/23

PLAYER

SCORED 40+ POINTS

UTSA: 40, Jordyn Jenkins, at North Texas - 2/20/237

Opp: 43, Keila Shelton, vs Louisiana Tech -2/7/13

SCORED 30+ POINTS

UTSA: 32, Elyssa Coleman, vs Wichita State - 1/6/24

Opp: 30, Malai Fisher, vs Rice - 3/5/24

RECORDED A TRIPLE-DOUBLE

UTSA: Monica Gibbs (19 pts, 11 reb, 11 ast), at Texas

A&M-Corpus Christi

Opp: N/A

ONE PLAYER RECORDED A DOUBLE-DOUBLE

UTSA: Idara Udo (10 pts & 11 reb), vs Rice - 3/5/24

Opp: Schipholt Lutje (13 points & 13 rebounds), vs USF -

3/11/24

TWO PLAYERS RECORDED A DOUBLE-DOUBLE

UTSA: Elyssa Coleman (10 pts & 11 reb) & Jordyn Jenkins (15

pts & 10 reb), vs Temple - 2/22/24

Opp: Janeta Rozentale (17 pts & 10 reb) & Iggy Allen (23 pts &

16 reb), at Florida Atlantic - 2/12/21

RECORDED 20+ REBOUNDS

UTSA: 23, Anika Anderson, vs Sam Houston State - 2/21/09

Opp: 20, Briana Wright, vs FIU - 2/13/16

RECORDED 15+ REBOUNDS

UTSA: 19, Elyssa Coleman, vs Wichita State - 1/6/24

Opp: 17, Alasia Smith, at Florida Atlantic - 2/28/24

TWO OR MORE PLAYERS RECORDED DOUBLE-DIGIT REBOUNDS

UTSA: Elyssa Coleman (11) & Jordyn Jenkins (10), vs Temple

- 2/22/24

Opp: Iggy Allen (10) & Brianna Jackson (12), Old Dominion -

1/13/21

RECORDED 20+ POINTS & 20+ REBOUNDS

UTSA: Ashleigh Franklin (22 pts, 22 reb), at Sam Houston

State - 2/20/10

Opp: Jessica Kuster (21 pts, 21 reb), vs Rice - 12/20/11

RECORDED 10+ ASSISTS

UTSA: 10, Karrington Donald, vs Rice - 1/2/21

Opp: 11, Courtney Blakely, at Middle Tennessee - 1/5/23

MADE 8+ 3-POINTERS

UTSA: 8, Terrie Davis, vs Lamar - 1/12/08

Opp: N/A

MADE 7+ 3-POINTERS

UTSA: 7, Ashley Spatletta, vs UT Arlington - 2/9/13

Opp: 7, Katelyn Crosthwait, at Rice - 1/16/23

MADE 6+ 3-POINTERS

UTSA: 6, Carlie Heineman, vs Old Dominion - 1/13/18

Opp: 6, Karina Gordon, at East Carolina - 1/2/24

MADE 15+ FREE THROWS

UTSA: 15, Mikayla Woods, vs Sam Houston State - 12/8/19

Opp: 18, Jennie Simms, at Old Dominion - 2/27/16

MADE 10+ FREE THROWS

UTSA: 10, Jordyn Jenkins, vs Rice -3/9/23

Opp: 11, Destiny Thurman, at UTEP - 1/23/22

RECORDED 5+ BLOCKS

UTSA: 6, Elyssa Coleman, at FIU - 1/21/23

Opp: 5, Amirah Abdur-Rahim, at SMU - 1/30/24

RECORDED 5+ STEALS

UTSA: 6, Maya Linton, at Tulsa - 2/14/24

Opp: 6, Danae McNeal, at East Carolina - 1/2/24

PLAYED EVERY MINUTE (REGULATIONS)

UTSA: Karrington Donald, at Southern Miss - 1/23/21

Opp: Maya Perry, at Florida Atlantic - 1/10/24

TWO PLAYERS PLAYED EVERY MINUTE (REGULATION)

UTSA: Chrystal Chidomere & Loryn Goodwin, vs Rice - 2/16/16

Opp: Courtney Blakely & Jalynn Gregory, at Middle Tennessee

- 1/5/23

PLAYED EVERY MINUTE (+OT)

UTSA: Monica Gibbs, vs Baylor - 3/22/09

Opp: Destinee Rogers, at Central Arkansas - 2/11/09

PLAYED EVERY MINUTE (+2OT)

UTSA: Ashleigh Franklin, vs Nicholls - 2/19/11

Opp: Richshanda Bickham & KK Babin, vs Nicholls - 2/19/11

FOULED OUT

UTSA: Jordyn Jenkins, Elyssa Coleman & Idara Udo, at Florida

Atlantic - 2/28/24

Opp: Aniya Hubbard, vs Florida Atlantic - 2/25/24

TWO OR MORE PLAYERS FOULED OUT

UTSA: Jordyn Jenkins, Elyssa Coleman & Idara Udo, at Florida

Atlantic - 2/28/24

Opp: Tommisha Lampkin & Aniyah Johnson, at North Texas

- 1/26/23

5 OR MORE PLAYERS SCORED IN DOUBLE DIGITS

UTSA: Sidney Love (16), Kyra White(15), Idara Udo (11),

Jordyn Jenkins (11), Aysia Proctor (10), at Tulsa - 2/14/24

Opp: Eric Wilson (22), Sabine Lipe (13), Elina Arike (12), Avery

Crouse (11), Jazion Jackson (10), at UTEP - 2/11/23

NO ONE SCORED IN DOUBLE DIGITS

UTSA: at Florida Atlantic - 1/29/22

Opp: vs Texas A&M-Kingsville -11/16/16

INTRODUCING HEAD COACH KAREN ASTON



Head Coach

Karen Aston
Third Season
322-201 (37-55 UTSA)

X @CoachKarena

Karen Aston, former head coach at Texas, North Texas and Charlotte, was named the 10th head coach in program history on March 29, 2021.

Throughout her first two seasons at UTSA, Aston has compiled a 20-42 record, going 7-23 (3-14, C-USA) in her inaugural year before collecting a 58-57 overtime win over UTEP at the league's postseason tournament.

She then led the 'Runners to a 13-19 (9-1, C-USA) campaign in the 2022-23. Her squad opened up the C-USA tournament with a thrilling 69-68 win over No. 11 seed Florida Atlantic, before besting No. 3 seed Rice 62-54 to advance to the leagues semifinals where they fell to No. 2 seed Western Kentucky.

Jordyn Jenkins had a fantastic season under Aston's tutelage, taking home 2022-23 C-USA Player of the Year, Newcomer of the Year, and First-Team All-C-USA.

Aston has been consistently recognized as one of the top coaches in the nation. She was one of four finalists for the Naismith Women's College Coach of the Year award in 2017 and was one of 10 semifinalists for the honor in 2018. Aston also earned Big 12 Coach of the Year accolades in 2017.

Aston has a career record of 305-188 [.618] which includes head coaching positions at Charlotte, North Texas and Texas. In her 13 seasons as a head coach, Aston's teams have averaged 22 wins per year and have made a combined 10 postseason appearances.

At the University of Texas, Aston led the Longhorns to a 184-83 [.689] record in eight seasons. In her final seven seasons combined at Texas, Aston's teams averaged 24.6 wins per year, making six NCAA Tournament appearances. From 2015-18, her squads made four consecutive NCAA Sweet 16 showings, marking the first time that had been accomplished at Texas since 1990. Aston also directed the 2015-16 Longhorns to the program's first NCAA Elite Eight appearance since 2003.

Aston, who also spent eight years as an assistant and associate head coach at Texas for Naismith Hall of Fame head coach Jody Conradt, stands as Texas' second-winningest coach all-time behind Conradt's 783 victories.

Three of Aston's Texas players [Nneka Enemkpali, Imani McGee-Stafford and Ariel Atkins] were drafted by WNBA teams with McGee-Stafford [10th] and Atkins [7th] being selected as first-round picks. As a starter, Atkins helped lead the Washington Mystics to the 2019 WNBA Championship and has earned WNBA All-Defensive Team honors in each of her two seasons.

Defense has been a staple of Aston's teams her entire coaching career. Each of her eight teams at Texas ranked in the top-25 nationally in rebounding margin, including three years in the top-five. Her 2017-18 and 2018-19 teams ranked third in the NCAA in rebounding margin. Four of the top-eight single-season team rebounding averages in Texas history came during Aston's tenure, as did five of the top-nine best seasons in field-goal percentage defense.

Aston's prowess as one of the nation's best recruiters is also well known. Five of the classes she recruited to Texas were ranked among the top-11 in the nation according to ESPN.com, including three top-five classes. Recruits Charli Collier and Joyner Holmes were both No. 2 prospects according to ESPN and were listed as the nation's top recruits by some services. Aston brought 14 McDonalds All-Americans to Texas during her eight seasons.

In a season shortened due to COVID-19, the 2019-20 Longhorns posted a 19-11 overall record and finished third in the Big 12 Conference. A season that began with off-season injuries to a number of key contributors featured some impressive accomplishments. Texas defeated three Associated Press Top-25 teams, including knocking off No. 1 Stanford, which marked the program's first win against an AP No. 1 squad since 2004. The Longhorns also won at No. 17 and previously undefeated Tennessee, and earned a road victory against No. 25 TCU. Texas led the nation in double-doubles during the 2019-20 campaign with 31.

Aston mentored Collier, a sophomore center, to First-Team All-Big 12 Conference honors, as she was one of only six players in the league to average a double-double. Collier became the first player in program history to average more than seven defensive rebounds per game in a single season. Freshman guard Celeste Taylor was a Big 12 All-Freshman Team selection and earned three Big 12 Freshman of the Week accolades.

In 2018-19, Aston led Texas to a 23-10 overall record and a third-place showing in the Big 12 Conference with a 12-6 overall mark. The Longhorns advanced to the semifinals of the Big 12 Conference Tournament for the sixth consecutive year. It marked the sixth year in a row that the Longhorns had won 20 or more games.

Under Aston's tutelage, junior point guard Sug Sutton earned First-Team All-Big 12 Conference honors in 2018-19 and was named to the Big 12 All-Tournament Team. She led the Longhorns in scoring [12.7 points per game], assists per game [5.4] and steals per game [1.3]. Sutton scored in double figures 23 times, including four 20-point performances, and her 178 assists on the year marked the seventh-most in a single-season in school history. She was the conference's best all-around point guard as a junior.

In 2017-18, Aston led the Longhorns to a 28-7 overall record and a second-place finish in the Big 12 Conference with a 15-3 overall mark. Texas advanced to the championship game of the Big 12 Conference Tournament for the third time in four years. It marked the fourth year in a row that the Longhorns had won 24 or more games.

For the third time in four seasons, Aston had one of her players selected in the WNBA Draft in 2018. Atkins was chosen with the No. 7 pick by the Washington Mystics, making her the third-highest draft pick in Texas history.

INTRODUCING HEAD COACH KAREN ASTON

The Aston File

HEAD COACHING EXPERIENCE

2021- Present: Head Coach, UTSA
2012-2020: Head Coach, Texas
2011-12: Head Coach, North Texas
2007-11: Head Coach, Charlotte
2006-07: Associate Head Coach, Baylor
2000-06: Associate Head Coach, Texas
1998-00: Assistant Coach, Texas
1996-98: Assistant Coach, North Texas
1994-96: Assistant Coach, Baylor
1993-94: Head Coach, Fort Smith Northside (HS)
1988-93: Head Coach, Vilonia High School

COLLEGIATE HEAD COACHING RECORD

Overall: 322-201 (.614)
UTSA: 37-55 (.389)

Under Aston's direction, Atkins and fellow senior Brooke McCarty concluded their decorated Texas careers in 2017-18. It marked the end of an impressive four-year span that saw the Longhorns post a 108-32 [.771] overall record, four NCAA Tournament appearances, four NCAA Sweet 16 appearances, one NCAA Elite Eight appearance and three Big 12 Conference second-place finishes. Aston was a semifinalist for the Naismith Coach of the Year award.

Aston was named the Big 12 Conference Coach of the Year in 2016-17, as the Longhorns swept the league's annual honors. McCarty was named the Big 12 Player of the Year, Brianna Taylor was selected as the Big 12 Defensive Player of the Year and Holmes earned Big 12 Freshman of the Year accolades. Aston was one of four finalists nationally for the Naismith Coach of the Year honor.

The Longhorns recorded a 25-9 overall record during the 2016-17 campaign. Texas strung together a 19-game winning streak during the course of the season, which ranks tied for the 10th-longest spree in program history. With a rigorous slate that featured 14 top-25 opponents, the Longhorns recorded seven victories against ranked foes. Texas won 14 consecutive games to start Big 12 Conference play, which marked the best start to the Big 12 schedule in school history. The Longhorns charted a 15-3 record in Big 12 play to finish second in the conference for the second consecutive year.

In 2015-16, Aston led Texas to an historic season. The Longhorns posted a 31-5 overall record, which marked the school's most victories since the 1987-88 season, and tied the school record for most Big 12 Conference wins [15] in a single season. Texas hosted the NCAA First and Second Rounds for the first time since 2010 and advanced to the NCAA Elite Eight for the first time since 2003. The Longhorns opened the year with a 16-0 record, marking the third-best start in program history.

McGee-Stafford, a senior center, was named an honorable mention All-America selection from both the Associated Press and the Women's Basketball Coaches Association in 2015-16, and became the first player in program history to reach the combined milestone of 1,000 career points, 1,000 career rebounds and 200 career blocks. McGee-Stafford

was the fourth player in school history to be drafted in the first round of the WNBA Draft, going to the Chicago Sky with the 10th overall pick.

The 2014-15 Longhorns began the season on a 13-game winning streak and capped the year with a run to the NCAA Sweet 16. Texas finished with a 24-11 overall record and advanced to the championship game of the Big 12 Tournament for the first time since 2004. The Longhorns won nine of their last 12 games and posted what were then their most wins in more than a decade. Enemkpali was selected by the Seattle Storm in the third round of the 2015 WNBA Draft.

In 2013-14, Texas began a steady incline that included five wins against ranked opponents, a third-place finish in the Big 12 standings, a 10-win improvement from the previous season, and winning a game in the NCAA Tournament for the first time since 2008. UT's tie for third place in the Big 12 was its highest league finish since 2005.

Aston returned to the Forty Acres in 2012 after five years of experience reviving the women's basketball programs at the University of North Carolina at Charlotte and the University of North Texas.

Aston tripled the Mean Green's victory total in one season, as UNT went 15-16 during the 2011-12 season under her direction after winning just five games the previous year. At Charlotte, Aston led the program to record-breaking heights, with 86 victories in four seasons, including a school-record 27 wins in 2010-11.

Aston led the 49ers to four consecutive postseason appearances and the 2009 Atlantic 10 Tournament Championship en route to the school's second ever NCAA Tournament appearance. In her final season at Charlotte, Aston's squad advanced to the WNIT Final Four.

While on Conradt's Texas staff from 1998-2006, Aston helped the Longhorns post a 173-83 [.676] record during that span, with seven NCAA Tournament appearances, two trips to the Sweet 16 and a march to the 2003 Final Four. The Longhorns also captured the 2003 Big 12 regular-season and tournament titles, and UT shared the 2004 Big 12 regular-season title. Aston was promoted from assistant coach to associate head coach in July of 2000 after serving as an assistant coach for two seasons.

During her time as an assistant on the Forty Acres, Aston spearheaded the signing of 25 nationally-recognized recruits, including seven McDonald's High School All-Americans and seven WBCA/Nike All-Americans. Two of those high school All-Americans - Tiffany Jackson and Erika Arriaran - were named National High School Players of the Year. All eight of the recruiting classes Aston attracted were nationally ranked, including the No. 1 class in the nation in 2005-06.

Aston first came to Austin in 1998 from the University of North Texas, where she served as an assistant coach for two seasons [1996-98]. Prior to joining the North Texas staff, Aston was an assistant coach at Baylor for two seasons [1994-96].

Following Aston's initial stint on the Forty Acres, she was named associate head coach at Baylor during the 2006-07 season. With Aston on board, the Lady Bears won 26 games and reached the second round of the NCAA Tournament.

INTRODUCING HEAD COACH KAREN ASTON

Before entering the collegiate coaching ranks, Aston was recognized as one of the top high school coaches in the nation. She coached five years at Vilonia High School [1988-93] in Vilonia, Ark., and one year at Fort Smith Northside [1993-94] in Fort Smith, Ark. She guided Fort Smith Northside to a 24-10 record and a fifth-place finish in Class 4A. For her efforts, she was named the Arkansas Northwest Region Coach of the Year.

While at Vilonia, Aston was not only the head basketball coach but also the head cross country and track coach. In 1992-93, she was named the Arkansas Basketball Coach of the Year after leading Vilonia to a 36-1 record and a Class 2A State Championship. Aston's cross country teams also claimed back-to-back state titles in 1991 and 1992.

A native of Benton, Ark., Aston was a two-time first-team all-state selection at Bryant High School. She capped her high school career by leading Bryant to the 1982 Arkansas Class 4A State Championship. Aston earned a bachelor of arts degree in physical education from Little Rock in 1987. She played two seasons of basketball at UALR after transferring from Ouachita Baptist.


In 2019, Aston was inducted into the Trojan Athletics Hall of Fame at the University of Arkansas at Little Rock and the Bryant [Ark.] High School Athletic Hall of Honor.



Aston alongside 2022-23 C--USA Player of the Year Jordyn Jenkins



2023-24 UTSA WOMEN'S BASKETBALL ROSTER



0

ELYSSA COLEMAN
R • JR • F • 6-3
HOUSTON, TEXAS




1

HAILEY ATWOOD
GS • G • 5-8
AUSTIN, TEXAS




2

ALEXIS PARKER
SO • G • 5-9
SAN ANTONIO, TEXAS



3

EMMA LUCIO
FR • G • 5-9
EDINBURG, TEXAS



4

SIENA GUTTADAURO
SO • G • 5-6
SAN JOSE, CALIFORNIA



5

MADISON COCKRELL
SO • G • 5-4
DALLAS, TEXAS



11

SIDNEY LOVE
SO • G • 5-8
CIBOLO, TEXAS




12

AYSIA PROCTOR
FR • G • 5-8
SCHERTZ, TEXAS




13

SARAI ESTUPIÑAN
JR • G • 5-5
CEDAR PARK, TEXAS



20

MAYA LINTON
SO • F • 5-11
DUNCANVILLE, TEXAS



21

CHEYENNE ROWE
SO • F • 6-2
AJAX, ONTARIO, CANADA



22

KYRA WHITE
SR • G • 5-9
SAN ANTONIO, TEXAS




23

KYLEIGH MCGUIRE
SR • F • 5-11
HOUSTON, TEXAS



25

IDARA UDO
FR • F • 6-1
PLANO, TEXAS



30

NISSA SAM-GRANT
SR • C • 6-4
TORONTO, ONTARIO, CANADA



32

JORDYN JENKINS
SR • F • 6-0
KENT, WASHINGTON



HC

KAREN
ASTON



AC

JAMIE
CAREY



AC

EMPRESS
DAVENPORT



AC

CAMERON
MILES

ROSTER ANALYSIS

NUMERICAL ROSTER

| # | NAME | POS | HT | YR. | EXP | HOMETOWN / PREVIOUS SCHOOL |
|----|------------------|-----|------|-------|-----|--|
| 0 | Elyssa Coleman | F | 6-3 | R-Jr. | 2L | Houston, Texas/Atascocita HS/Texas |
| 1 | Hailey Atwood | G | 5-8 | GS. | 2L | Austin, Texas/Bowie HS/Blinn CC |
| 2 | Alexis Parker | G | 5-9 | So. | 1L | San Antonio, Texas/Brandeis HS |
| 3 | Emma Lucio | G | 5-9 | Fr. | HS | Edinburg, Texas / Robert Vela HS |
| 4 | Siena Guttadauro | G | 5-6 | So. | 2L | San Jose, Calif./Archbishop Mitty HS |
| 5 | Madison Cockrell | G | 5-4 | So. | 1L | Dallas, Texas/Bishop Lynch HS |
| 11 | Sidney Love | G | 5-8 | So. | 1L | Cibolo, Texas/Steele HS |
| 12 | Aysia Proctor | G | 5-8 | Fr. | HS | Schertz, Texas / Samuel Clemens HS |
| 13 | Sarai Estupiñan | G | 5-5 | Jr. | TR | Cedar Park, Texas / St. Mary's (TX) / Tallahassee CC |
| 20 | Maya Linton | F | 6-0 | So. | 1L | Duncanville, Texas/Duncanville HS |
| 21 | Cheyenne Rowe | F | 6-2 | So. | TR | Ajax, Ontario / Bill Crothers Secondary School / JMU |
| 22 | Kyra White | G | 5-9 | Sr. | 1L | Converse, Texas/Judson HS/Southern California |
| 23 | Kyleigh McGuire | F | 5-10 | Sr. | 3L | Houston, Texas/Atascocita HS |
| 25 | Idara Udo | F | 6-1 | Fr. | HS | Plano, Texas / Plano East HS |
| 30 | Nissa Sam-Grant | C | 6-4 | Sr. | 1L | Marietta, Ga./Wheeler HS/Panola CC |
| 32 | Jordyn Jenkins | F | 6-0 | Sr. | 1L | Kent, Wash./Kentridge HS/Southern California |

ALPHABETICAL ROSTER

| # | NAME | POS | HT | YR. | EXP | HOMETOWN / PREVIOUS SCHOOL |
|----|------------------|-----|------|-------|-----|--|
| 1 | Hailey Atwood | G | 5-8 | GS. | 2L | Austin, Texas/Bowie HS/Blinn CC |
| 5 | Madison Cockrell | G | 5-4 | So. | 1L | Dallas, Texas/Bishop Lynch HS |
| 0 | Elyssa Coleman | F | 6-3 | R-Jr. | 2L | Houston, Texas/Atascocita HS/Texas |
| 13 | Sarai Estupiñan | G | 5-5 | Jr. | TR | Cedar Park, Texas / St. Mary's (TX) / Tallahassee CC |
| 4 | Siena Guttadauro | G | 5-6 | So. | 2L | San Jose, Calif./Archbishop Mitty HS |
| 32 | Jordyn Jenkins | F | 6-0 | Sr. | 1L | Kent, Wash./Kentridge HS/Southern California |
| 20 | Maya Linton | F | 6-0 | So. | 1L | Duncanville, Texas/Duncanville HS |
| 11 | Sidney Love | G | 5-8 | So. | 1L | Cibolo, Texas/Steele HS |
| 3 | Emma Lucio | G | 5-9 | Fr. | HS | Edinburg, Texas / Robert Vela HS |
| 23 | Kyleigh McGuire | F | 5-10 | Sr. | 3L | Houston, Texas/Atascocita HS |
| 2 | Alexis Parker | G | 5-9 | So. | 1L | San Antonio, Texas/Brandeis HS |
| 12 | Aysia Proctor | G | 5-8 | Fr. | HS | Schertz, Texas / Samuel Clemens HS |
| 21 | Cheyenne Rowe | F | 6-2 | So. | TR | Ajax, Ontario / Bill Crothers Secondary School / JMU |
| 30 | Nissa Sam-Grant | C | 6-4 | Sr. | 1L | Marietta, Ga./Wheeler HS/Panola CC |
| 25 | Idara Udo | F | 6-1 | Fr. | HS | Plano, Texas / Plano East HS |
| 22 | Kyra White | G | 5-9 | Sr. | 1L | Converse, Texas/Judson HS/Southern California |

ROSTER BREAKDOWN

| BY CLASS | |
|----------------------|--|
| Graduate Student (1) | Atwood |
| Senior (4) | Jenkins, McGuire, Sam-Grant, White |
| Junior (2) | Coleman, Estupiñan |
| Sophomore (6) | Love, Parker, Guttadauro, Cockrell, Linton, Rowe |
| Freshman (3) | Lucio, Proctor, Udo |

BY POSITION

| | |
|-------------|--|
| Guard (9) | Atwood, Parker, Guttadauro, Cockrell, Love, White, Lucio, Proctor, Estupiñan |
| Forward (6) | Coleman, Jenkins, Udo, Rowe, Linton, McGuire |
| Center (1) | Sam-Grant |

BY STATE

| | |
|---------------------|---|
| Texas (12) | Atwood, Estupiñan, Love, White, Cockrell, Linton, Lucio, McGuire, Coleman, Udo, Parker, Proctor |
| Ontario, Canada (2) | Rowe, Sam-Grant |
| California (1) | Guttadauro |
| Washington (1) | Jenkins |

PRONUNCIATION GUIDE

| FIRST | LAST |
|--------------------|----------------------------|
| 0 Elyssa Coleman | alyssa |
| 4 Siena Guttadauro | Goo-tuh-DAR (like far)-roh |
| 12 Aysia Proctor | Asia |
| 13 Sarai Estupiñan | eh-stew-pin-yawn |
| 22 Kyra White | KEER-uh |
| 30 Nissa Sam-Grant | NEE-suh |

Visit gouts.com/wbbnames to listen to audio pronunciations

Head Coach: Karen Aston (Third season • Little Rock, 1987)

Associate Head Coach: Jamie Carey (Third season • Texas, 2004)

Assistant Coach: Empress Davenport (Third season • Texas, 2016)

Assistant Coach: Cameron Miles (Third season • San Diego, 2013)

Director of Operations: Chantel Govan (First season • UTSA, 2022)

Athletic Trainer: Tam-Anh Nguyen (First season • Texas, 2019)

Director of Basketball Performance: Carl Austin III (Third season • UTSA, 2018)

Player Development Coordinator: Sophia Ramos (First season • San Diego State, 2022)

Graduate Assistant: Angel Almaguer (First Season • UTSA 2022)

2023-24 COMBINED STATS

Game Records

| Record | Overall | Home | Away | Neutral |
|----------------|---------|------|------|---------|
| ALL GAMES | 17-13 | 9-4 | 7-9 | 1-0 |
| CONFERENCE | 10-8 | 7-2 | 3-6 | 0-0 |
| NON-CONFERENCE | 7-5 | 2-2 | 4-3 | 1-0 |

Score by Periods

| Team | 1st | 2nd | 3rd | 4th | OT | TOT |
|-----------|-----|-----|-----|-----|----|------|
| UTSA | 445 | 445 | 494 | 494 | 56 | 1934 |
| Opponents | 434 | 472 | 466 | 477 | 48 | 1897 |

Team Box Score

| No. | Player | | | | Total | | 3-Point | | F-Throw | | Rebounds | | | | | | | | | | | |
|------------------|-------------------|-----------|-------------|------|-----------------|-------------|----------------|-------------|----------------|-------------|------------|------------|-------------|-------------|------------|-----------|------------|------------|------------|------------|-------------|-------------|
| | | GP-GS | MIN | AVG | FG-FGA | FG% | 3FG-3FGA | 3FG% | FT-FTA | FT% | OFF | DEF | TOT | AVG | PF | DQ | A | TO | BLK | STL | PTS | AVG |
| 32 | JENKINS, Jordyn | 9-0 | 192:21 | 21.4 | 52-113 | .460 | 8-21 | .381 | 24-31 | .774 | 18 | 48 | 66 | 7.3 | 23 | 1 | 6 | 17 | 9 | 12 | 136 | 15.1 |
| 0 | COLEMAN, Elyssa | 29-27 | 768:28 | 26.5 | 136-305 | .446 | 5-14 | .357 | 40-65 | .615 | 75 | 148 | 223 | 7.7 | 91 | 6 | 21 | 59 | 44 | 20 | 317 | 10.9 |
| 22 | WHITE, Kyra | 30-30 | 1041:03 | 34.7 | 114-346 | .329 | 39-145 | .269 | 40-59 | .678 | 24 | 129 | 153 | 5.1 | 57 | 0 | 141 | 92 | 31 | 32 | 307 | 10.2 |
| 12 | PROCTOR, Aysia | 29-19 | 757:60 | 26.1 | 120-269 | .446 | 38-98 | .388 | 13-22 | .591 | 36 | 107 | 143 | 4.9 | 55 | 1 | 40 | 64 | 7 | 15 | 291 | 10.0 |
| 11 | LOVE, Sidney | 30-29 | 908:57 | 30.3 | 101-288 | .351 | 17-89 | .191 | 66-80 | .825 | 18 | 90 | 108 | 3.6 | 79 | 1 | 96 | 91 | 4 | 40 | 285 | 9.5 |
| 25 | UDO, Idara | 30-21 | 654:04 | 21.8 | 96-203 | .473 | 0-0 | .000 | 46-83 | .554 | 110 | 77 | 187 | 6.2 | 84 | 3 | 25 | 51 | 24 | 13 | 238 | 7.9 |
| 4 | GUTTADAURO, Siena | 22-0 | 223:20 | 10.2 | 22-64 | .344 | 20-54 | .370 | 2-4 | .500 | 8 | 17 | 25 | 1.1 | 10 | 0 | 15 | 17 | 1 | 1 | 66 | 3.0 |
| 20 | LINTON, Maya | 25-10 | 384:20 | 15.4 | 25-68 | .368 | 3-11 | .273 | 20-37 | .541 | 40 | 53 | 93 | 3.7 | 64 | 3 | 8 | 21 | 2 | 28 | 73 | 2.9 |
| 21 | ROWE, Cheyenne | 27-0 | 237:48 | 8.8 | 21-47 | .447 | 1-3 | .333 | 14-21 | .667 | 35 | 31 | 66 | 2.4 | 21 | 0 | 6 | 7 | 2 | 3 | 57 | 2.1 |
| 23 | MCGUIRE, Kyleigh | 13-1 | 84:35 | 6.5 | 11-20 | .550 | 0-0 | .000 | 4-5 | .800 | 6 | 12 | 18 | 1.4 | 16 | 0 | 5 | 8 | 0 | 1 | 26 | 2.0 |
| 5 | COCKRELL, Madison | 24-0 | 193:01 | 8.0 | 12-45 | .267 | 7-23 | .304 | 8-11 | .727 | 7 | 26 | 33 | 1.4 | 26 | 0 | 9 | 15 | 1 | 15 | 39 | 1.6 |
| 2 | PARKER, Alexis | 20-3 | 178:27 | 8.9 | 9-37 | .243 | 0-11 | .000 | 10-21 | .476 | 9 | 14 | 23 | 1.2 | 11 | 0 | 9 | 14 | 4 | 5 | 28 | 1.4 |
| 30 | SAM-GRANT, Nissa | 14-1 | 76:56 | 5.5 | 9-17 | .529 | 0-0 | .000 | 1-2 | .500 | 9 | 9 | 18 | 1.3 | 6 | 0 | 1 | 4 | 8 | 0 | 19 | 1.4 |
| 1 | ATWOOD, Hailey | 28-9 | 329:24 | 11.8 | 13-38 | .342 | 4-16 | .250 | 7-9 | .778 | 10 | 29 | 39 | 1.4 | 39 | 0 | 18 | 28 | 4 | 7 | 37 | 1.3 |
| 3 | LUCIO, Emma | 12-0 | 94:17 | 7.9 | 5-26 | .192 | 2-16 | .125 | 3-8 | .375 | 2 | 9 | 11 | 0.9 | 8 | 0 | 7 | 14 | 0 | 1 | 15 | 1.3 |
| Team | | | | | | | | | | | 73 | 73 | 146 | | | | | | | | 24 | |
| Total | | 30 | 6125 | | 746-1886 | .396 | 144-501 | .287 | 298-458 | .651 | 480 | 872 | 1352 | 45.1 | 590 | 15 | 407 | 526 | 141 | 193 | 1934 | 64.5 |
| Opponents | | 30 | 6125 | | 647-1803 | .359 | 187-639 | .293 | 416-612 | .680 | 366 | 719 | 1085 | 36.2 | 501 | 8 | 359 | 413 | 105 | 233 | 1897 | 63.2 |

Team Statistics

| | UTSA | OPP |
|------------------------|-----------------|-----------------|
| Scoring | 1934 | 1897 |
| Points per game | 64.5 | 63.2 |
| Scoring margin | +1.2 | - |
| Field goals-att | 746-1886 | 647-1803 |
| Field goal pct | .396 | .359 |
| 3 point fg-att | 144-501 | 187-639 |
| 3-point FG pct | .287 | .293 |
| 3-pt FG made per game | 4.8 | 6.2 |
| Free throws-att | 298-458 | 416-612 |
| Free throw pct | .651 | .680 |
| F-Throws made per game | 9.9 | 13.9 |
| Rebounds | 1352 | 1085 |
| Rebounds per game | 45.1 | 36.2 |
| Rebounding margin | +8.9 | - |
| Assists | 407 | 359 |
| Assists per game | 13.6 | 12.0 |
| Turnovers | 526 | 413 |
| Turnovers per game | 17.5 | 13.8 |
| Turnover margin | -3.8 | - |
| Assist/turnover ratio | 0.8 | 0.9 |
| Steals | 193 | 233 |
| Steals per game | 6.4 | 7.8 |
| Blocks | 141 | 105 |
| Blocks per game | 4.7 | 3.5 |
| Winning streak | 3 | - |
| Home win streak | 2 | - |
| Attendance | 11729 | 22234 |
| Home games-Avg/Game | 13-902 | 16-1390 |
| Neutral site-Avg/Game | - | 1-0 |

Team Results

| Date | Opponent | Score | Att. |
|------------|-----------------------|------------|------|
| 11/06/2023 | at Arizona St. | L 55-70 | 821 |
| 11/10/2023 | New Mexico St. | W 58-55 | 712 |
| 11/15/2023 | at A&M-Corpus Christi | Wot 66-59 | 779 |
| 11/18/2023 | at UT Arlington | W 70-66 | 832 |
| 11/20/2023 | at Texas Tech | L 58-63 | 4155 |
| 11/25/2023 | at Sam Houston | W 63-56 | 235 |
| 11/30/2023 | Texas St. | Lot 57-65 | 1535 |
| 12/03/2023 | UTEP | W 90-66 | 926 |
| 12/14/2023 | Houston | L 64-66 | 869 |
| 12/17/2023 | at Oregon | L 48-61 | 5549 |
| 12/19/2023 | at Seattle U | W 75-64 | 339 |
| 12/30/2023 | at Temple | L 58-71 | 1324 |
| 01/02/2024 | at East Carolina | L 54-82 | 956 |
| 01/06/2024 | Wichita St. | W 74-60 | 722 |
| 01/10/2024 | at Fla. Atlantic | W 73-60 | 243 |
| 01/14/2024 | Charlotte | Wot2 81-80 | 671 |
| 01/16/2024 | South Fla. | W 65-42 | 758 |
| 01/21/2024 | at UAB | L 53-54 | 406 |
| 01/27/2024 | at SMU | L 58-75 | 1396 |
| 01/31/2024 | North Texas | Wot 75-67 | 924 |
| 02/04/2024 | Tulane | L 64-75 | 990 |
| 02/11/2024 | UAB | W 76-58 | 738 |
| 02/14/2024 | at Tulsa | L 70-74 | 1177 |
| 02/18/2024 | at North Texas | W 66-63 | 1826 |
| 02/22/2024 | Temple | L 48-56 | 881 |
| 02/25/2024 | Fla. Atlantic | W 76-60 | 751 |
| 02/28/2024 | at Memphis | L 53-60 | 973 |
| 03/02/2024 | at Wichita St. | W 68-61 | 1223 |
| 03/05/2024 | Rice | W 60-52 | 1252 |
| 03/11/2024 | vs South Fla. | W 58-56 | 0 |

2023-24 NCAA RANKING SUMMARY

| Statistic | National Rank | Conference Rank | Value | National Leader | Value | Conference Leader | Value |
|---|---------------|-----------------|-------|-----------------|-------|-------------------|-------|
| Assist/Turnover Ratio (349 ranked) | 221 | 9 | 0.76 | Green Bay | 1.74 | South Fla. | 1.07 |
| Assists Per Game (349 ranked) | 149 | 8 | 13.4 | Iowa | 21.5 | Tulane | 15.7 |
| Bench Points Per Game (349 ranked) | 116 | 7 | 19.6 | Murray St. | 36.6 | Rice | 25.2 |
| Blocks Per Game (349 ranked) | 28 | 3 | 4.7 | South Carolina | 8.1 | East Carolina | 4.8 |
| Field Goal Percentage (349 ranked) | 230 | 12 | 39.4 | Indiana | 51.6 | North Texas | 46.7 |
| Field Goal Percentage Defense (349 ranked) | 16 | 1 | 36.1 | South Carolina | 31.4 | UTSA | 36.1 |
| Fouls Per Game (349 ranked) | 325 | 13 | 19.8 | Dartmouth | 10.8 | Tulane | 14.8 |
| Free Throw Attempts Per Game (349 ranked) | 228 | 12 | 15.41 | LSU | 27.00 | North Texas | 24.00 |
| Free Throw Percentage (349 ranked) | 315 | 12 | 65.5 | Creighton | 81.7 | Tulane | 77.3 |
| Free Throws Made Per Game (349 ranked) | 282 | 14 | 10.10 | LSU | 20.03 | North Texas | 16.33 |
| Rebound Margin (349 ranked) | 9 | 1 | 9.3 | UCLA | 14.4 | UTSA | 9.3 |
| Rebounds (Defensive) Per Game (349 ranked) | 21 | 1 | 29.2 | South Carolina | 32.8 | UTSA | 29.2 |
| Rebounds (Offensive) Per Game (349 ranked) | 7 | 3 | 16.2 | Ga. Southern | 17.8 | Memphis | 17.0 |
| Rebounds Per Game (349 ranked) | 6 | 1 | 45.34 | Troy | 47.76 | UTSA | 45.34 |
| Scoring Defense (349 ranked) | 168 | 5 | 63.5 | UAlbany | 51.2 | South Fla. | 60.3 |
| Scoring Margin (349 ranked) | 176 | 10 | 1.2 | South Carolina | 32.2 | North Texas | 11.2 |
| Scoring Offense (349 ranked) | 184 | 10 | 64.7 | Iowa | 92.7 | North Texas | 75.4 |
| Steals Per Game (349 ranked) | 267 | 11 | 6.6 | Niagara | 15.1 | East Carolina | 10.9 |
| Three Point Attempts Per Game (349 ranked) | 257 | 10 | 16.7 | Marshall | 31.6 | Tulsa | 26.2 |
| Three Point Percentage (349 ranked) | 263 | 12 | 28.7 | Indiana | 40.5 | UAB | 35.7 |
| Three Point Percentage Defense (349 ranked) | 92 | 6 | 29.4 | VCU | 23.5 | North Texas | 26.3 |
| Three Pointers Per Game (349 ranked) | 267 | 11 | 4.8 | Iowa | 11.1 | Tulsa | 8.8 |
| Turnover Margin (349 ranked) | 313 | 14 | -3.66 | West Virginia | 8.97 | Temple | 5.03 |
| Turnovers Forced Per Game (349 ranked) | 285 | 11 | 14.00 | Niagara | 27.34 | East Carolina | 21.83 |
| Turnovers Per Game (349 ranked) | 278 | 12 | 17.7 | Colorado St. | 9.1 | South Fla. | 13.7 |
| Winning Percentage (348 ranked) | 150 | 6 | 55.2 | South Carolina | 100.0 | North Texas | 76.7 |

| Statistic | Player | National Rank | Conference Rank | Value | National Leader | Value | Conference Leader | Value |
|---|------------------------------|---------------|-----------------|--------------|-----------------------------------|-------|---|------------|
| Assist/Turnover Ratio (250 ranked) | Kyra White | 145 | 6 | 1.51 | Kiara Jackson, UNLV | 3.21 | Aerial Wilson, South Fla. | 2.31 |
| Assists (149 ranked) | Kyra White | 69 | 3 | 134 | Caitlin Clark, Iowa | 260 | Denim DeShields, UAB | 160 |
| Assists Per Game (250 ranked) | Kyra White | 63 | 2 | 4.6 | Caitlin Clark, Iowa | 8.7 | Denim DeShields, UAB | 5.3 |
| Blocks (142 ranked) | Elyssa Coleman | 71 | 4 | 43 | Cameron Brink, Stanford | 101 | Amirah Abdur-Rahim, SMU | 48 |
| Blocks Per Game (249 ranked) | Elyssa Coleman Kyra White | 63 196 | 2 10 | 1.54 1.00 | Cameron Brink, Stanford | 3.48 | Amirah Abdur-Rahim, SMU | 1.71 |
| Double Doubles (46 ranked) | | | | | Lauren Gustin, BYU | 29 | Mia Moore, UAB | 13 |
| Field Goal Attempts (150 ranked) | | | | | Caitlin Clark, Iowa | 681 | Danae McNeal, East Carolina Temira Poindexter, Tulsa | 543 543 |
| Field Goal Percentage (250 ranked) | | | | | Mackenzie Holmes, Indiana | 67.0 | Tommisha Lampkin, North Texas | 63.3 |
| Field Goals (147 ranked) | | | | | Caitlin Clark, Iowa | 317 | Temira Poindexter, Tulsa | 231 |
| Free Throw Attempts (150 ranked) | | | | | JuJu Watkins, Southern California | 223 | DesiRay Kernal, North Texas | 192 |
| Free Throw Percentage (250 ranked) | | | | | Maya McDermott, UNI | 95.9 | Destiny Jackson, Rice | 84.4 |
| Free Throws (145 ranked) | | | | | JuJu Watkins, Southern California | 189 | DesiRay Kernal, North Texas | 150 |
| Minutes Per Game (150 ranked) | Kyra White | 83 | 3 | 34.64 | Benthe Versteeg, Sacramento St. | 38.35 | Madison Griggs, Memphis | 36.98 |
| Points (199 ranked) | | | | | Caitlin Clark, Iowa | 968 | Temira Poindexter, Tulsa | 644 |
| Points Per Game (250 ranked) | | | | | Caitlin Clark, Iowa | 32.3 | Danae McNeal, East Carolina | 21.1 |
| Rebounds (150 ranked) | Elyssa Coleman | 142 | 10 | 219 | Lauren Gustin, BYU | 476 | Alasia Smith, Memphis | 271 |
| Rebounds (Defensive) Per Game (30 ranked) | | | | | Lauren Gustin, BYU | 10.3 | | |
| Rebounds (Offensive) Per Game (30 ranked) | Idara Udo | 26 | 4 | 3.8 | Angel Reese, LSU | 5.6 | Alasia Smith, Memphis | 3.9 |
| Rebounds Per Game (250 ranked) | Elyssa Coleman | 123 | 9 | 7.8 | Lauren Gustin, BYU | 15.4 | Amiya Joyner, East Carolina | 9.7 |
| Steals (145 ranked) | | | | | Hannah Hidalgo, Notre Dame | 141 | Danae McNeal, East Carolina | 93 |
| Steals Per Game (248 ranked) | | | | | Hannah Hidalgo, Notre Dame | 4.86 | Danae McNeal, East Carolina | 3.21 |
| Three Point Attempts (144 ranked) | | | | | Caitlin Clark, Iowa | 412 | Madison Griggs, Memphis | 242 |
| Three Point Percentage (151 ranked) | | | | | Te-Hina Paopao, South Carolina | 48.6 | Maddie Walsh, UAB | 43.9 |
| Three Pointers (150 ranked) | | | | | Caitlin Clark, Iowa | 162 | Madison Griggs, Memphis | 88 |
| Three Pointers Per Game (244 ranked) | | | | | Caitlin Clark, Iowa | 5.40 | Madison Griggs, Memphis | 3.03 |
| Triple Doubles (7 ranked) | | | | | Caitlin Clark, Iowa | 6 | | |

2023-24 ROADRUNNER TRACKER

CAREER TRACKER

UTSA RECORDS

| 1500 POINTS | | 100 STEALS | | POINTS | | CAREER POINTS | | SEASON | |
|----------------------|---------------------|---|------------------|---------------------------------------|-------|-----------------------------------|-----|---------------|--|
| Jordyn Jenkins* | 1,273 (795 at UTSA) | Kyra White* | 115 (66 at UTSA) | 1. Starlite Williams, 1983-87 | 1,607 | 1. Jordyn Jenkins 2022-23 | 659 | | |
| Hailey Atwood* | 1,009 (256 at UTSA) | Hailey Atwood* | 97 (34 at UTSA) | 2. Angel Singleton, 1994-98 | 1,565 | 2. Tammy Rogers, 1990-91 | 583 | | |
| 1000 POINTS | | Jordyn Jenkins* | 89 (53 at UTSA) | 3. Margaret Martinovich, 1981-85 | 1,480 | 3. Starlite Williams, 1986-87 | 538 | | |
| Elyssa Coleman | 854 | Sidney Love | 77 | 4. Monica Gibbs, 2005-09 | 1,460 | 4. Loryn Goodwin, 2016-17 | 525 | | |
| Kyra White* | 694 (556 at UTSA) | 50 STEALS | | 5. Tisha Boldt, 1986-91 | 1,379 | 5. Monica Gibbs, 2008-09 | 514 | | |
| Sidney Love | 576 | Elyssa Coleman | 49 | 6. Kamra King, 2011-15 | 1,367 | 6. Starlite Williams, 1984-85 | 493 | | |
| 500 POINTS | | Sarai Estupiñan* | 44 (0 at UTSA) | 7. Tammy Rogers, 1987-91 | 1,343 | 7. Vivian Ewalefo, 2006-07 | 480 | | |
| Sarai Estupiñan* | 396 (0 at UTSA) | Maya Linton | 41 | 8. Michelle Martin, 1989-93 | 1,192 | 8. Margaret Martinovich, 1982-83 | 469 | | |
| Aysia Proctor | 291 | Nissa Sam-Grant* | 25 (0 at UTSA) | 9. Sharon Wilson, 1985-89 | 1,173 | 9. Valerie Wells, 1983-84 | 452 | | |
| Nissa Sam-Grant* | 271 (19 at UTSA) | Madison Cockrell | 23 | 10. Tesha Smith, 2013-17 | 1,169 | 10. Margaret Martinovich, 1984-85 | 451 | | |
| Idara Udo | 238 | Alexis Parker | 16 | REBOUNDS | | CAREER REBOUNDS | | SEASON | |
| Maya Linton | 139 | Aysia Proctor | 15 | 1. Monica Gibbs, 2005-09 | 990 | 1. Onika Anderson, 2008-09 | 351 | | |
| Siena Guttadauro | 137 | Idara Udo | 13 | 2. Tesha Smith, 2013-17 | 800 | 2. Monica Gibbs, 2008-09 | 309 | | |
| 100 POINTS | | Siena Guttadauro | 10 | 3. Margaret Martinovich, 1981-85 | 778 | 3. Ryba Pawlaczyk, 2008-09 | 297 | | |
| Madison Cockrell | 95 | Kyleigh McGuire | 7 | 4. Angel Singleton, 1993-98 | 730 | 4. Marie Benson, 2018-19 | 289 | | |
| Kyleigh McGuire | 92 | Cheyenne Rowe* | 4 (2 at UTSA) | 5. Marie Benson, 2016-19 | 680 | 5. Cindy Pavell, 1981-82 | 271 | | |
| Cheyenne Rowe* | 95 (57 at UTSA) | Emma Lucio | 1 | 6. Tisha Boldt, 1986-91 | 675 | 6. Ashleigh Franklin, 2009-10 | 268 | | |
| Alexis Parker | 78 | 250 BLOCKS | | 7. Starlite Williams, 83-87 | 636 | 7. Tisha Boldt, 1987-88 | 262 | | |
| Emma Lucio | 15 | Elyssa Coleman | 139 | 8. Akunna Elonu, 2012-15 | 607 | 8. Marie Benson, 2017-18 | 249 | | |
| 1000 REBOUNDS | | Nissa Sam-Grant* | 134 (8 at UTSA) | 9. Michelle Martin, 1989-93 | 590 | 9. Margaret Martinovich, 1982-83 | 247 | | |
| Elyssa Coleman | 581 | 100 BLOCKS | | 10. Elyssa Coleman, 2021-Pres. | 581 | 10. Monica Gibbs, 2007-08 | 246 | | |
| Hailey Atwood* | 558 (253 at UTSA) | Kyra White* | 83 (58 at UTSA) | ASSISTS | | CAREER ASSISTS | | SEASON | |
| Jordyn Jenkins* | 542 (306 at UTSA) | Jordyn Jenkins* | 76 (45 at UTSA) | 1. Monica Gibbs, 2005-09 | 693 | 1. Monica Gibbs, 2008-09 | 221 | | |
| 500 REBOUNDS | | 50 BLOCKS | | 2. Tammy Rogers, 1987-91 | 377 | 2. Joyce Howard, 1997-98 | 201 | | |
| Kyra White* | 444 (313 at UTSA) | Hailey Atwood* | 34 (14 at UTSA) | 3. Rhonda Hoffman, 1983-87 | 375 | 3. Monica Gibbs, 2007-08 | 195 | | |
| Nissa Sam-Grant* | 410 (18 at UTSA) | Idara Udo | 24 | 4. Sharon Wilson, 1985-89 | 355 | 4. Tammy Rogers, 1990-91 | 188 | | |
| Sidney Love | 214 | 10 BLOCKS | | 5. Joyce Howard, 1996-98 | 333 | 5. Shelley Seale, 1982-83 | 173 | | |
| Maya Linton | 203 | Siena Guttadauro | 10 | 6. Shelley Seale, 1981-83 | 296 | 6. Kyra White, 2022-23 | 143 | | |
| Idara Udo | 187 | Sidney Love | 8 | 7. Kyra White, 2022-Pres. | 284 | 7. Kyra White, 2023-24 | 141 | | |
| Aysia Proctor | 143 | Aysia Proctor | 7 | 8. Kim Reed, 2001-05 | 272 | 8. Monica Gibbs, 2006-07 | 139 | | |
| Kyleigh McGuire | 103 | Cheyenne Rowe* | 6 (2 at UTSA) | 9. Karen Kroen, 1983-87 | 263 | 9. Monica Gibbs, 2005-06 | 138 | | |
| 100 REBOUNDS | | Alexis Parker | | 10. Kim Maxwell, 1981-84 | 259 | 10. Loryn Goodwin, 2016-17 | 134 | | |
| Sarai Estupiñan* | 99 (0 at UTSA) | Kyleigh McGuire | | STEALS | | CAREER STEALS | | SEASON | |
| Cheyenne Rowe* | 104 (65 at UTSA) | Siena Guttadauro | | 1. Starlite Williams, 1983-87 | 281 | 1. Loryn Goodwin, 2016-17 | 94 | | |
| Siena Guttadauro | 57 | Madison Cockrell | | 2. Kamra King, 2011-15 | 240 | 2. Starlite Williams, 1986-87 | 92 | | |
| Madison Cockrell | 57 | * Includes totals from previous schools | | 3. Michelle Martin, 1989-93 | 227 | 3. Jadyn Pimentel, 2021-22 | 83 | | |
| Alexis Parker | 51 | | | 4. Sharon Wilson, 1985-89 | 223 | 4. Joyce Howard, 1997-98 | 79 | | |
| Emma Lucio | 11 | | | 5. Rhonda Hoffman, 1983-87 | 222 | 5. Michelle Martin, 1991-92 | 76 | | |
| 500 ASSISTS | | | | 6. Monica Gibbs, 2005-09 | 207 | 6. Michelle Martin, 1992-93 | 76 | | |
| Kyra White* | 411 (284 at UTSA) | | | 7. Terrie Davis, 2004-08 | 173 | 7. Tammy Rogers, 1990-91 | 74 | | |
| Hailey Atwood* | 231 (73 at UTSA) | | | 8. Tammy Rogers, 1987-91 | 165 | 8. Sharon Wilson, 1988-89 | 71 | | |
| Sidney Love | 163 | | | 9. Ashley Spaletta, 2011-15 | 153 | 9. Starlite Williams, 1983-84 | 70 | | |
| Sarai Estupiñan* | 137 (0 at UTSA) | | | 10. Crystal Chidomere, 2014-18 | 150 | 10. Valerie Wells, 1983-84 | 69 | | |
| 100 ASSISTS | | | | | | Amber Prose, 2000-01 | 69 | | |
| Jordyn Jenkins* | 96 (55 at UTSA) | | | BLOCKS | | CAREER BLOCKS | | SEASON | |
| Elyssa Coleman | 52 | | | 1. Elyssa Coleman, 2021-Pres. | 139 | 1. Alysse Davis, 2010-11 | 78 | | |
| Nissa Sam-Grant* | 47 (1 at UTSA) | | | 2. Whitney Wright, 2009-13 | 105 | 2. Kim Duncan, 1984-85 | 57 | | |
| Aysia Proctor | 40 | | | 3. Alysse Davis, 2008-11 | 98 | 3. Elyssa Coleman, 2022-23 | 57 | | |
| Siena Guttadauro | 35 | | | 4. Marie Benson, 2016-19 | 94 | 4. Ryba Pawlaczyk, 2008-09 | 56 | | |
| Alexis Parker | 27 | | | 5. Kim Duncan, 1983-85 | 93 | 5. Mantha Emory, 1994-95 | 50 | | |
| Idara Udo | 25 | | | 6. Starlite Williams, 1983-87 | 88 | 6. Whitney Wright, 2011-12 | 48 | | |
| Madison Cockrell | 24 | | | 7. Timea Toth, 2016-20 | 87 | 7. Timea Toth, 2019-20 | 44 | | |
| Maya Linton | 21 | | | 8. Mantha Emory, 1993-95 | 81 | 8. Elyssa Coleman, 2023-24 | 44 | | |
| Kyleigh McGuire | 12 | | | 9. Tesha Smith, 2013-17 | 72 | 9. Keelah Wilson, 1999-00 | 41 | | |
| Cheyenne Rowe* | 8 (6 at UTSA) | | | 10. Lacy Mingee, 2001-06 | 70 | 10. Whitney Wright, 2012-13 | 39 | | |
| Emma Lucio | 7 | | | | | | | | |

PLAYER GAME-BY-GAME STATISTICS

0

ELYSSA COLEMAN



Redshirt Junior • Forward • 6-3 • Houston, Texas • Atascocita HS • Texas

Coleman's Career and 2023-24 Game Highs

| Career / Last | Category | 2023-24 / Last |
|---|---------------|--|
| 32 / January 6, 2024 vs Wichita State | Points | 32 / January 6, 2024 vs Wichita State |
| 19 / January 6, 2024 vs Wichita State | Rebounds | 19 / January 6, 2024 vs Wichita State |
| 3 / December 19, 2022 | Assists | 2, 3x / March 2, 2024 at Wichita State |
| 4 / February 4, 2024 vs Tulane | Steals | 4 / February 4, 2024 vs Tulane |
| 6 / January 21, 2023 at FIU | Blocks | 4, 2x / January 31, 2024 vs North Texas |
| 14 / January 6, 2024 vs Wichita State | FG Made | 14 / January 6, 2024 vs Wichita State |
| 20 / January 6, 2024 vs Wichita State | FG Attempted | 20 / January 6, 2024 vs Wichita State |
| 1, 9x / January 26, 2024 at SMU | 3PT Made | 1, 2x / January 26, 2024 at SMU |
| 3, 2x / January 31, 2024 vs North Texas | 3PT Attempted | 3 / January 31, 2024 vs North Texas |
| 7 / March 10, 2022 vs Western Kentucky | FT Made | 4, 2x / January 6, 2024 vs Wichita State |
| 10 / March 10, 2022 vs Western Kentucky | FT Attempted | 6, 2x / January 6, 2024 vs Wichita State |
| 38 / March 10, 2022 vs Western Kentucky | Minutes | 36 / January 31, 2024 vs North Texas |

#0 COLEMAN, Elyssa

2023-24 STATISTICS

| Opponent | Date | GS | MIN | Total | | 3-Pointers | | Free throws | | Rebounds | | | | PF | A | TO | BLK | STL | PTS | AVG | |
|-----------------------|------------|----|-----------|---------------|----------------|-------------|-------------|-------------|--------------|-------------|-----------|------------|------------|------------|-----------|-----------|-----------|-----------|-----------|------------|-------------|
| | | | | FG-FGA | PCT | 3FG-3FGA | PCT | FT-FTA | PCT | OFF | DEF | TOT | AVG | | | | | | | | |
| at Arizona St. | 11/06/2023 | * | 10:23 | 0-6 | .000 | 0-0 | .000 | 0-0 | .000 | 1 | 1 | 2 | 2.0 | 5 | 0 | 2 | 1 | 0 | 0 | 0.0 | |
| New Mexico St. | 11/10/2023 | * | 26:06 | 3-9 | .333 | 0-1 | .000 | 1-1 | 1.000 | 2 | 5 | 7 | 4.5 | 2 | 0 | 4 | 4 | 1 | 7 | 3.5 | |
| at A&M-Corpus Christi | 11/15/2023 | * | 29:07 | 7-13 | .538 | 0-0 | .000 | 0-0 | .000 | 1 | 3 | 4 | 4.3 | 5 | 0 | 3 | 1 | 1 | 14 | 7.0 | |
| at UT Arlington | 11/18/2023 | * | 26:04 | 2-6 | .333 | 0-1 | .000 | 0-0 | .000 | 2 | 6 | 8 | 5.3 | 2 | 1 | 3 | 2 | 0 | 4 | 6.3 | |
| at Texas Tech | 11/20/2023 | * | 27:45 | 3-8 | .375 | 0-0 | .000 | 0-2 | .000 | 2 | 6 | 8 | 5.8 | 2 | 0 | 4 | 3 | 0 | 6 | 6.2 | |
| at Sam Houston | 11/25/2023 | * | 31:55 | 8-13 | .615 | 0-0 | .000 | 1-4 | .250 | 3 | 3 | 6 | 5.8 | 5 | 0 | 1 | 3 | 2 | 17 | 8.0 | |
| Texas St. | 11/30/2023 | * | 33:11 | 4-13 | .308 | 0-0 | .000 | 3-4 | .750 | 2 | 7 | 9 | 6.3 | 2 | 1 | 1 | 2 | 0 | 11 | 8.4 | |
| UTEP | 12/03/2023 | * | 25:01 | 11-13 | .846 | 1-1 | 1.000 | 0-0 | .000 | 2 | 6 | 8 | 6.5 | 3 | 0 | 3 | 1 | 0 | 23 | 10.3 | |
| Houston | 12/14/2023 | * | 28:40 | 3-6 | .500 | 0-0 | .000 | 0-0 | .000 | 1 | 6 | 7 | 6.6 | 3 | 1 | 0 | 0 | 1 | 6 | 9.8 | |
| at Oregon | 12/17/2023 | * | 28:39 | 3-17 | .176 | 0-0 | .000 | 1-2 | .500 | 7 | 6 | 13 | 7.2 | 2 | 0 | 1 | 0 | 1 | 7 | 9.5 | |
| at Seattle U | 12/19/2023 | * | 29:24 | 7-12 | .583 | 0-0 | .000 | 4-4 | 1.000 | 2 | 7 | 9 | 7.4 | 4 | 1 | 2 | 2 | 1 | 18 | 10.3 | |
| at Temple | 12/30/2023 | * | 32:27 | 5-11 | .455 | 0-0 | .000 | 1-1 | 1.000 | 1 | 6 | 7 | 7.3 | 3 | 1 | 0 | 2 | 0 | 11 | 10.3 | |
| at East Carolina | 01/02/2024 | * | 24:48 | 4-13 | .308 | 0-1 | .000 | 3-6 | .500 | 4 | 0 | 4 | 7.1 | 5 | 1 | 4 | 1 | 2 | 11 | 10.4 | |
| Wichita St. | 01/06/2024 | * | 30:49 | 14-20 | .700 | 0-0 | .000 | 4-6 | .667 | 6 | 13 | 19 | 7.9 | 3 | 1 | 1 | 3 | 1 | 32 | 11.9 | |
| at Fla. Atlantic | 01/10/2024 | * | 28:34 | 8-11 | .727 | 0-0 | .000 | 0-0 | .000 | 3 | 7 | 10 | 8.1 | 2 | 1 | 1 | 2 | 0 | 16 | 12.2 | |
| Charlotte | 01/14/2024 | * | 30:00 | 5-12 | .417 | 0-1 | .000 | 2-2 | 1.000 | 0 | 3 | 3 | 7.8 | 5 | 2 | 2 | 1 | 0 | 12 | 12.2 | |
| South Fla. | 01/16/2024 | * | 14:14 | 0-2 | .000 | 0-0 | .000 | 2-4 | .500 | 0 | 4 | 4 | 7.5 | 4 | 0 | 1 | 1 | 0 | 2 | 11.6 | |
| at UAB | 01/21/2024 | * | 34:10 | 4-11 | .364 | 1-1 | 1.000 | 0-0 | .000 | 2 | 6 | 8 | 7.6 | 2 | 1 | 2 | 1 | 1 | 9 | 11.4 | |
| at SMU | 01/27/2024 | * | 22:25 | 4-8 | .500 | 1-1 | 1.000 | 2-2 | 1.000 | 2 | 4 | 6 | 7.5 | 1 | 2 | 3 | 0 | 0 | 11 | 11.4 | |
| North Texas | 01/31/2024 | * | 36:47 | 4-14 | .286 | 0-3 | .000 | 1-2 | .500 | 1 | 8 | 9 | 7.6 | 1 | 2 | 1 | 4 | 2 | 9 | 11.3 | |
| Tulane | 02/04/2024 | * | 35:09 | 9-19 | .474 | 0-0 | .000 | 3-4 | .750 | 9 | 3 | 12 | 7.8 | 3 | 1 | 1 | 0 | 4 | 21 | 11.8 | |
| at Tulsa | 02/14/2024 | * | 16:05 | 1-6 | .167 | 0-0 | .000 | 1-2 | .500 | 2 | 1 | 3 | 7.5 | 2 | 0 | 4 | 0 | 0 | 3 | 11.4 | |
| at North Texas | 02/18/2024 | * | 23:52 | 4-8 | .500 | 0-0 | .000 | 1-2 | .500 | 3 | 6 | 9 | 7.6 | 4 | 0 | 1 | 0 | 0 | 9 | 11.3 | |
| Temple | 02/22/2024 | * | 31:41 | 4-9 | .444 | 0-0 | .000 | 2-4 | .500 | 3 | 8 | 11 | 7.8 | 2 | 1 | 1 | 4 | 1 | 10 | 11.2 | |
| Fla. Atlantic | 02/25/2024 | * | 18:06 | 1-6 | .167 | 0-0 | .000 | 0-0 | .000 | 6 | 5 | 11 | 7.9 | 4 | 1 | 2 | 2 | 2 | 2 | 10.8 | |
| at Memphis | 02/28/2024 | * | 24:45 | 5-11 | .455 | 0-0 | .000 | 0-0 | .000 | 2 | 3 | 5 | 7.8 | 5 | 0 | 3 | 2 | 0 | 10 | 10.8 | |
| at Wichita St. | 03/02/2024 | * | 30:18 | 6-12 | .500 | 0-1 | .000 | 1-2 | .500 | 2 | 9 | 11 | 7.9 | 2 | 2 | 3 | 1 | 0 | 13 | 10.9 | |
| Rice | 03/05/2024 | * | 17:06 | 4-10 | .400 | 1-2 | .500 | 5-7 | .714 | 2 | 4 | 6 | 7.8 | 4 | 1 | 3 | 0 | 0 | 14 | 11.0 | |
| vs South Fla. | 03/11/2024 | * | 20:56 | 3-6 | .500 | 1-1 | 1.000 | 2-4 | .500 | 2 | 2 | 4 | 7.7 | 4 | 0 | 2 | 1 | 0 | 9 | 10.9 | |
| Totals | | | 27 | 768:28 | 136-305 | .446 | 5-14 | .357 | 40-65 | .615 | 75 | 148 | 223 | 7.7 | 91 | 21 | 59 | 44 | 20 | 317 | 10.9 |

Player Averages

| Games Played | Minutes/game | Points/game | FG Pct | 3FG Pct | FT Pct | Rebounds/game | Assists/game | Turnovers/game | Assist/Turnover ratio | Steals/game | Blocks/game |
|--------------|--------------|-------------|--------|---------|--------|---------------|--------------|----------------|-----------------------|-------------|-------------|
| 29 | 26.5 | 10.9 | 44.6 | 35.7 | 61.5 | 7.7 | 0.7 | 2.0 | 0.4 | 0.7 | 1.5 |

PLAYER GAME-BY-GAME STATISTICS

1

HAILEY ATWOOD

Graduate Student • Guard • 5-8 • Austin, Texas • James Bowie HS • Blinn College



Atwood's NCAA Career and 2023-24 Game Highs

| Career / Last | Category | 2023-24 / Last |
|---|---------------|---|
| 13 / February 25, 2023 vs FIU | Points | 8 / December 19, 2023 at Seattle U |
| 8, 2x / February 17, 2022 vs Southern Miss | Rebounds | 4, 2x / January 16, 2024 vs South Florida |
| 5 / February 23, 2023 vs Florida Atlantic | Assists | 3, 2x / January 31, 2024 vs North Texas |
| 3, 2x / February 23, 2023 vs Florida Atlantic | Steals | 2 / January 2, 2024 at East Carolina |
| 1, 12x / January 26, 2024 at SMU | Blocks | 1, 3x / March 2, 2024 at Wichita State |
| 6 / February 2, 2023 vs Western Kentucky | FG Made | 4 / December 19, 2023 at Seattle U |
| 12 / February 25, 2023 vs FIU | FG Attempted | 7 / December 19, 2023 at Seattle U |
| 2, 2x / February 25, 2023 vs FIU | 3PT Made | 1, 4x / February 25, 2024 vs Florida Atlantic |
| 5 / February 25, 2023 vs FIU | 3PT Attempted | 3, 2x / February 25, 2024 vs Florida Atlantic |
| 2, 11x / November 24, 2023 at Sam Houston | FT Made | 2 / November 24, 2023 at Sam Houston |
| 3, 2x / February 23, 2023 vs Florida Atlantic | FT Attempted | 2, 2x / January 2, 2024 at East Carolina |
| 34 / March 10, 2022 vs Western Kentucky | Minutes | 24 / December 19, 2023 at Seattle U |

2023-24 STATISTICS

#1 ATWOOD, Hailey

| Opponent | Date | GS | MIN | Total | | 3-Pointers | | Free throws | | Rebounds | | | | PF | A | TO | BLK | STL | PTS | AVG |
|-----------------------|------------|----|-----------------|--------------|-------------|-------------|-------------|-------------|-------------|-----------|-----------|-----------|------------|-----------|-----------|-----------|----------|----------|-----------|------------|
| | | | | FG-FGA | PCT | 3FG-3FGA | PCT | FT-FTA | PCT | OFF | DEF | TOT | AVG | | | | | | | |
| at Arizona St. | 11/06/2023 | * | 16:39 | 0-2 | .000 | 0-0 | .000 | 0-0 | .000 | 1 | 0 | 1 | 1.0 | 2 | 0 | 3 | 0 | 0 | 0 | 0.0 |
| New Mexico St. | 11/10/2023 | * | 19:46 | 0-2 | .000 | 0-1 | .000 | 0-0 | .000 | 0 | 1 | 1 | 1.0 | 2 | 0 | 2 | 0 | 0 | 0 | 0.0 |
| at A&M-Corpus Christi | 11/15/2023 | | 02:47 | 0-1 | .000 | 0-0 | .000 | 0-0 | .000 | 0 | 0 | 0 | 0.7 | 3 | 0 | 1 | 0 | 0 | 0 | 0.0 |
| at UT Arlington | 11/18/2023 | | 10:11 | 0-0 | .000 | 0-0 | .000 | 0-0 | .000 | 0 | 2 | 2 | 1.0 | 1 | 1 | 0 | 0 | 0 | 0 | 0.0 |
| at Texas Tech | 11/20/2023 | | 03:13 | 0-0 | .000 | 0-0 | .000 | 0-0 | .000 | 0 | 2 | 2 | 1.2 | 0 | 0 | 2 | 0 | 0 | 0 | 0.0 |
| at Sam Houston | 11/25/2023 | | 10:27 | 0-1 | .000 | 0-0 | .000 | 2-2 | 1.000 | 2 | 1 | 3 | 1.5 | 3 | 1 | 1 | 1 | 0 | 2 | 0.3 |
| Texas St. | 11/30/2023 | | 06:02 | 0-0 | .000 | 0-0 | .000 | 0-0 | .000 | 0 | 1 | 1 | 1.4 | 1 | 1 | 0 | 0 | 0 | 0 | 0.3 |
| UTEP | 12/03/2023 | * | 18:22 | 1-2 | .500 | 0-0 | .000 | 0-0 | .000 | 0 | 1 | 1 | 1.4 | 1 | 2 | 2 | 0 | 0 | 2 | 0.5 |
| Houston | 12/14/2023 | * | 15:24 | 0-1 | .000 | 0-1 | .000 | 0-0 | .000 | 0 | 2 | 2 | 1.4 | 0 | 2 | 3 | 0 | 0 | 0 | 0.4 |
| at Oregon | 12/17/2023 | * | 12:08 | 0-0 | .000 | 0-0 | .000 | 0-0 | .000 | 1 | 1 | 2 | 1.5 | 1 | 1 | 3 | 0 | 0 | 0 | 0.4 |
| at Seattle U | 12/19/2023 | * | 24:38 | 4-7 | .571 | 0-1 | .000 | 0-0 | .000 | 0 | 1 | 1 | 1.5 | 2 | 1 | 1 | 0 | 1 | 8 | 1.1 |
| at Temple | 12/30/2023 | * | 08:28 | 1-1 | 1.000 | 0-0 | .000 | 0-0 | .000 | 1 | 0 | 1 | 1.4 | 3 | 0 | 1 | 0 | 1 | 2 | 1.2 |
| at East Carolina | 01/02/2024 | * | 14:46 | 1-1 | 1.000 | 1-1 | 1.000 | 1-2 | .500 | 1 | 3 | 4 | 1.6 | 1 | 3 | 2 | 0 | 2 | 4 | 1.4 |
| at Fla. Atlantic | 01/10/2024 | | 09:06 | 1-1 | 1.000 | 1-1 | 1.000 | 0-0 | .000 | 1 | 0 | 1 | 1.6 | 1 | 1 | 0 | 0 | 1 | 3 | 1.5 |
| Charlotte | 01/14/2024 | | 23:47 | 2-4 | .500 | 1-3 | .333 | 0-0 | .000 | 1 | 0 | 1 | 1.5 | 3 | 1 | 1 | 0 | 0 | 5 | 1.7 |
| South Fla. | 01/16/2024 | | 14:42 | 0-0 | .000 | 0-0 | .000 | 0-0 | .000 | 0 | 4 | 4 | 1.7 | 2 | 0 | 1 | 0 | 0 | 0 | 1.6 |
| at UAB | 01/21/2024 | | 15:17 | 0-1 | .000 | 0-1 | .000 | 0-0 | .000 | 0 | 2 | 2 | 1.7 | 2 | 0 | 1 | 0 | 0 | 0 | 1.5 |
| at SMU | 01/27/2024 | | 07:39 | 0-2 | .000 | 0-1 | .000 | 0-0 | .000 | 0 | 0 | 0 | 1.6 | 1 | 0 | 0 | 1 | 0 | 0 | 1.4 |
| North Texas | 01/31/2024 | | 15:43 | 2-4 | .500 | 0-1 | .000 | 1-1 | 1.000 | 1 | 1 | 2 | 1.6 | 1 | 3 | 1 | 0 | 1 | 5 | 1.6 |
| Tulane | 02/04/2024 | | 08:06 | 0-0 | .000 | 0-0 | .000 | 0-0 | .000 | 0 | 0 | 0 | 1.6 | 0 | 0 | 0 | 0 | 0 | 0 | 1.6 |
| UAB | 02/11/2024 | | 08:43 | 0-0 | .000 | 0-0 | .000 | 0-0 | .000 | 0 | 1 | 1 | 1.5 | 0 | 0 | 1 | 0 | 0 | 0 | 1.5 |
| at North Texas | 02/18/2024 | | 05:12 | 0-0 | .000 | 0-0 | .000 | 0-0 | .000 | 0 | 0 | 0 | 1.5 | 1 | 0 | 0 | 0 | 0 | 0 | 1.4 |
| Temple | 02/22/2024 | | 06:08 | 0-0 | .000 | 0-0 | .000 | 0-0 | .000 | 0 | 1 | 1 | 1.4 | 2 | 1 | 0 | 0 | 0 | 0 | 1.3 |
| Fla. Atlantic | 02/25/2024 | * | 20:08 | 1-5 | .200 | 1-3 | .333 | 0-0 | .000 | 0 | 1 | 1 | 1.4 | 3 | 0 | 1 | 0 | 0 | 3 | 1.4 |
| at Memphis | 02/28/2024 | | 05:36 | 0-1 | .000 | 0-1 | .000 | 0-0 | .000 | 0 | 0 | 0 | 1.4 | 0 | 0 | 0 | 0 | 0 | 0 | 1.4 |
| at Wichita St. | 03/02/2024 | | 07:16 | 0-1 | .000 | 0-1 | .000 | 0-0 | .000 | 0 | 0 | 0 | 1.3 | 2 | 0 | 0 | 1 | 0 | 0 | 1.3 |
| Rice | 03/05/2024 | | 11:50 | 0-1 | .000 | 0-0 | .000 | 2-2 | 1.000 | 1 | 3 | 4 | 1.4 | 0 | 0 | 1 | 1 | 1 | 2 | 1.3 |
| vs South Fla. | 03/11/2024 | | 07:22 | 0-0 | .000 | 0-0 | .000 | 1-2 | .500 | 0 | 1 | 1 | 1.4 | 1 | 0 | 0 | 0 | 0 | 1 | 1.3 |
| Totals | | | 9 329:24 | 13-38 | .342 | 4-16 | .250 | 7-9 | .778 | 10 | 29 | 39 | 1.4 | 39 | 18 | 28 | 4 | 7 | 37 | 1.3 |

Player Averages

| Games Played | Minutes/game | Points/game | FG Pct | 3FG Pct | FT Pct | Rebounds/game | Assists/game | Turnovers/game | Assist/Turnover ratio | Steals/game | Blocks/game |
|--------------|--------------|-------------|--------|---------|--------|---------------|--------------|----------------|-----------------------|-------------|-------------|
| 28 | 11.8 | 1.3 | 34.2 | 25.0 | 77.8 | 1.4 | 0.6 | 1.0 | 0.6 | 0.3 | 0.1 |

PLAYER GAME-BY-GAME STATISTICS

2

ALEXIS PARKER



Sophomore • Guard • 5-9 • San Antonio, Texas • Brandeis HS

Parker's Career and 2023-24 Game Highs

| Career / Last | Category | 2023-24 / Last |
|--|--------------------|---|
| 11 / December 19, 2022 at Houston..... | Points | 6, 2x / February 28, 2024 at Memphis |
| 5 / February 4, 2023 vs Middle Tennessee..... | Rebounds | 4 / January 31, 2024 vs North Texas |
| 3, 4x / November 15, 2023 at Texas A&M-Corpus Christi..... | Assists | 3 / November 15, 2023 at Texas A&M-Corpus Christi |
| 3 / December 19, 2022 at Houston..... | Steals | 2 / November 18, 2023 at UT Arlington |
| 1, 5x / February 11, 2024 vs UAB..... | Blocks..... | 1, 4x / February 11, 2024 vs UAB |
| 4 / December 19, 2022 at Houston..... | FG Made..... | 2, 2x / February 28, 2024 at Memphis |
| 7 / December 19, 2022 at Houston..... | FG Attempted..... | 6, 2x / January 31, 2024 vs North Texas |
| 1, 7x / February 11, 2023 vs UTEP..... | 3PT Made..... | N/A |
| 4 / February 11, 2023 vs UTEP..... | 3PT Attempted..... | 2, 2x / November 18, 2023 at UT Arlington |
| 2, 13x / February 28, 2024 at Memphis..... | FT Made..... | 2, 4x / February 28, 2024 at Memphis |
| 4, 2x / November 18, 2023 at UT Arlington..... | FT Attempted..... | 4, 2x / November 18, 2023 at UT Arlington |
| 31 / December 10, 2022 vs Idaho..... | Minutes..... | 19, 2x / November 18, 2023 at UT Arlington |

#2 PARKER, Alexis

2023-24 STATISTICS

| Opponent | Date | GS | MIN | Total | | 3-Pointers | | Free throws | | Rebounds | | | | PF | A | TO | BLK | STL | PTS | AVG |
|-----------------------|------------|----------|---------------|-------------|-------------|-------------|-------------|--------------|-------------|----------|-----------|-----------|------------|-----------|----------|-----------|----------|----------|-----------|------------|
| | | | | FG-FGA | PCT | 3FG-3FGA | PCT | FT-FTA | PCT | OFF | DEF | TOT | AVG | | | | | | | |
| at Arizona St. | 11/06/2023 | | 08:26 | 1-3 | .333 | 0-1 | .000 | 1-4 | .250 | 0 | 0 | 0 | 0.0 | 0 | 0 | 1 | 0 | 0 | 3 | 3.0 |
| New Mexico St. | 11/10/2023 | | 06:30 | 0-0 | .000 | 0-0 | .000 | 0-2 | .000 | 0 | 0 | 0 | 0.0 | 0 | 0 | 0 | 0 | 0 | 0 | 1.5 |
| at A&M-Corpus Christi | 11/15/2023 | * | 19:24 | 0-3 | .000 | 0-2 | .000 | 0-0 | .000 | 0 | 2 | 2 | 0.7 | 1 | 3 | 2 | 0 | 1 | 0 | 1.0 |
| at UT Arlington | 11/18/2023 | * | 19:52 | 1-6 | .167 | 0-2 | .000 | 2-4 | .500 | 1 | 1 | 2 | 1.0 | 2 | 2 | 3 | 0 | 2 | 4 | 1.8 |
| at Texas Tech | 11/20/2023 | * | 19:01 | 2-3 | .667 | 0-1 | .000 | 0-0 | .000 | 0 | 2 | 2 | 1.2 | 1 | 0 | 2 | 0 | 1 | 4 | 2.2 |
| at Sam Houston | 11/25/2023 | | 07:47 | 0-0 | .000 | 0-0 | .000 | 0-2 | .000 | 1 | 1 | 2 | 1.3 | 0 | 0 | 1 | 1 | 0 | 0 | 1.8 |
| Texas St. | 11/30/2023 | | 12:21 | 0-3 | .000 | 0-1 | .000 | 0-0 | .000 | 1 | 0 | 1 | 1.3 | 2 | 0 | 1 | 0 | 0 | 0 | 1.6 |
| UTEP | 12/03/2023 | | 03:17 | 0-2 | .000 | 0-0 | .000 | 0-0 | .000 | 2 | 0 | 2 | 1.4 | 1 | 0 | 1 | 0 | 0 | 0 | 1.4 |
| Houston | 12/14/2023 | | 02:57 | 0-1 | .000 | 0-1 | .000 | 2-2 | 1.000 | 0 | 1 | 1 | 1.3 | 0 | 0 | 0 | 0 | 0 | 2 | 1.4 |
| at Seattle U | 12/19/2023 | | 00:43 | 0-0 | .000 | 0-0 | .000 | 0-0 | .000 | 0 | 0 | 0 | 1.2 | 0 | 0 | 0 | 0 | 0 | 0 | 1.3 |
| at Temple | 12/30/2023 | | 04:02 | 0-1 | .000 | 0-0 | .000 | 0-0 | .000 | 0 | 0 | 0 | 1.1 | 1 | 0 | 0 | 0 | 0 | 0 | 1.2 |
| at East Carolina | 01/02/2024 | | 03:27 | 0-1 | .000 | 0-1 | .000 | 1-2 | .500 | 1 | 0 | 1 | 1.1 | 0 | 1 | 1 | 0 | 0 | 1 | 1.2 |
| South Fla. | 01/16/2024 | | 03:26 | 0-0 | .000 | 0-0 | .000 | 0-0 | .000 | 0 | 0 | 0 | 1.0 | 2 | 0 | 0 | 0 | 0 | 0 | 1.1 |
| North Texas | 01/31/2024 | | 16:60 | 2-6 | .333 | 0-1 | .000 | 2-3 | .667 | 1 | 3 | 4 | 1.2 | 1 | 0 | 0 | 1 | 0 | 6 | 1.4 |
| Tulane | 02/04/2024 | | 09:20 | 0-2 | .000 | 0-1 | .000 | 0-0 | .000 | 1 | 0 | 1 | 1.2 | 0 | 0 | 1 | 1 | 0 | 0 | 1.3 |
| UAB | 02/11/2024 | | 10:16 | 1-1 | 1.000 | 0-0 | .000 | 0-0 | .000 | 0 | 2 | 2 | 1.3 | 0 | 2 | 1 | 1 | 1 | 2 | 1.4 |
| at Tulsa | 02/14/2024 | | 10:38 | 0-0 | .000 | 0-0 | .000 | 0-0 | .000 | 0 | 1 | 1 | 1.2 | 0 | 0 | 0 | 0 | 0 | 0 | 1.3 |
| at North Texas | 02/18/2024 | | 01:35 | 0-0 | .000 | 0-0 | .000 | 0-0 | .000 | 0 | 1 | 1 | 1.2 | 0 | 0 | 0 | 0 | 0 | 0 | 1.2 |
| Temple | 02/22/2024 | | 05:47 | 0-1 | .000 | 0-0 | .000 | 0-0 | .000 | 0 | 0 | 0 | 1.2 | 0 | 0 | 0 | 0 | 0 | 0 | 1.2 |
| at Memphis | 02/28/2024 | | 12:40 | 2-4 | .500 | 0-0 | .000 | 2-2 | 1.000 | 1 | 0 | 1 | 1.2 | 0 | 1 | 0 | 0 | 0 | 6 | 1.4 |
| Totals | | 3 | 178:27 | 9-37 | .243 | 0-11 | .000 | 10-21 | .476 | 9 | 14 | 23 | 1.2 | 11 | 9 | 14 | 4 | 5 | 28 | 1.4 |

Player Averages

| Games Played | Minutes/game | Points/game | FG Pct | 3FG Pct | FT Pct | Rebounds/game | Assists/game | Turnovers/game | Assist/Turnover ratio | Steals/game | Blocks/game |
|--------------|--------------|-------------|--------|---------|--------|---------------|--------------|----------------|-----------------------|-------------|-------------|
| 20 | 8.9 | 1.4 | 24.3 | 0.0 | 47.6 | 1.2 | 0.5 | 0.7 | 0.6 | 0.3 | 0.2 |

PLAYER GAME-BY-GAME STATISTICS

3

EMMA LUCIO



Freshman • Guard • 5-9 • Edinburg, Texas • Robert Vela HS

Lucio's Career and 2023-24 Game Highs

| Career / Last | Category | 2023-24 / Last |
|---------------------------------------|---------------|---------------------------------------|
| 3, 3x / January 26, 2024 at SMU | Points | 3, 3x / January 26, 2024 at SMU |
| 3 / January 2, 2024 at East Carolina | Rebounds | 3 / January 2, 2024 at East Carolina |
| 2, 2x / January 14, 2024 vs Charlotte | Assists | 2, 2x / January 14, 2024 vs Charlotte |
| 1 / January 14, 2024 vs Charlotte | Steals | 1 / January 14, 2024 vs Charlotte |
| N/A | Blocks | N/A |
| 1, 5x / February 11, 2024 vs UAB | FG Made | 1, 5x / February 11, 2024 vs UAB |
| 9 / January 2, 2024 at East Carolina | FG Attempted | 9 / January 2, 2024 at East Carolina |
| 1, 2x / January 26, 2024 at SMU | 3PT Made | 1, 2x / January 26, 2024 at SMU |
| 6 / January 2, 2024 at East Carolina | 3PT Attempted | 6 / January 2, 2024 at East Carolina |
| 2 / January 14, 2024 vs Charlotte | FT Made | 2 / January 14, 2024 vs Charlotte |
| 4 / January 2, 2024 at East Carolina | FT Attempted | 4 / January 2, 2024 at East Carolina |
| 21 / January 2, 2024 at East Carolina | Minutes | 21 / January 2, 2024 at East Carolina |

#3 LUCIO, Emma

2023-24 STATISTICS

| Opponent | Date | GS | MIN | Total | | 3-Pointers | | Free throws | | Rebounds | | | | PF | A | TO | BLK | STL | PTS | AVG |
|------------------|------------|----------|--------------|-------------|-------------|-------------|-------------|-------------|-------------|----------|----------|-----------|------------|----------|----------|-----------|----------|----------|-----------|------------|
| | | | | FG-FGA | PCT | 3FG-3FGA | PCT | FT-FTA | PCT | OFF | DEF | TOT | AVG | | | | | | | |
| at Sam Houston | 11/25/2023 | | 11:22 | 0-1 | .000 | 0-0 | .000 | 0-0 | .000 | 0 | 2 | 2 | 2.0 | 1 | 0 | 1 | 0 | 0 | 0 | 0.0 |
| UTEP | 12/03/2023 | | 05:42 | 1-2 | .500 | 1-2 | .500 | 0-0 | .000 | 0 | 0 | 0 | 1.0 | 0 | 0 | 1 | 0 | 0 | 3 | 1.5 |
| at East Carolina | 01/02/2024 | | 21:05 | 1-9 | .111 | 0-6 | .000 | 1-4 | .250 | 1 | 2 | 3 | 1.7 | 2 | 2 | 2 | 0 | 0 | 3 | 2.0 |
| Wichita St. | 01/06/2024 | | 10:32 | 1-4 | .250 | 0-2 | .000 | 0-0 | .000 | 1 | 0 | 1 | 1.5 | 2 | 0 | 0 | 0 | 0 | 2 | 2.0 |
| at Fla. Atlantic | 01/10/2024 | | 10:08 | 0-3 | .000 | 0-1 | .000 | 0-0 | .000 | 0 | 0 | 0 | 1.2 | 0 | 0 | 2 | 0 | 0 | 0 | 1.6 |
| Charlotte | 01/14/2024 | | 10:16 | 0-0 | .000 | 0-0 | .000 | 2-2 | 1.000 | 0 | 1 | 1 | 1.2 | 1 | 2 | 1 | 0 | 1 | 2 | 1.7 |
| South Fla. | 01/16/2024 | | 05:56 | 0-2 | .000 | 0-1 | .000 | 0-2 | .000 | 0 | 2 | 2 | 1.3 | 0 | 0 | 3 | 0 | 0 | 0 | 1.4 |
| at SMU | 01/27/2024 | | 10:09 | 1-4 | .250 | 1-4 | .250 | 0-0 | .000 | 0 | 1 | 1 | 1.3 | 1 | 1 | 1 | 0 | 0 | 3 | 1.6 |
| Tulane | 02/04/2024 | | 04:33 | 0-0 | .000 | 0-0 | .000 | 0-0 | .000 | 0 | 0 | 0 | 1.1 | 0 | 1 | 0 | 0 | 0 | 0 | 1.4 |
| UAB | 02/11/2024 | | 00:58 | 1-1 | 1.000 | 0-0 | .000 | 0-0 | .000 | 0 | 0 | 0 | 1.0 | 0 | 0 | 0 | 0 | 0 | 2 | 1.5 |
| at North Texas | 02/18/2024 | | 02:22 | 0-0 | .000 | 0-0 | .000 | 0-0 | .000 | 0 | 0 | 0 | 0.9 | 0 | 1 | 2 | 0 | 0 | 0 | 1.4 |
| Fla. Atlantic | 02/25/2024 | | 01:13 | 0-0 | .000 | 0-0 | .000 | 0-0 | .000 | 0 | 1 | 1 | 0.9 | 1 | 0 | 1 | 0 | 0 | 0 | 1.3 |
| Totals | | 0 | 94:17 | 5-26 | .192 | 2-16 | .125 | 3-8 | .375 | 2 | 9 | 11 | 0.9 | 8 | 7 | 14 | 0 | 1 | 15 | 1.3 |

Player Averages

| Games Played | Minutes/game | Points/game | FG Pct | 3FG Pct | FT Pct | Rebounds/game | Assists/game | Turnovers/game | Assist/Turnover ratio | Steals/game | Blocks/game |
|--------------|--------------|-------------|--------|---------|--------|---------------|--------------|----------------|-----------------------|-------------|-------------|
| 12 | 7.9 | 1.3 | 19.2 | 12.5 | 37.5 | 0.9 | 0.6 | 1.2 | 0.5 | 0.1 | 0.0 |

PLAYER GAME-BY-GAME STATISTICS

4

SIENA GUTTADAURO



Sophomore • Guard • 5-6 • San Jose, California • Archbishop Mitty HS

Guttadauro's Career and 2023-24 Game Highs

| Career / Last | Category | 2023-24 / Last |
|---|---------------|--|
| 13 / March 2, 2024 at Wichita State | Points | 13 / March 2, 2024 at Wichita State |
| 4, 2x / December 17, 2023 at Oregon | Rebounds | 4 / December 17, 2023 at Oregon |
| 4 / March 2, 2024 at Wichita State | Assists | 4 / March 2, 2024 at Wichita State |
| 1, 10x / February 22, 2024 vs Temple | Steals | 1 / February 22, 2024 vs Temple |
| 1, 2x / February 4, 2024 vs Tulane | Blocks | 1 / February 4, 2024 vs Tulane |
| 4, 4x / March 2, 2024 at Wichita State | FG Made | 4, 3x / March 2, 2024 at Wichita State |
| 8, 2x / March 2, 2024 at Wichita State | FG Attempted | 8 / March 2, 2024 at Wichita State |
| 4, 2x / March 2, 2024 at Wichita State | 3PT Made | 4, 2x / March 2, 2024 at Wichita State |
| 8 / March 2, 2024 at Wichita State | 3PT Attempted | 8 / March 2, 2024 at Wichita State |
| 2, 3x March 2, 2023 at Charlotte | FT Made | 1, 2x / March 2, 2024 at Wichita State |
| 3, 2x / February 4, 2023 vs. Middle Tennessee | FT Attempted | 2, 2x / March 2, 2024 at Wichita State |
| 24 / December 10, 2022 vs Idaho | Minutes | 23 / March 2, 2024 at Wichita State |

2023-24 STATISTICS

#4 GUTTADAURO, Siena

| Opponent | Date | GS | MIN | Total | | 3-Pointers | | Free throws | | Rebounds | | | | PF | A | TO | BLK | STL | PTS | AVG |
|-----------------------|------------|----------|---------------|--------------|-------------|--------------|-------------|-------------|-------------|----------|-----------|-----------|------------|-----------|-----------|-----------|----------|----------|-----------|------------|
| | | | | FG-FGA | PCT | 3FG-3FGA | PCT | FT-FTA | PCT | OFF | DEF | TOT | AVG | | | | | | | |
| at Arizona St. | 11/06/2023 | | 14:01 | 1-6 | .167 | 1-6 | .167 | 1-2 | .500 | 0 | 0 | 0 | 0.0 | 2 | 3 | 1 | 0 | 0 | 4 | 4.0 |
| at A&M-Corpus Christi | 11/15/2023 | | 13:45 | 2-4 | .500 | 2-4 | .500 | 0-0 | .000 | 0 | 0 | 0 | 0.0 | 1 | 0 | 1 | 0 | 0 | 6 | 5.0 |
| at UT Arlington | 11/18/2023 | | 10:26 | 1-5 | .200 | 0-3 | .000 | 0-0 | .000 | 2 | 0 | 2 | 0.7 | 1 | 0 | 0 | 0 | 0 | 2 | 4.0 |
| at Texas Tech | 11/20/2023 | | 08:37 | 0-2 | .000 | 0-2 | .000 | 0-0 | .000 | 0 | 0 | 0 | 0.5 | 0 | 0 | 2 | 0 | 0 | 0 | 3.0 |
| at Sam Houston | 11/25/2023 | | 02:25 | 0-0 | .000 | 0-0 | .000 | 0-0 | .000 | 0 | 1 | 1 | 0.6 | 0 | 0 | 1 | 0 | 0 | 0 | 2.4 |
| Texas St. | 11/30/2023 | | 19:01 | 4-7 | .571 | 3-6 | .500 | 0-0 | .000 | 0 | 1 | 1 | 0.7 | 0 | 1 | 0 | 0 | 0 | 11 | 3.8 |
| UTEP | 12/03/2023 | | 18:35 | 4-5 | .800 | 4-5 | .800 | 0-0 | .000 | 0 | 2 | 2 | 0.9 | 0 | 1 | 3 | 0 | 0 | 12 | 5.0 |
| Houston | 12/14/2023 | | 13:17 | 0-2 | .000 | 0-1 | .000 | 0-0 | .000 | 0 | 2 | 2 | 1.0 | 0 | 1 | 3 | 0 | 0 | 0 | 4.4 |
| at Oregon | 12/17/2023 | | 20:26 | 0-4 | .000 | 0-3 | .000 | 0-0 | .000 | 1 | 3 | 4 | 1.3 | 2 | 1 | 0 | 0 | 0 | 0 | 3.9 |
| at Seattle U | 12/19/2023 | | 03:59 | 0-0 | .000 | 0-0 | .000 | 0-0 | .000 | 0 | 1 | 1 | 1.3 | 2 | 0 | 1 | 0 | 0 | 0 | 3.5 |
| at Temple | 12/30/2023 | | 10:01 | 0-2 | .000 | 0-1 | .000 | 0-0 | .000 | 0 | 0 | 0 | 1.2 | 0 | 0 | 1 | 0 | 0 | 0 | 3.2 |
| at East Carolina | 01/02/2024 | | 12:04 | 1-3 | .333 | 1-2 | .500 | 0-0 | .000 | 2 | 1 | 3 | 1.3 | 1 | 1 | 4 | 0 | 0 | 3 | 3.2 |
| at Fla. Atlantic | 01/10/2024 | | 02:32 | 0-1 | .000 | 0-1 | .000 | 0-0 | .000 | 0 | 0 | 0 | 1.2 | 0 | 1 | 0 | 0 | 0 | 0 | 2.9 |
| North Texas | 01/31/2024 | | 02:50 | 0-2 | .000 | 0-1 | .000 | 0-0 | .000 | 0 | 1 | 1 | 1.2 | 0 | 0 | 0 | 0 | 0 | 0 | 2.7 |
| Tulane | 02/04/2024 | | 09:26 | 2-2 | 1.000 | 2-2 | 1.000 | 0-0 | .000 | 0 | 2 | 2 | 1.3 | 0 | 0 | 0 | 1 | 0 | 6 | 2.9 |
| UAB | 02/11/2024 | | 01:55 | 0-0 | .000 | 0-0 | .000 | 0-0 | .000 | 0 | 0 | 0 | 1.2 | 0 | 0 | 0 | 0 | 0 | 0 | 2.8 |
| at North Texas | 02/18/2024 | | 11:32 | 1-3 | .333 | 1-3 | .333 | 0-0 | .000 | 1 | 0 | 1 | 1.2 | 0 | 1 | 0 | 0 | 0 | 3 | 2.8 |
| Temple | 02/22/2024 | | 04:14 | 0-1 | .000 | 0-1 | .000 | 0-0 | .000 | 1 | 0 | 1 | 1.2 | 1 | 0 | 0 | 0 | 1 | 0 | 2.6 |
| at Memphis | 02/28/2024 | | 00:58 | 0-1 | .000 | 0-1 | .000 | 0-0 | .000 | 0 | 0 | 0 | 1.1 | 0 | 0 | 0 | 0 | 0 | 0 | 2.5 |
| at Wichita St. | 03/02/2024 | | 23:00 | 4-8 | .500 | 4-8 | .500 | 1-2 | .500 | 1 | 2 | 3 | 1.2 | 0 | 4 | 0 | 0 | 0 | 13 | 3.0 |
| Rice | 03/05/2024 | | 05:35 | 0-2 | .000 | 0-0 | .000 | 0-0 | .000 | 0 | 0 | 0 | 1.1 | 0 | 0 | 0 | 0 | 0 | 0 | 2.9 |
| vs South Fla. | 03/11/2024 | | 14:40 | 2-4 | .500 | 2-4 | .500 | 0-0 | .000 | 0 | 1 | 1 | 1.1 | 0 | 1 | 0 | 0 | 0 | 6 | 3.0 |
| Totals | | 0 | 223:20 | 22-64 | .344 | 20-54 | .370 | 2-4 | .500 | 8 | 17 | 25 | 1.1 | 10 | 15 | 17 | 1 | 1 | 66 | 3.0 |

Player Averages

| Games Played | Minutes/game | Points/game | FG Pct | 3FG Pct | FT Pct | Rebounds/game | Assists/game | Turnovers/game | Assist/Turnover ratio | Steals/game | Blocks/game |
|--------------|--------------|-------------|--------|---------|--------|---------------|--------------|----------------|-----------------------|-------------|-------------|
| 22 | 10.2 | 3.0 | 34.4 | 37.0 | 50.0 | 1.1 | 0.7 | 0.8 | 0.9 | 0.0 | 0.0 |

PLAYER GAME-BY-GAME STATISTICS

5

MADISON COCKRELL

Sophomore • Guard • 5-4 • Dallas, Texas • Bishop Lynch HS



Cockrell's Career and 2023-24 Game Highs

| Career / Last | Category | 2023-24 / Last |
|--|---------------|---------------------------------------|
| 13 / January 2, 2024 at East Carolina | Points | 13 / January 2, 2024 at East Carolina |
| 5 / February 11, 2024 vs UAB | Rebounds | 5 / February 11, 2024 vs UAB |
| 3, 2x / January 21, 2023 at FIU | Assists | 2, 2x / January 21, 2024 at UAB |
| 3 / January 2, 2024 at East Carolina | Steals | 3 / January 2, 2024 at East Carolina |
| 1 / January 16, 2024 vs South Florida | Blocks | 1 / January 16, 2024 vs South Florida |
| 4, 3x / January 2, 2024 at East Carolina | FG Made | 4 / January 2, 2024 at East Carolina |
| 8, 2x / January 2, 2024 at East Carolina | FG Attempted | 8 / January 2, 2024 at East Carolina |
| 3, 2x / January 2, 2024 at East Carolina | 3PT Made | 3 / January 2, 2024 at East Carolina |
| 6 / January 2, 2024 at East Carolina | 3PT Attempted | 6 / January 2, 2024 at East Carolina |
| 3 / November 30, 2022 at Texas State | FT Made | 2, 2x / January 21, 2024 at UAB |
| 4 / November 30, 2022 at Texas State | FT Attempted | 3 / February 11, 2024 vs UAB |
| 20, 2x / January 21, 2023 at FIU | Minutes | 17 / January 2, 2024 at East Carolina |

#5 COCKRELL, Madison

2023-24 STATISTICS

| Opponent | Date | GS | MIN | Total | | 3-Pointers | | Free throws | | Rebounds | | | | PF | A | TO | BLK | STL | PTS | AVG | |
|-----------------------|------------|----|----------|---------------|--------------|-------------|-------------|-------------|-------------|-------------|----------|-----------|-----------|------------|-----------|----------|-----------|----------|-----------|-----------|------------|
| | | | | FG-FGA | PCT | 3FG-3FGA | PCT | FT-FTA | PCT | OFF | DEF | TOT | AVG | | | | | | | | |
| at Arizona St. | 11/06/2023 | | 07:43 | 1-4 | .250 | 0-1 | .000 | 1-1 | 1.000 | 1 | 3 | 4 | 4.0 | 0 | 1 | 1 | 0 | 2 | 3 | 3.0 | |
| New Mexico St. | 11/10/2023 | | 03:42 | 0-1 | .000 | 0-0 | .000 | 0-0 | .000 | 0 | 0 | 0 | 2.0 | 1 | 0 | 1 | 0 | 0 | 0 | 1.5 | |
| at A&M-Corpus Christi | 11/15/2023 | | 07:24 | 0-1 | .000 | 0-0 | .000 | 0-0 | .000 | 1 | 1 | 2 | 2.0 | 1 | 0 | 1 | 0 | 0 | 0 | 1.0 | |
| at UT Arlington | 11/18/2023 | | 07:36 | 1-2 | .500 | 1-1 | 1.000 | 0-0 | .000 | 0 | 1 | 1 | 1.8 | 1 | 1 | 1 | 0 | 1 | 3 | 1.5 | |
| Texas St. | 11/30/2023 | | 02:06 | 1-1 | 1.000 | 0-0 | .000 | 0-0 | .000 | 0 | 0 | 0 | 1.4 | 0 | 0 | 0 | 0 | 0 | 2 | 1.6 | |
| UTEP | 12/03/2023 | | 02:23 | 1-1 | 1.000 | 1-1 | 1.000 | 0-0 | .000 | 0 | 0 | 0 | 1.2 | 0 | 0 | 1 | 0 | 0 | 3 | 1.8 | |
| at Seattle U | 12/19/2023 | | 01:36 | 0-1 | .000 | 0-0 | .000 | 0-0 | .000 | 0 | 0 | 0 | 1.0 | 0 | 0 | 1 | 0 | 0 | 0 | 1.6 | |
| at East Carolina | 01/02/2024 | | 17:01 | 4-8 | .500 | 3-6 | .500 | 2-2 | 1.000 | 0 | 2 | 2 | 1.1 | 4 | 0 | 2 | 0 | 3 | 13 | 3.0 | |
| Wichita St. | 01/06/2024 | | 11:42 | 0-4 | .000 | 0-2 | .000 | 0-0 | .000 | 0 | 0 | 0 | 1.0 | 0 | 2 | 1 | 0 | 1 | 0 | 2.7 | |
| at Fla. Atlantic | 01/10/2024 | | 05:48 | 0-1 | .000 | 0-1 | .000 | 0-0 | .000 | 0 | 1 | 1 | 1.0 | 1 | 0 | 1 | 0 | 0 | 0 | 2.4 | |
| Charlotte | 01/14/2024 | | 13:18 | 0-2 | .000 | 0-1 | .000 | 0-0 | .000 | 0 | 1 | 1 | 1.0 | 3 | 1 | 1 | 0 | 2 | 0 | 2.2 | |
| South Fla. | 01/16/2024 | | 11:25 | 0-1 | .000 | 0-0 | .000 | 0-0 | .000 | 1 | 3 | 4 | 1.3 | 1 | 0 | 0 | 1 | 1 | 0 | 2.0 | |
| at UAB | 01/21/2024 | | 07:54 | 0-1 | .000 | 0-1 | .000 | 2-2 | 1.000 | 0 | 3 | 3 | 1.4 | 1 | 2 | 0 | 0 | 0 | 2 | 2.0 | |
| at SMU | 01/27/2024 | | 03:00 | 0-0 | .000 | 0-0 | .000 | 0-0 | .000 | 0 | 0 | 0 | 1.3 | 0 | 0 | 1 | 0 | 0 | 0 | 1.9 | |
| North Texas | 01/31/2024 | | 15:04 | 1-1 | 1.000 | 1-1 | 1.000 | 0-0 | .000 | 1 | 1 | 2 | 1.3 | 1 | 1 | 0 | 0 | 0 | 3 | 1.9 | |
| Tulane | 02/04/2024 | | 09:57 | 1-1 | 1.000 | 0-0 | .000 | 0-0 | .000 | 0 | 0 | 0 | 1.3 | 2 | 0 | 0 | 0 | 0 | 2 | 1.9 | |
| UAB | 02/11/2024 | | 15:04 | 1-5 | .200 | 1-3 | .333 | 1-3 | .333 | 2 | 3 | 5 | 1.5 | 1 | 0 | 0 | 0 | 2 | 4 | 2.1 | |
| at Tulsa | 02/14/2024 | | 08:48 | 0-2 | .000 | 0-2 | .000 | 0-0 | .000 | 0 | 1 | 1 | 1.4 | 2 | 0 | 0 | 0 | 0 | 0 | 1.9 | |
| at North Texas | 02/18/2024 | | 10:00 | 0-5 | .000 | 0-3 | .000 | 0-0 | .000 | 1 | 1 | 2 | 1.5 | 1 | 1 | 1 | 0 | 2 | 0 | 1.8 | |
| Temple | 02/22/2024 | | 10:57 | 0-1 | .000 | 0-0 | .000 | 1-2 | .500 | 0 | 0 | 0 | 1.4 | 2 | 0 | 0 | 0 | 1 | 1 | 1.8 | |
| Fla. Atlantic | 02/25/2024 | | 07:19 | 0-1 | .000 | 0-0 | .000 | 0-0 | .000 | 0 | 1 | 1 | 1.4 | 2 | 0 | 0 | 0 | 0 | 0 | 1.7 | |
| at Memphis | 02/28/2024 | | 08:50 | 0-0 | .000 | 0-0 | .000 | 0-0 | .000 | 0 | 2 | 2 | 1.4 | 0 | 0 | 1 | 0 | 0 | 0 | 1.6 | |
| at Wichita St. | 03/02/2024 | | 00:34 | 0-0 | .000 | 0-0 | .000 | 0-0 | .000 | 0 | 0 | 0 | 1.3 | 0 | 0 | 1 | 0 | 0 | 0 | 1.6 | |
| Rice | 03/05/2024 | | 03:51 | 1-1 | 1.000 | 0-0 | .000 | 1-1 | 1.000 | 0 | 2 | 2 | 1.4 | 2 | 0 | 0 | 0 | 0 | 3 | 1.6 | |
| Totals | | | 0 | 193:01 | 12-45 | .267 | 7-23 | .304 | 8-11 | .727 | 7 | 26 | 33 | 1.4 | 26 | 9 | 15 | 1 | 15 | 39 | 1.6 |

Player Averages

| Games Played | Minutes/game | Points/game | FG Pct | 3FG Pct | FT Pct | Rebounds/game | Assists/game | Turnovers/game | Assist/Turnover ratio | Steals/game | Blocks/game |
|--------------|--------------|-------------|--------|---------|--------|---------------|--------------|----------------|-----------------------|-------------|-------------|
| 24 | 8.0 | 1.6 | 26.7 | 30.4 | 72.7 | 1.4 | 0.4 | 0.6 | 0.6 | 0.6 | 0.0 |

PLAYER GAME-BY-GAME STATISTICS

11

SIDNEY LOVE



Sophomore • Guard • 5-8 • Cibolo, Texas. • Steele HS

Love's Career and 2023-24 Game Highs

| Career / Last | Category | 2023-24 / Last |
|---|---------------|--|
| 26 / November 18, 2023 at UT Arlington | Points | 26 / November 18, 2023 at UT Arlington |
| 10 / January 21, 2023 at FIU | Rebounds | 7, 2x / December 30, 2023 at Temple |
| 7, 2x / December 3, 2023 vs UTEP | Assists | 7 / December 3, 2023 vs UTEP |
| 4 / January 16, 2023 at Rice | Steals | 3, 2x / November 24, 2023 at Sam Houston |
| 1, 7x / February 25, 2024 vs Florida Atlantic | Blocks | 1, 3x / February 25, 2024 vs Florida Atlantic |
| 9 / December 31, 2022 vs UAB | FG Made | 7, 2x / January 6, 2024 vs Wichita State |
| 18 / January 6, 2024 vs Wichita State | FG Attempted | 18 / January 6, 2024 vs Wichita State |
| 5 / December 31, 2022 vs UAB | 3PT Made | 2, 2x / January 16, 2024 vs South Florida |
| 9 / December 31, 2022 vs UAB | 3PT Attempted | 7 / January 6, 2024 vs Wichita State |
| 13 / November 18, 2023 at UT Arlington | FT Made | 13 / November 18, 2023 at UT Arlington |
| 15 / November 18, 2023 at UT Arlington | FT Attempted | 15 / November 18, 2023 at UT Arlington |
| 38 / Match 8, 2023 vs Florida Atlantic | Minutes | 37 / November 15, 2023 at Texas A&M-Corpus Christi |

#11 LOVE, Sidney

2023-24 STATISTICS

| Opponent | Date | GS | MIN | Total | | 3-Pointers | | Free throws | | Rebounds | | | | PF | A | TO | BLK | STL | PTS | AVG |
|-----------------------|------------|----|------------------|----------------|-------------|--------------|-------------|--------------|-------------|-----------|-----------|------------|------------|-----------|-----------|-----------|----------|-----------|------------|------------|
| | | | | FG-FGA | PCT | 3FG-3FGA | PCT | FT-FTA | PCT | OFF | DEF | TOT | AVG | | | | | | | |
| at Arizona St. | 11/06/2023 | * | 22:47 | 2-6 | .333 | 0-1 | .000 | 3-4 | .750 | 1 | 1 | 2 | 2.0 | 2 | 1 | 4 | 0 | 1 | 7 | 7.0 |
| New Mexico St. | 11/10/2023 | * | 36:21 | 3-11 | .273 | 0-4 | .000 | 1-1 | 1.000 | 0 | 3 | 3 | 2.5 | 2 | 3 | 3 | 0 | 2 | 7 | 7.0 |
| at A&M-Corpus Christi | 11/15/2023 | * | 37:06 | 3-8 | .375 | 0-2 | .000 | 4-4 | 1.000 | 1 | 3 | 4 | 3.0 | 3 | 5 | 4 | 0 | 3 | 10 | 8.0 |
| at UT Arlington | 11/18/2023 | * | 33:10 | 6-10 | .600 | 1-2 | .500 | 13-15 | .867 | 0 | 2 | 2 | 2.8 | 2 | 2 | 2 | 1 | 0 | 26 | 12.5 |
| at Texas Tech | 11/20/2023 | * | 29:20 | 7-14 | .500 | 1-3 | .333 | 3-3 | 1.000 | 1 | 2 | 3 | 2.8 | 5 | 1 | 2 | 0 | 2 | 18 | 13.6 |
| at Sam Houston | 11/25/2023 | * | 34:01 | 3-7 | .429 | 1-1 | 1.000 | 5-6 | .833 | 1 | 6 | 7 | 3.5 | 2 | 1 | 4 | 1 | 3 | 12 | 13.3 |
| Texas St. | 11/30/2023 | * | 35:30 | 5-10 | .500 | 1-4 | .250 | 0-0 | .000 | 0 | 2 | 2 | 3.3 | 3 | 3 | 4 | 0 | 1 | 11 | 13.0 |
| UTEP | 12/03/2023 | * | 26:00 | 6-11 | .545 | 1-3 | .333 | 3-4 | .750 | 0 | 5 | 5 | 3.5 | 1 | 7 | 1 | 0 | 0 | 16 | 13.4 |
| Houston | 12/14/2023 | * | 29:35 | 5-12 | .417 | 1-2 | .500 | 2-2 | 1.000 | 0 | 3 | 3 | 3.4 | 2 | 2 | 2 | 0 | 2 | 13 | 13.3 |
| at Oregon | 12/17/2023 | * | 34:38 | 2-15 | .133 | 0-3 | .000 | 5-5 | 1.000 | 3 | 3 | 6 | 3.7 | 3 | 2 | 6 | 0 | 3 | 9 | 12.9 |
| at Seattle U | 12/19/2023 | * | 29:46 | 2-7 | .286 | 0-0 | .000 | 1-2 | .500 | 0 | 2 | 2 | 3.5 | 4 | 6 | 2 | 0 | 0 | 5 | 12.2 |
| at Temple | 12/30/2023 | * | 34:16 | 3-8 | .375 | 1-3 | .333 | 1-3 | .333 | 3 | 4 | 7 | 3.8 | 3 | 5 | 7 | 0 | 0 | 8 | 11.8 |
| at East Carolina | 01/02/2024 | * | 18:43 | 0-4 | .000 | 0-2 | .000 | 0-0 | .000 | 0 | 1 | 1 | 3.6 | 2 | 1 | 3 | 0 | 2 | 0 | 10.9 |
| Wichita St. | 01/06/2024 | * | 36:50 | 7-18 | .389 | 2-7 | .286 | 0-0 | .000 | 2 | 1 | 3 | 3.6 | 2 | 6 | 1 | 0 | 2 | 16 | 11.3 |
| at Fla. Atlantic | 01/10/2024 | * | 25:20 | 2-9 | .222 | 0-2 | .000 | 3-4 | .750 | 0 | 3 | 3 | 3.5 | 3 | 4 | 1 | 0 | 2 | 7 | 11.0 |
| Charlotte | 01/14/2024 | * | 25:04 | 2-9 | .222 | 1-3 | .333 | 3-4 | .750 | 0 | 2 | 2 | 3.4 | 4 | 3 | 0 | 0 | 0 | 8 | 10.8 |
| South Fla. | 01/16/2024 | * | 26:48 | 3-7 | .429 | 2-3 | .667 | 0-1 | .000 | 1 | 2 | 3 | 3.4 | 3 | 1 | 5 | 0 | 1 | 8 | 10.6 |
| at UAB | 01/21/2024 | * | 30:24 | 5-14 | .357 | 1-3 | .333 | 0-0 | .000 | 0 | 3 | 3 | 3.4 | 3 | 0 | 1 | 0 | 0 | 11 | 10.7 |
| at SMU | 01/27/2024 | * | 33:43 | 5-10 | .500 | 1-4 | .250 | 0-0 | .000 | 0 | 1 | 1 | 3.3 | 3 | 2 | 3 | 0 | 1 | 11 | 10.7 |
| North Texas | 01/31/2024 | * | 28:51 | 5-12 | .417 | 1-4 | .250 | 2-2 | 1.000 | 2 | 4 | 6 | 3.4 | 3 | 2 | 3 | 0 | 1 | 13 | 10.8 |
| Tulane | 02/04/2024 | * | 28:41 | 4-12 | .333 | 0-4 | .000 | 2-2 | 1.000 | 1 | 2 | 3 | 3.4 | 4 | 3 | 5 | 0 | 1 | 10 | 10.8 |
| UAB | 02/11/2024 | * | 28:52 | 5-14 | .357 | 0-5 | .000 | 1-1 | 1.000 | 0 | 3 | 3 | 3.4 | 0 | 6 | 1 | 0 | 1 | 11 | 10.8 |
| at Tulsa | 02/14/2024 | * | 36:16 | 5-16 | .313 | 1-6 | .167 | 5-7 | .714 | 0 | 3 | 3 | 3.3 | 4 | 2 | 4 | 0 | 2 | 16 | 11.0 |
| at North Texas | 02/18/2024 | * | 24:40 | 2-9 | .222 | 0-5 | .000 | 0-0 | .000 | 1 | 4 | 5 | 3.4 | 3 | 4 | 6 | 0 | 1 | 4 | 10.7 |
| Temple | 02/22/2024 | * | 29:50 | 2-5 | .400 | 1-2 | .500 | 2-2 | 1.000 | 0 | 4 | 4 | 3.4 | 4 | 4 | 3 | 0 | 2 | 7 | 10.6 |
| Fla. Atlantic | 02/25/2024 | * | 26:11 | 2-7 | .286 | 0-4 | .000 | 2-2 | 1.000 | 0 | 4 | 4 | 3.5 | 1 | 6 | 3 | 1 | 0 | 6 | 10.4 |
| at Memphis | 02/28/2024 | * | 27:59 | 2-8 | .250 | 0-1 | .000 | 0-0 | .000 | 1 | 3 | 4 | 3.5 | 3 | 4 | 3 | 0 | 2 | 4 | 10.1 |
| at Wichita St. | 03/02/2024 | * | 24:30 | 0-5 | .000 | 0-3 | .000 | 5-6 | .833 | 0 | 2 | 2 | 3.4 | 2 | 3 | 3 | 0 | 1 | 5 | 10.0 |
| Rice | 03/05/2024 | * | 35:40 | 2-8 | .250 | 0-2 | .000 | 0-0 | .000 | 0 | 7 | 7 | 3.6 | 0 | 2 | 2 | 1 | 3 | 4 | 9.8 |
| vs South Fla. | 03/11/2024 | * | 38:04 | 1-2 | .500 | 0-1 | .000 | 0-0 | .000 | 0 | 5 | 5 | 3.6 | 3 | 5 | 3 | 0 | 1 | 2 | 9.5 |
| Totals | | | 29 908:57 | 101-288 | .351 | 17-89 | .191 | 66-80 | .825 | 18 | 90 | 108 | 3.6 | 79 | 96 | 91 | 4 | 40 | 285 | 9.5 |

Player Averages

| Games Played | Minutes/game | Points/game | FG Pct | 3FG Pct | FT Pct | Rebounds/game | Assists/game | Turnovers/game | Assist/Turnover ratio | Steals/game | Blocks/game |
|--------------|--------------|-------------|--------|---------|--------|---------------|--------------|----------------|-----------------------|-------------|-------------|
| 30 | 30.3 | 9.5 | 35.1 | 19.1 | 82.5 | 3.6 | 3.2 | 3.0 | 1.1 | 1.3 | 0.1 |

PLAYER GAME-BY-GAME STATISTICS

12

AYSIA PROCTOR

Freshman • Guard • 5-8 • Schertz, Texas • Samuel Clemens HS



Proctors' Career and 2023-24 Game Highs

| Career / Last | Category | 2023-24 / Last |
|---|---------------|---|
| 20 / December 17, 2023 at Oregon | Points | 20 / December 17, 2023 at Oregon |
| 13 / January 14, 2024 vs Charlotte | Rebounds | 13 / January 14, 2024 vs Charlotte |
| 5 / January 26, 2024 at SMU | Assists | 5 / January 26, 2024 at SMU |
| 3 / January 16, 2024 vs South Florida | Steals | 3 / January 16, 2024 vs South Florida |
| 2 / January 6, 2024 vs Wichita State | Blocks | 2 / January 6, 2024 vs Wichita State |
| 9, 2x / December 17, 2023 at Oregon | FG Made | 9, 2x / December 17, 2023 at Oregon |
| 21 / December 17, 2023 at Oregon | FG Attempted | 21 / December 17, 2023 at Oregon |
| 5 / January 14, 2024 vs Charlotte | 3PT Made | 5 / January 14, 2024 vs Charlotte |
| 9 / February 18, 2024 at North Texas | 3PT Attempted | 9 / February 18, 2024 at North Texas |
| 3, 2x / February 25, 2024 vs Florida Atlantic | FT Made | 3, 2x / February 25, 2024 vs Florida Atlantic |
| 4, 2x / February 25, 2024 vs Florida Atlantic | FT Attempted | 4, 2x / February 25, 2024 vs Florida Atlantic |
| 38 / January 14, 2024 vs Charlotte | Minutes | 38 / January 14, 2024 vs Charlotte |

#12 PROCTOR, Aysia

2023-24 STATISTICS

| Opponent | Date | GS | MIN | Total | | 3-Pointers | | Free throws | | Rebounds | | | | PF | A | TO | BLK | STL | PTS | AVG |
|-----------------------|------------|-----------|---------------|----------------|-------------|--------------|-------------|--------------|-------------|-----------|------------|------------|------------|-----------|-----------|-----------|----------|-----------|------------|-------------|
| | | | | FG-FGA | PCT | 3FG-3FGA | PCT | FT-FTA | PCT | OFF | DEF | TOT | AVG | | | | | | | |
| at Arizona St. | 11/06/2023 | | 13:43 | 1-3 | .333 | 0-2 | .000 | 0-0 | .000 | 3 | 4 | 7 | 7.0 | 0 | 0 | 2 | 0 | 0 | 2 | 2.0 |
| New Mexico St. | 11/10/2023 | | 22:19 | 8-9 | .889 | 2-3 | .667 | 1-2 | .500 | 1 | 4 | 5 | 6.0 | 1 | 1 | 2 | 0 | 1 | 19 | 10.5 |
| at A&M-Corpus Christi | 11/15/2023 | | 26:21 | 3-9 | .333 | 0-3 | .000 | 1-2 | .500 | 1 | 4 | 5 | 5.7 | 2 | 1 | 3 | 1 | 1 | 7 | 9.3 |
| at UT Arlington | 11/18/2023 | | 03:57 | 1-1 | 1.000 | 0-0 | .000 | 0-0 | .000 | 0 | 0 | 0 | 4.3 | 1 | 0 | 1 | 0 | 0 | 2 | 7.5 |
| at Texas Tech | 11/20/2023 | | 25:19 | 5-7 | .714 | 0-0 | .000 | 0-0 | .000 | 2 | 3 | 5 | 4.4 | 3 | 0 | 6 | 0 | 1 | 10 | 8.0 |
| at Sam Houston | 11/25/2023 | * | 26:38 | 4-7 | .571 | 0-0 | .000 | 0-0 | .000 | 1 | 7 | 8 | 5.0 | 1 | 3 | 4 | 0 | 0 | 8 | 8.0 |
| Texas St. | 11/30/2023 | * | 29:42 | 2-10 | .200 | 0-2 | .000 | 0-0 | .000 | 2 | 5 | 7 | 5.3 | 5 | 0 | 1 | 1 | 0 | 4 | 7.4 |
| UTEP | 12/03/2023 | | 19:11 | 1-4 | .250 | 0-2 | .000 | 0-0 | .000 | 1 | 5 | 6 | 5.4 | 2 | 2 | 1 | 1 | 0 | 2 | 6.8 |
| Houston | 12/14/2023 | | 24:54 | 9-11 | .818 | 0-1 | .000 | 1-2 | .500 | 2 | 3 | 5 | 5.3 | 0 | 0 | 1 | 0 | 0 | 19 | 8.1 |
| at Oregon | 12/17/2023 | | 25:18 | 9-21 | .429 | 2-6 | .333 | 0-0 | .000 | 5 | 6 | 11 | 5.9 | 2 | 0 | 2 | 0 | 1 | 20 | 9.3 |
| at Seattle U | 12/19/2023 | | 26:41 | 4-11 | .364 | 1-2 | .500 | 1-2 | .500 | 1 | 1 | 2 | 5.5 | 1 | 3 | 0 | 0 | 2 | 10 | 9.4 |
| at Temple | 12/30/2023 | | 27:24 | 3-9 | .333 | 1-2 | .500 | 0-0 | .000 | 1 | 4 | 5 | 5.5 | 2 | 2 | 2 | 0 | 1 | 7 | 9.2 |
| Wichita St. | 01/06/2024 | * | 22:22 | 2-9 | .222 | 2-5 | .400 | 0-0 | .000 | 0 | 3 | 3 | 5.3 | 1 | 2 | 1 | 2 | 0 | 6 | 8.9 |
| at Fla. Atlantic | 01/10/2024 | * | 28:53 | 7-11 | .636 | 3-4 | .750 | 0-0 | .000 | 0 | 2 | 2 | 5.1 | 3 | 2 | 2 | 0 | 1 | 17 | 9.5 |
| Charlotte | 01/14/2024 | * | 38:52 | 6-12 | .500 | 5-6 | .833 | 0-2 | .000 | 2 | 11 | 13 | 5.6 | 1 | 2 | 3 | 0 | 3 | 17 | 10.0 |
| South Fla. | 01/16/2024 | * | 26:47 | 6-15 | .400 | 4-6 | .667 | 3-4 | .750 | 2 | 6 | 8 | 5.8 | 2 | 1 | 2 | 1 | 0 | 19 | 10.6 |
| at UAB | 01/21/2024 | * | 32:31 | 4-9 | .444 | 1-4 | .250 | 0-0 | .000 | 1 | 7 | 8 | 5.9 | 0 | 0 | 4 | 1 | 0 | 9 | 10.5 |
| at SMU | 01/27/2024 | * | 28:21 | 2-7 | .286 | 0-2 | .000 | 0-0 | .000 | 2 | 1 | 3 | 5.7 | 2 | 5 | 2 | 0 | 1 | 4 | 10.1 |
| North Texas | 01/31/2024 | * | 20:18 | 4-7 | .571 | 1-2 | .500 | 2-2 | 1.000 | 1 | 3 | 4 | 5.6 | 3 | 1 | 2 | 0 | 0 | 11 | 10.2 |
| Tulane | 02/04/2024 | * | 28:54 | 5-11 | .455 | 3-7 | .429 | 1-2 | .500 | 1 | 3 | 4 | 5.6 | 2 | 3 | 3 | 0 | 1 | 14 | 10.4 |
| UAB | 02/11/2024 | * | 26:53 | 6-9 | .667 | 2-4 | .500 | 0-0 | .000 | 2 | 5 | 7 | 5.6 | 0 | 2 | 1 | 0 | 0 | 14 | 10.5 |
| at Tulsa | 02/14/2024 | * | 28:55 | 4-8 | .500 | 2-3 | .667 | 0-0 | .000 | 1 | 6 | 7 | 5.7 | 3 | 0 | 5 | 0 | 1 | 10 | 10.5 |
| at North Texas | 02/18/2024 | * | 34:08 | 6-16 | .375 | 4-9 | .444 | 0-0 | .000 | 0 | 1 | 1 | 5.5 | 3 | 2 | 2 | 0 | 0 | 16 | 10.7 |
| Temple | 02/22/2024 | * | 29:07 | 2-10 | .200 | 0-4 | .000 | 0-0 | .000 | 1 | 6 | 7 | 5.5 | 3 | 0 | 3 | 0 | 0 | 4 | 10.5 |
| Fla. Atlantic | 02/25/2024 | * | 30:39 | 5-10 | .500 | 3-6 | .500 | 3-4 | .750 | 0 | 1 | 1 | 5.4 | 3 | 3 | 3 | 0 | 0 | 16 | 10.7 |
| at Memphis | 02/28/2024 | * | 28:32 | 3-8 | .375 | 0-2 | .000 | 0-0 | .000 | 1 | 2 | 3 | 5.3 | 2 | 1 | 1 | 0 | 1 | 6 | 10.5 |
| at Wichita St. | 03/02/2024 | * | 29:41 | 2-9 | .222 | 1-5 | .200 | 0-0 | .000 | 1 | 0 | 1 | 5.1 | 4 | 2 | 2 | 0 | 0 | 5 | 10.3 |
| Rice | 03/05/2024 | * | 28:12 | 3-5 | .600 | 0-2 | .000 | 0-0 | .000 | 0 | 3 | 3 | 5.0 | 1 | 0 | 0 | 0 | 0 | 6 | 10.1 |
| vs South Fla. | 03/11/2024 | * | 23:28 | 3-11 | .273 | 1-4 | .250 | 0-0 | .000 | 1 | 1 | 2 | 4.9 | 2 | 2 | 3 | 0 | 0 | 7 | 10.0 |
| Totals | | 19 | 757:60 | 120-269 | .446 | 38-98 | .388 | 13-22 | .591 | 36 | 107 | 143 | 4.9 | 55 | 40 | 64 | 7 | 15 | 291 | 10.0 |

Player Averages

| Games Played | Minutes/game | Points/game | FG Pct | 3FG Pct | FT Pct | Rebounds/game | Assists/game | Turnovers/game | Assist/Turnover ratio | Steals/game | Blocks/game |
|--------------|--------------|-------------|--------|---------|--------|---------------|--------------|----------------|-----------------------|-------------|-------------|
| 29 | 26.1 | 10.0 | 44.6 | 38.8 | 59.1 | 4.9 | 1.4 | 2.2 | 0.6 | 0.5 | 0.2 |

PLAYER GAME-BY-GAME STATISTICS

13

SARAI ESTUPINAN

Junior • Guard • 5-5 • Cedar Park, Texas • Cedar Park HS • St. Mary's (TX) • Tallahassee CC



Estupinan's NCAA Career and 2023-24 Game Highs (* at St. Mary's)

| Career / Last | Category | 2023-24 / Last |
|--|---------------|----------------|
| 11 / November 20, 2021 vs Lander* | Points | N/A |
| 6 / December 13, 2021 at Angelo State* | Rebounds | N/A |
| 9 / January 8, 2022 at Midwestern State* | Assists | N/A |
| 3 / February 3, 2022 at Texas A&M-International* | Steals | N/A |
| N/A | Blocks | N/A |
| 4 / November 20, 2021 vs Lander* | FG Made | N/A |
| 9 / November 20, 2021 vs Lander* | FG Attempted | N/A |
| 3 / November 20, 2021 vs Lander* | 3PT Made | N/A |
| 7 / November 20, 2021 vs Lander* | 3PT Attempted | N/A |
| 4 / January 8, 2022 at Midwestern State* | FT Made | N/A |
| 6 / January 8, 2022 at Midwestern State* | FT Attempted | N/A |
| 20 / February 21, 2021 vs West Texas A&M* | Minutes | N/A |

HAS YET TO APPEAR IN THE 2023-24 SEASON

PLAYER GAME-BY-GAME STATISTICS

20

MAYA LINTON



Sophomore • Forward • 6-0 • Duncanville, Texas • Duncanville HS

Linton's Career and 2023-24 Game Highs

| Career / Last | Category | 2023-24 / Last |
|--|---------------|--|
| 15 / November 18, 2023 at UT Arlington | Points | 15 / November 18, 2023 at UT Arlington |
| 10 / November 18, 2023 at UT Arlington | Rebounds | 10 / November 18, 2023 at UT Arlington |
| 2 / January 25, 2023 at FIU | Assists | 1, 6x / January 10, 2024 at Florida Atlantic |
| 3, 2x / December 19, 2023 at Seattle U | Steals | 3, 2x / December 19, 2023 at Seattle U |
| 2 / March 10, 2023 vs Western Kentucky | Blocks | 1, 2x / February 28, 2024 at Memphis |
| 6 / November 18, 2023 at UT Arlington | FG Made | 6 / November 18, 2023 at UT Arlington |
| 11 / November 18, 2023 at UT Arlington | FG Attempted | 11 / November 18, 2023 at UT Arlington |
| 2 / January 10, 2024 at Florida Atlantic | 3PT Made | 2 / January 10, 2024 at Florida Atlantic |
| 4 / January 10, 2024 at Florida Atlantic | 3PT Attempted | 4 / January 10, 2024 at Florida Atlantic |
| 4 / November 24, 2023 at Sam Houston | FT Made | 4 / November 24, 2023 at Sam Houston |
| 8 / November 24, 2023 at Sam Houston | FT Attempted | 8 / November 24, 2023 at Sam Houston |
| 26 / November 18, 2023 at UT Arlington | Minutes | 26 / November 18, 2023 at UT Arlington |

2023-24 STATISTICS

| Opponent | Date | GS | MIN | Total | | 3-Pointers | | Free throws | | Rebounds | | | | PF | A | TO | BLK | STL | PTS | AVG |
|-----------------------|------------|-----------|---------------|--------------|-------------|-------------|-------------|--------------|-------------|-----------|-----------|-----------|------------|-----------|----------|-----------|----------|-----------|-----------|------------|
| | | | | FG-FGA | PCT | 3FG-3FGA | PCT | FT-FTA | PCT | OFF | DEF | TOT | AVG | | | | | | | |
| at Arizona St. | 11/06/2023 | * | 20:22 | 4-7 | .571 | 0-0 | .000 | 2-2 | 1.000 | 1 | 3 | 4 | 4.0 | 5 | 0 | 0 | 0 | 3 | 10 | 10.0 |
| New Mexico St. | 11/10/2023 | * | 20:49 | 3-6 | .500 | 0-1 | .000 | 3-3 | 1.000 | 5 | 1 | 6 | 5.0 | 5 | 0 | 2 | 0 | 1 | 9 | 9.5 |
| at A&M-Corpus Christi | 11/15/2023 | | 18:35 | 0-3 | .000 | 0-1 | .000 | 0-0 | .000 | 3 | 4 | 7 | 5.7 | 3 | 0 | 2 | 0 | 2 | 0 | 6.3 |
| at UT Arlington | 11/18/2023 | * | 26:41 | 6-11 | .545 | 0-0 | .000 | 3-6 | .500 | 3 | 7 | 10 | 6.8 | 5 | 0 | 1 | 0 | 2 | 15 | 8.5 |
| at Texas Tech | 11/20/2023 | * | 23:04 | 0-1 | .000 | 0-0 | .000 | 2-4 | .500 | 4 | 0 | 4 | 6.2 | 4 | 1 | 2 | 0 | 2 | 2 | 7.2 |
| at Sam Houston | 11/25/2023 | * | 14:23 | 0-2 | .000 | 0-0 | .000 | 4-8 | .500 | 2 | 4 | 6 | 6.2 | 2 | 1 | 0 | 0 | 0 | 4 | 6.7 |
| Texas St. | 11/30/2023 | * | 18:35 | 0-4 | .000 | 0-1 | .000 | 0-0 | .000 | 1 | 4 | 5 | 6.0 | 2 | 1 | 1 | 0 | 0 | 0 | 5.7 |
| Houston | 12/14/2023 | | 16:16 | 0-1 | .000 | 0-0 | .000 | 0-0 | .000 | 2 | 2 | 4 | 5.8 | 2 | 0 | 0 | 0 | 1 | 0 | 5.0 |
| at Oregon | 12/17/2023 | | 13:25 | 0-0 | .000 | 0-0 | .000 | 0-0 | .000 | 1 | 0 | 1 | 5.2 | 3 | 0 | 0 | 0 | 1 | 0 | 4.4 |
| at Seattle U | 12/19/2023 | * | 24:44 | 1-5 | .200 | 0-1 | .000 | 3-4 | .750 | 3 | 1 | 4 | 5.1 | 3 | 1 | 0 | 0 | 3 | 5 | 4.5 |
| at Temple | 12/30/2023 | * | 19:25 | 1-1 | 1.000 | 1-1 | 1.000 | 0-0 | .000 | 2 | 4 | 6 | 5.2 | 3 | 1 | 0 | 0 | 1 | 3 | 4.4 |
| at East Carolina | 01/02/2024 | | 15:54 | 1-3 | .333 | 0-0 | .000 | 0-0 | .000 | 3 | 2 | 5 | 5.2 | 3 | 0 | 3 | 0 | 2 | 2 | 4.2 |
| Wichita St. | 01/06/2024 | | 15:15 | 0-3 | .000 | 0-0 | .000 | 0-2 | .000 | 2 | 4 | 6 | 5.2 | 2 | 1 | 2 | 0 | 0 | 0 | 3.8 |
| at Fla. Atlantic | 01/10/2024 | | 18:16 | 3-6 | .500 | 2-4 | .500 | 2-2 | 1.000 | 2 | 3 | 5 | 5.2 | 2 | 1 | 1 | 0 | 0 | 10 | 4.3 |
| Charlotte | 01/14/2024 | | 13:09 | 0-2 | .000 | 0-1 | .000 | 0-2 | .000 | 0 | 2 | 2 | 5.0 | 1 | 0 | 0 | 0 | 1 | 0 | 4.0 |
| South Fla. | 01/16/2024 | | 09:42 | 0-1 | .000 | 0-1 | .000 | 0-0 | .000 | 1 | 2 | 3 | 4.9 | 2 | 0 | 0 | 0 | 0 | 0 | 3.8 |
| at UAB | 01/21/2024 | | 13:29 | 0-2 | .000 | 0-0 | .000 | 0-0 | .000 | 0 | 2 | 2 | 4.7 | 3 | 0 | 2 | 0 | 1 | 0 | 3.5 |
| at SMU | 01/27/2024 | * | 22:02 | 3-3 | 1.000 | 0-0 | .000 | 1-2 | .500 | 2 | 2 | 4 | 4.7 | 2 | 0 | 3 | 0 | 1 | 7 | 3.7 |
| UAB | 02/11/2024 | * | 20:42 | 2-4 | .500 | 0-0 | .000 | 0-0 | .000 | 1 | 2 | 3 | 4.6 | 4 | 0 | 1 | 1 | 1 | 4 | 3.7 |
| at Tulsa | 02/14/2024 | | 18:51 | 1-2 | .500 | 0-0 | .000 | 0-0 | .000 | 0 | 2 | 2 | 4.5 | 3 | 0 | 0 | 0 | 6 | 2 | 3.7 |
| at North Texas | 02/18/2024 | | 10:12 | 0-1 | .000 | 0-0 | .000 | 0-2 | .000 | 1 | 0 | 1 | 4.3 | 3 | 0 | 0 | 0 | 0 | 0 | 3.5 |
| Temple | 02/22/2024 | | 03:13 | 0-0 | .000 | 0-0 | .000 | 0-0 | .000 | 0 | 2 | 2 | 4.2 | 1 | 0 | 0 | 0 | 0 | 0 | 3.3 |
| at Memphis | 02/28/2024 | | 02:44 | 0-0 | .000 | 0-0 | .000 | 0-0 | .000 | 1 | 0 | 1 | 4.0 | 0 | 0 | 1 | 1 | 0 | 0 | 3.2 |
| Rice | 03/05/2024 | | 02:51 | 0-0 | .000 | 0-0 | .000 | 0-0 | .000 | 0 | 0 | 0 | 3.9 | 1 | 1 | 0 | 0 | 0 | 0 | 3.0 |
| vs South Fla. | 03/11/2024 | | 01:42 | 0-0 | .000 | 0-0 | .000 | 0-0 | .000 | 0 | 0 | 0 | 3.7 | 0 | 0 | 0 | 0 | 0 | 0 | 2.9 |
| Totals | | 10 | 384:20 | 25-68 | .368 | 3-11 | .273 | 20-37 | .541 | 40 | 53 | 93 | 3.7 | 64 | 8 | 21 | 2 | 28 | 73 | 2.9 |

Player Averages

| Games Played | Minutes/ game | Points/ game | FG Pct | 3FG Pct | FT Pct | Rebounds/ game | Assists/ game | Turnovers/ game | Assist/Turnover ratio | Steals/ game | Blocks/ game |
|--------------|---------------|--------------|--------|---------|--------|----------------|---------------|-----------------|-----------------------|--------------|--------------|
| 25 | 15.4 | 2.9 | 36.8 | 27.3 | 54.1 | 3.7 | 0.3 | 0.8 | 0.4 | 1.1 | 0.1 |

PLAYER GAME-BY-GAME STATISTICS

21

CHEYENNE ROWE

Sophomore • Forward • 6-2 • Ajax, Ontario, Canada • Bill Crothers Secondary School • James Madison



Rowe's Career and 2023-24 Game Highs (* at James Madison)

| Career / Last | Category | 2023-24 / Last |
|---|---------------|---|
| 11 / December 4, 2022 vs UMES* | Points | 8 / December 17, 2023 at Oregon |
| 9 / November 6, 2023 at Arizona State | Rebounds | 9 / November 6, 2023 at Arizona State |
| 1, 7x / January 16, 2024 vs South Florida | Assists | 1, 5x / January 16, 2024 vs South Florida |
| 1, 6x / March 2, 2024 at Wichita State | Steals | 1, 4x / March 2, 2024 at Wichita State |
| 2, 2x / December 17, 2022 at Hampton* | Blocks | 1 / November 20, 2023 at Texas Tech |
| 5 / December 4, 2022 vs UMES* | FG Made | 4 / December 17, 2023 at Oregon |
| 5, 3x / December 3, 2023 vs UTEP | FG Attempted | 7 / December 17, 2023 at Oregon |
| 1 / February 11, 2024 vs UAB | 3PT Made | 1 / February 11, 2024 vs UAB |
| 1, 3x / February 28, 2024 at Memphis | 3PT Attempted | 1, 3x / February 28, 2024 at Memphis |
| 4 / February 28, 2024 at Memphis | FT Made | 4 / February 28, 2024 at Memphis |
| 4, 4x / February 28, 2024 at Memphis | FT Attempted | 4, 3x / February 28, 2024 at Memphis |
| 17, 3x / December 3, 2023 vs UTEP | Minutes | 17, 2x / December 3, 2023 vs UTEP |

#21 ROWE, Cheyenne

2023-24 STATISTICS

| Opponent | Date | GS | MIN | Total | | 3-Pointers | | Free throws | | Rebounds | | | | PF | A | TO | BLK | STL | PTS | AVG |
|-----------------------|------------|----------|---------------|--------------|-------------|------------|-------------|--------------|-------------|-----------|-----------|-----------|------------|-----------|----------|----------|----------|----------|-----------|------------|
| | | | | FG-FGA | PCT | 3FG-3FGA | PCT | FT-FTA | PCT | OFF | DEF | TOT | AVG | | | | | | | |
| at Arizona St. | 11/06/2023 | | 17:13 | 2-4 | .500 | 0-0 | .000 | 2-3 | .667 | 5 | 4 | 9 | 9.0 | 2 | 1 | 0 | 0 | 0 | 6 | 6.0 |
| New Mexico St. | 11/10/2023 | | 07:25 | 0-0 | .000 | 0-0 | .000 | 1-2 | .500 | 1 | 0 | 1 | 5.0 | 1 | 0 | 0 | 0 | 0 | 1 | 3.5 |
| at A&M-Corpus Christi | 11/15/2023 | | 13:41 | 2-3 | .667 | 0-0 | .000 | 3-4 | .750 | 4 | 3 | 7 | 5.7 | 1 | 0 | 0 | 0 | 0 | 7 | 4.7 |
| at UT Arlington | 11/18/2023 | | 06:03 | 0-1 | .000 | 0-0 | .000 | 0-0 | .000 | 0 | 1 | 1 | 4.5 | 1 | 1 | 1 | 0 | 0 | 0 | 3.5 |
| at Texas Tech | 11/20/2023 | | 09:30 | 1-1 | 1.000 | 0-0 | .000 | 0-2 | .000 | 1 | 0 | 1 | 3.8 | 1 | 1 | 0 | 1 | 0 | 2 | 3.2 |
| at Sam Houston | 11/25/2023 | | 03:44 | 0-0 | .000 | 0-0 | .000 | 1-2 | .500 | 0 | 1 | 1 | 3.3 | 1 | 0 | 0 | 0 | 0 | 1 | 2.8 |
| Texas St. | 11/30/2023 | | 14:11 | 2-5 | .400 | 0-0 | .000 | 0-0 | .000 | 4 | 3 | 7 | 3.9 | 1 | 0 | 1 | 0 | 1 | 4 | 3.0 |
| UTEP | 12/03/2023 | | 17:32 | 2-5 | .400 | 0-0 | .000 | 0-0 | .000 | 1 | 3 | 4 | 3.9 | 0 | 1 | 1 | 1 | 0 | 4 | 3.1 |
| Houston | 12/14/2023 | | 08:02 | 0-0 | .000 | 0-0 | .000 | 0-0 | .000 | 0 | 0 | 0 | 3.4 | 0 | 0 | 0 | 0 | 0 | 0 | 2.8 |
| at Oregon | 12/17/2023 | | 15:17 | 4-7 | .571 | 0-1 | .000 | 0-0 | .000 | 2 | 2 | 4 | 3.5 | 2 | 0 | 1 | 0 | 1 | 8 | 3.3 |
| at Temple | 12/30/2023 | | 07:03 | 0-0 | .000 | 0-0 | .000 | 1-2 | .500 | 0 | 2 | 2 | 3.4 | 0 | 0 | 0 | 0 | 0 | 1 | 3.1 |
| at East Carolina | 01/02/2024 | | 08:21 | 0-4 | .000 | 0-0 | .000 | 0-0 | .000 | 2 | 0 | 2 | 3.3 | 1 | 0 | 1 | 0 | 0 | 0 | 2.8 |
| Wichita St. | 01/06/2024 | | 04:51 | 0-0 | .000 | 0-0 | .000 | 0-0 | .000 | 1 | 0 | 1 | 3.1 | 0 | 0 | 0 | 0 | 0 | 0 | 2.6 |
| at Fla. Atlantic | 01/10/2024 | | 05:39 | 0-0 | .000 | 0-0 | .000 | 0-0 | .000 | 1 | 0 | 1 | 2.9 | 1 | 0 | 0 | 0 | 0 | 0 | 2.4 |
| Charlotte | 01/14/2024 | | 05:02 | 0-0 | .000 | 0-0 | .000 | 0-0 | .000 | 1 | 1 | 2 | 2.9 | 0 | 0 | 0 | 0 | 0 | 0 | 2.3 |
| South Fla. | 01/16/2024 | | 16:23 | 0-3 | .000 | 0-0 | .000 | 0-0 | .000 | 4 | 1 | 5 | 3.0 | 1 | 1 | 1 | 0 | 0 | 0 | 2.1 |
| at SMU | 01/27/2024 | | 07:28 | 1-1 | 1.000 | 0-0 | .000 | 0-0 | .000 | 0 | 2 | 2 | 2.9 | 1 | 0 | 0 | 0 | 0 | 2 | 2.1 |
| North Texas | 01/31/2024 | | 17:00 | 1-2 | .500 | 0-0 | .000 | 2-2 | 1.000 | 0 | 4 | 4 | 3.0 | 2 | 1 | 0 | 0 | 0 | 4 | 2.2 |
| Tulane | 02/04/2024 | | 04:02 | 0-1 | .000 | 0-0 | .000 | 0-0 | .000 | 0 | 0 | 0 | 2.8 | 1 | 0 | 0 | 0 | 0 | 0 | 2.1 |
| UAB | 02/11/2024 | | 15:40 | 3-4 | .750 | 1-1 | 1.000 | 0-0 | .000 | 2 | 1 | 3 | 2.9 | 0 | 0 | 0 | 0 | 0 | 7 | 2.4 |
| at Tulsa | 02/14/2024 | | 03:23 | 1-1 | 1.000 | 0-0 | .000 | 0-0 | .000 | 1 | 0 | 1 | 2.8 | 0 | 0 | 0 | 0 | 0 | 2 | 2.3 |
| at North Texas | 02/18/2024 | | 02:15 | 0-0 | .000 | 0-0 | .000 | 0-0 | .000 | 0 | 0 | 0 | 2.6 | 1 | 0 | 0 | 0 | 0 | 0 | 2.2 |
| Temple | 02/22/2024 | | 01:20 | 0-0 | .000 | 0-0 | .000 | 0-0 | .000 | 0 | 0 | 0 | 2.5 | 1 | 0 | 1 | 0 | 0 | 0 | 2.1 |
| at Memphis | 02/28/2024 | | 08:13 | 1-2 | .500 | 0-1 | .000 | 4-4 | 1.000 | 3 | 0 | 3 | 2.5 | 0 | 0 | 0 | 0 | 0 | 6 | 2.3 |
| at Wichita St. | 03/02/2024 | | 08:48 | 1-1 | 1.000 | 0-0 | .000 | 0-0 | .000 | 1 | 3 | 4 | 2.6 | 0 | 0 | 0 | 0 | 1 | 2 | 2.3 |
| Rice | 03/05/2024 | | 06:17 | 0-2 | .000 | 0-0 | .000 | 0-0 | .000 | 0 | 0 | 0 | 2.5 | 2 | 0 | 0 | 0 | 0 | 0 | 2.2 |
| vs South Fla. | 03/11/2024 | | 03:26 | 0-0 | .000 | 0-0 | .000 | 0-0 | .000 | 1 | 0 | 1 | 2.4 | 0 | 0 | 0 | 0 | 0 | 0 | 2.1 |
| Totals | | 0 | 237:48 | 21-47 | .447 | 1-3 | .333 | 14-21 | .667 | 35 | 31 | 66 | 2.4 | 21 | 6 | 7 | 2 | 3 | 57 | 2.1 |

Player Averages

| Games Played | Minutes/ game | Points/ game | FG Pct | 3FG Pct | FT Pct | Rebounds/ game | Assists/ game | Turnovers/ game | Assist/ Turnover ratio | Steals/ game | Blocks/ game |
|--------------|---------------|--------------|--------|---------|--------|----------------|---------------|-----------------|------------------------|--------------|--------------|
| 27 | 8.8 | 2.1 | 44.7 | 33.3 | 66.7 | 2.4 | 0.2 | 0.3 | 0.9 | 0.1 | 0.1 |

PLAYER GAME-BY-GAME STATISTICS

22

KYRA WHITE



Senior • Guard • 5-9 • Converse, Texas • Judson HS • Southern California

White's Career and 2023-24 Game Highs

| Career / Last | Category | 2023-24 / Last |
|---|---------------|---|
| 23, 2x / February 25, 2024 vs Florida Atlantic | Points | 23, 2x / February 25, 2024 vs Florida Atlantic |
| 13 / January 4, 2023 at Middle Tennessee | Rebounds | 11 / January 26, 2024 at SMU |
| 9, 3x / January 14, 2024 vs Charlotte | Assists | 9 / January 14, 2024 vs Charlotte |
| 5 / March 9, 2023 vs Rice | Steals | 4 / January 10, 2024 at Florida Atlantic |
| 4 / November 30, 2023 vs Texas State | Blocks | 4 / November 30, 2023 vs Texas State |
| 10 / January 25, 2023 at FIU | FG Made | 9, 2x / February 25, 2024 vs Florida Atlantic |
| 19 / December 14, 2023 vs Houston | FG Attempted | 19 / December 14, 2023 vs Houston |
| 5, 2x / February 25, 2024 vs Florida Atlantic | 3PT Made | 5, 2x / February 25, 2024 vs Florida Atlantic |
| 11 / January 16, 2024 vs South Florida | 3PT Attempted | 11, 2x / January 16, 2024 vs South Florida |
| 5 / November 15, 2023 at Texas A&M-Corpus Christi | FT Made | 5 / November 15, 2023 at Texas A&M-Corpus Christi |
| 6, 2x / November 15, 2023 at Texas A&M-Corpus Christi | FT Attempted | 6, 2x / November 15, 2023 at Texas A&M-Corpus Christi |
| 44 / January 14, 2024 vs Charlotte | Minutes | 44 / January 14, 2024 vs Charlotte |

2023-24 STATISTICS

#22 WHITE, Kyra

| Opponent | Date | GS | MIN | Total | | 3-Pointers | | Free throws | | Rebounds | | | | PF | A | TO | BLK | STL | PTS | AVG |
|-----------------------|------------|-----------|----------------|----------------|-------------|---------------|-------------|--------------|-------------|-----------|------------|------------|------------|-----------|------------|-----------|-----------|-----------|------------|-------------|
| | | | | FG-FGA | PCT | 3FG-3FGA | PCT | FT-FTA | PCT | OFF | DEF | TOT | AVG | | | | | | | |
| at Arizona St. | 11/06/2023 | * | 36:41 | 3-9 | .333 | 1-2 | .500 | 1-2 | .500 | 0 | 2 | 2 | 2.0 | 2 | 4 | 3 | 3 | 1 | 8 | 8.0 |
| New Mexico St. | 11/10/2023 | * | 32:48 | 4-17 | .235 | 2-8 | .250 | 3-6 | .500 | 2 | 6 | 8 | 5.0 | 1 | 3 | 2 | 0 | 3 | 13 | 10.5 |
| at A&M-Corpus Christi | 11/15/2023 | * | 42:41 | 5-13 | .385 | 3-6 | .500 | 5-6 | .833 | 3 | 3 | 6 | 5.3 | 1 | 5 | 1 | 1 | 1 | 18 | 13.0 |
| at UT Arlington | 11/18/2023 | * | 34:57 | 2-6 | .333 | 0-1 | .000 | 1-2 | .500 | 1 | 5 | 6 | 5.5 | 2 | 6 | 2 | 0 | 0 | 5 | 11.0 |
| at Texas Tech | 11/20/2023 | * | 34:49 | 4-11 | .364 | 3-5 | .600 | 2-2 | 1.000 | 0 | 8 | 8 | 6.0 | 3 | 3 | 6 | 1 | 0 | 13 | 11.4 |
| at Sam Houston | 11/25/2023 | * | 36:04 | 5-16 | .313 | 1-3 | .333 | 3-3 | 1.000 | 0 | 3 | 3 | 5.5 | 2 | 1 | 6 | 1 | 2 | 14 | 11.8 |
| Texas St. | 11/30/2023 | * | 36:53 | 3-9 | .333 | 0-3 | .000 | 1-4 | .250 | 0 | 3 | 3 | 5.1 | 3 | 5 | 3 | 4 | 0 | 7 | 11.1 |
| UTEP | 12/03/2023 | * | 26:30 | 4-10 | .400 | 0-4 | .000 | 4-5 | .800 | 0 | 3 | 3 | 4.9 | 1 | 7 | 3 | 0 | 1 | 12 | 11.3 |
| Houston | 12/14/2023 | * | 35:07 | 6-19 | .316 | 4-8 | .500 | 1-2 | .500 | 0 | 8 | 8 | 5.2 | 2 | 5 | 6 | 3 | 0 | 17 | 11.9 |
| at Oregon | 12/17/2023 | * | 33:54 | 0-8 | .000 | 0-5 | .000 | 0-0 | .000 | 0 | 5 | 5 | 5.2 | 4 | 4 | 3 | 0 | 0 | 0 | 10.7 |
| at Seattle U | 12/19/2023 | * | 34:22 | 4-10 | .400 | 1-5 | .200 | 1-2 | .500 | 2 | 4 | 6 | 5.3 | 2 | 3 | 4 | 2 | 2 | 10 | 10.6 |
| at Temple | 12/30/2023 | * | 37:04 | 5-17 | .294 | 2-9 | .222 | 4-4 | 1.000 | 1 | 2 | 3 | 5.1 | 1 | 3 | 4 | 1 | 0 | 16 | 11.1 |
| at East Carolina | 01/02/2024 | * | 28:44 | 2-8 | .250 | 1-6 | .167 | 0-0 | .000 | 0 | 0 | 0 | 4.7 | 4 | 7 | 1 | 0 | 3 | 5 | 10.6 |
| Wichita St. | 01/06/2024 | * | 34:33 | 4-15 | .267 | 1-5 | .200 | 3-4 | .750 | 2 | 7 | 9 | 5.0 | 2 | 8 | 3 | 1 | 1 | 12 | 10.7 |
| at Fla. Atlantic | 01/10/2024 | * | 32:15 | 4-9 | .444 | 2-5 | .400 | 2-4 | .500 | 0 | 4 | 4 | 4.9 | 1 | 5 | 2 | 2 | 4 | 12 | 10.8 |
| Charlotte | 01/14/2024 | * | 44:03 | 4-14 | .286 | 1-4 | .250 | 0-1 | .000 | 3 | 7 | 10 | 5.3 | 2 | 9 | 3 | 1 | 1 | 9 | 10.7 |
| South Fla. | 01/16/2024 | * | 30:17 | 9-17 | .529 | 5-11 | .455 | 0-0 | .000 | 3 | 5 | 8 | 5.4 | 0 | 6 | 1 | 1 | 1 | 23 | 11.4 |
| at UAB | 01/21/2024 | * | 36:27 | 5-17 | .294 | 0-4 | .000 | 1-2 | .500 | 0 | 10 | 10 | 5.7 | 2 | 6 | 4 | 3 | 1 | 11 | 11.4 |
| at SMU | 01/27/2024 | * | 37:00 | 4-13 | .308 | 0-5 | .000 | 1-1 | 1.000 | 1 | 10 | 11 | 5.9 | 2 | 7 | 4 | 0 | 0 | 9 | 11.3 |
| North Texas | 01/31/2024 | * | 35:14 | 3-11 | .273 | 1-2 | .500 | 0-0 | .000 | 0 | 4 | 4 | 5.9 | 4 | 6 | 6 | 1 | 2 | 7 | 11.1 |
| Tulane | 02/04/2024 | * | 33:08 | 1-10 | .100 | 1-8 | .125 | 0-0 | .000 | 1 | 5 | 6 | 5.9 | 2 | 6 | 3 | 0 | 1 | 3 | 10.7 |
| UAB | 02/11/2024 | * | 31:49 | 6-11 | .545 | 0-2 | .000 | 0-0 | .000 | 0 | 5 | 5 | 5.8 | 2 | 2 | 2 | 1 | 1 | 12 | 10.7 |
| at Tulsa | 02/14/2024 | * | 35:52 | 6-11 | .545 | 1-3 | .333 | 2-2 | 1.000 | 3 | 1 | 4 | 5.7 | 2 | 2 | 1 | 0 | 0 | 15 | 10.9 |
| at North Texas | 02/18/2024 | * | 28:44 | 0-2 | .000 | 0-2 | .000 | 0-0 | .000 | 0 | 2 | 2 | 5.6 | 3 | 4 | 2 | 1 | 0 | 0 | 10.5 |
| Temple | 02/22/2024 | * | 32:20 | 1-6 | .167 | 0-4 | .000 | 0-0 | .000 | 0 | 1 | 1 | 5.4 | 3 | 4 | 3 | 1 | 1 | 2 | 10.1 |
| Fla. Atlantic | 02/25/2024 | * | 35:00 | 9-18 | .500 | 5-8 | .625 | 0-0 | .000 | 1 | 3 | 4 | 5.3 | 0 | 3 | 3 | 1 | 2 | 23 | 10.6 |
| at Memphis | 02/28/2024 | * | 36:35 | 3-10 | .300 | 2-6 | .333 | 0-2 | .000 | 0 | 3 | 3 | 5.3 | 1 | 3 | 2 | 0 | 1 | 8 | 10.5 |
| at Wichita St. | 03/02/2024 | * | 35:22 | 2-8 | .250 | 1-4 | .250 | 2-2 | 1.000 | 0 | 4 | 4 | 5.2 | 0 | 5 | 1 | 0 | 1 | 7 | 10.4 |
| Rice | 03/05/2024 | * | 35:23 | 2-11 | .182 | 1-4 | .250 | 2-2 | 1.000 | 1 | 1 | 2 | 5.1 | 1 | 2 | 5 | 0 | 1 | 7 | 10.3 |
| vs South Fla. | 03/11/2024 | * | 36:26 | 4-10 | .400 | 0-3 | .000 | 1-1 | 1.000 | 0 | 5 | 5 | 5.1 | 2 | 7 | 3 | 2 | 1 | 9 | 10.2 |
| Totals | | 30 | 1041:03 | 114-346 | .329 | 39-145 | .269 | 40-59 | .678 | 24 | 129 | 153 | 5.1 | 57 | 141 | 92 | 31 | 32 | 307 | 10.2 |

Player Averages

| Games Played | Minutes/game | Points/game | FG Pct | 3FG Pct | FT Pct | Rebounds/game | Assists/game | Turnovers/game | Assist/Turnover ratio | Steals/game | Blocks/game |
|--------------|--------------|-------------|--------|---------|--------|---------------|--------------|----------------|-----------------------|-------------|-------------|
| 30 | 34.7 | 10.2 | 32.9 | 26.9 | 67.8 | 5.1 | 4.7 | 3.1 | 1.5 | 1.1 | 1.0 |

PLAYER GAME-BY-GAME STATISTICS

23

KYLEIGH MCGUIRE

Senior • Forward • 5-11 • Houston, Texas • Atascocita HS



McGuire's Career and 2023-24 Game Highs

| Career / Last | Category | 2023-24 / Last |
|--|---------------|--|
| 12 / February 6, 2021 vs FIU | Points | 4, 3x / January 10, 2024 at Florida Atlantic |
| 13 / February 6, 2021 vs FIU | Rebounds | 4 / December 3, 2023 vs UTEP |
| 1, 11x / January 31, 2024 vs North Texas | Assists | 1, 5x / January 31, 2024 vs North Texas |
| 1, 7x / December 19, 2023 at Seattle U | Steals | 1 / December 19, 2023 at Seattle U |
| 1, 3x / January 19, 2023 vs Florida Atlantic | Blocks | N/A |
| 4 / February 6, 2021 vs FIU | FG Made | 2, 2x / January 10, 2024 at Florida Atlantic |
| 8 / February 6, 2021 vs FIU | FG Attempted | 4 / January 10, 2024 at Florida Atlantic |
| N/A | 3PT Made | N/A |
| N/A | 3PT Attempted | N/A |
| 5 / November 30, 2020 | FT Made | 2 / December 3, 2023 vs UTEP |
| 8 / February 6, 2021 vs FIU | FT Attempted | 2, 2x / January 31, 2024 vs North Texas |
| 45 / February 6, 2021 vs FIU | Minutes | 9, 2x / January 14, 2024 vs Charlotte |

#23 MCGUIRE, Kyleigh

2023-24 STATISTICS

| Opponent | Date | GS | MIN | Total | | 3-Pointers | | Free throws | | Rebounds | | | | PF | A | TO | BLK | STL | PTS | AVG |
|------------------|------------|----------|--------------|--------------|-------------|------------|-------------|-------------|-------------|----------|-----------|-----------|------------|-----------|----------|----------|----------|----------|-----------|------------|
| | | | | FG-FGA | PCT | 3FG-3FGA | PCT | FT-FTA | PCT | OFF | DEF | TOT | AVG | | | | | | | |
| at Arizona St. | 11/06/2023 | | 07:25 | 1-1 | 1.000 | 0-0 | .000 | 0-0 | .000 | 0 | 1 | 1 | 1.0 | 1 | 1 | 1 | 0 | 0 | 2 | 2.0 |
| UTEP | 12/03/2023 | | 07:38 | 1-1 | 1.000 | 0-0 | .000 | 2-2 | 1.000 | 1 | 3 | 4 | 2.5 | 1 | 1 | 1 | 0 | 0 | 4 | 3.0 |
| at Seattle U | 12/19/2023 | | 07:50 | 2-2 | 1.000 | 0-0 | .000 | 0-0 | .000 | 1 | 1 | 2 | 2.3 | 1 | 0 | 0 | 0 | 1 | 4 | 3.3 |
| at East Carolina | 01/02/2024 | | 07:02 | 1-2 | .500 | 0-0 | .000 | 0-0 | .000 | 0 | 1 | 1 | 2.0 | 1 | 0 | 1 | 0 | 0 | 2 | 3.0 |
| Wichita St. | 01/06/2024 | | 03:43 | 0-0 | .000 | 0-0 | .000 | 0-0 | .000 | 0 | 1 | 1 | 1.8 | 0 | 0 | 0 | 0 | 0 | 0 | 2.4 |
| at Fla. Atlantic | 01/10/2024 | | 09:23 | 2-4 | .500 | 0-0 | .000 | 0-0 | .000 | 2 | 0 | 2 | 1.8 | 0 | 0 | 1 | 0 | 0 | 4 | 2.7 |
| Charlotte | 01/14/2024 | | 09:25 | 1-2 | .500 | 0-0 | .000 | 0-0 | .000 | 1 | 0 | 1 | 1.7 | 3 | 1 | 0 | 0 | 0 | 2 | 2.6 |
| South Fla. | 01/16/2024 | | 07:11 | 1-3 | .333 | 0-0 | .000 | 0-0 | .000 | 0 | 0 | 0 | 1.5 | 2 | 1 | 2 | 0 | 0 | 2 | 2.5 |
| at UAB | 01/21/2024 | | 03:10 | 0-0 | .000 | 0-0 | .000 | 0-0 | .000 | 0 | 0 | 0 | 1.3 | 1 | 0 | 0 | 0 | 0 | 0 | 2.2 |
| North Texas | 01/31/2024 | | 07:23 | 1-1 | 1.000 | 0-0 | .000 | 1-2 | .500 | 1 | 2 | 3 | 1.5 | 1 | 1 | 0 | 0 | 0 | 3 | 2.3 |
| Tulane | 02/04/2024 | | 02:40 | 0-0 | .000 | 0-0 | .000 | 0-0 | .000 | 0 | 0 | 0 | 1.4 | 0 | 0 | 0 | 0 | 0 | 0 | 2.1 |
| UAB | 02/11/2024 | | 02:24 | 0-1 | .000 | 0-0 | .000 | 0-0 | .000 | 0 | 0 | 0 | 1.3 | 1 | 0 | 1 | 0 | 0 | 0 | 1.9 |
| Fla. Atlantic | 02/25/2024 | * | 09:21 | 1-3 | .333 | 0-0 | .000 | 1-1 | 1.000 | 0 | 3 | 3 | 1.4 | 4 | 0 | 1 | 0 | 0 | 3 | 2.0 |
| Totals | | 1 | 84:35 | 11-20 | .550 | 0-0 | .000 | 4-5 | .800 | 6 | 12 | 18 | 1.4 | 16 | 5 | 8 | 0 | 1 | 26 | 2.0 |

Player Averages

| Games Played | Minutes/game | Points/game | FG Pct | 3FG Pct | FT Pct | Rebounds/game | Assists/game | Turnovers/game | Assist/Turnover ratio | Steals/game | Blocks/game |
|--------------|--------------|-------------|--------|---------|--------|---------------|--------------|----------------|-----------------------|-------------|-------------|
| 13 | 6.5 | 2.0 | 55.0 | 0.0 | 80.0 | 1.4 | 0.4 | 0.6 | 0.6 | 0.1 | 0.0 |

PLAYER GAME-BY-GAME STATISTICS

25

IDARA UDO



Freshman • Forward • 6-1 • Plano, Texas • Plano East HS

Udo's Career and 2023-24 Game Highs

| Career / Last | Category | 2023-24 / Last |
|--|---------------|--|
| 26 / January 14, 2024 vs Charlotte | Points | 26 / January 14, 2024 vs Charlotte |
| 13 / February 25, 2024 vs Florida Atlantic | Rebounds | 13 / February 25, 2024 vs Florida Atlantic |
| 4 / January 10, 2024 at Florida Atlantic | Assists | 4 / January 10, 2024 at Florida Atlantic |
| 2, 2x / February 4, 2024 vs Tulane | Steals | 2, 2x / February 4, 2024 vs Tulane |
| 4 / November 30, 2023 vs Texas State | Blocks | 4 / November 30, 2023 vs Texas State |
| 9 / January 14, 2024 vs Charlotte | FG Made | 9 / January 14, 2024 vs Charlotte |
| 13 / January 14, 2024 vs Charlotte | FG Attempted | 13 / January 14, 2024 vs Charlotte |
| N/A | 3PT Made | N/A |
| N/A | 3PT Attempted | N/A |
| 8 / January 14, 2024 vs Charlotte | FT Made | 8 / January 14, 2024 vs Charlotte |
| 10 / January 14, 2024 vs Charlotte | FT Attempted | 10 / January 14, 2024 vs Charlotte |
| 36 / January 14, 2024 vs Charlotte | Minutes | 36 / January 14, 2024 vs Charlotte |

2023-24 STATISTICS

#25 UDO, Idara

| Opponent | Date | GS | MIN | Total | | 3-Pointers | | Free throws | | Rebounds | | | | PF | A | TO | BLK | STL | PTS | AVG |
|-----------------------|------------|----|------------------|---------------|-------------|------------|-------------|--------------|-------------|------------|-----------|------------|------------|-----------|-----------|-----------|-----------|-----------|------------|------------|
| | | | | FG-FGA | PCT | 3FG-3FGA | PCT | FT-FTA | PCT | OFF | DEF | TOT | AVG | | | | | | | |
| at Arizona St. | 11/06/2023 | | 23:19 | 4-7 | .571 | 0-0 | .000 | 2-6 | .333 | 4 | 5 | 9 | 9.0 | 4 | 0 | 2 | 2 | 1 | 10 | 10.0 |
| New Mexico St. | 11/10/2023 | | 24:14 | 1-3 | .333 | 0-0 | .000 | 0-2 | .000 | 4 | 7 | 11 | 10.0 | 1 | 1 | 0 | 2 | 1 | 2 | 6.0 |
| at A&M-Corpus Christi | 11/15/2023 | * | 11:00 | 1-5 | .200 | 0-0 | .000 | 0-2 | .000 | 2 | 4 | 6 | 8.7 | 5 | 1 | 2 | 1 | 0 | 2 | 4.7 |
| at UT Arlington | 11/18/2023 | | 21:03 | 4-9 | .444 | 0-0 | .000 | 1-2 | .500 | 4 | 3 | 7 | 8.3 | 2 | 1 | 3 | 0 | 1 | 9 | 5.8 |
| at Texas Tech | 11/20/2023 | | 14:45 | 1-4 | .250 | 0-0 | .000 | 1-1 | 1.000 | 2 | 2 | 4 | 7.4 | 5 | 0 | 4 | 2 | 0 | 3 | 5.2 |
| at Sam Houston | 11/25/2023 | | 19:26 | 2-4 | .500 | 0-0 | .000 | 1-2 | .500 | 3 | 2 | 5 | 7.0 | 2 | 0 | 1 | 1 | 1 | 5 | 5.2 |
| Texas St. | 11/30/2023 | | 17:29 | 2-5 | .400 | 0-0 | .000 | 3-4 | .750 | 1 | 5 | 6 | 6.9 | 1 | 0 | 0 | 4 | 0 | 7 | 5.4 |
| UTEP | 12/03/2023 | * | 15:32 | 1-1 | 1.000 | 0-0 | .000 | 3-4 | .750 | 1 | 1 | 2 | 6.3 | 2 | 0 | 0 | 0 | 0 | 5 | 5.4 |
| Houston | 12/14/2023 | * | 25:48 | 3-9 | .333 | 0-0 | .000 | 1-2 | .500 | 7 | 1 | 8 | 6.4 | 3 | 1 | 1 | 0 | 0 | 7 | 5.6 |
| at Oregon | 12/17/2023 | * | 13:49 | 2-5 | .400 | 0-0 | .000 | 0-0 | .000 | 1 | 2 | 3 | 6.1 | 4 | 0 | 0 | 0 | 0 | 4 | 5.4 |
| at Seattle U | 12/19/2023 | | 16:17 | 5-8 | .625 | 0-0 | .000 | 5-7 | .714 | 6 | 3 | 9 | 6.4 | 0 | 2 | 1 | 0 | 0 | 15 | 6.3 |
| at Temple | 12/30/2023 | | 19:50 | 5-9 | .556 | 0-0 | .000 | 0-1 | .000 | 4 | 1 | 5 | 6.3 | 2 | 1 | 5 | 0 | 0 | 10 | 6.6 |
| at East Carolina | 01/02/2024 | * | 17:54 | 3-6 | .500 | 0-0 | .000 | 0-0 | .000 | 1 | 2 | 3 | 6.0 | 4 | 1 | 3 | 1 | 1 | 6 | 6.5 |
| Wichita St. | 01/06/2024 | * | 24:36 | 3-7 | .429 | 0-0 | .000 | 0-1 | .000 | 5 | 0 | 5 | 5.9 | 3 | 2 | 1 | 0 | 0 | 6 | 6.5 |
| at Fla. Atlantic | 01/10/2024 | * | 24:07 | 2-7 | .286 | 0-0 | .000 | 0-3 | .000 | 6 | 1 | 7 | 6.0 | 2 | 4 | 0 | 2 | 0 | 4 | 6.3 |
| Charlotte | 01/14/2024 | * | 36:27 | 9-13 | .692 | 0-0 | .000 | 8-10 | .800 | 6 | 3 | 9 | 6.2 | 4 | 0 | 5 | 3 | 1 | 26 | 7.6 |
| South Fla. | 01/16/2024 | * | 24:53 | 3-7 | .429 | 0-0 | .000 | 1-2 | .500 | 3 | 3 | 6 | 6.2 | 4 | 1 | 1 | 1 | 0 | 7 | 7.5 |
| at UAB | 01/21/2024 | * | 26:38 | 5-7 | .714 | 0-0 | .000 | 1-2 | .500 | 5 | 0 | 5 | 6.1 | 2 | 0 | 0 | 0 | 1 | 11 | 7.7 |
| at SMU | 01/27/2024 | * | 28:13 | 4-11 | .364 | 0-0 | .000 | 3-4 | .750 | 3 | 6 | 9 | 6.3 | 4 | 1 | 3 | 0 | 1 | 11 | 7.9 |
| North Texas | 01/31/2024 | * | 28:50 | 5-9 | .556 | 0-0 | .000 | 4-5 | .800 | 6 | 6 | 12 | 6.6 | 4 | 0 | 3 | 0 | 2 | 14 | 8.2 |
| Tulane | 02/04/2024 | * | 26:04 | 4-8 | .500 | 0-0 | .000 | 0-0 | .000 | 2 | 1 | 3 | 6.4 | 2 | 0 | 3 | 0 | 2 | 8 | 8.2 |
| UAB | 02/11/2024 | * | 24:58 | 4-9 | .444 | 0-0 | .000 | 1-2 | .500 | 6 | 1 | 7 | 6.4 | 0 | 1 | 1 | 1 | 0 | 9 | 8.2 |
| at Tulsa | 02/14/2024 | * | 26:32 | 4-6 | .667 | 0-0 | .000 | 3-4 | .750 | 2 | 2 | 4 | 6.3 | 3 | 0 | 4 | 0 | 1 | 11 | 8.3 |
| at North Texas | 02/18/2024 | * | 14:49 | 1-1 | 1.000 | 0-0 | .000 | 0-1 | .000 | 1 | 0 | 1 | 6.1 | 3 | 0 | 0 | 0 | 0 | 2 | 8.1 |
| Temple | 02/22/2024 | * | 19:23 | 4-8 | .500 | 0-0 | .000 | 1-2 | .500 | 2 | 3 | 5 | 6.0 | 1 | 0 | 2 | 1 | 0 | 9 | 8.1 |
| Fla. Atlantic | 02/25/2024 | | 16:25 | 5-9 | .556 | 0-0 | .000 | 3-3 | 1.000 | 10 | 3 | 13 | 6.3 | 2 | 0 | 2 | 1 | 0 | 13 | 8.3 |
| at Memphis | 02/28/2024 | * | 15:52 | 1-5 | .200 | 0-0 | .000 | 0-0 | .000 | 3 | 2 | 5 | 6.3 | 5 | 1 | 0 | 0 | 0 | 2 | 8.1 |
| at Wichita St. | 03/02/2024 | * | 20:45 | 3-6 | .500 | 0-0 | .000 | 0-2 | .000 | 3 | 1 | 4 | 6.2 | 4 | 3 | 3 | 0 | 0 | 6 | 8.0 |
| Rice | 03/05/2024 | * | 28:09 | 3-10 | .300 | 0-0 | .000 | 4-8 | .500 | 6 | 5 | 11 | 6.3 | 3 | 2 | 1 | 2 | 0 | 10 | 8.1 |
| vs South Fla. | 03/11/2024 | * | 26:58 | 2-5 | .400 | 0-0 | .000 | 0-1 | .000 | 1 | 2 | 3 | 6.2 | 3 | 2 | 0 | 0 | 0 | 4 | 7.9 |
| Totals | | | 21 654:04 | 96-203 | .473 | 0-0 | .000 | 46-83 | .554 | 110 | 77 | 187 | 6.2 | 84 | 25 | 51 | 24 | 13 | 238 | 7.9 |

Player Averages

| Games Played | Minutes/game | Points/game | FG Pct | 3FG Pct | FT Pct | Rebounds/game | Assists/game | Turnovers/game | Assist/Turnover ratio | Steals/game | Blocks/game |
|--------------|--------------|-------------|--------|---------|--------|---------------|--------------|----------------|-----------------------|-------------|-------------|
| 30 | 21.8 | 7.9 | 47.3 | 0.0 | 55.4 | 6.2 | 0.8 | 1.7 | 0.5 | 0.4 | 0.8 |

PLAYER GAME-BY-GAME STATISTICS

30

NISSA SAM-GRANT

Senior • Center • 6-4 • Toronto, Ontario Canada • Wheeler HS • Arkansas-Pine Bluff • Panola College



Sam-Grant's NCAA Career and 2023-24 Game Highs (* at Arkansas-Pine Bluff)

| Career / Last | Category | 2023-24 / Last |
|--|---------------|--|
| 10 / November 21, 2019 at Illinois* | Points | 4, 3x / January 16, 2024 vs South Florida |
| 12 / January 27, 2020 at Texas Southern* | Rebounds | 6 / January 2, 2024 at East Carolina |
| 3 / February 23, 2021 at Prairie View A&M* | Assists | 1 / December 3, 2023 vs UTEP |
| 2 / December 17, 2020 vs New Mexico* | Steals | N/A |
| 8 / January 11, 2021 vs Alabama A&M* | Blocks | 3 / December 3, 2023 vs UTEP |
| 4 / November 21, 2019 at Illinois* | FG Made | 2, 3x / January 16, 2024 vs South Florida |
| 7 / November 29, 2019 at Iowa State* | FG Attempted | 4 / February 25, 2024 vs Florida Atlantic |
| 1, 2x / December 21, 202 at Arkansas* | 3PT Made | N/A |
| 2 / December 20, 2019 at Texas Tech* | 3PT Attempted | N/A |
| 4 / January 25, 2020 at Prairie View A&M* | FT Made | N/A |
| 5 / December 29, 2020 at Oklahoma* | FT Attempted | N/A |
| 28 / December 29, 2020 at Oklahoma* | Minutes | 16 / February 25, 2024 vs Florida Atlantic |

2023-24 STATISTICS

#30 SAM-GRANT, Nissa

| Opponent | Date | GS | MIN | Total | | 3-Pointers | | Free throws | | Rebounds | | | | PF | A | TO | BLK | STL | PTS | AVG |
|-----------------------|------------|----------|--------------|-------------|-------------|------------|-------------|-------------|-------------|----------|----------|-----------|------------|----------|----------|----------|----------|----------|-----------|------------|
| | | | | FG-FGA | PCT | 3FG-3FGA | PCT | FT-FTA | PCT | OFF | DEF | TOT | AVG | | | | | | | |
| at Arizona St. | 11/06/2023 | | 01:18 | 0-0 | .000 | 0-0 | .000 | 0-0 | .000 | 0 | 0 | 0 | 0.0 | 0 | 0 | 0 | 0 | 0 | 0 | 0.0 |
| at A&M-Corpus Christi | 11/15/2023 | | 03:09 | 1-1 | 1.000 | 0-0 | .000 | 0-0 | .000 | 0 | 1 | 1 | 0.5 | 2 | 0 | 0 | 1 | 0 | 2 | 1.0 |
| at Texas Tech | 11/20/2023 | | 04:37 | 0-0 | .000 | 0-0 | .000 | 0-0 | .000 | 0 | 0 | 0 | 0.3 | 0 | 0 | 0 | 0 | 0 | 0 | 0.7 |
| at Sam Houston | 11/25/2023 | | 01:47 | 0-0 | .000 | 0-0 | .000 | 0-0 | .000 | 0 | 0 | 0 | 0.3 | 0 | 0 | 1 | 0 | 0 | 0 | 0.5 |
| UTEP | 12/03/2023 | | 14:17 | 2-3 | .667 | 0-0 | .000 | 0-0 | .000 | 0 | 3 | 3 | 0.8 | 1 | 1 | 0 | 3 | 0 | 4 | 1.2 |
| at Oregon | 12/17/2023 | | 02:26 | 0-0 | .000 | 0-0 | .000 | 0-0 | .000 | 0 | 0 | 0 | 0.7 | 0 | 0 | 0 | 0 | 0 | 0 | 1.0 |
| at East Carolina | 01/02/2024 | | 10:13 | 2-2 | 1.000 | 0-0 | .000 | 0-0 | .000 | 2 | 4 | 6 | 1.4 | 0 | 0 | 2 | 1 | 0 | 4 | 1.4 |
| Wichita St. | 01/06/2024 | | 04:47 | 0-1 | .000 | 0-0 | .000 | 0-0 | .000 | 1 | 0 | 1 | 1.4 | 0 | 0 | 0 | 0 | 0 | 0 | 1.3 |
| Charlotte | 01/14/2024 | | 00:38 | 0-0 | .000 | 0-0 | .000 | 0-0 | .000 | 0 | 0 | 0 | 1.2 | 0 | 0 | 0 | 0 | 0 | 0 | 1.1 |
| South Fla. | 01/16/2024 | | 08:17 | 2-3 | .667 | 0-0 | .000 | 0-0 | .000 | 0 | 0 | 0 | 1.1 | 0 | 0 | 0 | 1 | 0 | 4 | 1.4 |
| at North Texas | 02/18/2024 | | 06:32 | 1-2 | .500 | 0-0 | .000 | 1-2 | .500 | 3 | 1 | 4 | 1.4 | 1 | 0 | 0 | 1 | 0 | 3 | 1.5 |
| Fla. Atlantic | 02/25/2024 | * | 16:12 | 1-4 | .250 | 0-0 | .000 | 0-0 | .000 | 3 | 0 | 3 | 1.5 | 1 | 0 | 1 | 0 | 0 | 2 | 1.6 |
| at Memphis | 02/28/2024 | | 01:46 | 0-1 | .000 | 0-0 | .000 | 0-0 | .000 | 0 | 0 | 0 | 1.4 | 0 | 0 | 0 | 0 | 0 | 0 | 1.5 |
| Rice | 03/05/2024 | | 00:57 | 0-0 | .000 | 0-0 | .000 | 0-0 | .000 | 0 | 0 | 0 | 1.3 | 1 | 0 | 0 | 0 | 0 | 0 | 1.4 |
| Totals | | 1 | 76:56 | 9-17 | .529 | 0-0 | .000 | 1-2 | .500 | 9 | 9 | 18 | 1.3 | 6 | 1 | 4 | 8 | 0 | 19 | 1.4 |

Player Averages

| Games Played | Minutes/game | Points/game | FG Pct | 3FG Pct | FT Pct | Rebounds/game | Assists/game | Turnovers/game | Assist/Turnover ratio | Steals/game | Blocks/game |
|--------------|--------------|-------------|--------|---------|--------|---------------|--------------|----------------|-----------------------|-------------|-------------|
| 14 | 5.5 | 1.4 | 52.9 | 0.0 | 50.0 | 1.3 | 0.1 | 0.3 | 0.3 | 0.0 | 0.6 |

PLAYER GAME-BY-GAME STATISTICS

32

JORDYN JENKINS



Jenkins' Career and 2023-24 Game Highs (* at USC)

| Career / Last | Category | 2023-24 / Last |
|--|---------------|---------------------------------------|
| 40 / February 20, 2023 at North Texas | Points | 29 / February 18, 2024 at North Texas |
| 16 / January 4, 2023 vs Middle Tennessee | Rebounds | 11 / February 28, 2024 at Memphis |
| 5 / January 16, 2022 vs Washington* | Assists | 2 / March 2, 2024 at Wichita State |
| 4 / November 26, 2022 vs St. John's | Steals | 3 / February 18, 2024 at North Texas |
| 4 / November 30, 2022 at Texas State | Blocks | 2 / February 18, 2024 at North Texas |
| 15 / January 11, 2023 vs UTEP | FG Made | 11 / February 18, 2024 at North Texas |
| 22 / January 11, 2023 vs UTEP | FG Attempted | 17 / February 18, 2024 at North Texas |
| 3, 4x / February 20, 2023 at North Texas | 3PT Made | 3 / February 18, 2024 at North Texas |
| 6 / March 8, 2023 vs Florida Atlantic | 3PT Attempted | 5 / February 18, 2024 at North Texas |
| 13 / February 20, 2023 at North Texas | FT Made | 5 / March 5, 2024 vs Rice |
| 16 / February 20, 2023 at North Texas | FT Attempted | 5 / February 22, 2024 vs Temple |
| 39 / February 20, 2023 at North Texas | Minutes | 25 / February 22, 2024 vs Temple |

#32 JENKINS, Jordyn

2023-24 STATISTICS

| Opponent | Date | GS | MIN | Total | | 3-Pointers | | Free throws | | Rebounds | | | | PF | A | TO | BLK | STL | PTS | AVG |
|----------------|------------|----------|---------------|---------------|-------------|-------------|-------------|--------------|-------------|-----------|-----------|-----------|------------|-----------|----------|-----------|----------|-----------|------------|-------------|
| | | | | FG-FGA | PCT | 3FG-3FGA | PCT | FT-FTA | PCT | OFF | DEF | TOT | AVG | | | | | | | |
| UAB | 02/11/2024 | | 11:46 | 3-12 | .250 | 1-3 | .333 | 4-4 | 1.000 | 3 | 3 | 6 | 6.0 | 1 | 1 | 0 | 1 | 0 | 11 | 11.0 |
| at Tulsa | 02/14/2024 | | 14:40 | 4-13 | .308 | 0-2 | .000 | 3-3 | 1.000 | 2 | 5 | 7 | 6.5 | 4 | 1 | 1 | 0 | 1 | 11 | 11.0 |
| at North Texas | 02/18/2024 | | 24:08 | 11-17 | .647 | 3-5 | .600 | 4-4 | 1.000 | 1 | 3 | 4 | 5.7 | 1 | 0 | 1 | 2 | 3 | 29 | 17.0 |
| Temple | 02/22/2024 | | 25:60 | 6-12 | .500 | 0-1 | .000 | 3-5 | .600 | 3 | 7 | 10 | 6.8 | 1 | 0 | 2 | 0 | 1 | 15 | 16.5 |
| Fla. Atlantic | 02/25/2024 | | 19:25 | 3-9 | .333 | 2-2 | 1.000 | 0-0 | .000 | 2 | 5 | 7 | 6.8 | 3 | 1 | 2 | 1 | 2 | 8 | 14.8 |
| at Memphis | 02/28/2024 | | 25:30 | 5-13 | .385 | 0-1 | .000 | 1-2 | .500 | 2 | 9 | 11 | 7.5 | 5 | 0 | 5 | 1 | 2 | 11 | 14.2 |
| at Wichita St. | 03/02/2024 | | 19:45 | 7-12 | .583 | 0-2 | .000 | 3-5 | .600 | 1 | 5 | 6 | 7.3 | 3 | 2 | 1 | 1 | 0 | 17 | 14.6 |
| Rice | 03/05/2024 | | 24:09 | 4-9 | .444 | 1-1 | 1.000 | 5-5 | 1.000 | 3 | 6 | 9 | 7.5 | 3 | 0 | 2 | 1 | 2 | 14 | 14.5 |
| vs South Fla. | 03/11/2024 | | 26:59 | 9-16 | .563 | 1-4 | .250 | 1-3 | .333 | 1 | 5 | 6 | 7.3 | 2 | 1 | 3 | 2 | 1 | 20 | 15.1 |
| Totals | | 0 | 192:21 | 52-113 | .460 | 8-21 | .381 | 24-31 | .774 | 18 | 48 | 66 | 7.3 | 23 | 6 | 17 | 9 | 12 | 136 | 15.1 |

Player Averages

| Games Played | Minutes/game | Points/game | FG Pct | 3FG Pct | FT Pct | Rebounds/game | Assists/game | Turnovers/game | Assist/Turnover ratio | Steals/game | Blocks/game |
|--------------|--------------|-------------|--------|---------|--------|---------------|--------------|----------------|-----------------------|-------------|-------------|
| 9 | 21.4 | 15.1 | 46.0 | 38.1 | 77.4 | 7.3 | 0.7 | 1.9 | 0.4 | 1.3 | 1.0 |

2023-24 ROADRUNNER WOMEN'S BASKETBALL STATS



PLAYER SEASON / CAREER STATISTICS



Summary

| Player | Season Statistics | | | | | | | | | | Career Statistics | | | | | | | | | |
|-------------------|-------------------|-------|------|------|------|-----|-----|-----|-----|-------|-------------------|-------|------|------|------|-----|-----|-----|-----|-------|
| | GP-GS | MIN/G | FG% | 3FG% | FT% | R/G | A/G | STL | BLK | PTS/G | GP-GS | MIN/G | FG% | 3FG% | FT% | R/G | A/G | STL | BLK | PTS/G |
| ATWOOD, Hailey | 28-9 | 11.8 | .342 | .250 | .778 | 1.4 | 0.6 | 7 | 4 | 1.3 | 86-41 | 18.6 | .329 | .177 | .623 | 3.0 | 0.8 | 34 | 14 | 3.0 |
| COCKRELL, Madison | 24-0 | 8.0 | .267 | .304 | .727 | 1.4 | 0.4 | 15 | 1 | 1.6 | 41-2 | 9.4 | .320 | .311 | .667 | 1.4 | 0.6 | 25 | 1 | 2.3 |
| COLEMAN, Elyssa | 29-27 | 26.5 | .446 | .357 | .615 | 7.7 | 0.7 | 20 | 44 | 10.9 | 91-75 | 24.8 | .430 | .240 | .650 | 6.4 | 0.6 | 49 | 139 | 9.4 |
| GUTTADAURO, Siena | 22-0 | 10.2 | .344 | .370 | .500 | 1.1 | 0.7 | 1 | 1 | 3.0 | 50-3 | 11.2 | .302 | .317 | .571 | 1.1 | 0.7 | 10 | 2 | 2.7 |
| JENKINS, Jordyn | 9-0 | 21.4 | .460 | .381 | .774 | 7.3 | 0.7 | 12 | 9 | 15.1 | 82-66 | 25.3 | .497 | .328 | .784 | 6.6 | 1.2 | 89 | 76 | 15.5 |
| LINTON, Maya | 25-10 | 15.4 | .368 | .273 | .541 | 3.7 | 0.3 | 28 | 2 | 2.9 | 56-11 | 15.3 | .386 | .250 | .586 | 3.6 | 0.4 | 41 | 10 | 2.5 |
| LOVE, Sidney | 30-29 | 30.3 | .351 | .191 | .825 | 3.6 | 3.2 | 40 | 4 | 9.5 | 59-53 | 29.6 | .386 | .266 | .818 | 3.6 | 2.8 | 77 | 8 | 9.8 |
| LUCIO, Emma | 12-0 | 7.9 | .192 | .125 | .375 | 0.9 | 0.6 | 1 | 0 | 1.3 | 12-0 | 7.9 | .192 | .125 | .375 | 0.9 | 0.6 | 1 | 0 | 1.3 |
| MCGUIRE, Kyleigh | 13-1 | 6.5 | .550 | .000 | .800 | 1.4 | 0.4 | 1 | 0 | 2.0 | 55-8 | 8.9 | .416 | .000 | .583 | 1.9 | 0.2 | 7 | 3 | 1.7 |
| PARKER, Alexis | 20-3 | 8.9 | .243 | .000 | .476 | 1.2 | 0.5 | 5 | 4 | 1.4 | 44-4 | 11.0 | .322 | .189 | .429 | 1.2 | 0.6 | 16 | 5 | 1.8 |
| PROCTOR, Aysia | 29-19 | 26.1 | .446 | .388 | .591 | 4.9 | 1.4 | 15 | 7 | 10.0 | 29-19 | 26.1 | .446 | .388 | .591 | 4.9 | 1.4 | 15 | 7 | 10.0 |
| ROWE, Cheyenne | 27-0 | 8.8 | .447 | .333 | .667 | 2.4 | 0.2 | 3 | 2 | 2.1 | 43-0 | 8.9 | .522 | .333 | .629 | 2.4 | 0.2 | 5 | 6 | 2.2 |
| SAM-GRANT, Nissa | 14-1 | 5.5 | .529 | .000 | .500 | 1.3 | 0.1 | 0 | 8 | 1.4 | 14-1 | 5.5 | .529 | .000 | .500 | 1.3 | 0.1 | 0 | 8 | 1.4 |
| UDO, Idara | 30-21 | 21.8 | .473 | .000 | .554 | 6.2 | 0.8 | 13 | 24 | 7.9 | 30-21 | 21.8 | .473 | .000 | .554 | 6.2 | 0.8 | 13 | 24 | 7.9 |
| WHITE, Kyra | 30-30 | 34.7 | .329 | .269 | .678 | 5.1 | 4.7 | 32 | 31 | 10.2 | 139-84 | 24.9 | .347 | .269 | .677 | 3.2 | 3.0 | 115 | 83 | 5.0 |

Scoring

| Player | Season Statistics | | | | | | | | Career Statistics | | | | | | | |
|-------------------|-------------------|------|----------|------|--------|------|-----|-------|-------------------|------|----------|------|---------|------|------|-------|
| | FG-FGA | FG% | 3FG-3FGA | 3FG% | FT-FTA | FT% | PTS | PTS/G | FG-FGA | FG% | 3FG-3FGA | 3FG% | FT-FTA | FT% | PTS | PTS/G |
| ATWOOD, Hailey | 13-38 | .342 | 4-16 | .250 | 7-9 | .778 | 37 | 1.3 | 103-313 | .329 | 17-96 | .177 | 33-53 | .623 | 256 | 3.0 |
| COCKRELL, Madison | 12-45 | .267 | 7-23 | .304 | 8-11 | .727 | 39 | 1.6 | 31-97 | .320 | 14-45 | .311 | 18-27 | .667 | 94 | 2.3 |
| COLEMAN, Elyssa | 136-305 | .446 | 5-14 | .357 | 40-65 | .615 | 317 | 10.9 | 356-827 | .430 | 12-50 | .240 | 130-200 | .650 | 854 | 9.4 |
| GUTTADAURO, Siena | 22-64 | .344 | 20-54 | .370 | 2-4 | .500 | 66 | 3.0 | 45-149 | .302 | 39-123 | .317 | 8-14 | .571 | 137 | 2.7 |
| JENKINS, Jordyn | 52-113 | .460 | 8-21 | .381 | 24-31 | .774 | 136 | 15.1 | 454-914 | .497 | 39-119 | .328 | 326-416 | .784 | 1273 | 15.5 |
| LINTON, Maya | 25-68 | .368 | 3-11 | .273 | 20-37 | .541 | 73 | 2.9 | 51-132 | .386 | 3-12 | .250 | 34-58 | .586 | 139 | 2.5 |
| LOVE, Sidney | 101-288 | .351 | 17-89 | .191 | 66-80 | .825 | 285 | 9.5 | 209-542 | .386 | 46-173 | .266 | 112-137 | .818 | 576 | 9.8 |
| LUCIO, Emma | 5-26 | .192 | 2-16 | .125 | 3-8 | .375 | 15 | 1.3 | 5-26 | .192 | 2-16 | .125 | 3-8 | .375 | 15 | 1.3 |
| MCGUIRE, Kyleigh | 11-20 | .550 | 0-0 | .000 | 4-5 | .800 | 26 | 2.0 | 32-77 | .416 | 0-0 | .000 | 28-48 | .583 | 92 | 1.7 |
| PARKER, Alexis | 9-37 | .243 | 0-11 | .000 | 10-21 | .476 | 28 | 1.4 | 28-87 | .322 | 7-37 | .189 | 15-35 | .429 | 78 | 1.8 |
| PROCTOR, Aysia | 120-269 | .446 | 38-98 | .388 | 13-22 | .591 | 291 | 10.0 | 120-269 | .446 | 38-98 | .388 | 13-22 | .591 | 291 | 10.0 |
| ROWE, Cheyenne | 21-47 | .447 | 1-3 | .333 | 14-21 | .667 | 57 | 2.1 | 36-69 | .522 | 1-3 | .333 | 22-35 | .629 | 95 | 2.2 |
| SAM-GRANT, Nissa | 9-17 | .529 | 0-0 | .000 | 1-2 | .500 | 19 | 1.4 | 9-17 | .529 | 0-0 | .000 | 1-2 | .500 | 19 | 1.4 |
| UDO, Idara | 96-203 | .473 | 0-0 | .000 | 46-83 | .554 | 238 | 7.9 | 96-203 | .473 | 0-0 | .000 | 46-83 | .554 | 238 | 7.9 |
| WHITE, Kyra | 114-346 | .329 | 39-145 | .269 | 40-59 | .678 | 307 | 10.2 | 266-767 | .347 | 76-283 | .269 | 86-127 | .677 | 694 | 5.0 |

Totals

| Player | Season Statistics | | | | | | | | | Career Statistics | | | | | | | | |
|-------------------|-------------------|-------|-------|----|----|-----|----|------|-------|-------------------|-------|-----|----|-----|-----|------|--|--|
| | O-REB | D-REB | TOTAL | PF | FO | A | TO | A/TO | O-REB | D-REB | TOTAL | PF | FO | A | TO | A/TO | | |
| ATWOOD, Hailey | 10 | 29 | 39 | 39 | 0 | 18 | 28 | 0.6 | 93 | 161 | 254 | 146 | 0 | 73 | 119 | 0.6 | | |
| COCKRELL, Madison | 7 | 26 | 33 | 26 | 0 | 9 | 15 | 0.6 | 14 | 44 | 58 | 50 | 1 | 24 | 35 | 0.7 | | |
| COLEMAN, Elyssa | 75 | 148 | 223 | 91 | 6 | 21 | 59 | 0.4 | 224 | 357 | 581 | 272 | 14 | 52 | 172 | 0.3 | | |
| GUTTADAURO, Siena | 8 | 17 | 25 | 10 | 0 | 15 | 17 | 0.9 | 17 | 40 | 57 | 21 | 0 | 35 | 36 | 1.0 | | |
| JENKINS, Jordyn | 18 | 48 | 66 | 23 | 1 | 6 | 17 | 0.4 | 169 | 373 | 542 | 210 | 10 | 96 | 192 | 0.5 | | |
| LINTON, Maya | 40 | 53 | 93 | 64 | 3 | 8 | 21 | 0.4 | 90 | 113 | 203 | 149 | 4 | 21 | 58 | 0.4 | | |
| LOVE, Sidney | 18 | 90 | 108 | 79 | 1 | 96 | 91 | 1.1 | 49 | 165 | 214 | 156 | 1 | 163 | 172 | 0.9 | | |
| LUCIO, Emma | 2 | 9 | 11 | 8 | 0 | 7 | 14 | 0.5 | 2 | 9 | 11 | 8 | 0 | 7 | 14 | 0.5 | | |
| MCGUIRE, Kyleigh | 6 | 12 | 18 | 16 | 0 | 5 | 8 | 0.6 | 44 | 59 | 103 | 90 | 3 | 12 | 31 | 0.4 | | |
| PARKER, Alexis | 9 | 14 | 23 | 11 | 0 | 9 | 14 | 0.6 | 17 | 34 | 51 | 40 | 0 | 27 | 30 | 0.9 | | |
| PROCTOR, Aysia | 36 | 107 | 143 | 55 | 1 | 40 | 64 | 0.6 | 36 | 107 | 143 | 55 | 1 | 40 | 64 | 0.6 | | |
| ROWE, Cheyenne | 35 | 31 | 66 | 21 | 0 | 6 | 7 | 0.9 | 58 | 47 | 105 | 45 | 1 | 8 | 15 | 0.5 | | |
| SAM-GRANT, Nissa | 9 | 9 | 18 | 6 | 0 | 1 | 4 | 0.3 | 9 | 9 | 18 | 6 | 0 | 1 | 4 | 0.3 | | |
| UDO, Idara | 110 | 77 | 187 | 84 | 3 | 25 | 51 | 0.5 | 110 | 77 | 187 | 84 | 3 | 25 | 51 | 0.5 | | |
| WHITE, Kyra | 24 | 129 | 153 | 57 | 0 | 141 | 92 | 1.5 | 64 | 380 | 444 | 230 | 3 | 411 | 306 | 1.3 | | |

2023-24 ROADRUNNER WOMEN'S BASKETBALL STATS



TEAM AND OPPONENTS STATISTICS



| | UTSA | OPP |
|------------------------|-----------------|-----------------|
| Scoring | 1934 | 1897 |
| Points per game | 64.5 | 63.2 |
| Scoring margin | +1.2 | - |
| Field goals-att | 746-1886 | 647-1803 |
| Field goal pct | .396 | .359 |
| 3 point fg-att | 144-501 | 187-639 |
| 3-point FG pct | .287 | .293 |
| 3-pt FG made per game | 4.8 | 6.2 |
| Free throws-att | 298-458 | 416-612 |
| Free throw pct | .651 | .680 |
| F-Throws made per game | 9.9 | 13.9 |
| Rebounds | 1352 | 1085 |
| Rebounds per game | 45.1 | 36.2 |
| Rebounding margin | +8.9 | - |
| Assists | 407 | 359 |
| Assists per game | 13.6 | 12.0 |
| Turnovers | 526 | 413 |
| Turnovers per game | 17.5 | 13.8 |
| Turnover margin | -3.8 | - |
| Assist/turnover ratio | 0.8 | 0.9 |
| Steals | 193 | 233 |
| Steals per game | 6.4 | 7.8 |
| Blocks | 141 | 105 |
| Blocks per game | 4.7 | 3.5 |
| Winning streak | 3 | - |
| Home win streak | 2 | - |
| Attendance | 11729 | 22234 |
| Home games-Avg/Game | 13-902 | 16-1390 |
| Neutral site-Avg/Game | - | 1-0 |

Score by Periods

| Team | 1st | 2nd | 3rd | 4th | OT | TOT |
|-----------|-----|-----|-----|-----|----|------|
| UTSA | 445 | 445 | 494 | 494 | 56 | 1934 |
| Opponents | 434 | 472 | 466 | 477 | 48 | 1897 |

2023-24 ROADRUNNER WOMEN'S BASKETBALL STATS



INDIVIDUAL GAME HIGHS



| | | | |
|---|-------|---------|--|
| POINTS | 32 | | Elyssa Coleman vs Wichita St. (01/06/2024) |
| | 29 | | Jordyn Jenkins at North Texas (02/18/2024) |
| | 26 | | Idara Udo vs Charlotte (01/14/2024) |
| | 26 | | Sidney Love at UT Arlington (11/18/2023) |
| | 23 | | Kyra White vs Fla. Atlantic (02/25/2024) |
| | 23 | | Kyra White vs South Fla. (01/16/2024) |
| | 23 | | Elyssa Coleman vs UTEP (12/03/2023) |
| FIELD GOALS MADE | 14 | | Elyssa Coleman vs Wichita St. (01/06/2024) |
| | 11 | | Jordyn Jenkins at North Texas (02/18/2024) |
| | 11 | | Elyssa Coleman vs UTEP (12/03/2023) |
| FIELD GOAL ATTEMPTS | 21 | | Aysia Proctor at Oregon (12/17/2023) |
| | 20 | | Elyssa Coleman vs Wichita St. (01/06/2024) |
| FIELD GOAL PERCENTAGE (min 5 made) | .889 | (8-9) | Aysia Proctor vs New Mexico St. (11/10/2023) |
| | .846 | (11-13) | Elyssa Coleman vs UTEP (12/03/2023) |
| 3 PT FG MADE | 5 | | Kyra White vs Fla. Atlantic (02/25/2024) |
| | 5 | | Kyra White vs South Fla. (01/16/2024) |
| | 5 | | Aysia Proctor vs Charlotte (01/14/2024) |
| 3 PT FG ATTEMPTS | 11 | | Kyra White vs South Fla. (01/16/2024) |
| | 9 | | Aysia Proctor at North Texas (02/18/2024) |
| | 9 | | Kyra White at Temple (12/30/2023) |
| 3 PT FG PERCENTAGE (min 2 made) | 1.000 | (2-2) | Jordyn Jenkins vs Fla. Atlantic (02/25/2024) |
| | 1.000 | (2-2) | Siena Guttadauro vs Tulane (02/04/2024) |
| FREE THROWS MADE | 13 | | Sidney Love at UT Arlington (11/18/2023) |
| | 8 | | Idara Udo vs Charlotte (01/14/2024) |
| FREE THROW ATTEMPTS | 15 | | Sidney Love at UT Arlington (11/18/2023) |
| | 10 | | Idara Udo vs Charlotte (01/14/2024) |
| FREE THROW PERCENTAGE (min 3 made) | 1.000 | (5-5) | Jordyn Jenkins vs Rice (03/05/2024) |
| | 1.000 | (5-5) | Sidney Love at Oregon (12/17/2023) |
| | 1.000 | (4-4) | Cheyenne Rowe at Memphis (02/28/2024) |
| | 1.000 | (4-4) | Jordyn Jenkins at North Texas (02/18/2024) |
| | 1.000 | (4-4) | Jordyn Jenkins vs UAB (02/11/2024) |
| | 1.000 | (4-4) | Kyra White at Temple (12/30/2023) |
| | 1.000 | (4-4) | Elyssa Coleman at Seattle U (12/19/2023) |
| | 1.000 | (4-4) | Sidney Love at A&M-Corpus Christi (11/15/2023) |
| | 1.000 | (3-3) | Idara Udo vs Fla. Atlantic (02/25/2024) |
| | 1.000 | (3-3) | Jordyn Jenkins at Tulsa (02/14/2024) |
| | 1.000 | (3-3) | Kyra White at Sam Houston (11/25/2023) |
| | 1.000 | (3-3) | Sidney Love at Texas Tech (11/20/2023) |
| | 1.000 | (3-3) | Maya Linton vs New Mexico St. (11/10/2023) |
| REBOUNDS | 19 | | Elyssa Coleman vs Wichita St. (01/06/2024) |
| | 13 | | Idara Udo vs Fla. Atlantic (02/25/2024) |
| | 13 | | Aysia Proctor vs Charlotte (01/14/2024) |
| | 13 | | Elyssa Coleman at Oregon (12/17/2023) |
| ASSISTS | 9 | | Kyra White vs Charlotte (01/14/2024) |
| | 8 | | Kyra White vs Wichita St. (01/06/2024) |
| STEALS | 6 | | Maya Linton at Tulsa (02/14/2024) |
| | 4 | | Elyssa Coleman vs Tulane (02/04/2024) |
| | 4 | | Kyra White at Fla. Atlantic (01/10/2024) |
| BLOCKED SHOTS | 4 | | Elyssa Coleman vs Temple (02/22/2024) |
| | 4 | | Elyssa Coleman vs North Texas (01/31/2024) |
| | 4 | | Kyra White vs Texas St. (11/30/2023) |
| | 4 | | Idara Udo vs Texas St. (11/30/2023) |
| | 4 | | Elyssa Coleman vs New Mexico St. (11/10/2023) |

2023-24 ROADRUNNER WOMEN'S BASKETBALL STATS



OPPONENTS INDIVIDUAL GAME HIGHS



| | | | |
|---|-------|-------|--|
| POINTS | 30 | | Malia Fisher vs Rice (03/05/2024) |
| | 27 | | Tracey Hueston vs Charlotte (01/14/2024) |
| | 23 | | Vittoria Blasigh vs South Fla. (N) (03/11/2024) |
| | 22 | | Denim DeShields at UAB (01/21/2024) |
| | 22 | | Karina Gordon at East Carolina (01/02/2024) |
| FIELD GOALS MADE | 11 | | Malia Fisher vs Rice (03/05/2024) |
| | 10 | | Denim DeShields at UAB (01/21/2024) |
| | 10 | | Tracey Hueston vs Charlotte (01/14/2024) |
| FIELD GOAL ATTEMPTS | 24 | | Malia Fisher vs Rice (03/05/2024) |
| | 23 | | Denim DeShields at UAB (01/21/2024) |
| FIELD GOAL PERCENTAGE (min 5 made) | .750 | (6-8) | Amira Mabry vs Tulane (02/04/2024) |
| | .714 | (5-7) | Devyn Scott vs Fla. Atlantic (02/25/2024) |
| | .714 | (5-7) | Mady Cartwright at Tulsa (02/14/2024) |
| | .714 | (5-7) | Tatyana Wyche at East Carolina (01/02/2024) |
| | .714 | (5-7) | Mireia Aguado at A&M-Corpus Christi (11/15/2023) |
| 3 PT FG MADE | 7 | | Mya Perry at Fla. Atlantic (01/10/2024) |
| | 6 | | Karina Gordon at East Carolina (01/02/2024) |
| 3 PT FG ATTEMPTS | 12 | | Mya Perry at Fla. Atlantic (01/10/2024) |
| | 11 | | Vittoria Blasigh vs South Fla. (01/16/2024) |
| 3 PT FG PERCENTAGE (min 2 made) | 1.000 | (4-4) | Tracey Hueston vs Charlotte (01/14/2024) |
| | .800 | (4-5) | Tylie Jones vs New Mexico St. (11/10/2023) |
| FREE THROWS MADE | 10 | | Jaddan Simmons at Arizona St. (11/06/2023) |
| | 8 | | Malia Fisher vs Rice (03/05/2024) |
| | 8 | | Tiarra East vs Temple (02/22/2024) |
| | 8 | | Imani Smith vs Charlotte (01/14/2024) |
| | 8 | | Erin Wilson vs UTEP (12/03/2023) |
| FREE THROW ATTEMPTS | 12 | | Jaddan Simmons at Arizona St. (11/06/2023) |
| | 11 | | Alecia Westbrook at A&M-Corpus Christi (11/15/2023) |
| FREE THROW PERCENTAGE (min 3 made) | 1.000 | (8-8) | Erin Wilson vs UTEP (12/03/2023) |
| | 1.000 | (6-6) | Vittoria Blasigh vs South Fla. (N) (03/11/2024) |
| | 1.000 | (6-6) | Chance Gray at Oregon (12/17/2023) |
| | 1.000 | (5-5) | Dyani Robinson vs North Texas (01/31/2024) |
| | 1.000 | (5-5) | Laila Blair vs Houston (12/14/2023) |
| | 1.000 | (4-4) | Devyn Scott vs Fla. Atlantic (02/25/2024) |
| | 1.000 | (4-4) | Temira Poindexter at Tulsa (02/14/2024) |
| | 1.000 | (4-4) | Jessika Evans at Tulsa (02/14/2024) |
| | 1.000 | (4-4) | Kyren Whittington vs Tulane (02/04/2024) |
| | 1.000 | (4-4) | Karina Gordon at East Carolina (01/02/2024) |
| | 1.000 | (4-4) | Rayne Tucker at Temple (12/30/2023) |
| | 1.000 | (3-3) | Aniya Hubbard vs Fla. Atlantic (02/25/2024) |
| | 1.000 | (3-3) | Kylee Schneringer vs UAB (02/11/2024) |
| | 1.000 | (3-3) | Aniya Bell vs Wichita St. (01/06/2024) |
| REBOUNDS | 17 | | Alasia Smith at Memphis (02/28/2024) |
| | 13 | | Evelien Lutje Schipholt vs South Fla. (N) (03/11/2024) |
| | 13 | | Tatyana Wyche at East Carolina (01/02/2024) |
| ASSISTS | 9 | | Peyton Howard at Seattle U (12/19/2023) |
| | 7 | | Reagan Bradley at SMU (01/27/2024) |
| | 7 | | Karina Gordon at East Carolina (01/02/2024) |
| STEALS | 6 | | Danae McNeal at East Carolina (01/02/2024) |
| | 5 | | DesiRay Kernal at North Texas (02/18/2024) |
| BLOCKED SHOTS | 5 | | Amirah Abdur-Rahim at SMU (01/27/2024) |
| | 4 | | Hannah Pratt vs Tulane (02/04/2024) |
| | 4 | | Grace VanSlooten at Oregon (12/17/2023) |
| | 4 | | Nabaweeyah McGill at A&M-Corpus Christi (11/15/2023) |

2023-24 ROADRUNNER WOMEN'S BASKETBALL STATS

UTSA OPPONENTS INDIVIDUAL GAME HIGHS CONT.

Opponent - Individual Game Highs

| | | |
|------------------|---|---|
| TURNOVERS | 7 | Temira Poindexter at Tulsa (02/14/2024) |
| | 6 | Daniela Abies at Wichita St. (03/02/2024) |
| | 6 | Karina Gordon at East Carolina (01/02/2024) |
| | 6 | Mireia Aguado at A&M-Corpus Christi (11/15/2023) |
| FOULS | 5 | Jayla Murray at Wichita St. (03/02/2024) |
| | 5 | Aniya Hubbard vs Fla. Atlantic (02/25/2024) |
| | 5 | Ines Piper vs Temple (02/22/2024) |
| | 5 | Tracey Hueston vs Charlotte (01/14/2024) |
| | 5 | Tiffany Tullis vs Texas St. (11/30/2023) |
| | 5 | Diana Rosenthal at Sam Houston (11/25/2023) |
| | 5 | Gia Adams at UT Arlington (11/18/2023) |
| | 5 | Nabweeyah McGill at A&M-Corpus Christi (11/15/2023) |

2023-24 ROADRUNNER WOMEN'S BASKETBALL STATS



STATISTICAL LEADERS



Points

| ## | Player | G | Pts | Pts/G |
|----|-------------------|----|-----|-------|
| 0 | Coleman, Elyssa | 29 | 317 | 10.9 |
| 22 | White, Kyra | 30 | 307 | 10.2 |
| 12 | Proctor, Aysia | 29 | 291 | 10.0 |
| 11 | Love, Sidney | 30 | 285 | 9.5 |
| 25 | Udo, Idara | 30 | 238 | 7.9 |
| 32 | Jenkins, Jordyn | 9 | 136 | 15.1 |
| 20 | Linton, Maya | 25 | 73 | 2.9 |
| 4 | Guttadauro, Siena | 22 | 66 | 3.0 |
| 21 | Rowe, Cheyenne | 27 | 57 | 2.1 |
| 5 | Cockrell, Madison | 24 | 39 | 1.6 |
| 1 | Atwood, Hailey | 28 | 37 | 1.3 |
| 2 | Parker, Alexis | 20 | 28 | 1.4 |
| 23 | McGuire, Kyleigh | 13 | 26 | 2.0 |
| 30 | Sam-Grant, Nissa | 14 | 19 | 1.4 |
| 3 | Lucio, Emma | 12 | 15 | 1.3 |

Scoring Average

| ## | Player | G | Pts | Pts/G |
|----|-------------------|----|-----|-------|
| 32 | Jenkins, Jordyn | 9 | 136 | 15.1 |
| 0 | Coleman, Elyssa | 29 | 317 | 10.9 |
| 22 | White, Kyra | 30 | 307 | 10.2 |
| 12 | Proctor, Aysia | 29 | 291 | 10.0 |
| 11 | Love, Sidney | 30 | 285 | 9.5 |
| 25 | Udo, Idara | 30 | 238 | 7.9 |
| 4 | Guttadauro, Siena | 22 | 66 | 3.0 |
| 20 | Linton, Maya | 25 | 73 | 2.9 |
| 21 | Rowe, Cheyenne | 27 | 57 | 2.1 |
| 23 | McGuire, Kyleigh | 13 | 26 | 2.0 |
| 5 | Cockrell, Madison | 24 | 39 | 1.6 |
| 2 | Parker, Alexis | 20 | 28 | 1.4 |
| 30 | Sam-Grant, Nissa | 14 | 19 | 1.4 |
| 1 | Atwood, Hailey | 28 | 37 | 1.3 |
| 3 | Lucio, Emma | 12 | 15 | 1.3 |

Field Goal Percentage

| ## | Player | FG | Att | Pct |
|----|-------------------|-----|-----|------|
| 23 | McGuire, Kyleigh | 11 | 20 | .550 |
| 30 | Sam-Grant, Nissa | 9 | 17 | .529 |
| 25 | Udo, Idara | 96 | 203 | .473 |
| 32 | Jenkins, Jordyn | 52 | 113 | .460 |
| 21 | Rowe, Cheyenne | 21 | 47 | .447 |
| 12 | Proctor, Aysia | 120 | 269 | .446 |
| 0 | Coleman, Elyssa | 136 | 305 | .446 |
| 20 | Linton, Maya | 25 | 68 | .368 |
| 11 | Love, Sidney | 101 | 288 | .351 |
| 4 | Guttadauro, Siena | 22 | 64 | .344 |
| 1 | Atwood, Hailey | 13 | 38 | .342 |
| 22 | White, Kyra | 114 | 346 | .329 |
| 5 | Cockrell, Madison | 12 | 45 | .267 |
| 2 | Parker, Alexis | 9 | 37 | .243 |
| 3 | Lucio, Emma | 5 | 26 | .192 |

Field Goal Attempts

| ## | Player | G | Att | Att/G |
|----|-----------------|----|-----|-------|
| 22 | White, Kyra | 30 | 346 | 11.5 |
| 0 | Coleman, Elyssa | 29 | 305 | 10.5 |
| 11 | Love, Sidney | 30 | 288 | 9.6 |
| 12 | Proctor, Aysia | 29 | 269 | 9.3 |
| 25 | Udo, Idara | 30 | 203 | 6.8 |

Field Goals Made

| ## | Player | G | Made | Made/G |
|----|-----------------|----|------|--------|
| 0 | Coleman, Elyssa | 29 | 136 | 4.7 |
| 12 | Proctor, Aysia | 29 | 120 | 4.1 |
| 22 | White, Kyra | 30 | 114 | 3.8 |
| 11 | Love, Sidney | 30 | 101 | 3.4 |
| 25 | Udo, Idara | 30 | 96 | 3.2 |

2023-24 ROADRUNNER WOMEN'S BASKETBALL STATS



STATISTICAL LEADERS CONT.



3-Point FG Percentage

| ## | Player | 3FG | Att | Pct |
|----|-------------------|-----|-----|------|
| 12 | Proctor, Aysia | 38 | 98 | .388 |
| 32 | Jenkins, Jordyn | 8 | 21 | .381 |
| 4 | Guttadauro, Siena | 20 | 54 | .370 |
| 0 | Coleman, Elyssa | 5 | 14 | .357 |
| 21 | Rowe, Cheyenne | 1 | 3 | .333 |
| 5 | Cockrell, Madison | 7 | 23 | .304 |
| 20 | Linton, Maya | 3 | 11 | .273 |
| 22 | White, Kyra | 39 | 145 | .269 |
| 1 | Atwood, Hailey | 4 | 16 | .250 |
| 11 | Love, Sidney | 17 | 89 | .191 |
| 3 | Lucio, Emma | 2 | 16 | .125 |

3-Point FG Attempts

| ## | Player | G | Att | Att/G |
|----|-------------------|----|-----|-------|
| 22 | White, Kyra | 30 | 145 | 4.8 |
| 12 | Proctor, Aysia | 29 | 98 | 3.4 |
| 11 | Love, Sidney | 30 | 89 | 3.0 |
| 4 | Guttadauro, Siena | 22 | 54 | 2.5 |
| 5 | Cockrell, Madison | 24 | 23 | 1.0 |

3-Point FG Made

| ## | Player | G | Made | Made/G |
|----|-------------------|----|------|--------|
| 22 | White, Kyra | 30 | 39 | 1.3 |
| 12 | Proctor, Aysia | 29 | 38 | 1.3 |
| 4 | Guttadauro, Siena | 22 | 20 | 0.9 |
| 11 | Love, Sidney | 30 | 17 | 0.6 |
| 32 | Jenkins, Jordyn | 9 | 8 | 0.9 |

Free Throw Percentage

| ## | Player | Made | Att | Pct |
|----|-------------------|------|-----|------|
| 11 | Love, Sidney | 66 | 80 | .825 |
| 23 | McGuire, Kyleigh | 4 | 5 | .800 |
| 1 | Atwood, Hailey | 7 | 9 | .778 |
| 32 | Jenkins, Jordyn | 24 | 31 | .774 |
| 5 | Cockrell, Madison | 8 | 11 | .727 |
| 22 | White, Kyra | 40 | 59 | .678 |
| 21 | Rowe, Cheyenne | 14 | 21 | .667 |
| 0 | Coleman, Elyssa | 40 | 65 | .615 |
| 12 | Proctor, Aysia | 13 | 22 | .591 |
| 25 | Udo, Idara | 46 | 83 | .554 |
| 20 | Linton, Maya | 20 | 37 | .541 |
| 4 | Guttadauro, Siena | 2 | 4 | .500 |
| 30 | Sam-Grant, Nissa | 1 | 2 | .500 |
| 2 | Parker, Alexis | 10 | 21 | .476 |
| 3 | Lucio, Emma | 3 | 8 | .375 |

Free Throw Attempts

| ## | Player | G | Att | Att/G |
|----|-----------------|----|-----|-------|
| 25 | Udo, Idara | 30 | 83 | 2.8 |
| 11 | Love, Sidney | 30 | 80 | 2.7 |
| 0 | Coleman, Elyssa | 29 | 65 | 2.2 |
| 22 | White, Kyra | 30 | 59 | 2.0 |
| 20 | Linton, Maya | 25 | 37 | 1.5 |

Free Throws Made

| ## | Player | G | Made | Made/G |
|----|-----------------|----|------|--------|
| 11 | Love, Sidney | 30 | 66 | 2.2 |
| 25 | Udo, Idara | 30 | 46 | 1.5 |
| 0 | Coleman, Elyssa | 29 | 40 | 1.4 |
| 22 | White, Kyra | 30 | 40 | 1.3 |
| 32 | Jenkins, Jordyn | 9 | 24 | 2.7 |

Rebounds

| ## | Player | G | Reb | Reb/G |
|----|-----------------|----|-----|-------|
| 0 | Coleman, Elyssa | 29 | 223 | 7.7 |
| 25 | Udo, Idara | 30 | 187 | 6.2 |
| 22 | White, Kyra | 30 | 153 | 5.1 |
| 12 | Proctor, Aysia | 29 | 143 | 4.9 |
| 11 | Love, Sidney | 30 | 108 | 3.6 |

Assists

| ## | Player | G | Ast | Ast/G |
|----|-----------------|----|-----|-------|
| 22 | White, Kyra | 30 | 141 | 4.7 |
| 11 | Love, Sidney | 30 | 96 | 3.2 |
| 12 | Proctor, Aysia | 29 | 40 | 1.4 |
| 25 | Udo, Idara | 30 | 25 | 0.8 |
| 0 | Coleman, Elyssa | 29 | 21 | 0.7 |

2023-24 ROADRUNNER WOMEN'S BASKETBALL STATS



STATISTICAL LEADERS CONT.



| ## | Player | G | Reb | Reb/G |
|----|-----------------|----|-----|-------|
| 0 | Coleman, Elyssa | 29 | 223 | 7.7 |
| 32 | Jenkins, Jordyn | 9 | 66 | 7.3 |
| 25 | Udo, Idara | 30 | 187 | 6.2 |
| 22 | White, Kyra | 30 | 153 | 5.1 |
| 12 | Proctor, Aysia | 29 | 143 | 4.9 |

Offensive Rebounds

| ## | Player | G | OReb | OReb/G |
|----|-----------------|----|------|--------|
| 25 | Udo, Idara | 30 | 110 | 3.7 |
| 0 | Coleman, Elyssa | 29 | 75 | 2.6 |
| 20 | Linton, Maya | 25 | 40 | 1.6 |
| 12 | Proctor, Aysia | 29 | 36 | 1.2 |
| 21 | Rowe, Cheyenne | 27 | 35 | 1.3 |

Defensive Rebounds

| ## | Player | G | DReb | DReb/G |
|----|-----------------|----|------|--------|
| 0 | Coleman, Elyssa | 29 | 148 | 5.1 |
| 22 | White, Kyra | 30 | 129 | 4.3 |
| 12 | Proctor, Aysia | 29 | 107 | 3.7 |
| 11 | Love, Sidney | 30 | 90 | 3.0 |
| 25 | Udo, Idara | 30 | 77 | 2.6 |

Fouls

| ## | Player | G | PF | PF/G |
|----|-----------------|----|----|------|
| 0 | Coleman, Elyssa | 29 | 91 | 3.1 |
| 25 | Udo, Idara | 30 | 84 | 2.8 |
| 11 | Love, Sidney | 30 | 79 | 2.6 |
| 20 | Linton, Maya | 25 | 64 | 2.6 |
| 22 | White, Kyra | 30 | 57 | 1.9 |

Foul Outs

| ## | Player | G | FO |
|----|-----------------|----|----|
| 0 | Coleman, Elyssa | 29 | 6 |
| 25 | Udo, Idara | 30 | 3 |
| 20 | Linton, Maya | 25 | 3 |
| 32 | Jenkins, Jordyn | 9 | 1 |
| 12 | Proctor, Aysia | 29 | 1 |

| ## | Player | G | Stl | Stl/G |
|----|-----------------|----|-----|-------|
| 11 | Love, Sidney | 30 | 40 | 1.3 |
| 22 | White, Kyra | 30 | 32 | 1.1 |
| 20 | Linton, Maya | 25 | 28 | 1.1 |
| 0 | Coleman, Elyssa | 29 | 20 | 0.7 |
| 12 | Proctor, Aysia | 29 | 15 | 0.5 |

Blocked Shots

| ## | Player | G | Blk | Blk/G |
|----|------------------|----|-----|-------|
| 0 | Coleman, Elyssa | 29 | 44 | 1.5 |
| 22 | White, Kyra | 30 | 31 | 1.0 |
| 25 | Udo, Idara | 30 | 24 | 0.8 |
| 32 | Jenkins, Jordyn | 9 | 9 | 1.0 |
| 30 | Sam-Grant, Nissa | 14 | 8 | 0.6 |

Minutes

| ## | Player | G | Min | Min/G |
|----|-----------------|----|------|-------|
| 22 | White, Kyra | 30 | 1041 | 34:42 |
| 11 | Love, Sidney | 30 | 909 | 30:18 |
| 0 | Coleman, Elyssa | 29 | 768 | 26:30 |
| 12 | Proctor, Aysia | 29 | 758 | 26:08 |
| 25 | Udo, Idara | 30 | 654 | 21:48 |

Turnovers

| ## | Player | G | TO | TO/G |
|----|-----------------|----|----|------|
| 22 | White, Kyra | 30 | 92 | 3.1 |
| 11 | Love, Sidney | 30 | 91 | 3.0 |
| 12 | Proctor, Aysia | 29 | 64 | 2.2 |
| 0 | Coleman, Elyssa | 29 | 59 | 2.0 |
| 25 | Udo, Idara | 30 | 51 | 1.7 |

2023-24 ROADRUNNER WOMEN'S BASKETBALL STATS



TEAM GAME-BY-GAME



| Date | Opponent | Score | Att. | High Points | High Rebounds | |
|------------|-----------------------|-------|-------|-------------|---|---|
| 11/06/2023 | at Arizona St. | L | 55-70 | 821 | (10) LINTON, Maya (10) UDO, Idara | (9) ROWE, Cheyenne (9) UDO, Idara |
| 11/10/2023 | New Mexico St. | W | 58-55 | 712 | (19) PROCTOR, Aysia | (11) UDO, Idara |
| 11/15/2023 | at A&M-Corpus Christi | Wot | 66-59 | 779 | (18) WHITE, Kyra | (7) LINTON, Maya (7) ROWE, Cheyenne |
| 11/18/2023 | at UT Arlington | W | 70-66 | 832 | (26) LOVE, Sidney | (10) LINTON, Maya |
| 11/20/2023 | at Texas Tech | L | 58-63 | 4155 | (18) LOVE, Sidney | (8) WHITE, Kyra (8) COLEMAN, Elyssa |
| 11/25/2023 | at Sam Houston | W | 63-56 | 235 | (17) COLEMAN, Elyssa | (8) PROCTOR, Aysia |
| 11/30/2023 | Texas St. | Lot | 57-65 | 1535 | (11) COLEMAN, Elyssa (11) GUTTADAURO, Siena (11) LOVE, Sidney | (9) COLEMAN, Elyssa |
| 12/03/2023 | UTEP | W | 90-66 | 926 | (23) COLEMAN, Elyssa | (8) COLEMAN, Elyssa |
| 12/14/2023 | Houston | L | 64-66 | 869 | (19) PROCTOR, Aysia | (8) WHITE, Kyra (8) UDO, Idara |
| 12/17/2023 | at Oregon | L | 48-61 | 5549 | (20) PROCTOR, Aysia | (13) COLEMAN, Elyssa |
| 12/19/2023 | at Seattle U | W | 75-64 | 339 | (18) COLEMAN, Elyssa | (9) COLEMAN, Elyssa (9) UDO, Idara |
| 12/30/2023 | at Temple | L | 58-71 | 1324 | (16) WHITE, Kyra | (7) COLEMAN, Elyssa (7) LOVE, Sidney |
| 01/02/2024 | at East Carolina | L | 54-82 | 956 | (13) COCKRELL, Madison | (6) SAM-GRANT, Nissa |
| 01/06/2024 | Wichita St. | W | 74-60 | 722 | (32) COLEMAN, Elyssa | (19) COLEMAN, Elyssa |
| 01/10/2024 | at Fla. Atlantic | W | 73-60 | 243 | (17) PROCTOR, Aysia | (10) COLEMAN, Elyssa |
| 01/14/2024 | Charlotte | Wot2 | 81-80 | 671 | (26) UDO, Idara | (13) PROCTOR, Aysia |
| 01/16/2024 | South Fla. | W | 65-42 | 758 | (23) WHITE, Kyra | (8) WHITE, Kyra (8) PROCTOR, Aysia |
| 01/21/2024 | at UAB | L | 53-54 | 406 | (11) WHITE, Kyra (11) LOVE, Sidney (11) UDO, Idara | (10) WHITE, Kyra |
| 01/27/2024 | at SMU | L | 58-75 | 1396 | (11) COLEMAN, Elyssa (11) LOVE, Sidney (11) UDO, Idara | (11) WHITE, Kyra |
| 01/31/2024 | North Texas | Wot | 75-67 | 924 | (14) UDO, Idara | (12) UDO, Idara |
| 02/04/2024 | Tulane | L | 64-75 | 990 | (21) COLEMAN, Elyssa | (12) COLEMAN, Elyssa |
| 02/11/2024 | UAB | W | 76-58 | 738 | (14) PROCTOR, Aysia | (7) PROCTOR, Aysia (7) UDO, Idara |
| 02/14/2024 | at Tulsa | L | 70-74 | 1177 | (16) LOVE, Sidney | (7) JENKINS, Jordyn (7) PROCTOR, Aysia |
| 02/18/2024 | at North Texas | W | 66-63 | 1826 | (29) JENKINS, Jordyn | (9) COLEMAN, Elyssa |
| 02/22/2024 | Temple | L | 48-56 | 881 | (15) JENKINS, Jordyn | (11) COLEMAN, Elyssa |
| 02/25/2024 | Fla. Atlantic | W | 76-60 | 751 | (23) WHITE, Kyra | (13) UDO, Idara |
| 02/28/2024 | at Memphis | L | 53-60 | 973 | (11) JENKINS, Jordyn | (11) JENKINS, Jordyn |
| 03/02/2024 | at Wichita St. | W | 68-61 | 1223 | (17) JENKINS, Jordyn | (11) COLEMAN, Elyssa |
| 03/05/2024 | Rice | W | 60-52 | 1252 | (14) COLEMAN, Elyssa (14) JENKINS, Jordyn | (11) UDO, Idara |
| 03/11/2024 | vs South Fla. | W | 58-56 | 0 | (20) JENKINS, Jordyn | (6) JENKINS, Jordyn |

2023-24 ROADRUNNER WOMEN'S BASKETBALL STATS



TEAM GAME HIGHS



| | | |
|------------------------------|--------------|------------------------------------|
| POINTS | 90 | UTEP (12/03/2023) |
| | 81 | Charlotte (01/14/2024) |
| | 76 | Fla. Atlantic (02/25/2024) |
| | 76 | UAB (02/11/2024) |
| | 75 | North Texas (01/31/2024) |
| | 75 | at Seattle U (12/19/2023) |
| FIELD GOALS MADE | 35 | UTEP (12/03/2023) |
| | 32 | UAB (02/11/2024) |
| FIELD GOAL ATTEMPTS | 81 | Wichita St. (01/06/2024) |
| | 77 | at Oregon (12/17/2023) |
| FIELD GOAL PERCENTAGE | .583 (35-60) | UTEP (12/03/2023) |
| | .460 (29-63) | at Fla. Atlantic (01/10/2024) |
| | .460 (29-63) | at Seattle U (12/19/2023) |
| 3 PT FG MADE | 11 | Fla. Atlantic (02/25/2024) |
| | 11 | South Fla. (01/16/2024) |
| 3 PT FG ATTEMPTS | 27 | at North Texas (02/18/2024) |
| | 25 | at East Carolina (01/02/2024) |
| 3 PT FG PERCENTAGE | .500 (11-22) | South Fla. (01/16/2024) |
| | .500 (2-4) | at Sam Houston (11/25/2023) |
| FREE THROWS MADE | 20 | at UT Arlington (11/18/2023) |
| | 19 | Rice (03/05/2024) |
| FREE THROW ATTEMPTS | 29 | at Sam Houston (11/25/2023) |
| | 29 | at UT Arlington (11/18/2023) |
| FREE THROW PERCENTAGE | .900 (9-10) | Fla. Atlantic (02/25/2024) |
| | .857 (6-7) | at Oregon (12/17/2023) |
| REBOUNDS | 57 | at Oregon (12/17/2023) |
| | 55 | South Fla. (01/16/2024) |
| ASSISTS | 22 | Wichita St. (01/06/2024) |
| | 22 | UTEP (12/03/2023) |
| STEALS | 15 | at East Carolina (01/02/2024) |
| | 11 | at Tulsa (02/14/2024) |
| BLOCKED SHOTS | 11 | Texas St. (11/30/2023) |
| | 9 | at Sam Houston (11/25/2023) |
| TURNOVERS | 31 | at Texas Tech (11/20/2023) |
| | 29 | at East Carolina (01/02/2024) |
| FOULS | 28 | at East Carolina (01/02/2024) |
| | 28 | at A&M-Corpus Christi (11/15/2023) |

2023-24 ROADRUNNER WOMEN'S BASKETBALL STATS



OPPONENT GAME HIGHS



| | | |
|------------------------------|--------------|------------------------------------|
| POINTS | 82 | at East Carolina (01/02/2024) |
| | 80 | Charlotte (01/14/2024) |
| | 75 | Tulane (02/04/2024) |
| | 75 | at SMU (01/27/2024) |
| | 74 | at Tulsa (02/14/2024) |
| FIELD GOALS MADE | 29 | at SMU (01/27/2024) |
| | 27 | Tulane (02/04/2024) |
| | 27 | at Temple (12/30/2023) |
| FIELD GOAL ATTEMPTS | 76 | North Texas (01/31/2024) |
| | 70 | at UAB (01/21/2024) |
| FIELD GOAL PERCENTAGE | .551 (27-49) | Tulane (02/04/2024) |
| | .500 (26-52) | at Tulsa (02/14/2024) |
| 3 PT FG MADE | 13 | Tulane (02/04/2024) |
| | 13 | at Fla. Atlantic (01/10/2024) |
| 3 PT FG ATTEMPTS | 31 | at Fla. Atlantic (01/10/2024) |
| | 29 | North Texas (01/31/2024) |
| 3 PT FG PERCENTAGE | .556 (10-18) | at East Carolina (01/02/2024) |
| | .464 (13-28) | Tulane (02/04/2024) |
| FREE THROWS MADE | 23 | Charlotte (01/14/2024) |
| | 22 | at East Carolina (01/02/2024) |
| FREE THROW ATTEMPTS | 33 | Charlotte (01/14/2024) |
| | 32 | at A&M-Corpus Christi (11/15/2023) |
| FREE THROW PERCENTAGE | .929 (13-14) | vs South Fla. (N) (03/11/2024) |
| | .889 (8-9) | Tulane (02/04/2024) |
| REBOUNDS | 49 | Texas St. (11/30/2023) |
| | 48 | Temple (02/22/2024) |
| ASSISTS | 19 | at Tulsa (02/14/2024) |
| | 19 | Tulane (02/04/2024) |
| | 19 | at SMU (01/27/2024) |
| | 19 | at East Carolina (01/02/2024) |
| | 19 | at UT Arlington (11/18/2023) |
| STEALS | 16 | at Texas Tech (11/20/2023) |
| | 14 | at East Carolina (01/02/2024) |
| BLOCKED SHOTS | 13 | at Oregon (12/17/2023) |
| | 6 | at Memphis (02/28/2024) |
| | 6 | at SMU (01/27/2024) |
| | 6 | Charlotte (01/14/2024) |
| | 6 | at Seattle U (12/19/2023) |
| | 6 | at A&M-Corpus Christi (11/15/2023) |
| TURNOVERS | 26 | at East Carolina (01/02/2024) |
| | 19 | at Tulsa (02/14/2024) |
| FOULS | 25 | at Sam Houston (11/25/2023) |
| | 25 | at Arizona St. (11/06/2023) |

2023-24 ROADRUNNER WOMEN'S BASKETBALL STATS



TEAM GAME LOWS



| | | |
|------------------------------|--------------|--------------------------------|
| POINTS | 48 | Temple (02/22/2024) |
| | 48 | at Oregon (12/17/2023) |
| | 53 | at Memphis (02/28/2024) |
| | 53 | at UAB (01/21/2024) |
| | 54 | at East Carolina (01/02/2024) |
| FIELD GOALS MADE | 19 | Rice (03/05/2024) |
| | 19 | Temple (02/22/2024) |
| FIELD GOAL ATTEMPTS | 51 | at Sam Houston (11/25/2023) |
| | 51 | at Texas Tech (11/20/2023) |
| FIELD GOAL PERCENTAGE | .260 (20-77) | at Oregon (12/17/2023) |
| | .313 (20-64) | at East Carolina (01/02/2024) |
| 3 PT FG MADE | 1 | Temple (02/22/2024) |
| | 2 | at Memphis (02/28/2024) |
| | 2 | at Seattle U (12/19/2023) |
| | 2 | at Oregon (12/17/2023) |
| | 2 | at Sam Houston (11/25/2023) |
| | 2 | at UT Arlington (11/18/2023) |
| | 2 | at Arizona St. (11/06/2023) |
| 3 PT FG ATTEMPTS | 4 | at Sam Houston (11/25/2023) |
| | 9 | at Seattle U (12/19/2023) |
| 3 PT FG PERCENTAGE | .083 (1-12) | Temple (02/22/2024) |
| | .111 (2-18) | at Oregon (12/17/2023) |
| FREE THROWS MADE | 4 | at UAB (01/21/2024) |
| | 5 | vs South Fla. (N) (03/11/2024) |
| FREE THROW ATTEMPTS | 6 | at UAB (01/21/2024) |
| | 7 | at Oregon (12/17/2023) |
| FREE THROW PERCENTAGE | .455 (5-11) | vs South Fla. (N) (03/11/2024) |
| | .462 (6-13) | South Fla. (01/16/2024) |
| REBOUNDS | 35 | at North Texas (02/18/2024) |
| | 37 | vs South Fla. (N) (03/11/2024) |
| ASSISTS | 5 | at Tulsa (02/14/2024) |
| | 6 | at Texas Tech (11/20/2023) |
| STEALS | 1 | UTEP (12/03/2023) |
| | 2 | Texas St. (11/30/2023) |
| BLOCKED SHOTS | 0 | at Tulsa (02/14/2024) |
| | 0 | at Oregon (12/17/2023) |
| TURNOVERS | 9 | UAB (02/11/2024) |
| | 10 | Wichita St. (01/06/2024) |
| FOULS | 9 | UAB (02/11/2024) |
| | 12 | Houston (12/14/2023) |

2023-24 ROADRUNNER WOMEN'S BASKETBALL STATS



OPPONENT GAME LOWS



| | | | |
|------------------------------|------|---------|------------------------------------|
| POINTS | 42 | | South Fla. (01/16/2024) |
| | 52 | | Rice (03/05/2024) |
| | 54 | | at UAB (01/21/2024) |
| | 55 | | New Mexico St. (11/10/2023) |
| | 56 | | vs South Fla. (N) (03/11/2024) |
| | 56 | | Temple (02/22/2024) |
| FIELD GOALS MADE | 12 | | South Fla. (01/16/2024) |
| | 17 | | at Sam Houston (11/25/2023) |
| FIELD GOAL ATTEMPTS | 49 | | Fla. Atlantic (02/25/2024) |
| | 49 | | Tulane (02/04/2024) |
| FIELD GOAL PERCENTAGE | .211 | (12-57) | South Fla. (01/16/2024) |
| | .246 | (17-69) | at Sam Houston (11/25/2023) |
| 3 PT FG MADE | 2 | | Rice (03/05/2024) |
| | 2 | | Temple (02/22/2024) |
| 3 PT FG ATTEMPTS | 12 | | at Temple (12/30/2023) |
| | 14 | | at A&M-Corpus Christi (11/15/2023) |
| 3 PT FG PERCENTAGE | .111 | (2-18) | Rice (03/05/2024) |
| | .130 | (3-23) | South Fla. (01/16/2024) |
| FREE THROWS MADE | 5 | | at UAB (01/21/2024) |
| | 5 | | at Fla. Atlantic (01/10/2024) |
| FREE THROW ATTEMPTS | 9 | | Tulane (02/04/2024) |
| | 10 | | UAB (02/11/2024) |
| FREE THROW PERCENTAGE | .455 | (5-11) | at UAB (01/21/2024) |
| | .455 | (5-11) | at Fla. Atlantic (01/10/2024) |
| REBOUNDS | 21 | | Tulane (02/04/2024) |
| | 23 | | Fla. Atlantic (02/25/2024) |
| ASSISTS | 6 | | at Memphis (02/28/2024) |
| | 6 | | Temple (02/22/2024) |
| STEALS | 2 | | UAB (02/11/2024) |
| | 2 | | at UAB (01/21/2024) |
| BLOCKED SHOTS | 0 | | Temple (02/22/2024) |
| | 0 | | at Sam Houston (11/25/2023) |
| TURNOVERS | 7 | | vs South Fla. (N) (03/11/2024) |
| | 8 | | at SMU (01/27/2024) |
| | 8 | | Texas St. (11/30/2023) |
| FOULS | 8 | | at SMU (01/27/2024) |
| | 9 | | at Oregon (12/17/2023) |

AROUND THE AMERICAN

2023-24 WEEKLY AWARDS

November 13
 Player of the Week: Delanie Crawford, Jr., G, Tulsa
 Freshman of the Week: Karina Gordon, Fr., G, East Carolina

November 20
 Player of the Week: Tiara Young, Gr., G, SMU
 Freshman of the Week: Vittoria Blasigh, Fr., G, South Florida

November 27
 Player of the Week: Temira Poindexter, Jr., F, Tulsa
 Freshman of the Week: Salese Blow, Fr., G, Wichita State

December 4
 Player of the Week: Danae McNeal, East Carolina
 Freshman of the Week: Jade Weathersby, F, UAB

December 10
 Player of the Week: DesiRay Kernal, Gr., F, North Texas
 Freshman of the Week: Vittoria Blasigh, Fr., G, South Florida

December 18
 Player of the Week: Mia Moore, R-So., G, UAB
 Freshman of the Week: Jade Weathersby, Fr., F, UAB

December 26
 Player of the Week: Amiya Joyner, So., F, East Carolina
 Freshman of the Week: Idara Udo, Fr., F, UTSA

January 1
 Player of the Week: Tre'Zure Jobe, R-Sr., G, Wichita State
 Freshman of the Week: Vittoria Blasigh, Fr., G, South Florida

January 8
 Player of the Week: Dazia Lawrence, R-Jr., G, Charlotte
 Freshman of the Week: Karina Gordon, Fr., G, East Carolina

January 15
 Player of the Week: Tiara Young, Gr., G, SMU
 Freshman of the Week: Vittoria Blasigh, Fr., G, South Florida

January 22
 Player of the Week: Temira Poindexter, Jr., F, Tulsa
 Freshman of the Week: Aysia Proctor, Fr., G, UTSA

January 29
 Player of the Week: DesiRay Kernal, Gr., F, North Texas
 Freshman of the Week: Mady Cartwright, G, Tulsa

February 5
 Player of the Week: Danae McNeal, Gr., G, East Carolina
 Freshman of the Week: Vittoria Blasigh, Fr., G, South Florida

February 12
 Player of the Week: Jazzy Owens-Barnett, So., G, Rice
 Freshman of the Week: Aysia Proctor, Fr., G, UTSA

February 19
 Player of the Week: Jazzy Owens-Barnett, So., G, Rice
 Freshman of the Week: Aysia Proctor, Fr., G, UTSA

February 26
 Player of the Week: Dazia Lawrence, R-Jr., G, Charlotte
 Freshman of the Week: Vittoria Blasigh, Fr., G, South Florida

March 4
 Player of the Week: Temira Poindexter, Jr., F, Tulsa
 Freshman of the Week: Salese Blow, Fr., G, Wichita State

March 7
 Player of the Week: DesiRay Kernal, F, North Texas
 Freshman of the Week: Salese Blow, Fr., G, Wichita State

2024 AMERICAN WOMEN'S BASKETBALL CHAMPIONSHIP



WOMEN'S BASKETBALL CHAMPIONSHIP
 MARCH 9 - MARCH 13



2023-24 AMERICAN ATHLETIC CONFERENCE WOMEN'S BASKETBALL HONORS

| | | | |
|---|--|---|--|
| PLAYER OF THE YEAR Temira Poindexter, F, Tulsa | MOST IMPROVED PLAYER Delanie Crawford, G, Tulsa | ALL-CONFERENCE FIRST TEAM Dazia Lawrence, G, Charlotte Danae McNeal, G, East Carolina* DesiRay Kernal, F, North Texas Tommisha Lampkin, F, North Texas Temira Poindexter, F, Tulsa* | ALL-CONFERENCE THIRD TEAM Denim DeShields, G, UAB Mia Moore, G, UAB Malia Fisher, F, Rice Aleah Nelson, G, Temple Daniela Abies, F, Wichita State |
| DEFENSIVE PLAYER OF THE YEAR Danae McNeal, G, East Carolina | SIXTH PLAYER OF THE YEAR Dyani Robinson, G, North Texas | ALL-CONFERENCE SECOND TEAM Madison Griggs, G, Memphis Romi Levy, F, South Florida Tiara Young, G, SMU Tiarra East, G, Temple Delanie Crawford, G, Tulsa | ALL-NEWCOMER TEAM Mia Moore, G, UAB Tatyana Wyche, F, East Carolina Alasia Smith, F, Memphis DesiRay Kernal, F, North Texas* Romi Levy, F, South Florida |
| FRESHMAN OF THE YEAR Vittoria Blasigh, G, South Florida | NEWCOMER OF THE YEAR DesiRay Kernal, F, North Texas Romi Levy, F, South Florida | | |
| COACH OF THE YEAR Jason Burton, North Texas | AMBASSADOR AWARD Chantae Embry, F, SMU | | |

AP Poll • Mar 3, 2024

| # | School (1st) | W-L | Pts. | Prev. |
|----|---------------------|------|------|-------|
| 1 | South Carolina (35) | 29-0 | 875 | 1 |
| 2 | Stanford | 26-4 | 822 | 4 |
| 3 | Iowa | 26-4 | 786 | 6 |
| 4 | Ohio State | 25-4 | 761 | 2 |
| 5 | Southern Cal | 23-5 | 699 | 7 |
| 6 | Texas | 27-4 | 687 | 3 |
| 7 | UCLA | 24-5 | 673 | 8 |
| 8 | LSU | 26-4 | 638 | 9 |
| 9 | UConn | 26-5 | 566 | 10 |
| 10 | NC State | 25-5 | 526 | 12 |
| 11 | Virginia Tech | 23-6 | 513 | 5 |
| 12 | Indiana | 24-4 | 499 | 14 |
| 13 | Oregon State | 23-6 | 472 | 11 |
| 14 | Notre Dame | 23-6 | 470 | 17 |
| 15 | Gonzaga | 29-2 | 399 | 16 |
| 16 | Kansas State | 24-6 | 288 | 15 |
| 17 | Baylor | 23-6 | 273 | 21 |
| 18 | Colorado | 21-8 | 259 | 13 |
| 19 | Oklahoma | 21-8 | 239 | 20 |
| 20 | Syracuse | 23-6 | 210 | 19 |
| 21 | Creighton | 24-4 | 199 | 23 |
| 22 | Utah | 21-9 | 172 | 18 |
| 23 | UNLV | 26-2 | 113 | 24 |
| 24 | Louisville | 23-8 | 108 | 22 |
| 25 | Fairfield | 26-1 | 60 | NR |

Tournament Seedings

| School | AAC | Pct. | Ovr. | Pct. | Streak |
|---------------------|------|------|-------|------|--------|
| 1 Tulsa | 13-5 | .722 | 23-8 | .742 | W5 |
| 2 North Texas | 13-5 | .722 | 23-7 | .767 | W4 |
| 3 Temple | 13-5 | .722 | 19-11 | .633 | W2 |
| 4 UTSA | 10-8 | .556 | 16-13 | .552 | W2 |
| 5 South Florida | 10-8 | .556 | 18-13 | .581 | W2 |
| 6 Charlotte | 9-9 | .500 | 16-14 | .533 | L2 |
| 7 UAB | 9-9 | .500 | 18-12 | .600 | L4 |
| 8 Memphis | 9-9 | .500 | 13-16 | .448 | L1 |
| 9 East Carolina | 9-9 | .500 | 16-13 | .552 | W1 |
| 10 Rice | 9-9 | .500 | 15-14 | .517 | L5 |
| 11 SMU | 8-10 | .444 | 14-15 | .483 | L2 |
| 12 Florida Atlantic | 6-12 | .333 | 11-18 | .379 | L1 |
| 13 Wichita State | 5-13 | .278 | 9-21 | .300 | W1 |
| 14 Tulane | 3-15 | .167 | 10-19 | .345 | L8 |

WBCA Coaches Poll • Mar 5, 2024

| # | School (Record) | Pts. | Prev. | 1st |
|----|-----------------------------|------|-------|-----|
| 1 | South Carolina (29-0) | 800 | 1 | 32 |
| 2 | Stanford (26-4) | 747 | 5 | 0 |
| 3 | Iowa (26-4) | 734 | 6 | 0 |
| 4 | Ohio State (25-4) | 694 | 2 | 0 |
| 5 | LSU (26-4) | 640 | 7 | 0 |
| 6 | Texas (27-4) | 614 | 3 | 0 |
| 7 | UCLA (24-5) | 602 | 8 | 0 |
| 8 | Southern California (23-5) | 586 | 9 | 0 |
| 9 | Connecticut (26-5) | 552 | 10 | 0 |
| 10 | North Carolina State (25-5) | 512 | 11 | 0 |
| 11 | Virginia Tech (23-6) | 475 | 4 | 0 |
| 12 | Indiana (24-4) | 465 | 12 | 0 |
| 13 | Gonzaga (29-2) | 419 | 13 | 0 |
| 14 | Notre Dame (23-6) | 392 | 17 | 0 |
| 15 | Oregon State (23-6) | 326 | 16 | 0 |
| 16 | Kansas State (24-6) | 300 | 14 | 0 |
| 17 | Baylor (23-6) | 259 | 21 | 0 |
| 18 | Creighton (24-4) | 254 | 20 | 0 |
| 19 | Colorado (21-8) | 245 | 15 | 0 |
| 20 | Syracuse (23-6) | 196 | 19 | 0 |
| 21 | Oklahoma (21-8) | 140 | 22 | 0 |
| 22 | Utah (21-9) | 121 | 18 | 0 |
| 23 | UNLV (26-2) | 118 | 24 | 0 |
| 24 | Louisville (23-8) | 89 | 23 | 0 |
| 25 | Princeton (22-4) | 53 | NR | 0 |

RV (In AAC): N/A

RV (In AAC): N/A

AROUND THE AMERICAN



CONFERENCE TEAM RANKINGS



| Team | Offense | | | | Defense | | | |
|---------------|---------|--------|---------|----------|---------|--------|---------|----------|
| | Scoring | FG Pct | 3FG Pct | Rebounds | Scoring | FG Pct | 3FG Pct | Rebounds |
| Charlotte | 9 | 12 | 5 | 10 | 3 | 5 | 5 | 2 |
| East Carolina | 8 | 7 | 14 | 9 | 4 | 6 | 9 | 11 |
| Fla. Atlantic | 14 | 8 | 3 | 12 | 9 | 8 | 12 | 9 |
| Memphis | 7 | 14 | 11 | 4 | 12 | 14 | 8 | 10 |
| North Texas | 1 | 1 | 8 | 3 | 7 | 2 | 1 | 2 |
| Rice | 6 | 6 | 6 | 8 | 6 | 9 | 10 | 6 |
| SMU | 5 | 2 | 9 | 11 | 11 | 10 | 11 | 7 |
| South Fla. | 11 | 11 | 10 | 5 | 1 | 4 | 13 | 4 |
| Temple | 4 | 9 | 7 | 2 | 2 | 7 | 4 | 8 |
| Tulane | 12 | 4 | 4 | 14 | 8 | 11 | 14 | 1 |
| Tulsa | 3 | 5 | 2 | 7 | 10 | 3 | 3 | 14 |
| UAB | 2 | 3 | 1 | 13 | 13 | 13 | 7 | 12 |
| UTSA | 10 | 10 | 12 | 1 | 5 | 1 | 6 | 5 |
| Wichita St. | 13 | 13 | 13 | 6 | 14 | 12 | 2 | 13 |

| Team | FT Pct. | 3FGs | Blocks | Steals | Assists | Scoring Margin | Rebound Margin | Turnover Margin | Ast/TO Ratio |
|---------------|---------|------|--------|--------|---------|----------------|----------------|-----------------|--------------|
| Charlotte | 5 | 9 | 6 | 4 | 12 | 8 | 5 | 7 | 13 |
| East Carolina | 6 | 14 | 1 | 1 | 10 | 6 | 10 | 2 | 11 |
| Fla. Atlantic | 13 | 4 | 13 | 13 | 14 | 13 | 12 | 13 | 14 |
| Memphis | 14 | 8 | 4 | 2 | 13 | 12 | 7 | 3 | 12 |
| North Texas | 10 | 12 | 12 | 7 | 4 | 1 | 2 | 10 | 8 |
| Rice | 2 | 6 | 10 | 6 | 9 | 3 | 6 | 4 | 6 |
| SMU | 8 | 13 | 7 | 5 | 2 | 9 | 9 | 5 | 3 |
| South Fla. | 4 | 5 | 5 | 14 | 3 | 4 | 3 | 6 | 1 |
| Temple | 7 | 7 | 8 | 3 | 5 | 2 | 4 | 1 | 2 |
| Tulane | 1 | 3 | 11 | 8 | 1 | 11 | 8 | 12 | 5 |
| Tulsa | 9 | 1 | 3 | 10 | 6 | 5 | 13 | 11 | 7 |
| UAB | 3 | 2 | 9 | 12 | 7 | 7 | 14 | 8 | 4 |
| UTSA | 12 | 11 | 2 | 11 | 8 | 10 | 1 | 14 | 9 |
| Wichita St. | 11 | 10 | 14 | 9 | 11 | 14 | 11 | 9 | 10 |

AROUND THE AMERICAN



CONFERENCE INDIVIDUAL LEADERS



To be ranked, a player must appear in at least 75.0% of their team's games.

Scoring

| | Player | G | FG | 3FG | FT | Pts | AVG |
|-----|-----------------------------|----|-----|-----|-----|-----|-------|
| 1. | McNeal, Danae - ECU | 31 | 244 | 36 | 135 | 659 | 21.26 |
| 2. | Poindexter, Temira - Tulsa | 32 | 240 | 80 | 115 | 675 | 21.09 |
| 3. | Crawford, Delanie - Tulsa | 32 | 201 | 88 | 120 | 610 | 19.06 |
| 4. | Lawrence, Dazia - CLT | 31 | 197 | 35 | 136 | 565 | 18.23 |
| 5. | Young, Tiara - SMU | 30 | 189 | 13 | 124 | 515 | 17.17 |
| 6. | Whittington, Kyren - Tulane | 26 | 159 | 37 | 83 | 438 | 16.85 |
| 7. | Griggs, Madison - Mem | 30 | 178 | 92 | 56 | 504 | 16.80 |
| 8. | Kernal, DesiRay - UNT | 31 | 169 | 20 | 150 | 508 | 16.39 |
| 9. | Lampkin, Tommisha - UNT | 31 | 194 | 0 | 93 | 481 | 15.52 |
| 10. | Moore, Mia - UAB | 30 | 160 | 21 | 123 | 464 | 15.47 |
| 11. | Levy, Romi - USF | 33 | 188 | 37 | 72 | 485 | 14.70 |
| 12. | Blasigh, Vittoria - USF | 33 | 152 | 77 | 64 | 445 | 13.48 |
| 13. | DeShields, Denim - UAB | 31 | 154 | 11 | 91 | 410 | 13.23 |
| 14. | East, Tiarra - Temple | 28 | 137 | 22 | 71 | 367 | 13.11 |
| 15. | Joyner, Amiya - ECU | 29 | 147 | 0 | 84 | 378 | 13.03 |
| 16. | Abies, Daniela - WSU | 31 | 154 | 3 | 92 | 403 | 13.00 |
| | Fisher, Malia - Rice | 25 | 122 | 11 | 70 | 325 | 13.00 |
| 18. | Galic, Marta - Tulane | 30 | 138 | 60 | 46 | 382 | 12.73 |
| 19. | Embry, Chantae - SMU | 25 | 105 | 31 | 68 | 309 | 12.36 |
| 20. | Blow, Salese - WSU | 32 | 135 | 43 | 82 | 395 | 12.34 |

Rebounding

| | Player | G | Off | Def | Total | AVG |
|-----|--------------------------------|----|-----|-----|-------|------|
| 1. | Joyner, Amiya - ECU | 29 | 108 | 180 | 288 | 9.93 |
| 2. | Abies, Daniela - WSU | 31 | 127 | 175 | 302 | 9.74 |
| 3. | Smith, Alasia - Mem | 30 | 115 | 169 | 284 | 9.47 |
| 4. | Moore, Mia - UAB | 30 | 81 | 186 | 267 | 8.90 |
| | Rozentale, Janeta - FAU | 30 | 68 | 199 | 267 | 8.90 |
| 6. | Kernal, DesiRay - UNT | 31 | 60 | 206 | 266 | 8.58 |
| 7. | Tucker, Rayne - Temple | 30 | 112 | 133 | 245 | 8.17 |
| 8. | Lutje Schipholt, Evelien - USF | 33 | 121 | 147 | 268 | 8.12 |
| 9. | Lampkin, Tommisha - UNT | 31 | 100 | 141 | 241 | 7.77 |
| 10. | Coleman, Elyssa - UTSA | 29 | 75 | 148 | 223 | 7.69 |
| 11. | Periman, Hadley - Tulsa | 32 | 67 | 160 | 227 | 7.09 |
| 12. | Fisher, Malia - Rice | 25 | 46 | 129 | 175 | 7.00 |
| 13. | Wyche, Tatyana - ECU | 28 | 79 | 106 | 185 | 6.61 |
| 14. | Parau, Irina - Tulane | 31 | 63 | 139 | 202 | 6.52 |
| 15. | Abdur-Rahim, Amirah - SMU | 29 | 55 | 132 | 187 | 6.45 |
| 16. | Brito, Carla - USF | 33 | 63 | 146 | 209 | 6.33 |
| 17. | Udo, Idara - UTSA | 30 | 110 | 77 | 187 | 6.23 |
| 18. | Moore, Jada - FAU | 25 | 46 | 101 | 147 | 5.88 |
| 19. | Crawford, Delanie - Tulsa | 32 | 41 | 145 | 186 | 5.81 |
| 20. | Mabry, Amira - Tulane | 31 | 52 | 128 | 180 | 5.81 |

Field Goal Percentage (Minimum 5 FGM/G average)

| | Player | G | FGM | FGA | Pct. |
|-----|-----------------------------|----|-----|-----|------|
| 1. | Lampkin, Tommisha - UNT | 31 | 194 | 308 | .630 |
| 2. | Abdur-Rahim, Amirah - SMU | 29 | 147 | 277 | .531 |
| 3. | Whittington, Kyren - Tulane | 26 | 159 | 314 | .506 |
| 4. | Kernal, DesiRay - UNT | 31 | 169 | 335 | .504 |
| 5. | Moore, Mia - UAB | 30 | 160 | 343 | .466 |
| 6. | Joyner, Amiya - ECU | 29 | 147 | 319 | .461 |
| 7. | Young, Tiara - SMU | 30 | 189 | 420 | .450 |
| 8. | Crawford, Delanie - Tulsa | 32 | 201 | 458 | .439 |
| 9. | Levy, Romi - USF | 33 | 188 | 437 | .430 |
| 10. | Lawrence, Dazia - CLT | 31 | 197 | 462 | .426 |
| 11. | Poindexter, Temira - Tulsa | 32 | 240 | 565 | .425 |
| 12. | McNeal, Danae - ECU | 31 | 244 | 583 | .419 |
| 13. | Griggs, Madison - Mem | 30 | 178 | 482 | .369 |

Assists

| | Player | G | No. | AVG |
|-----|---------------------------|----|-----|------|
| 1. | DeShields, Denim - UAB | 31 | 166 | 5.35 |
| 2. | White, Kyra - UTSA | 30 | 141 | 4.70 |
| 3. | Wilson, Aerial - USF | 33 | 154 | 4.67 |
| 4. | Nelson, Aleah - Temple | 30 | 130 | 4.33 |
| 5. | Bradley, Reagan - SMU | 30 | 117 | 3.90 |
| 6. | Rainey, Kaylah - Tulane | 29 | 112 | 3.86 |
| 7. | Jackson, Destiny - Rice | 31 | 107 | 3.45 |
| 8. | Porter, Olivia - CLT | 31 | 103 | 3.32 |
| 9. | Love, Sidney - UTSA | 30 | 96 | 3.20 |
| 10. | Moore, Mia - UAB | 30 | 83 | 2.77 |
| 11. | Parau, Irina - Tulane | 31 | 85 | 2.74 |
| 12. | Crawford, Delanie - Tulsa | 32 | 87 | 2.72 |
| 13. | Lawrence, Dazia - CLT | 31 | 83 | 2.68 |
| 14. | Hardaway, Ereauna - UNT | 31 | 82 | 2.65 |
| 15. | Cain, Ki'Ari - Mem | 30 | 74 | 2.47 |

AROUND THE AMERICAN



CONFERENCE INDIVIDUAL LEADERS CONT.



Free Throw Percentage (Minimum 2.5 FTM/G average)

| | Player | G | FTM | FTA | Pct. |
|-----|-----------------------------|----|-----|-----|------|
| 1. | Crawford, Delanie - Tulsa | 32 | 120 | 144 | .833 |
| 2. | Fisher, Malia - Rice | 25 | 70 | 86 | .814 |
| 3. | McNeal, Danae - ECU | 31 | 135 | 166 | .813 |
| 4. | Lawrence, Dazia - CLT | 31 | 136 | 170 | .800 |
| 5. | Moore, Mia - UAB | 30 | 123 | 155 | .794 |
| 6. | DeShields, Denim - UAB | 31 | 91 | 116 | .784 |
| 7. | Whittington, Kyren - Tulane | 26 | 83 | 107 | .776 |
| 8. | Kernal, DesiRay - UNT | 31 | 150 | 194 | .773 |
| 9. | Owens-Barnett, Jazzy - Rice | 28 | 81 | 106 | .764 |
| 10. | East, Tiarra - Temple | 28 | 71 | 94 | .755 |
| 11. | Embry, Chantae - SMU | 25 | 68 | 91 | .747 |
| 12. | Poindexter, Temira - Tulsa | 32 | 115 | 160 | .719 |
| 13. | Blow, Salese - WSU | 32 | 82 | 116 | .707 |
| 14. | Hueston, Tracey - CLT | 29 | 79 | 112 | .705 |
| 15. | Young, Tiara - SMU | 30 | 124 | 176 | .705 |

Steals

| | Player | G | No. | AVG |
|-----|-----------------------------|----|-----|------|
| 1. | McNeal, Danae - ECU | 31 | 104 | 3.35 |
| 2. | Whittington, Kyren - Tulane | 26 | 66 | 2.54 |
| 3. | Smith, Alasia - Mem | 30 | 66 | 2.20 |
| 4. | Smith, Imani - CLT | 25 | 47 | 1.88 |
| 5. | Griggs, Madison - Mem | 30 | 55 | 1.83 |
| 6. | Lawrence, Dazia - CLT | 31 | 55 | 1.77 |
| 7. | Fisher, Malia - Rice | 25 | 43 | 1.72 |
| 8. | East, Tiarra - Temple | 28 | 47 | 1.68 |
| 9. | Kernal, DesiRay - UNT | 31 | 48 | 1.55 |
| 10. | Moore, Mia - UAB | 30 | 45 | 1.50 |
| | Brown, Shelbee - Mem | 28 | 42 | 1.50 |
| 12. | Jackson, Destiny - Rice | 31 | 45 | 1.45 |
| | Ennis, Dominique - Rice | 31 | 45 | 1.45 |
| | Porter, Olivia - CLT | 31 | 45 | 1.45 |
| 15. | Bradley, Reagan - SMU | 30 | 43 | 1.43 |

3-Point FG Percentage (Minimum 2 3FG/G average)

| | Player | G | 3FG | 3FGA | Pct. |
|----|----------------------------|----|-----|------|------|
| 1. | Walsh, Maddie - UAB | 31 | 65 | 153 | .425 |
| 2. | Crawford, Delanie - Tulsa | 32 | 88 | 225 | .391 |
| 3. | Perry, Mya - FAU | 28 | 66 | 171 | .386 |
| 4. | Griggs, Madison - Mem | 30 | 92 | 252 | .365 |
| 5. | Bershers, Tracey - UAB | 28 | 62 | 171 | .363 |
| 6. | Galic, Marta - Tulane | 30 | 60 | 170 | .353 |
| 7. | Gary, Tarryonna - Temple | 29 | 61 | 175 | .349 |
| 8. | Blasigh, Vittoria - USF | 33 | 77 | 228 | .338 |
| 9. | Poindexter, Temira - Tulsa | 32 | 80 | 250 | .320 |

3-Point FG Made

| | Player | G | 3FG | Avg |
|-----|----------------------------|----|-----|------|
| 1. | Griggs, Madison - Mem | 30 | 92 | 3.07 |
| 2. | Crawford, Delanie - Tulsa | 32 | 88 | 2.75 |
| 3. | Poindexter, Temira - Tulsa | 32 | 80 | 2.50 |
| 4. | Perry, Mya - FAU | 28 | 66 | 2.36 |
| 5. | Blasigh, Vittoria - USF | 33 | 77 | 2.33 |
| 6. | Bershers, Tracey - UAB | 28 | 62 | 2.21 |
| 7. | Gary, Tarryonna - Temple | 29 | 61 | 2.10 |
| 8. | Walsh, Maddie - UAB | 31 | 65 | 2.10 |
| 9. | Galic, Marta - Tulane | 30 | 60 | 2.00 |
| 10. | Ennis, Dominique - Rice | 31 | 61 | 1.97 |
| 11. | Pratt, Hannah - Tulane | 31 | 58 | 1.87 |
| 12. | Elley, Ashton - UAB | 28 | 48 | 1.71 |
| 13. | Nelson, Aleah - Temple | 30 | 48 | 1.60 |
| 14. | Cartwright, Mady - Tulsa | 32 | 48 | 1.50 |
| | Zaph, Alexa - FAU | 26 | 39 | 1.50 |

AROUND THE AMERICAN



CONFERENCE INDIVIDUAL LEADERS CONT.



Blocked Shots

| | Player | G | No. | AVG |
|-----|----------------------------|----|-----|------|
| 1. | Abdur-Rahim, Amirah - SMU | 29 | 50 | 1.72 |
| 2. | Wyche, Tatyana - ECU | 28 | 45 | 1.61 |
| 3. | Coleman, Elyssa - UTSA | 29 | 44 | 1.52 |
| 4. | Periman, Hadley - Tulsa | 32 | 47 | 1.47 |
| 5. | Poindexter, Temira - Tulsa | 32 | 46 | 1.44 |
| 6. | Joyner, Amiya - ECU | 29 | 41 | 1.41 |
| 7. | Smith, Alasia - Mem | 30 | 38 | 1.27 |
| 8. | Lampkin, Tommisha - UNT | 31 | 36 | 1.16 |
| 9. | Tucker, Rayne - Temple | 30 | 32 | 1.07 |
| 10. | White, Kyra - UTSA | 30 | 31 | 1.03 |
| 11. | Piper, Ines - Temple | 30 | 29 | 0.97 |
| 12. | Hueston, Tracey - CLT | 29 | 28 | 0.97 |
| 13. | Green, Aliyah - Mem | 30 | 27 | 0.90 |
| 14. | Levy, Romi - USF | 33 | 29 | 0.88 |
| 15. | Parau, Irina - Tulane | 31 | 25 | 0.81 |

Assist/Turnover Ratio (Minimum 3 AST/G average)

| | Player | G | Ast. | T/O | Ratio |
|----|-------------------------|----|------|-----|-------|
| 1. | Wilson, Aerial - USF | 33 | 154 | 67 | 2.30 |
| 2. | Nelson, Aleah - Temple | 30 | 130 | 59 | 2.20 |
| 3. | Bradley, Reagan - SMU | 30 | 117 | 73 | 1.60 |
| 4. | Jackson, Destiny - Rice | 31 | 107 | 68 | 1.57 |
| 5. | Rainey, Kaylah - Tulane | 29 | 112 | 73 | 1.53 |
| 6. | White, Kyra - UTSA | 30 | 141 | 92 | 1.53 |
| 7. | DeShields, Denim - UAB | 31 | 166 | 117 | 1.42 |
| 8. | Porter, Olivia - CLT | 31 | 103 | 89 | 1.16 |
| 9. | Love, Sidney - UTSA | 30 | 96 | 91 | 1.05 |

Offensive Rebounds

| | Player | G | No. | AVG |
|-----|--------------------------------|----|-----|------|
| 1. | Abies, Daniela - WSU | 31 | 127 | 4.10 |
| 2. | Smith, Alasia - Mem | 30 | 115 | 3.83 |
| 3. | Tucker, Rayne - Temple | 30 | 112 | 3.73 |
| 4. | Joyner, Amiya - ECU | 29 | 108 | 3.72 |
| 5. | Lutje Schipholt, Evelien - USF | 33 | 121 | 3.67 |
| | Udo, Idara - UTSA | 30 | 110 | 3.67 |
| 7. | Lampkin, Tommisha - UNT | 31 | 100 | 3.23 |
| 8. | Wyche, Tatyana - ECU | 28 | 79 | 2.82 |
| 9. | Moore, Mia - UAB | 30 | 81 | 2.70 |
| 10. | Coleman, Elyssa - UTSA | 29 | 75 | 2.59 |
| 11. | Piper, Ines - Temple | 30 | 76 | 2.53 |
| 12. | Hanna, Dyllan - FAU | 30 | 75 | 2.50 |
| 13. | Rozentale, Janeta - FAU | 30 | 68 | 2.27 |
| 14. | Brown, Shelbee - Mem | 28 | 59 | 2.11 |
| 15. | Periman, Hadley - Tulsa | 32 | 67 | 2.09 |

Defensive Rebounds

| | Player | G | No. | AVG |
|-----|--------------------------------|----|-----|------|
| 1. | Kernal, DesiRay - UNT | 31 | 206 | 6.65 |
| 2. | Rozentale, Janeta - FAU | 30 | 199 | 6.63 |
| 3. | Joyner, Amiya - ECU | 29 | 180 | 6.21 |
| 4. | Moore, Mia - UAB | 30 | 186 | 6.20 |
| 5. | Abies, Daniela - WSU | 31 | 175 | 5.65 |
| 6. | Smith, Alasia - Mem | 30 | 169 | 5.63 |
| 7. | Fisher, Malia - Rice | 25 | 129 | 5.16 |
| 8. | Coleman, Elyssa - UTSA | 29 | 148 | 5.10 |
| 9. | Periman, Hadley - Tulsa | 32 | 160 | 5.00 |
| 10. | Poindexter, Temira - Tulsa | 32 | 148 | 4.63 |
| 11. | Abdur-Rahim, Amirah - SMU | 29 | 132 | 4.55 |
| 12. | Lampkin, Tommisha - UNT | 31 | 141 | 4.55 |
| 13. | Crawford, Delanie - Tulsa | 32 | 145 | 4.53 |
| 14. | Parau, Irina - Tulane | 31 | 139 | 4.48 |
| 15. | Lutje Schipholt, Evelien - USF | 33 | 147 | 4.45 |

AROUND THE AMERICAN



CONFERENCE INDIVIDUAL LEADERS CONT.



Minutes Played

| | Player | G | No. | AVG |
|-----|----------------------------|----|------|-------|
| 1. | Griggs, Madison - Mem | 30 | 1111 | 37.03 |
| 2. | Bradley, Reagan - SMU | 30 | 1046 | 34.87 |
| 3. | White, Kyra - UTSA | 30 | 1041 | 34.70 |
| 4. | McNeal, Danae - ECU | 31 | 1062 | 34.27 |
| 5. | Poindexter, Temira - Tulsa | 32 | 1095 | 34.21 |
| 6. | DeShields, Denim - UAB | 31 | 1034 | 33.37 |
| 7. | Moore, Mia - UAB | 30 | 999 | 33.29 |
| 8. | Lawrence, Dazia - CLT | 31 | 1022 | 32.98 |
| 9. | Young, Tiara - SMU | 30 | 971 | 32.35 |
| 10. | Rozentale, Janeta - FAU | 30 | 968 | 32.28 |
| 11. | Walsh, Maddie - UAB | 31 | 999 | 32.21 |
| 12. | Crawford, Delanie - Tulsa | 32 | 1030 | 32.20 |
| 13. | Nelson, Aleah - Temple | 30 | 953 | 31.77 |
| 14. | Galic, Marta - Tulane | 30 | 951 | 31.71 |
| 15. | Porter, Olivia - CLT | 31 | 972 | 31.37 |

Team Identification

| Team | Team ID |
|---------------|---------|
| Charlotte | CLT |
| East Carolina | ECU |
| Fla. Atlantic | FAU |
| Memphis | Mem |
| North Texas | UNT |
| Rice | Rice |
| SMU | SMU |
| South Fla. | USF |
| Temple | Temple |
| Tulane | Tulane |
| Tulsa | Tulsa |
| UAB | UAB |
| UTSA | UTSA |
| Wichita St. | WSU |

AROUND THE AMERICAN



CONFERENCE TEAM HIGHS



| | | | |
|------------------------------|-------|---------|--|
| POINTS | 117 | | North Texas vs North Texas-Dallas (11/06/2023) |
| | 109 | | Temple vs Delaware St. (11/06/2023) |
| FIELD GOALS MADE | 43 | | Temple vs Delaware St. (11/06/2023) |
| | 40 | | South Fla. vs Gardner-Webb (12/10/2023) |
| FIELD GOAL ATTEMPTS | 88 | | East Carolina at North Texas (02/27/2024) |
| | 86 | | Memphis at UAB (01/03/2024) |
| FIELD GOAL PERCENTAGE | .625 | (30-48) | SMU vs Memphis (02/03/2024) |
| | .608 | (31-51) | SMU vs Air Force (12/21/2023) |
| 3 PT FG MADE | 20 | | UAB at Tulane (02/07/2024) |
| | 14 | | Tulsa vs UAB (02/21/2024) |
| | 14 | | Tulsa vs Wichita St. (01/20/2024) |
| | 14 | | UAB at Charlotte (01/07/2024) |
| | 14 | | Tulane vs New Orleans (12/06/2023) |
| 3 PT FG ATTEMPTS | 35 | | Tulsa vs East Carolina (N) (03/11/2024) |
| | 35 | | Tulsa at Tulane (03/05/2024) |
| | 35 | | Tulsa at Wichita St. (02/17/2024) |
| | 35 | | Tulsa vs North Texas (02/04/2024) |
| | 35 | | UAB at Wichita St. (01/25/2024) |
| 3 PT FG PERCENTAGE | .667 | (6-9) | North Texas at South Fla. (01/20/2024) |
| | .636 | (7-11) | Rice at South Fla. (02/07/2024) |
| | .636 | (7-11) | SMU vs Alabama St. (11/11/2023) |
| FREE THROWS MADE | 40 | | SMU at Memphis (01/11/2024) |
| | 36 | | North Texas vs North Texas-Dallas (11/06/2023) |
| FREE THROW ATTEMPTS | 60 | | SMU at Memphis (01/11/2024) |
| | 49 | | North Texas vs North Texas-Dallas (11/06/2023) |
| FREE THROW PERCENTAGE | 1.000 | (9-9) | Tulane at Temple (02/19/2024) |
| | 1.000 | (5-5) | Tulane vs Memphis (02/24/2024) |
| | 1.000 | (2-2) | South Fla. vs Fla. Atlantic (02/17/2024) |
| | 1.000 | (2-2) | Tulane vs Rice (01/20/2024) |
| REBOUNDS | 57 | | UTSA at Oregon (12/17/2023) |
| | 57 | | Rice vs Houston Christian (11/06/2023) |
| ASSISTS | 27 | | Tulane vs New Orleans (12/06/2023) |
| | 26 | | South Fla. at East Carolina (02/21/2024) |
| | 26 | | UAB at Tulane (02/07/2024) |
| | 26 | | Temple vs Delaware St. (11/06/2023) |
| STEALS | 32 | | East Carolina vs USC Upstate (11/09/2023) |
| | 21 | | North Texas vs North Texas-Dallas (11/06/2023) |
| BLOCKED SHOTS | 14 | | East Carolina vs Memphis (N) (03/10/2024) |
| | 12 | | Tulsa at Temple (02/28/2024) |
| | 12 | | East Carolina vs Charlotte (02/10/2024) |
| TURNOVERS | 31 | | UTSA at Texas Tech (11/20/2023) |
| | 30 | | Charlotte vs West Virginia (N) (11/24/2023) |
| FOULS | 43 | | Memphis vs SMU (01/11/2024) |
| | 32 | | Temple vs Charlotte (01/21/2024) |
| | 32 | | SMU at Memphis (01/11/2024) |