

# WYOMING



## 2023-24 COWGIRL BASKETBALL

Twitter: @wyo\_wbb / @wyoathletics  
 Facebook: Facebook.com/wyowbb  
 Website: GoWYO.com

Media Contact: Kevin DeVries, Assistant Director  
 Cell: (641) 512-1847  
 Email: kdevrie3@uwyo.edu

### 2023-24 SCHEDULE

<b>November</b>		
<b>2</b>	<b>Western Colorado (EXH.)</b>	<b>W, 86-72</b>
<b>6</b>	<b>North Dakota</b>	<b>W, 77-60</b>
<b>10</b>	<b>Nebraska</b>	<b>L, 52-71</b>
14	at Denver	W, 58-41
18	at Gonzaga	L, 64-80
<b>21</b>	<b>Chadron State</b>	<b>W, 78-32</b>
<b>28</b>	<b>BYU</b>	<b>W, 86-74</b>

<b>December</b>		
3	at Oklahoma State	L, 62-78
<b>10</b>	<b>Creighton</b>	<b>L, 61-73</b>
17	at Montana State	L, 55-64
21	vs. Wright State#	W, 71-61
22	vs. Eastern Washington#	L, 43-62
<b>30</b>	<b>Boise State*</b>	<b>W, 61-47</b>

<b>January</b>		
3	at Utah State*	W, 54-48
6	at Air Force*	W, 68-51
<b>10</b>	<b>San Diego State*</b>	<b>W, 72-55</b>
17	at New Mexico*	L, 61-68
<b>20</b>	<b>Colorado State*</b>	<b>W, 67-63</b>
<b>24</b>	<b>Air Force*</b>	<b>W, 66-63</b>
27	at Fresno State*	W, 69-47
31	at UNLV*	L, 51-58

<b>February</b>		
<b>3</b>	<b>Nevada*</b>	<b>W, 59-52</b>
<b>7</b>	<b>Utah State*</b>	<b>W, 62-47</b>
10	at Boise State*	L, 42-56
17	at Colorado State*	L, 70-75
<b>21</b>	<b>UNLV*</b>	<b>L, 60-63 OT</b>
<b>24</b>	<b>New Mexico*</b>	<b>L, 58-59</b>
28	at San Jose State*	W, 88-73

<b>March</b>		
<b>2</b>	<b>Fresno State*</b>	<b>W, 62-51</b>
5	at San Diego State*	L, 55-58
11	Boise State^	L, 54-62
<b>24</b>	<b>UTSA\$</b>	<b>1 p.m.</b>

BOLD indicates a home game  
 \* indicates a Mountain West conference game  
 # indicates Las Vegas Holiday Hoops Classic  
 ^ indicates Mountain West Tournament game  
 \$ indicates WNIT game

### WYOMING COWGIRLS (16-14) vs. UTSA ROADRUNNERS (18-14)

March 24 | 1 p.m. (MT) | Arena-Auditorium (11,612)  
 1240 AM KFCB (Cheyenne)/1290 AM KOWB (Laramie) | Mountain West Network

### 2023-24 WYOMING COWGIRLS ROSTER

No.	Name	Pos.	Ht.	Yr.	Exp.	PPG	RPG	APG
1	Bailey Wilborn	G	5-8	Jr.	1L	0.0	0.6	0.1
2	Emily Mellema	G	5-11	Jr.	2L	9.0	3.1	2.9
3	Grace Moyers	G	5-8	So.	1L	0.6	0.1	0.3
5	Tess Barnes	G/F	6-2	Jr.	2L	9.6	3.8	1.7
10	Paula Salazar	F	6-3	Sr.	3L	2.0	0.5	0.0
11	Madi Symons	F	6-0	Fr.	HS	0.9	1.2	0.5
12	Malene Pedersen	G	5-11	So.	1L	10.7	3.4	2.1
14	Kati Ollilainen	G	5-9	Fr.	HS	2.8	1.1	1.2
15	Marta Savic	F	6-1	Sr.	3L	4.9	3.2	0.4
21	Maren McKenna	G	5-9	Fr.	HS	4.0	1.4	0.6
23	Joslin Igo	G	5-6	Jr.	TR	0.8	0.0	0.3
25	Mikyn Hamlin	G	5-8	Fr.	HS	0.0	0.0	0.0
30	Ola Ustowska	G	5-10	Sr.	3L	2.6	3.1	3.0
42	McKinley Dickerson	G	5-11	Sr.	3L	5.7	1.9	1.0
45	Allyson Fertig	C	6-4	Jr.	2L	13.7	8.2	1.0

**Head Coach:** Heather Ezell (Iowa State, '09), Second year as HC, Ninth year overall  
**Assoc. Head Coach:** Ryan Larsen (Minnesota State-Moorhead, '02), Second year as Assoc., Fifth year overall  
**Assistant Coaches:** Fallon Lewis (Wyoming, '14), Fifth year as Asst., Ninth year overall  
 Natalie Baker (Wyoming, '18), Second year as Asst., Second year overall  
 Cameron Tucker (Ball State, '07), First year  
**Director of Operations:** Monica Brooks (Colorado Mesa, '22), First year

### 2023-24 NOTES

- **Emily Mellema's** seven 3-pointers January 20 against Colorado State, are tied for the second-most 3-pointers made in a single game in program history.
- **Allyson Fertig** became the 28th member of the 1,000-Point Club in program history January 20 in Wyoming's 67-63 win over Colorado State.
- **Allyson Fertig** and **Emily Mellema** both received All-Mountain West honors this season. Fertig was named to the All-Mountain West Team for the second consecutive season while Mellema was selected to the All-Defensive Team.
- This will be the Cowgirls' 12th trip to the WNIT in program history. Wyoming is 20-10 all-time at the tournament and was the 2007 champion.
- This season, **Allyson Fertig** became the first Cowgirl since Hillary Carlson (2008-11) to reach the 100-block milestone in program history. In the November 10 loss to Nebraska, Fertig became the sixth Cowgirl to reach 100 career blocks. She now has 135 for her career and ranks fourth in program history.
- **Allyson Fertig** became the first Cowgirl since **McKinley Dickerson** in February of 2022 to score 30 points or more in a game. Fertig's 30 points in the contest against Creighton came on 13-of-19 shooting and is a career-high for the junior.
- **Emily Mellema** (25) and **Tess Barnes** (21) on February 17 at CSU, became the first Cowgirl teammates since March of 2022 (Alba Sanchez Ramos/Quinn Weidemann) to score 20-plus points in the same game.

## WYOMING QUICK FACTS

### COWGIRL QUICK FACTS

**Location:** Laramie, Wyoming  
**Founded:** 1886  
**Enrollment:** 11,100  
**Nickname:** Cowgirls  
**Colors:** Brown & Gold  
**Home Court:** Arena Auditorium (11,612)  
**Press Row Phone:** 307-766-2222  
**Affiliation:** NCAA Division I  
**Conference:** Mountain West  
**President:** Dr. Edward Seidel  
**Athletics Director:** Tom Burman (Wyoming, '88)  
**Faculty Representative:** Scott Chamberlin  
**Athletics Department Phone:** 307-766-2292  
**Ticket Office Phone:** 307-766-7220 or 877-996-3261

### BASKETBALL STAFF

**Head Coach:** Heather Ezell (Iowa State, '09)  
**Record at Wyoming:** 39-25  
**Career Record:** Same  
**Conf. Record at Wyoming:** 24-12  
**Conference Record:** Same  
**Assoc. Head Coach:** Ryan Larsen (Minnesota St-Moorhead, '02)  
**Assistant Coach:** Fallon Lewis (Wyoming, '14)  
**Assistant Coach:** Natalie Baker (Wyoming, '18)  
**Assistant Coach:** Cameron Tucker (Ball State, '07)  
**Director of Operations:** Monica Brooks (Colorado Mesa, '22)  
**Basketball Office Phone:** 307-766-3715  
**Best Time to Reach Coach Ezell:** Contact SID

### TEAM INFORMATION

**2022-23 Record:** 23-11 (.676)  
**2022-23 Conf. Record/Finish:** 13-5 (.722)/2nd  
**2022-23 Postseason:** Women's NIT Second Round  
**Letterwinners Returning/Lost:** 10/4  
**Starters Returning/Lost:** 2/3  
**Newcomers:** 5

### HISTORY

**First Year of Basketball:** 1973-74  
**All-Time Record/Years:** 792-666 (.543) (49 years)  
**All-Time MW Record:** 233-172 (.575) (24 years)  
**All-Time WAC Record:** 57-69 (.452) (Nine years)  
**NCAA Appearances Record:** Two/0-2  
**Last NCAA Appearance:** 2021  
**Result:** Lost in First Round to UCLA, 69-48  
**WNIT Appearances/Record:** 11/20-10  
**Last WNIT Appearance:** 2023  
**Result:** Lost at Kansas St. in the second round, 71-55 on 3/21/23

### MEDIA INFORMATION

**Associate AD for Media Relations:** Tim Harkins  
**Office Phone:** 307-766-2321  
**email:** tharkins@uwyo.edu  
**Asst. Director of Media Relations (WBB Contact):**  
Kevin DeVries  
**email:** kdevrie3@uwyo.edu  
**Cell Phone:** 641-512-1847  
**Fax Number:** 307-766-2346

### OFFICIAL WYOMING WEBSITE:

[www.gowyo.com](http://www.gowyo.com)

### OVERNIGHT ADDRESS

Athletics Media Relations Office  
16th and Gibbon Streets  
University of Wyoming  
Laramie, Wyoming 82071-3414

### MAILING ADDRESS

Department 3414  
1000 East University Avenue  
Laramie, Wyoming 82071-3414

## 2023-24 Wyoming Cowgirl Basketball

Welcome to the University of Wyoming and Cowgirl Basketball. The following information is presented to assist the working media in its coverage of the 2022-23 season. The Wyoming Media Relations Office will be available throughout the year to assist you.

### **CREDENTIAL REQUESTS**

Requests for the media area and photo credentials should be directed to Director of Media Relations Kevin DeVries and the University of Wyoming Media Relations Office. His number is 641-512-1847 (cell). Press-pass requests should be made at least 24 hours prior to game time. Credentials will either be mailed, or will be held at the Will Call Window, located at the northwest side of the Arena-Auditorium at the Athletics Ticket Office.

### **ARENA AUDITORIUM**

Wyoming's Arena Auditorium is located on Willett Drive in Laramie, just north of War Memorial Stadium and the Fieldhouse complex. Media parking is located to the south and west of the Double A, in the "S, Brown and Summit View" lots.

### **POST GAME PROCEDURES**

Postgame interviews with Head Coach Heather Ezell and select Cowgirl student-athletes will be conducted in the 7220 Room on the bottom floor of the Arena-Auditorium.

### **EZELL AND PLAYER INTERVIEWS**

All interview requests for Head Coach Heather Ezell or any student-athletes should be made through the UW Athletics Media and Public Relations Office, 307-766-2256, at least 24 hours in advance. Players are available as their class schedules, practices and meetings permit. Players will not be available until post-game on game days. Media members are also required to check with the Wyoming Media Relations Office prior to attending any Cowgirl practice session.

### **CONFERENCE CALL**

Heather Ezell will conduct a conference call every week during the season. Each Tuesday at 10:30 a.m., unless otherwise noted, Coach Ezell will hold her weekly zoom conference. The Wyoming Media Relations office will send out a weekly invite to the press conference.

### **COWGIRLS ON THE RADIO**

The University of Wyoming women's basketball team is excited to have its games broadcast during the 2022-23 year. In Laramie, the games can be heard on KOWB (1290). Check local listings for games carried in your area on one of the 25 Cowboy Sports Network affiliates. Games will begin with a 30-minute pre-game. Handling the play-by-play will be David Settle.

### **TICKET INFORMATION**

Season and single-game tickets can be purchased through the Wyoming Athletics Ticket Office at 307-766-7220, 877-WYO-FAN1 (877-996-3261) or online at [www.GOWYO.com](http://www.GOWYO.com).

### **MOUNTAIN WEST CONFERENCE MEDIA INFORMATION**

For any information concerning Mountain West Basketball, contact Theresa Kurtz, Associate Director of Strategic Communications. The MWC address is 10807 New Allegiance Drive, Suite 250, Colorado Springs, Colo. 80921. The MW telephone number is (719) 488-4040 or MW Basketball information is also available on the world wide web at <http://www.themw.com>.



## 2023-24 WYOMING COWGIRLS ROSTER BREAKDOWN

### 2023-24 UNIVERSITY OF WYOMING

Roster Breakdown (Total Players - 15)

2022-23 Stats Shown

#### STARTERS RETURNING (2)

No.	Name	Pos.	Ht.	Cl.	PPG	RPG	APG	SPG	BPG
12	Malene Pedersen%	G	5-11	So.	11.0	4.0	2.4	0.5	0.1
45	Allyson Fertig\$@	C	6-4	Jr.	13.3	8.7	0.8	0.7	2.0

#### STARTERS LOST (3)

No.	Name	Pos.	Ht.	Cl.	PPG	RPG	APG	SPG	BPG
4	Grace Ellis	F	6-0	Jr.	8.7	4.5	1.7	0.4	0.2
14	Quinn Weidemann\$*!^	G	5-9	Gr.	10.9	2.4	2.4	1.0	0.2
24	Tommi Olson*	G	5-6	Gr.	4.4	3.5	2.8	0.7	0.1

#### LETTERWINNERS RETURNING (10)

No.	Name	Pos.	Ht.	Cl.	PPG	RPG	APG	SPG	BPG
1	Bailey Wilborn	G	5-8	Jr.	1.8	0.3	0.1	0.1	0.0
2	Emily Mellema	G	5-11	Jr.	6.3	1.6	1.5	0.9	0.2
3	Grace Moyers	G	5-8	So.	0.9	0.4	0.0	0.2	0.0
5	Tess Barnes	G/F	6-2	Jr.	4.6	2.6	1.2	0.6	0.5
10	Paula Salazar	F	6-3	Sr.	1.4	1.5	0.0	0.1	0.3
12	Malene Pedersen%	G	5-11	So.	11.0	4.0	2.4	0.5	0.1
15	Marta Savic	F	6-1	Sr.	4.1	3.8	0.9	0.6	0.4
30	Ola Ustowska	G	5-10	Sr.	1.9	0.9	0.8	0.3	0.2
42	McKinley Dickerson#	G	5-11	Sr.	14.9	5.7	1.4	0.8	0.2
45	Allyson Fertig\$@	C	6-4	Jr.	13.3	8.7	0.8	0.7	2.0

#### LETTERWINNERS LOST (4)

No.	Name	Pos.	Ht.	Cl.	PPG	RPG	APG	SPG	BPG
4	Grace Ellis	F	6-0	Jr.	8.7	4.5	1.7	0.4	0.2
14	Quinn Weidemann\$*!^	G	5-9	Gr.	10.9	2.4	2.4	1.0	0.2
23	Lexi Bull	G/F	6-0	Jr.	0.5	0.8	0.5	0.0	0.0
24	Tommi Olson*	G	5-6	Gr.	4.4	3.5	2.8	0.7	0.1

#### NEWCOMERS (5)

No.	Name	Pos.	Ht.	Cl.	Hometown (Previous School)
11	Madi Symons	F	6-0	Fr.	Coeur d'Alene, Idaho (Coeur d'Alene HS)
14	Kati Ollilainen	G	5-9	Fr.	Helsinki, Finland (Helsinki Basketball Academy)
21	Maren McKenna	G	5-9	Fr.	Hyde Park, Utah (Green Canyon HS)
23	Joslin Igo	G	5-6	Jr.	Douglas, Wyo. (Casper CC)
25	Mikyn Hamlin	G	5-8	Fr.	Hugoton, Kan. (Hugoton HS)

\* - denotes 2020-21 Mountain West Tournament All-Tournament Team

^ - denotes 2020-21, 2021-22 & 2022-23 Mountain West All-Defensive Team

! - denotes 2020-21 Mountain West Tournament MVP

\$ - denotes 2022-23 All-Mountain West Team

% - denotes 2022-23 Mountain West Freshman of the Year

@ - denotes 2021-22 Mountain West Freshman of the Year

# - denotes 2021-22 All-Mountain West Team

Dickerson's stats are from the 2021-22 season

#### PRONUNCIATION GUIDE

Heather Ezell	(ee-ZELL)	Malene Pedersen	(Mah-LEAN-ah)
Mikyn Hamlin	(Mike-in)	Kati Ollilainen	(Cot-E) (oh-lee-line-in)
Joslin Igo	(I-go)	Marta Savic	(Saw-vich)
Emily Mellema	(Mel-he-muh)	Ola Ustowska	(Oh-luh Oo-stou-ska)

#### PLAYERS BY HEIGHT

6-4 (1)	Allyson Fertig
6-3 (1)	Paula Salazar
6-2 (1)	Tess Barnes
6-1 (1)	Marta Savic
6-0 (1)	Madi Symons
5-11 (3)	McKinley Dickerson, Emily Mellema, Malene Pedersen
5-10 (1)	Ola Ustowska
5-9 (2)	Maren McKenna, Kati Ollilainen
5-8 (3)	Mikyn Hamlin, Grace Moyers, Bailey Wilborn
5-6 (1)	Joslin Igo

#### COWGIRLS BY CLASS

##### Seniors (4)

McKinley Dickerson, G, 5-11

Paula Salazar, F, 6-3

Marta Savic, F, 6-1

Ola Ustowska, G, 5-10

##### Juniors (5)

Tess Barnes, F, 6-2

Allyson Fertig, C, 6-4

Joslin Igo, G, 5-6

Emily Mellema, G, 5-11

Bailey Wilborn, G, 5-8

##### Sophomores (2)

Grace Moyers, G, 5-8

Malene Pedersen, G, 5-11

##### Freshmen (4)

Mikyn Hamlin, G, 5-8

Maren McKenna, G, 5-9

Kati Ollilainen, G, 5-9

Madi Symons, F, 6-0

#### COWGIRLS BY POSITION

##### Guards (10)

McKinley Dickerson, Mikyn Hamlin, Joslin

Igo, Maren McKenna, Emily Mellema, Grace

Moyers, Kati Ollilainen, Malene Pedersen, Ola

Ustowska, Bailey Wilborn

##### Forwards (3)

Paula Salazar, Marta Savic, Madi Symons

##### Guard/Forwards (1)

Tess Barnes

##### Centers (1)

Allyson Fertig

#### COWGIRLS BY STATE/COUNTRY

##### Colorado (1)

Grace Moyers Erie

##### Idaho (1)

Madi Symons Coeur d'Alene

##### Kansas (2)

Mikyn Hamlin Hugoton

Bailey Wilborn Wichita

##### Utah (1)

Maren McKenna Hyde Park

##### Washington (1)

Emily Mellema Lynden

##### Wyoming (3)

McKinley Dickerson Lyman

Allyson Fertig Glendo

Joslin Igo Douglas

##### Australia (1)

Tess Barnes Gisborne

##### Croatia (1)

Marta Savic Zagreb

##### Denmark (1)

Malene Pedersen Aabyhoj

##### Finland (1)

Kati Ollilainen Helsinki

##### Poland (1)

Ola Ustowska Kartuzy

##### Spain (1)

Paula Salazar Barcelona

## 2023-24 MOUNTAIN WEST STANDINGS

Team	Conference			Overall			
	W	L	Pct.	W	L	Pct	Streak
UNLV	17	1	.944	30	2	.938	W15
New Mexico	12	6	.667	21	11	.656	L1
Wyoming	11	7	.611	16	14	.533	L2
Nevada	10	8	.556	16	16	.500	L1
Colorado State	10	8	.556	20	11	.645	L1
Boise State	10	8	.556	21	13	.618	L1
San Diego State	10	8	.556	22	13	.629	L1
Air Force	8	10	.444	15	17	.469	L1
Fresno State	7	11	.389	15	18	.455	L1
San José State	2	16	.111	7	24	.226	L2
Utah State	2	16	.111	5	25	.167	L4

## UPCOMING MW GAMES

- March 10**  
Mountain West Championship First Round
- March 11**  
Mountain West Championship Quarterfinals
- March 12**  
Mountain West Championship Semifinals
- March 13**  
Mountain West Championship Finals

## 2023-2024 MW PLAYERS OF THE WEEK

<p><b>Nov. 13</b> Player: Desi-Rae Young, UNLV Freshman: Tajia Sta. Maria, Fresno St.</p> <p><b>Nov. 20</b> Player: Charlotte Kohl, New Mexico Freshman: Jyah Lovett, San Jose St.</p> <p><b>Nov. 27</b> Player: McKenna Hofschild, Colo. State Freshman: Amarachi Kimpson, UNLV</p> <p><b>Dec. 4</b> Player: Kiara Jackson, UNLV Freshman: Kylee Fox, Fresno State</p> <p><b>Dec. 11</b> Player: Desi-Rae Young, UNLV Freshman: Tajia Sta. Maria, Fresno St.</p> <p><b>Dec. 18</b> Player: Adryana Quezada, SDSU Freshman: Izzy Sullivan, Nevada</p>	<p><b>Dec. 26</b> Player: Mia Jacobs, Fresno State Freshman: Paris Lauro, New Mexico</p> <p><b>Jan. 2</b> Player: Jada Lewis, San Diego State Freshman: Izzy Sullivan, Nevada</p> <p><b>Jan. 8</b> Player: Alyssa Brown, UNLV Freshman: Jyah Lovett, San Jose St.</p> <p><b>Jan. 15</b> Player: Desi-Rae Young, UNLV Freshman: Jyah Lovett, San Jose St.</p> <p><b>Jan. 22</b> Player: Aniyah Augmon, New Mexico Freshman: Izzy Sullivan, Nevada</p> <p><b>Jan. 29</b> Player: Nyah Wilson, New Mexico Freshman: Mia Davis, San Diego State</p>	<p><b>Feb. 5</b> Player: Tatum Thompson, Boise State Freshman: Keeleie O'Hollaren, Air Force</p> <p><b>Feb. 12</b> Player: Aniyah Augmon, New Mexico Freshman: Tajia Sta. Maria, Fresno St.</p> <p><b>Feb. 19</b> Player: Audrey Roden, Nevada Freshman: Izzy Sullivan, Nevada</p> <p><b>Feb. 26</b> Player: Desi-Rae Young, UNLV Freshman: Amarachi Kimpson, UNLV</p> <p><b>March 4</b> Player: Allyson Fertig, Wyoming Freshman: Keeleie O'Hollaren, AFA</p> <p><b>March 7</b> Player: Nyah Wilson, New Mexico Freshman: Amarachi Kimpson, UNLV</p>
---	---	---

## RECENT MW RESULTS

- Monday, March 11**  
Fresno State 35, UNLV 83  
Colorado State 65, Nevada 54  
San Diego State 67, New Mexico 56  
Boise State 62, Wyoming 54
- Tuesday, March 12**  
Colorado State 52, UNLV 62  
San Diego State 72, Boise State 69
- Wednesday, March 13**  
San Diego State 49, UNLV 66

## LAST TIME OUT

Boise State - 62															Wyoming - 54																															
Record: 21-12															Record: 16-14																															
NO.	Name	Min	FG	3P	FT	Rebounds	Fouls	TP	AS	TO	ST	Blocks	+	-	Shooting By Period																															
		MA	MA	MA	OR	DR	TOT	PF	FD			BS	BA																																	
23	Eldie Lalotte	F	21:15	1-5	0-0	1-2	2	5	7	3	2	3	4	0	1	0	1	4	1 <sup>st</sup> FG%	4-14	28.6%	3PT%	2-6	33.3%	FT%	2-4	50%																			
32	Natalie Pasco	F	26:50	4-10	2-4	0-0	0	1	1	0	10	0	1	0	0	0	12	2 <sup>nd</sup> FG%	7-17	41.2%	3PT%	1-3	33.3%	FT%	0-0	0%																				
33	Abby Muse	F	27:10	4-8	0-0	0-0	1	4	5	3	1	8	1	1	0	1	1	1	3 <sup>rd</sup> FG%	5-11	45.5%	3PT%	2-4	50.0%	FT%	1-2	50%																			
1	Mya Hansen	G	36:09	7-15	3-5	3-6	0	1	1	2	8	20	4	3	1	1	3	12	4 <sup>th</sup> FG%	8-15	53.3%	3PT%	3-4	75.0%	FT%	3-6	50%																			
12	Mary Kay Naro	G	34:40	3-5	1-3	0-0	0	2	2	1	1	7	3	0	0	1	0	3	GM FG%	24-57	42.1%	3PT%	8-17	47.1%	FT%	6-12	50.0%																			
22	Trista Hull	G	15:52	0-3	0-1	0-0	0	2	7	9	3	1	0	3	1	0	2	2	Dead Ball Rebounds: 6.0																											
0	Tatum Thompson		15:43	3-6	1-1	2-4	1	2	3	0	2	9	0	0	1	0	0	3																												
4	Dani Bayes		12:39	1-3	1-3	0-0	0	1	1	0	0	3	1	1	0	0	0	2																												
2	Linsay Lovrovich		09:42	1-2	0-0	0-0	0	0	0	0	0	2	0	0	0	0	1	1																												
<b>Team</b>																																														
<b>Totals</b>		24-57		8-17		6-12		9		25		34		12		15		62		16		9		4		5		8		8																
Technical Fouls: NONE																																														

LAS VEGAS, Nev. (March 11, 2024) – The Wyoming Cowgirl offense went cold at the worst time Monday night at the Mountain West Championship. The Cowgirls lost 62-54 in the quarterfinals to Boise State as the Broncos ended the game on a 15-4 run over the final five-plus minutes.

The action was fast-paced to open the game as the Cowgirls hit four of their first five shots. Boise State matched the offensive output however, as it led 10-8 at the media timeout. Out of the timeout, UW reclaimed the lead on an Emily Mellema 3-pointer. The Cowgirls continued their 9-0 run to push the lead to 17-10 with 1:51 left in the first, leading to a Bronco timeout. The rest of the frame saw as big as an eight-point advantage for Wyoming as it led 19-12 after one.

The second quarter started off as more of a defensive struggle as Boise cut the deficit to just four before a Tess Barnes 3-pointer became UW's first field goal of the quarter. The Cowgirl lead was 25-18 at the media. After the timeout, it was the Broncos' turn to make a run as they took a 27-25 lead with under two minutes left in the half. The rest of the half saw back-to-back layups from Wyoming give it a 29-27 lead going into the locker room.

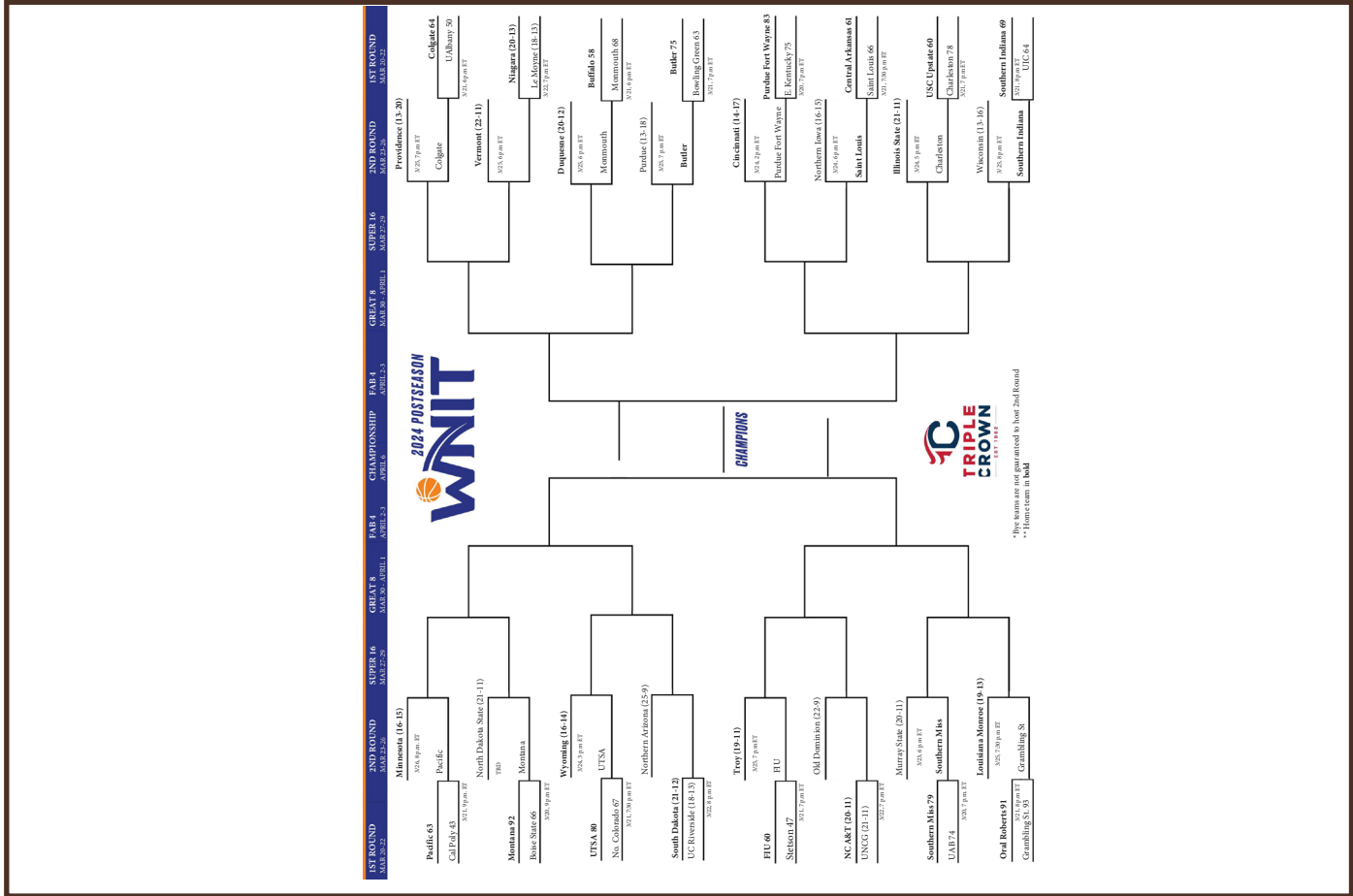
Allyson Fertig opened the second half with the first five points for the Cowgirls as they had an early 34-29 advantage. Wyoming led 39-31 at the media timeout. Following the media, Boise State again went on a run, controlling the end of the quarter. The Broncos went on a 9-2 run toward the end of the frame before a Malene Pedersen 3-pointer to beat the buzzer gave UW a 44-40 lead going to the fourth.

The fourth began with the two teams trading stops before the Broncos took their first lead of the second half with 6:31 remaining. The lead went right back to the Cowgirls on the next possession thanks to a Fertig layup. After a UW timeout with 5:48 left to play, it was Boise State's turn to go back in front just before the final media and it didn't trail again. The final 4:03 of the game saw the Broncos make a couple of big shots as the UW offense struggled down the stretch, allowing Boise to pull away in the waning moments.

The Cowgirls shot 42.3-percent overall for the game and were at 50-percent at one point Monday, before closing the contest making just 1-of-10 late. UW made just 4-of-16 from 3-point range while the Broncos made 8-of-17 from beyond-the-arc, including three during their late-game stretch. Boise shot 42.1-percent on the night.

Fertig finished the night one rebound shy of her fourth consecutive double-double as she had 16 points and nine rebounds. Fertig also tied the Mountain West Championship record for blocks in a game with seven in the loss. Pedersen was the other Cowgirl to finish in double figures as she closed with 13. Ola Ustowska logged a game-high five assists.

## 2024 WOMEN'S NIT BRACKET



## WNIT Tournament History

**2003**  
vs. Montana State  
at Colorado State

W 76-74 OT (3/21)  
L 64-73 (3/23)

**2006**  
vs. Oregon State  
vs. Nebraska

W 67-49 (3/18)  
L 67-72 (3/22)

**2007**  
vs. Nevada  
vs. Missouri  
vs. Oregon  
vs. South Dakota State  
vs. Kansas State  
vs. Wisconsin

W 84-56 (3/15)  
W 73-67 (3/18)  
W 64-62 (3/22)  
W 70-59 (3/25)  
W 89-79 3OT (3/28)  
W 72-56 (3/31)

**2010**  
vs. Nevada  
vs. Texas Tech  
vs. BYU

W 74-53 (3/19)  
W 68-57 OT (3/23)  
L 63-67

**2011**  
vs. Portland State  
vs. Oklahoma State  
vs. Colorado

W 79-44 (3/16)  
W 75-71 (3/21)  
L 58-70 (3/24)

**2013**  
vs. Northern Colorado

L 63-71 (3/21)

**2017**  
vs. Seattle  
vs. Washington State

W 68-52 (3/16)  
L 67-68 OT (3/18)

**2018**  
vs. New Mexico State  
vs. UC Davis

W 69-66 (3/15)  
L 64-74 (3/18)

**2019**  
vs. Northern Colorado  
vs. South Alabama  
vs. Pepperdine  
at Arizona

W 68-60 (3/21)  
W 78-71 (3/24)  
W 61-60 (3/28)  
L 45-67 (3/31)

**2022**  
vs. Idaho State  
vs. Tulsa  
vs. UCLA

W 76-73 OT (3/17)  
W 97-90 3OT (3/20)  
L 81-82 3OT (3/24)

**2023**  
vs. Texas A&M-Corpus Christi  
at Kansas State  
**Overall Record**

W 75-41 (3/17)  
L 55-71 (3/21)  
**20-10**



## 2023-24 NOTES

### ELITE COMPANY

**Allyson Fertig** became the 28th member of the 1,000-Point Club in program history in Wyoming's victory January 20 against Colorado State. Fertig became the 14th Cowgirl to reach 1,000 career points before her senior season. She also became the first Wyoming native since Kayla Woodward (2015) to reach the milestone.

### TRACKING DOWN A MILESTONE

**McKinley Dickerson** is nearing the exclusive 1,000-Point Club in program history. There are currently 28 members of the club in Cowgirl Basketball history. Dickerson is at 993 career points.

### ALL-MOUNTAIN WEST HONORS

**Allyson Fertig** and **Emily Mellema** both received All-Mountain West honors announced prior to the conference tournament. Fertig was named to the All-Mountain West Team for the second consecutive season, becoming the first Cowgirl since Liv Roberts in 2016-17 and 2017-18 to be named to the all-conference squad in consecutive seasons. Mellema, meanwhile, was named to the All-Defensive Team, marking the fourth-straight season a Cowgirl has been named to the team.

### PLAYER OF THE WEEK

**Allyson Fertig** earned her third career Mountain West Player of the Week and her first honor this season as she was named the league's player of the week March 4. Fertig recorded a pair of double-doubles in that week of play, as the Cowgirls went 2-0. Fertig averaged 18.5 points, 10 rebounds, 1.5 blocks and 1.5 steals per game while shooting 69-percent (9-13) from the field while also making 19-of-21 at the free-throw line.

### THREE-STRAIGHT DOUBLE-DOUBLES

Allyson Fertig recorded a double-double in three consecutive games (February 28-March 5) and four of five contests. In those three games, Fertig averaged 18.7 points and 10 rebounds per game while shooting 68-percent from the floor and 88-percent at the free-throw line. Fertig also has five blocks and four steals in those three games.

### SEASON-HIGHS

Wyoming set multiple season-highs in the February 28 win at San Jose State. The Cowgirls had a season-best in points (88), points in a half (51), points in a quarter (28), made 3-pointers (15), 3-point percentage (60-percent) and assists (24).

### SEASON-BEST

Wyoming scored a then-single quarter season-high of 27 points in the third quarter of its February 17 game at Colorado State. The Cowgirls shot 8-of-14 from the field in the quarter and made 6-of-7 from 3-point range. Tess Barnes and Emily Mellema combined for 22 of the Cowgirls' points in the frame. UW also had 27 points in the third quarter Feb. 24 against New Mexico. The Cowgirls shot 12-of-15 from the floor in the third in that contest.

### DYNAMIC DUO

**Tess Barnes** (21) and **Emily Mellema** (25) became the first pair of Wyoming teammates to score 20-or-more points in the same game since Alba Sanchez Ramos and Quinn Weidemann both scored 21 points in the Women's NIT contest against UCLA in March of 2022. Barnes and Mellema combined to 16-for-30 overall from the floor and hit 9-of-17 from beyond-the-arc.

### ROLE PLAYERS PROVIDE THE SPARK

In Wyoming's 59-52 win February 3 over Nevada, the Cowgirls got a spark from many different sources. The UW bench scored 20 points in the win, led by **Maren McKenna** and **Marta Savic's** eight and six, respectively. **Ola Ustowska**, meanwhile, hit the Cowgirls' lone 3-pointer of the game and had a steal and score layup that helped spark a run that put Wyoming up by 10 with a little over four minutes left to play.

### CAREER DAY FOR MELLEMA

**Emily Mellema** had a huge day in the Cowgirls' 67-63 win over CSU Jan. 20. Mellema set career-highs with 25 points, nine made field goals, seven made 3-pointers and six assists. The seven made 3-pointers are tied for the second-most in a single game in program history. She became the first Cowgirl to make seven 3-pointers in a game since Quinn Weidemann hit seven treys in 2019 against UNLV.

### STEPPING UP IN THE BORDER WAR

In two games this season against CSU, **Emily Mellema** is averaging 25 points per game on 17-of-37 shooting, including 11-for-24 from 3-point range. Mellema is also averaging five assists and a steal in the two games in 2024 against the Rams.

### OFFENSIVE EXECUTION

The Cowgirls shot a season-high 61.7-percent from the floor in their January 6 win at Air Force. Wyoming shot 29-of-47 from the floor and went 3-of-7 from 3-point range. UW, who shot 63-percent-or-better in three quarters against the Falcons, outscored AFA 50-20 in points in the paint and 14-3 in second-chance points.

### CAREER-HIGH FOR BARNES

**Tess Barnes** scored a career-high 19 points, hit a career-best seven field goals and set a new career-high with five made 3-pointers in Wyoming's December 21 win over Wright State. Barnes went 7-of-9 overall from the field and went 5-for-7 from beyond-the-arc. It marked the first time since March of 2022 that a Cowgirl made five-plus 3-pointers in a single game. Barnes also had five rebounds and a pair of

## 2023-24 MW RANKINGS

Category	TEAM		
	Stat	MW	NCAA
Free Throw %	.755	4th	53rd
Scoring Defense	59.7	3rd	70th
Field Goal %	.452	2nd	29th
3-Point FG %	.298	10th	221st
Rebounding Margin	2.6	3rd	112th
Scoring Margin	3.1	5th	141st
Field Goal % Def.	.407	6th	206th
3-Point FG Per Game	5.8	9th	179th
Assists Per Game	14.2	4th	108th
Scoring Offense	62.9	9th	217th
Asst/TO Ratio	1.04	3rd	74th
3-Point FG % Def.	.314	6th	209th
Rebounds Per Game	33.57	9th	293rd
Blocks Per Game	3.1	5th	158th
Turnover Margin	-2.00	9th	266th
Steals Per Game	5.8	10th	324th
Fouls Per Game	14.9	6th	64th
Bench Points Per Game	17.5	7th	172nd

### INDIVIDUALS

Tess Barnes			
Category	Stat	MW	NCAA
3-Pointers Per Game	1.93	7th	174th

Allyson Fertig			
Category	Stat	MW	NCAA
Blocks	45	4th	73rd
Blocks Per Game	1.5	2nd	68th
Field Goal Percentage	.599	1st	13th
Rebounds	245	4th	104th
Rebounds Per Game	8.2	4th	94th



## 2023-24 SUPERLATIVES

### Double-Digit Scoring

Tess Barnes - 11 times  
 McKinley Dickerson - 5 times  
 Allyson Fertig - 24 times  
 Maren McKenna - 1 time  
 Emily Mellema - 11 times  
 Kati Ollilainen - 2 times  
 Malene Pedersen - 19 times  
 Marta Savic - 3 times

### 20-Point Games

Tess Barnes - 2 times  
 Allyson Fertig - 4 times  
 Emily Mellema - 2 times

### 30-Point Games

Allyson Fertig - 1 time

### Wyoming Leading Scorer

Tess Barnes - 2 times  
 McKinley Dickerson - 2 times  
 Allyson Fertig - 14 times  
 Maren McKenna - 1 time  
 Emily Mellema - 6 times  
 Malene Pedersen - 7 times  
 Marta Savic - 1 time

### Wyoming Top Rebounder

Tess Barnes - 2 times  
 Allyson Fertig - 24 times  
 Maren McKenna - 1 time  
 Malene Pedersen - 2 times  
 Marta Savic - 4 times  
 Ola Ustowska - 3 times

### Wyoming Top Assister

Tess Barnes - 4 times  
 McKinley Dickerson - 2 times  
 Allyson Fertig - 2 times  
 Emily Mellema - 15 times  
 Grace Moyers - 1 time  
 Kati Ollilainen - 2 times  
 Malene Pedersen - 5 times  
 Ola Ustowska - 14 times

### Wyoming Top Shot Blocker

Tess Barnes - 9 times  
 McKinley Dickerson - 1 time  
 Allyson Fertig - 19 times  
 Emily Mellema - 5 times  
 Malene Pedersen - 1 time  
 Marta Savic - 3 times  
 Madi Symons - 2 times  
 Ola Ustowska - 2 times

### Wyoming Top Stealer

Tess Barnes - 6 times  
 McKinley Dickerson - 5 times  
 Allyson Fertig - 8 times  
 Maren McKenna - 2 times  
 Emily Mellema - 14 times  
 Kati Ollilainen - 4 times  
 Malene Pedersen - 10 times  
 Marta Savic - 5 times  
 Madi Symons - 2 times  
 Ola Ustowska - 8 times

### 20-Plus Minutes

Tess Barnes - 28 times  
 McKinley Dickerson - 8 times  
 Allyson Fertig - 27 times  
 Maren McKenna - 3 times  
 Emily Mellema - 27 times  
 Kati Ollilainen - 6 times  
 Malene Pedersen - 29 times  
 Marta Savic - 1 time  
 Madi Symons - 1 time  
 Ola Ustowska - 26 times

### 30-Plus Minutes

Tess Barnes - 15 times  
 Allyson Fertig - 6 times  
 Emily Mellema - 16 times  
 Malene Pedersen - 18 times  
 Ola Ustowska - 6 times

### 40-Plus Minutes

Allyson Fertig - 1 time

## 2023-24 NOTES

### WHAT RETURNS IN 2023-24

Stat	Returning and Leader	Lost and Leader
Mins	4,039 (58.9%) Malene Pedersen - 981	2,813 (41.1%) Quinn Weidemann - 1,049
Points	1,434 (64.3%) Allyson Fertig - 452	795 (35.7%) Quinn Weidemann - 348
Rebs	867 (71.1%) Allyson Fertig - 296	352 (28.9%) Grace Ellis - 153
Assists	264 (53.3%) Malene Pedersen - 81	231 (46.7%) Tommi Olson - 94
Steals	125 (63.1%) Emily Mellema - 31	73 (36.9%) Quinn Weidemann - 33
Blocks	115 (89.1%) Allyson Fertig - 69	14 (10.9%) Two with - 6
FGs	536 (65.4%) Allyson Fertig - 187	284 (34.6%) Quinn Weidemann - 117
3FGs	100 (46.9%) Tess Barnes - 33	113 (53.1%) Quinn Weidemann - 53
FTs	262 (69.7%) Malene Pedersen - 82	114 (30.3%) Quinn Weidemann - 61

blocks in the victory.

### FERTIG NETS CAREER-HIGH

**Allyson Fertig** shot 13-of-19 from the field on her way to a career-high 30-point day in Wyoming's loss to Creighton December 10. It was the seventh time in 2023-24 that Fertig has scored in double figures as she became the first Cowgirl this season to score not only 20-or-more points in a game, but also score 30-plus.

### PICKED UP WHERE SHE LEFT OFF

Although it's taken her a bit of time to get back to her old form, **McKinley Dickerson** picked up where she left off two seasons ago when the lights of conference play turned on. Dickerson, who was third in the league in scoring in 2021-22, scored 16 points off the bench in Wyoming's December 30 win over Boise State. Dickerson, who also grabbed five rebounds and had a pair of assists, went 6-of-12 from the floor and made 2-of-5 from 3-point range.

### FINDING HER RHYTHM

**Emily Mellema** had arguably to that point of the season, her best game in Wyoming's January 6 win at Air Force. Mellema scored a then-season-high 17 points in the victory and shot 7-of-13 from the field while recording four assists and

three steals. In six games during league play in 2023-24, Mellema is averaging 12.2 points, 3.7 rebounds, 3.2 assists and nearly a steal per game. Mellema is shooting 47.5-percent from the field and is 11-for-27 from 3-point range thus far in MW play.

### McKENNA'S BIG DAY

**Maren McKenna** had a big offensive game off the bench in the Cowgirls December 3 loss at Oklahoma State. McKenna scored a game- and career-high 15 points on 4-of-5 shooting from 3-point range in the contest. McKenna also added a block and three steals against Oklahoma State.

### RETURN OF THE McK(INLEY)

**McKinley Dickerson** came up big in Wyoming's 86-74 win over BYU November 28. Dickerson, who was away from the team on a mission trip in 2022-23, returned to her old form in the victory over the Cougars with 17 points on 6-of-11 shooting. Dickerson scored nine points in the final 3:49 of the contest and helped spark the Cowgirls' 23-10 run to close the game out for UW.

### CAREER DAY

**Marta Savic** had a big game November 21 in the win over Chadron State. The senior recorded her first-career double-double and scored a career-high off the bench in the 78-32 win. Savic scored 16 points on 7-of-11 shooting and grabbed a game-high 11 rebounds in the contest.

### NEW ROLES

**Tess Barnes** and **Emily Mellema** are stalwarts in the starting lineup this season for the first time in their careers. Barnes is averaging 9.6 points, 3.8 rebounds, has 52 assists this season and a team-high 58 made 3-pointers this season. Mellema, meanwhile, is averaging nine points and has 87 assists and team-leading 41 steals thus far on the year.

### DOMINANT INSIDE

Wyoming scored 54 points in the paint in the November 21 victory against Chadron State. The Cowgirls' first 24 points, that didn't come at the free-throw line, came in the paint in the contest. Overall, UW scored 54 points in the paint, its most points inside since scoring 56 points in the paint January of 2015 in a win over San Jose State.

### CLEAR THE BENCH

All 15 Cowgirls played in the win over Chadron State. **Joslin Igo** scored her first-career points in the contest while **Paula Salazar** got the first four of her season. In total, 12 Cowgirls scored in the victory.

### 100

In the loss to Nebraska November 10, **Allyson Fertig** became the sixth Cowgirl in program history to record her 100th career block. Fertig is currently fourth all-time in career blocks and was the first Cowgirl since Hillary Carlson (2008-11), to reach the milestone.

### DEFENSIVE STALWART



## 2023-24 NOTES

In the November 14 win at Denver, **Allyson Fertig** was all over defensively for the Cowgirls. Fertig notched a then-season-high four blocks in the victory and also had a steal. As a team, UW held the Pioneers to just 41 points and under 30-percent shooting from the floor.

### COWGIRL DEBUTS

A trio of Cowgirls made their debuts in the Brown & Gold in the November 6 opener against North Dakota. **Maren McKenna**, **Kati Ollilainen** and **Madi Symons** all played against the Fighting Hawks. Ollilainen had a big impact off the bench in the contest, scoring 14 points and making a pair of 3-pointers. McKenna recorded a rebound in the contest while Symons made her only field goal attempt and also grabbed three rebounds.

### STRONG DOWN THE STRETCH

Wyoming outscored North Dakota 20-7 in the fourth quarter of its November 6 win, turning a four-point lead heading into the quarter, into a 17-point final margin of victory. The Cowgirls went 6-of-13 from the floor in the final 10 minutes and went a perfect 8-for-8 from the free-throw line. UND, meanwhile, went just 3-of-16 shooting in the fourth and closed the game missing nine of its final 10 shots.

### STRONG DOWN THE STRETCH X2

After falling behind to BYU, 64-63 in the fourth, the Cowgirls went on a 15-2 run to take a 78-66 lead with under a minute left to play and closed the final 3:49 of the win on a 23-10 run extended run in an 86-74 win.

### STRONG DOWN THE STRETCH X3

Wyoming outscored Fresno State 14-8 in the fourth quarter of its March 2 win. The Cowgirls held the Bulldogs to just 3-of-13 shooting in the game's final 10 minutes and also forced half of Fresno's turnovers for the game, with five miscues in the fourth.

### FIRST-CAREER START

**Emily Mellema** logged the first start of her career against North Dakota. The junior scored 10 points and led the Cowgirls with three steals in the win in the 65th game of her career with UW.

### IN THE RECORD BOOK

**McKinley Dickerson** is for 16th in program history with 120 career made 3-pointers. Dickerson's 353 career 3-point attempts ranks 17th all-time. She also ranks 15th all-time with a 76.7-percent career free-throw percentage.

Dickerson's 33 points February 14, 2022 at San Jose State are tied for the seventh-most in a single game in program history. Her 13 made field goals in that contest are tied for sixth-best all-time.

**Allyson Fertig's** 29 career double-doubles are seventh in program history. Fertig's 142 career blocks are fourth all-time. Fertig is also ninth in UW history with 801 career rebounds. Her 482 career made field goals rank 15th all-time. The 1,177 career points from Fertig are 20th. Her seven blocks March 11, 2024 against Boise State are tied for the sixth-most in a single game all-time.

**Emily Mellema's** seven made 3-pointers January 20 against Colorado State are tied for the second-most in a single game in program history.

### CURRENT ACTIVE LEADERS

**McKinley Dickerson** is the current active leader in made 3-pointers with 120 and games played with 109. Dickerson's 165 free throws and 993 career points are second-best amongst active Cowgirls. **Allyson Fertig** is first in points (1,177) and is the active leader in rebounds (801), field goals (482) and blocks (142). **Emily Mellema** has a team-best 181 career assists and 84 career steals.

## INDIVIDUAL COWGIRL SEASON HIGHS

### POINTS

30 - Allyson Fertig vs. Creighton (12/10/23)  
25 - Emily Mellema at Colorado State (2/17/24)  
25 - Emily Mellema vs. Colorado State (1/20/24)  
24 - Allyson Fertig vs. Fresno State (3/2/24)

### MADE FIELD GOALS

13 - Allyson Fertig vs. Creighton (12/10/23)  
10 - Allyson Fertig vs. Air Force (1/24/24)

### MADE THREE-POINT FIELD GOALS

7 - Emily Mellema vs. Colorado State (1/20/24)  
5 - 4x  
4 - 4x

### MADE FREE THROWS

11 - Malene Pedersen vs. Air Force (1/24/24)  
10 - Allyson Fertig vs. Fresno State (3/2/24)

### REBOUNDS

12 - Allyson Fertig vs. UNLV (2/21/24)  
12 - Allyson Fertig at Fresno State (1/27/24)  
12 - Allyson Fertig vs. Creighton (12/10/23)

### ASSISTS

7 - Ola Ustowska vs. Air Force (1/24/24)  
7 - Tess Barnes vs. North Dakota (11/6/23)  
6 - 4x

### STEALS

5 - Emily Mellema vs. Air Force (1/24/24)

### BLOCKS

7 - Allyson Fertig vs. Boise State (3/11/24)  
5 - Allyson Fertig at Montana State (12/17/23)

### TURNOVERS

7 - 1x

## THE LAST TIME...

### WYOMING:

#### Beat an opponent by 20-29:

at Fresno State (69-47) on 1/27/24

#### Beat an opponent by 30-39:

vs. Chadron State (78-32) on 11/21/23

#### Beat an opponent by 40-49:

vs. Chadron State (78-32) on 11/21/23

#### Beat an opponent by 50+:

vs. N.M. Highlands (80-24) on 12/5/22

#### Scored 90+:

vs Tulsa (97-90) on 3/20/22

#### Scored 100+:

vs Western State (104) on 11/17/14

#### Made 35+ field goals:

vs Mississippi Valley State (40) on 12/12/19

#### Attempted 70+ field goals:

vs Tulsa (78) on 3/20/22

#### Made 15+ 3-pointers:

at San Jose State (15) on 2/28/24

#### Made 20+ Free Throws:

vs. San Jose State (24) on 3/6/23

#### Had 15+ steals:

vs Mississippi Valley State (15) on 12/12/19

#### Had 10+ blocks:

vs. Utah State (10) on 2/9/23

#### Had 25+ assists:

vs Mississippi Valley State (26) on 12/12/19

#### Had 50+ rebounds:

vs. Colorado State (50) on 3/7/23

#### Had 15+ turnovers:

vs. Boise State (15) on 3/11/24

#### Had two players record a double-double:

Allyson Fertig (15-15) and Grace Ellis (10-12) vs. Colorado State on 3/7/23

#### Had two players score 20+ points:

Emily Mellema (25) and Tess Barnes (21) at Colorado State on 2/17/24

#### Had five or more score in double-figures:

Taylor Rusk (15), Jaeden Vaifanua (15), Tereza Vitulova (12), Alba Sanchez Ramos (10), Quinn Weidemann (10) vs Utah State on 2/19/20

### A WYOMING PLAYER:

#### Scored 20+ points:

Allyson Fertig (24) vs. Fresno St. (3/2/24)

#### Scored 30+ points:

Allyson Fertig (30) vs. Creighton (12/10/23)

#### Non-starter scored 20+ points:

McKinley Bradshaw vs. Utah State (2/13/21)

#### Recorded 15+ rebounds:

Allyson Fertig (15) vs. Colorado State (3/7/23)

#### Recorded 20+ rebounds:

Allyson Fertig (21) vs Denver (11/18/22)

#### Recorded 10+ assists:

Tommi Olson (10) vs Utah State (2/19/20)

#### Recorded 15+ assists:

Lisa Daniels (15) vs Portland State (1/8/88)

#### Recorded 5+ blocks:

Allyson Fertig (7) vs. Boise State (3/11/24)

#### Recorded 5+ steals:

Emily Mellema (5) vs. Air Force (1/24/24)

#### Made 10+ field goals:

Allyson Fertig (10) vs. Air Force (1/24/24)

#### Made 15+ field goals:

Cristine Fairless (16) vs SW Texas on 1/9/89

#### Made 5+ 3-pointers:

Tess Barnes (5) at San Jose State on 2/28/24

#### Made 8+ 3-pointers:

Marta Gomez (8) vs Cal State Fullerton on 11/24/15

#### Made 10+ free throws:

Malene Pedersen (11) vs. Air Force (1/24/24)

#### Played 40+ minutes:

Allyson Fertig vs. UNLV (2/21/24)

#### Recorded back-to-back double-doubles:

Allyson Fertig (24-10 and 19-10) vs. Fresno State (3/2/24) and at San Diego State (3/5/24)

#### Recorded a triple-double:

Jade Kennedy (17-11-11) vs Colorado State (1/5/11)



## SCOUTING THE OPPONENT - UTSA

### SCOUTING UTSA

UTSA, who finished fourth this season in the American Athletic Conference, are led by Jordyn Jenkins' 16.1 points per game. Jenkins, who is second on the team averaging seven rebounds per game, has missed much of the year for the Roadrunners, but has played in the last 11 contests. Elyssa Coleman and Kyra White also average in double figures, scoring 10.6 and 10.2 points per game, respectively. Coleman leads the team in rebounding with 7.4 a contest and has 45 blocks this season. Meanwhile, White's 158 assists (4.9 APG) are a team best.

The Roadrunners, who are 7-9 in road contests this season, are averaging 64.6 points per game while allowing just under 63 a contest. UTSA is shooting 39.7-percent overall from the field as a squad and 29-percent from 3-point range. Opponents are shooting just 36-percent this season against the Roadrunners and hitting 29.4-percent from beyond-the-arc. UTSA has a plus-8.5 rebounding advantage this season. The Roadrunners commit more than three turnovers per game more than their opponents in 2023-24 and shoot just 65-percent as a team at the free-throw line.

### LAST TIME AGAINST UTSA

Wyoming earned a 68-59 victory on the road against UTSA back in January of 1990.

### SERIES HISTORY AGAINST UTSA

The Cowgirls are 2-0 all-time against the Roadrunners, after winning both games of a home-and-home series with UTSA dating back to 1989 and '90.

### STAT COMPARISON

WYOMING	STAT	UTSA
62.9	Points Scored	64.6
59.7	Points Allowed	62.9
3.2	Scoring Margin	1.7
.453	FG %	.397
.407	Def. FG %	.360
.298	3-PT %	.291
.314	3-PT Def. %	.294
.755	Free Throw %	.651
7.8	Off. Rebs	16.0
33.6	Total Rebs.	44.8
2.7	Reb. Margin	8.5
14.2	Assists	13.7
13.7	Turnovers	17.3
5.8	Steals	6.6
3.1	Blocks	4.7
14.9	Fouls	19.4

### TEAM LEADERS

WYOMING	STAT	UTSA
Fertig (13.7)	Pts	Jenkins (16.1)
Fertig (8.2)	Rebs	Coleman (7.4)
Ustowska (3.0)	Asst	White (4.9)
Mellema (1.4)	Stl	Love (1.3)
Fertig (1.5)	Blk	Coleman (1.5)

### SERIES HISTORY VS UTSA

Date	Score	Site
1/12/89	W 70-67	H
1/13/90	W 68-59	A

### Stats for Returning Players UTSA

Player	G/GS	FG-FGA	PCT	3FG-3FGA	PCT	FTM-FTA	PCT	Reb/RPG	Asst/APG	TO/TPG	BLK/BPG	STL/SPG	PTS/PPG
N/A													



## CAREER RECORDS WATCH

(next closest Cowgirl listed if none are on the main list)

### Points

1. 1933 Christine Fairless, 1985-89
2. 1842 Michele Hoppes, 1984-87
3. 1782 Amy Burnett, 1992-95
4. 1769 Kayla Woodward, 2012-15
5. 1746 Hanna Zavec, 2005-08
6. 1692 Carrie Bacon, 1999-2003
7. 1654 Aubrey Vandiver, 2007-11
8. 1578 Rita Makovicka, 1980-83
9. 1526 Marie Kauffman, 1989-92
10. 1521 Lori Kline, 1979-82
11. 1485 Hillary Carlson, 2008-11
12. 1461 Quinn Weidemann, 2018-23
13. 1425 Ashley Elliott, 2002-05
14. 1424 Kaitlyn Mileto, 2012-15
15. 1402 Marta Gomez, 2016-19
16. 1337 Marquelle Dent, 2013-16
17. 1278 Courtney Stapp, 1995-98
18. 1252 Chandra Sewell, 2010-13
19. 1201 Liv Roberts, 2015-18
20. **1177 Allyson Fertig, 2021-present**
21. 1152 Jodi Bolerjack, 2005-08
22. 1142 Taylor Rusk, 2017-20
23. 1046 Linda Gilpin, 1976-79
24. 1044 Ann McColl, 2000-2003
25. 1036 Jesseca Cross, 1993-97
- 993 **McKinley Dickerson 2019-pres.**

### Field Goals

1. 865 Christine Fairless, 1985-89
2. 760 Michele Hoppes, 1984-87
3. 648 Kayla Woodward, 2012-15
4. 642 Rita Makovicka, 1980-83
5. 632 Marie Kauffman, 1989-92
- 632 Carrie Bacon, 1999-2003
7. 625 Lori Kline, 1979-82
8. 611 Aubrey Vandiver, 2007-11
9. 564 Hanna Zavec, 2005-08
10. 551 Amy Burnett, 1992-95
11. 508 Hillary Carlson, 2008-11
12. 494 Marta Gomez, 2018-19
- 494 Quinn Weidemann, 2018-23
14. 489 Kaitlyn Mileto, 2012-15
15. **482 Allyson Fertig, 2021-present**
16. 477 Marquelle Dent, 2013-16
17. 465 Chandra Sewell, 2010-13
18. 454 Ashley Elliott, 2002-05
19. 444 Courtney Stapp, 1995-98
20. 436 Taylor Rusk, 2017-20
21. 424 Linda Gilpin, 1976-79
22. 408 Liv Roberts, 2015-18
23. 407 Jessica Thompson, 1994-97
24. 405 Yvette Plumlee, 1987-91
25. 398 Jesseca Cross, 1994-97
26. 396 Kim Buston, 1987-90

### Field Goal Attempts

1. 1681 Michele Hoppes, 1984-87
2. 1668 Christine Fairless, 1985-89
3. 1557 Kayla Woodward, 2012-15
4. 1496 Lori Kline, 1979-82
5. 1398 Carrie Bacon, 1999-2003
6. 1385 Hanna Zavec, 2005-08
7. 1329 Aubrey Vandiver, 2007-11
8. 1312 Kaitlyn Mileto, 2012-15
9. 1238 Ashley Elliott, 2002-05
10. 1233 Quinn Weidemann, 2018-23
11. 1205 Marie Kauffman 1989-92
12. 1199 Rita Makovicka, 1980-83
13. 1182 Marquelle Dent, 2013-16
14. 1169 Courtney Stapp, 1995-98
15. 1154 Dale Ann Meeker, 1977-79
16. 1058 Marta Gomez, 2016-19
17. 1042 Hillary Carlson, 2008-11
18. 1034 Jesseca Cross, 1994-97
19. 983 Kim Buston, 1987-90
20. 977 Chandra Sewell, 2010-13
21. 968 Shelby Hoffman, 1998-01
22. 964 Taylor Rusk, 2017-20
23. 961 Linda Gilpin, 1976-79
24. 948 Amy Burnett, 1992-95
25. 942 Lisa Hynes, 1980-83
- 878 **McKinley Dickerson 2019-pres.**

### Free Throws

1. 597 Amy Burnett, 1992-95
2. 472 Hanna Zavec, 2005-08
3. 404 Hillary Carlson, 2008-11
4. 390 Carrie Bacon, 1999-2003
5. 318 Michele Hoppes, 1984-87
- 318 Chandra Sewell, 2010-13
7. 312 Ashley Elliott, 2002-05
8. 311 Marquelle Dent, 2013-16
9. 297 Ann McColl, 2000-2003
10. 293 Rita Makovicka, 1980-83
11. 285 Bailee Cotton, 2015-19
12. 275 Liv Roberts, 2015-2018
- 275 Aubrey Vandiver, 2007-11
14. 271 Lori Kline, 1979-82
15. 262 Jodi Bolerjack, 2005-08
16. 261 Marie Kauffman, 1989-92
17. 236 Brenda Pickup, 2001-04
18. 231 Kayla Woodward, 2012-15
19. 222 Quinn Weidemann, 2018-23
20. 221 Darci Arsene, 2000-2003
21. 220 Rebecca Tomlin, 1996-99
22. 214 Megan McGuffey, 2006-09
- 23 **211 Allyson Fertig 2021-present**
24. 207 Courtney Stapp, 1995-98
25. 199 Yvette Plumlee, 1987-91
26. 198 Linda Gilpin, 1976-79
- 165 **McKinley Dickerson 2019-pres.**

### Free Throw Attempts

1. 714 Amy Burnett, 1992-95
2. 670 Hanna Zavec, 2005-08
3. 519 Carrie Bacon, 1999-2003
4. 510 Hillary Carlson, 2008-11
5. 462 Michele Hoppes, 1984-87
6. 458 Lori Kline, 1979-82
7. 446 Marquelle Dent, 2013-16
8. 440 Chandra Sewell, 2010-13
9. 431 Rita Makovicka, 1980-83
10. 410 Aubrey Vandiver, 2007-11
11. 399 Bailee Cotton, 2015-19
12. 394 Marie Kauffman, 1989-92
13. 388 Ann McColl, 2000-2003
14. 377 Ashley Elliott, 2002-05
15. 362 Rosann Wisroth, 1977-79
16. 351 Linda Gilpin, 1976-79
17. 349 Rebecca Tomlin, 1996-99
18. 348 Liv Roberts, 2015-18
19. 337 Brenda Pickup, 2001-04
20. 320 Sharon Harp Guthrie, 1983-86
21. 319 Yvette Plumlee, 1987-91
22. 317 Jodi Bolerjack, 2005-08
23. **306 Allyson Fertig, 2021-present**
- 306 Megan McGuffey, 2006-09
25. 300 Darci Arsene, 2000-03

### Three-Point Field Goals

1. 285 Kaitlyn Mileto, 2012-15
2. 253 Marta Gomez, 2016-19
3. 251 Quinn Weidemann, 2018-23
4. 242 Kayla Woodward, 2012-15
5. 215 Shelby Hoffman, 1998-01
6. 205 Ashley Elliott, 2002-05
7. 200 Jodi Bolerjack, 2005-08
8. 184 Taylor Rusk, 2017-20
9. 183 Courtney Stapp, 1995-98
10. 157 Aubrey Vandiver, 2007-11
11. 154 Justyna Podziemska, 2007-08
12. 146 Hanna Zavec, 2005-08
13. 127 Jade Kennedy, 2008-11
14. 125 Jesseca Cross, 1994-97
- 125 Carly Stucky, 2000-2002
16. **120 McKinley Dickerson 2019-pres.**
17. 119 Kristen Scheffler, 2009-11
18. 110 Liv Roberts, 2015-18
19. 109 Natalie Baker, 2015-18
20. 94 Krista Treide, 1988-91
21. 93 Ashley Sickles, 2009-13
22. 89 Alba Sanchez Ramos, 2018-22
23. 86 Megan McGuffey, 2006-09
24. 83 Amy Burnett, 1992-95
25. 78 Erin Hicks, 2005-2006

### Three-Point Field Goal Attempts

1. 743 Kaitlyn Mileto, 2012-15
2. 658 Shelby Hoffman, 1998-01
3. 642 Kayla Woodward, 2012-15
4. 632 Quinn Weidemann, 2018-23
5. 584 Ashley Elliott, 2002-05
6. 579 Marta Gomez, 2016-19
7. 528 Jodi Bolerjack, 2005-08
8. 525 Courtney Stapp, 1995-98
9. 463 Taylor Rusk, 2017-20
10. 447 Aubrey Vandiver, 2007-11
11. 443 Hanna Zavec, 2005-08
12. 438 Justyna Podziemska, 2007-08
13. 418 Jesseca Cross, 1994-97
14. 364 Carly Stucky, 2000-2002
15. 358 Kristen Scheffler, 2009-11
16. 357 Natalie Baker, 2015-18
17. **353 McKinley Dickerson, 2019-pres.**
18. 327 Jade Kennedy, 2008-11
19. 304 Ashley Sickles, 2009-13
20. 302 Liv Roberts, 2015-18
21. 296 Alba Sanchez Ramos, 2018-22
22. 279 Megan McGuffey, 2006-09
23. 241 Brenda Pickup, 2001-04
24. 234 Marquelle Dent, 2013-16
25. 228 Erin Hicks, 2005-2006

### Assists

1. 573 Lisa Daniels, 1985-88
2. 514 Marquelle Dent, 2013-16
3. 432 Hanna Zavec, 2005-08
4. 396 Anna Knight, 1991-94
5. 394 Clara Tapia, 2016-19
6. 391 Brenda Pickup, 2001-04
7. 375 Tommi Olson, 2018-23
8. 374 Jenny Przekwas, 1983-86
9. 352 Mickey Alexander, 1988-90
10. 330 Ashley Elliott, 2002-05
11. 329 Taylor Rusk, 2017-20
12. 323 Quinn Weidemann, 2018-23
13. 313 Valerie Harrison, 1991-92
14. 310 Christine Fairless, 1985-89
15. 292 Courtney Stapp, 1995-98
16. 280 Aubrey Vandiver, 2007-11
17. 268 Randi Richardson, 2009-11
18. 252 Jade Kennedy, 2008-11
19. 247 Kayla Woodward, 2012-15
20. 241 Chandra Sewell, 2010-13
21. 236 Jesseca Cross, 1994-97
22. 220 Carrie Bacon, 1999-2003
23. 215 Jodi Bolerjack, 2005-08
24. 210 Krista Treide, 1988-91
- 210 Chelan Landry, 2011-14
- 181 **Emily Mellema, 2021-pres.**

### Rebounds

1. 1104 Michele Hoppes, 1984-87
2. 1006 Rita Makovicka, 1980-83
3. 947 Lori Kline, 1979-82
4. 936 Aubrey Vandiver, 2007-11
5. 890 Linda Gilpin, 1976-79
6. 872 Marie Kauffman 1989-92
7. 829 Amy Burnett, 1992-95
8. 812 Kayla Woodward, 2012-15
9. **801 Allyson Fertig, 2021-present**
10. 785 Chandra Sewell, 2010-13
11. 770 Dale Ann Meeker, 1977-79
12. 761 Carrie Bacon, 1999-2003
13. 747 Hanna Zavec, 2005-08
14. 741 Bailee Cotton, 2015-19
15. 701 Rosann Wisroth, 1977-79
16. 678 Hillary Carlson, 2008-11
17. 616 Jesseca Cross, 1994-97
18. 597 Liv Roberts, 2015-2018
19. 583 Megan McGuffey, 2006-09
20. 582 Yvette Plumlee, 1987-91
21. 557 Lisa Hynes, 1980-83
22. 555 Jessica Thompson, 1994-97
23. 543 Rebecca Tomlin, 1996-99
24. 522 Natalie Baker, 2015-18
25. 519 Ann McColl, 2000-03

### Blocked Shots

1. 322 Lori Kline, 1979-82
2. 212 Hillary Carlson, 2008-11
3. 162 Hanna Zavec, 2005-08
4. **142 Allyson Fertig, 2021-present**
5. 134 Michele Hoppes, 1984-87
6. 117 Jessica Thompson, 1994-97
7. 94 Rebecca Vanderjagt, 2006-09
8. 81 Chandra Sewell, 2010-13
9. 79 Yvette Plumlee, 1987-91
10. 77 Ashley Sickles, 2009-13
11. 66 Lisa Hynes, 1980-83
12. 64 Justyna Podziemska, 2007-08
13. 63 Jade Kennedy, 2008-11
14. 61 Bailee Cotton, 2015-19
15. 60 Jessica Thompson, 1994-95
16. 58 Sharon Harp Guthrie, 1983-86
17. 56 Rita Makovicka, 1980-83
18. 52 Linda Gilpin, 1976-79
19. 50 Beth Cotton, 1980-81
20. 49 Kayla Woodward, 2012-15
21. 43 Carrie Bacon, 1999-03

### Steals

1. 279 Lisa Daniels, 1985-88
2. 226 Hanna Zavec, 2005-08
3. 209 Brenda Pickup, 2001-04
4. 187 Ashley Elliott, 2002-05
- 187 Yvette Plumlee, 1987-91
6. 181 Marquelle Dent, 2013-16
7. 172 Tommi Olson, 2018-23
8. 169 Carrie Bacon, 1999-2003
9. 156 Aubrey Vandiver, 2007-11
10. 155 Jenny Przekwas, 1983-86
11. 151 Rita Makovicka, 1980-83
12. 150 Elsa Gonsalez, 1981-84
13. 147 Kayla Woodward, 2012-15
14. 143 Marie Kauffman, 1989-92
15. 129 Jessica Gibbs, 2000-01
16. 126 Quinn Weidemann, 2018-23
17. 124 Carly Stucky, 2000-02
18. 120 Lori Kline, 1979-82
19. 119 Jodi Bolerjack 2005-08
20. 118 Bailee Cotton, 2015-19
21. 116 Taylor Rusk, 2017-20
22. 115 Kristy Bennett, 1982-83
23. 114 Erin Hicks, 2005-2006
24. 113 Mickey Alexander, 1988-90
25. 111 Jesseca Cross, 1994-97
- 84 Emily Mellema 2021-present**
- 56 McKinley Dickerson 2019-pres.**

### Games Played

1. 149 Quinn Weidemann, 2018-23
2. 133 Aubrey Vandiver, 2007-11
3. 128 Marta Gomez, 2016-19
- 128 Taylor Rusk, 2017-20
- 128 Tommi Olson, 2018-23
6. 125 Dominique Sisk, 2005-08
- 125 Megan McGuffey, 2006-09
8. 124 Hanna Zavec, 2005-08
- 124 Jodi Bolerjack, 2005-08
- 124 Chandra Sewell, 2010-13
11. 122 Kayla Woodward, 2012-15
- 122 Kaitlyn Mileto, 2012-15
- 121 Rebecca Vanderjagt, 2006-09
14. 120 Marie Kauffman, 1989-92
15. 119 Lisa Hynes, 1980-83
16. 117 Bailee Cotton, 2015-19
17. 117 Debra Reed, 1978-71
18. 117 Marquelle Dent, 2013-16
- 116 Lori Kline, 1979-82
20. 115 Ashley Elliott, 2002-05
- 115 Rita Makovicka, 1980-83
- 115 Hillary Carlson, 2008-11
23. 114 Brenda Pickup, 2001-04
- 114 Yvette Plumlee, 1987-91
- 114 Chelan Landry, 2011-14
26. 113 Liv Roberts, 2015-18
- 113 Kim Buston, 1987-90
- 109 McKinley Dickerson 2019-pres.**



## 2023-24 TEAM SUPERLATIVES

### 2023-24 SEASON TRENDS

Overall Record: 16-14	
When the Cowgirls:.....They are:	
Play day games.....	8-8
Play night games.....	8-6
Lead at halftime.....	13-4
Trail at halftime.....	2-9
Are tied at halftime.....	1-1
Shoot better from the field than opponent.....	14-5
Shoot worse from the field than opponent.....	2-9
Shoot the same from the field as opponent.....	0-0
Shoot better from three-point range than opponent.....	8-3
Shoot worse from three-point range than opponent.....	8-10
Shoot the same from three-point range as opponent.....	0-1
Shoot better from the free-throw line than opponent.....	8-5
Shoot worse from the free-throw line than opponent.....	8-9
Shoot the same from the free-throw line as opponnet.....	0-0
Outrebound opponent.....	13-5
Are outrebounded by opponent.....	2-9
Are even in rebounds with opponent.....	1-0
Have more offensive rebounds than opponent.....	8-5
Have fewer offensive rebounds than opponent.....	7-8
Have the same number of offensive rebounds.....	1-1
Have more defensive rebounds than opponent.....	14-1
Have fewer defensive rebounds than opponnet.....	2-7
Have the same number of defensive rebounds.....	0-6
Commit fewer fouls than opponent.....	8-2
Commit more fouls than opponent.....	3-11
Commit the same number of fouls.....	4-1
Have more assists than opponent.....	14-6
Have fewer assists than opponent.....	2-6
Have the same number of assists.....	0-2
Commit fewer turnovers than opponent.....	8-3
Commit more turnovers than opponent.....	7-11
Commit the same number of turnovers.....	1-0
Block more shots than opponent.....	11-8
Block fewer shots than opponent.....	4-6
Block the same number of shots.....	1-0
Have more steals than opponent.....	6-3
Have fewer steals than opponet.....	7-10
Have the same number of steals.....	3-1
Starting frontcourt outscores opponent's.....	14-7
Starting frontcourt is outscored by opponent's.....	1-7
Starting frontcourt scores the same.....	1-0
Starting backcourt outscores opponent's.....	8-4
Starting backcourt is outscored by opponent's.....	5-10
Starting backcourt scores the same.....	3-0
Bench outscores opponent's.....	10-6
Bench is outscored by opponent's.....	6-7
Bench scores the same.....	0-1

### WYOMING'S POINTS SCORED vs POINTS ALLOWED

Record When Scoring.....	Points.....	Record When Allowing
0-0.....	0-29.....	0-0
0-0.....	30-39.....	1-0
0-2.....	40-49.....	5-0
3-6.....	50-59.....	4-4
7-5.....	60-69.....	4-5
4-1.....	70-79.....	2-4
2-0.....	80-89.....	0-1
0-0.....	90-99.....	0-0
0-0.....	100+.....	0-0

### WYOMING'S RECORD WHEN THE MARGIN IS...

1	2	3	4	5	6
0-1	0-0	1-2	1-0	0-1	1-0
7	8	9	10-15	16-20	20+
1-2	0-1	0-1	6-2	4-4	2-0

### WYOMING'S RECORD BY MONTH

Nov.	Dec.	Jan.	Feb.	March
4-2	2-4	6-2	3-4	1-2

### WYOMING'S RECORD BY DAY OF THE WEEK

Sun.	Mon.	Tues.	Wed.	Thurs.	Fri.	Sat.
0-3	1-1	3-1	5-3	1-0	0-2	6-4

### WYOMING'S STARTERS vs BENCH PRODUCTION

	Starters	Bench
	Total/% Team	Total/% Team
Minutes	4,164/69.1%	1,861/30.9%
Points	1,362/71.9%	532/28.1%
Rebounds	641/71.3%	258/28.7%

### MISCELLANEOUS STATISTICS

No.	Player	Games	Double Figure Scoring	20-Pt. Games	Double Figure Reb (Asst)	Double Doubles
1	Wilborn	7				
2	Mellema	30	11	2		
3	Moyers	8				
5	Barnes	30	12	2		
10	Salazar	2				
11	Symons	30				
12	Pedersen	30	19			
14	Ollilainen	24	2			
15	Savic	30	3		1	1
21	McKenna	25	1			
23	Igo	4				
25	Hamlin	1				
30	Ustowska	30				
42	Dickerson	29	5			
45	Fertig	30	24	4	11	10

### 2023-24 SPECIALTY STATS

No.	Player	FTs under 1 min/OT	Charges Drawn	Opening Tip Record
1	Wilborn			
2	Mellema	7-9 (.778)	3	
3	Moyers	2-2 (1.000)		
5	Barnes	5-6 (.833)		
10	Salazar			
11	Symons	1-6 (.167)		
12	Pedersen	7-8 (.875)		
14	Ollilainen	2-2 (1.000)	1	
15	Savic	1-2 (.500)	1	
21	McKenna	5-6 (.833)	1	
23	Igo			
25	Hamlin			
30	Ustowska		1	
42	Dickerson	2-2 (1.000)	5	
45	Fertig	8-10 (.800)		21-9



# 2023-24 TEAM STATISTICS - ALL GAMES



## 2023-24 Wyoming Women's Basketball Combined Team Statistics All games

Page 1/1  
as of Mar 12, 2024

### Game Records

Record	Overall	Home	Away	Neutral
ALL GAMES	16-14	10-4	5-8	1-2
CONFERENCE	11-7	7-2	4-5	0-0
NON-CONFERENCE	5-7	3-2	1-3	1-2

### Score by Periods

Team	1st	2nd	3rd	4th	OT	TOT
Wyoming	466	471	483	459	7	1886
Opponents	437	404	472	469	10	1792

### Team Box Score

No.	Player				Total			3-Point			F-Throw			Rebounds				PF DQ A TO BLK STL PTS AVG				
		GP-GS	MIN	AVG	FG-FGA	FG%	3FG-3FGA	3FG%	FT-FTA	FT%	OFF	DEF	TOT	AVG	PF	DQ	A	TO	BLK	STL	PTS	AVG
45	FERTIG, Allyson	30-30	780:20	26.0	169-282	.599	0-5	.000	72-95	.758	78	167	245	8.2	43	0	31	53	45	21	410	13.7
12	PEDERSEN, Malene	30-29	893:37	29.8	123-263	.468	27-93	.290	48-54	.889	19	82	101	3.4	35	0	64	37	1	26	321	10.7
5	BARNES, Tess	30-30	874:49	29.2	105-246	.427	58-160	.363	19-25	.760	8	105	113	3.8	69	1	52	67	19	21	287	9.6
2	MELLEMA, Emily	30-30	885:54	29.5	102-259	.394	23-87	.264	43-54	.796	13	79	92	3.1	73	1	87	56	12	41	270	9.0
42	DICKERSON, McKinley	29-2	456:38	15.7	65-164	.396	19-83	.229	17-21	.810	15	39	54	1.9	22	0	28	28	3	11	166	5.7
15	SAVIC, Marta	30-0	398:08	13.3	63-118	.534	0-3	.000	22-35	.629	32	63	95	3.2	67	1	12	30	7	10	148	4.9
21	MCKENNA, Maren	25-0	265:16	10.6	30-80	.375	12-37	.324	27-32	.844	9	27	36	1.4	27	0	16	29	1	8	99	4.0
14	OLLILAINEN, Kati	24-0	339:22	14.1	24-57	.421	10-28	.357	9-14	.643	2	25	27	1.1	24	1	29	19	0	11	67	2.8
30	USTOWSKA, Ola	30-29	753:29	25.1	28-88	.318	20-66	.303	2-6	.333	6	88	94	3.1	49	0	89	44	3	19	78	2.6
10	SALAZAR, Paula	2-0	10:33	5.3	2-4	.500	0-0	.000	0-1	.000	0	1	1	0.5	1	0	0	0	0	1	4	2.0
11	SYMONS, Madi	30-0	303:45	10.1	11-28	.393	2-9	.222	4-12	.333	6	30	36	1.2	33	0	14	26	2	5	28	0.9
23	IGO, Joslin	4-0	08:15	2.1	1-1	1.000	1-1	1.000	0-0	.000	0	0	0	0.0	1	0	1	0	0	0	3	0.8
3	MOYERS, Grace	8-0	24:26	3.1	1-5	.200	1-4	.250	2-2	1.000	0	1	1	0.1	0	0	2	1	0	0	5	0.6
1	WILBORN, Bailey	7-0	18:30	2.6	0-5	.000	0-5	.000	0-0	.000	1	3	4	0.6	3	0	1	1	0	0	0	0.0
25	HAMLIN, Mikyn	1-0	08:44	8.7	0-0	.000	0-0	.000	0-0	.000	0	0	0	0.0	0	0	0	2	0	0	0	0.0
Team											45	63	108				17					
<b>Total</b>		<b>30</b>	<b>6022</b>		<b>724-1600</b>	<b>.453</b>	<b>173-581</b>	<b>.298</b>	<b>265-351</b>	<b>.755</b>	<b>234</b>	<b>773</b>	<b>1007</b>	<b>33.6</b>	<b>447</b>	<b>4</b>	<b>426</b>	<b>410</b>	<b>93</b>	<b>174</b>	<b>1886</b>	<b>62.9</b>
<b>Opponents</b>		<b>30</b>	<b>6025</b>		<b>673-1654</b>	<b>.407</b>	<b>165-525</b>	<b>.314</b>	<b>281-374</b>	<b>.751</b>	<b>244</b>	<b>684</b>	<b>928</b>	<b>30.9</b>	<b>439</b>	<b>2</b>	<b>317</b>	<b>350</b>	<b>76</b>	<b>215</b>	<b>1792</b>	<b>59.7</b>

### Team Statistics

	UW	OPP
<b>Scoring</b>	<b>1886</b>	<b>1792</b>
Points per game	62.9	59.7
Scoring margin	+3.1	-
<b>Field goals-att</b>	<b>724-1600</b>	<b>673-1654</b>
Field goal pct	.453	.407
<b>3 point fg-att</b>	<b>173-581</b>	<b>165-525</b>
3-point FG pct	.298	.314
3-pt FG made per game	5.8	5.5
<b>Free throws-att</b>	<b>265-351</b>	<b>281-374</b>
Free throw pct	.755	.751
F-Throws made per game	8.8	9.4
<b>Rebounds</b>	<b>1007</b>	<b>928</b>
Rebounds per game	33.6	30.9
Rebounding margin	+2.6	-
<b>Assists</b>	<b>426</b>	<b>317</b>
Assists per game	14.2	10.6
<b>Turnovers</b>	<b>410</b>	<b>350</b>
Turnovers per game	13.7	11.7
Turnover margin	-2.0	-
Assist/turnover ratio	1.0	0.9
<b>Steals</b>	<b>174</b>	<b>215</b>
Steals per game	5.8	7.2
<b>Blocks</b>	<b>93</b>	<b>76</b>
Blocks per game	3.1	2.5
<b>Winning streak</b>	<b>0</b>	<b>-</b>
Home win streak	1	-
<b>Attendance</b>	<b>41310</b>	<b>29692</b>
Home games-Avg/Game	14-2951	13-2284
Neutral site-Avg/Game	-	3-928

### Team Results

Date	Opponent		Score	Att.
11/06/2023	North Dakota	W	77-60	2284
11/10/2023	Nebraska	L	52-71	3460
11/14/2023	at Denver	W	58-41	615
11/18/2023	at Gonzaga	L	64-80	5059
11/21/2023	Chadron St.	W	78-32	7550
11/28/2023	BYU	W	86-74	2442
12/03/2023	at Oklahoma St.	L	62-78	1862
12/10/2023	Creighton	L	61-73	2204
12/17/2023	at Montana St.	L	55-64	1501
12/21/2023	vs Wright St.	W	71-61	50
12/22/2023	vs Eastern Wash.	L	43-62	50
12/30/2023	Boise St.	W	61-47	2939
01/03/2024	at Utah St.	W	54-48	662
01/06/2024	at Air Force	W	68-51	511
01/10/2024	San Diego St.	W	72-55	2060
01/17/2024	at New Mexico	L	61-68	4744
01/20/2024	Colorado St.	W	67-63	3030
01/24/2024	Air Force	W	66-63	2333
01/27/2024	at Fresno St.	W	69-47	1167
01/31/2024	at UNLV	L	51-58	2059
02/03/2024	Nevada	W	59-52	2644
02/07/2024	Utah St.	W	62-47	2077
02/10/2024	at Boise St.	L	42-56	1492
02/17/2024	at Colorado St.	L	70-75	8083
02/21/2024	UNLV	Lot	60-63	2261
02/24/2024	New Mexico	L	58-59	3166
02/28/2024	at San Jose St.	W	88-73	0
03/02/2024	Fresno St.	W	62-51	2860
03/05/2024	at San Diego St.	L	55-58	1937
03/11/2024	vs Boise St.	L	54-62	2683



## 2023-24 TEAM STATISTICS - MOUNTAIN WEST GAMES



### 2023-24 Wyoming Women's Basketball Combined Team Statistics In Conference games

Page 1/1  
as of Mar 06, 2024

#### Game Records

Record	Overall	Home	Away	Neutral
ALL GAMES	11-7	7-2	4-5	0-0
CONFERENCE	11-7	7-2	4-5	0-0
NON-CONFERENCE	0-0	0-0	0-0	0-0

#### Score by Periods

Team	1st	2nd	3rd	4th	OT	TOT
Wyoming	280	284	281	273	7	1125
Opponents	266	230	250	278	10	1034

#### Team Box Score

No.	Player			Total		3-Point		F-Throw		Rebounds								PTS	AVG			
		GP-GS	MIN	AVG	FG-FGA	FG%	3FG-3FGA	3FG%	FT-FTA	FT%	OFF	DEF	TOT	AVG	PF	DQ	A			TO	BLK	STL
45	FERTIG, Allyson	18-18	478:59	26.6	96-157	.611	0-1	.000	45-56	.804	41	112	153	8.5	23	0	18	30	19	14	237	13.2
12	PEDERSEN, Malene	18-18	560:45	31.2	75-159	.472	14-50	.280	26-28	.929	8	51	59	3.3	24	0	39	21	1	15	190	10.6
2	MELLEMA, Emily	18-18	565:06	31.4	72-173	.416	21-65	.323	23-32	.719	11	53	64	3.6	44	1	50	31	9	22	188	10.4
5	BARNES, Tess	18-18	529:31	29.4	68-152	.447	40-101	.396	9-14	.643	3	69	72	4.0	42	1	28	39	15	14	185	10.3
42	DICKERSON, McKinley	18-0	299:36	16.6	46-111	.414	15-59	.254	10-14	.714	11	27	38	2.1	11	0	21	17	1	9	117	6.5
15	SAVIC, Marta	18-0	235:16	13.1	30-60	.500	0-0	.000	11-19	.579	11	30	41	2.3	43	1	10	21	5	6	71	3.9
21	MCKENNA, Maren	15-0	132:29	8.8	16-43	.372	6-22	.273	14-16	.875	3	13	16	1.1	8	0	6	14	0	1	52	3.5
14	OLLILAINEN, Kati	12-0	131:43	11.0	11-20	.550	5-10	.500	3-6	.500	1	12	13	1.1	12	0	14	13	0	3	30	2.5
30	USTOWSKA, Ola	18-18	492:16	27.3	15-45	.333	9-34	.265	2-6	.333	6	55	61	3.4	29	0	64	28	3	11	41	2.3
11	SYMONS, Madi	18-0	177:38	9.9	6-14	.429	1-3	.333	1-8	.125	3	16	19	1.1	19	0	10	14	1	3	14	0.8
1	WILBORN, Bailey	5-0	09:06	1.8	0-3	.000	0-3	.000	0-0	.000	1	0	1	0.2	1	0	0	0	0	0	0	0.0
23	IGO, Joslin	3-0	02:35	0.9	0-0	.000	0-0	.000	0-0	.000	0	0	0	0.0	1	0	0	0	0	0	0	0.0
3	MOYERS, Grace	4-0	07:06	1.8	0-2	.000	0-1	.000	0-0	.000	0	1	1	0.3	0	0	0	0	0	0	0	0.0
Team											25	31	56				14					
<b>Total</b>		<b>18</b>	<b>3622</b>		<b>435-939</b>	<b>.463</b>	<b>111-349</b>	<b>.318</b>	<b>144-199</b>	<b>.724</b>	<b>124</b>	<b>470</b>	<b>594</b>	<b>33.0</b>	<b>257</b>	<b>3</b>	<b>260</b>	<b>242</b>	<b>54</b>	<b>98</b>	<b>1125</b>	<b>62.5</b>
<b>Opponents</b>		<b>18</b>	<b>3625</b>		<b>387-985</b>	<b>.393</b>	<b>97-297</b>	<b>.327</b>	<b>163-212</b>	<b>.769</b>	<b>148</b>	<b>405</b>	<b>553</b>	<b>30.7</b>	<b>264</b>	<b>2</b>	<b>170</b>	<b>208</b>	<b>50</b>	<b>132</b>	<b>1034</b>	<b>57.4</b>

#### Team Statistics

	UW	OPP
<b>Scoring</b>	<b>1125</b>	<b>1034</b>
Points per game	62.5	57.4
Scoring margin	+5.1	-
<b>Field goals-att</b>	<b>435-939</b>	<b>387-985</b>
Field goal pct	.463	.393
<b>3 point fg-att</b>	<b>111-349</b>	<b>97-297</b>
3-point FG pct	.318	.327
3-pt FG made per game	6.2	5.4
<b>Free throws-att</b>	<b>144-199</b>	<b>163-212</b>
Free throw pct	.724	.769
F-Throws made per game	8.0	9.1
<b>Rebounds</b>	<b>594</b>	<b>553</b>
Rebounds per game	33.0	30.7
Rebounding margin	+2.3	-
<b>Assists</b>	<b>260</b>	<b>170</b>
Assists per game	14.4	9.4
<b>Turnovers</b>	<b>242</b>	<b>208</b>
Turnovers per game	13.4	11.6
Turnover margin	-1.9	-
Assist/turnover ratio	1.1	0.8
<b>Steals</b>	<b>98</b>	<b>132</b>
Steals per game	5.4	7.3
<b>Blocks</b>	<b>54</b>	<b>50</b>
Blocks per game	3.0	2.8
<b>Winning streak</b>	<b>0</b>	<b>-</b>
Home win streak	1	-
<b>Attendance</b>	<b>23370</b>	<b>20655</b>
Home games-Avg/Game	9-2597	9-2295
Neutral site-Avg/Game	-	0-0

#### Team Results

Date	Opponent		Score	Att.
12/30/2023	Boise St.	W	61-47	2939
01/03/2024	at Utah St.	W	54-48	662
01/06/2024	at Air Force	W	68-51	511
01/10/2024	San Diego St.	W	72-55	2060
01/17/2024	at New Mexico	L	61-68	4744
01/20/2024	Colorado St.	W	67-63	3030
01/24/2024	Air Force	W	66-63	2333
01/27/2024	at Fresno St.	W	69-47	1167
01/31/2024	at UNLV	L	51-58	2059
02/03/2024	Nevada	W	59-52	2644
02/07/2024	Utah St.	W	62-47	2077
02/10/2024	at Boise St.	L	42-56	1492
02/17/2024	at Colorado St.	L	70-75	8083
02/21/2024	UNLV	Lot	60-63	2261
02/24/2024	New Mexico	L	58-59	3166
02/28/2024	at San Jose St.	W	88-73	0
03/02/2024	Fresno St.	W	62-51	2860
03/05/2024	at San Diego St.	L	55-58	1937



2023-24 TEAM COMPARISON (Wvoming listed first)

GAME	1st	2nd	OT	Score	Mar	Tot FG	FG Pct.	3-PT	3-PT Pct.	FT	FT Pct.	Reb	Mar	Asst	TO	B	S	FL
NORTH DAKOTA	38/32	39/28		77-60	+17	30-63/23-56	.476/.411	3-21/4-19	.143/.211	14-14/10-14	1.000/.714	37/29	+8	16/11	12/12	3/2	7/6	13/17
NEBRASKA	28/32	24/39		52-71	-19	16-54/26-52	.296/.500	5-21/3-17	.238/.176	15-18/16-23	.833/.696	30/40	-10	10/14	12/15	1/2	7/5	20/23
at Denver	23/16	35/25		58-41	+17	19-53/17-57	.358/.298	5-20/6-32	.250/.188	15-16/1-5	.938/.200	43/33	+10	8/6	11/13	4/3	8/6	13/15
at Gonzaga	33/43	31/37		64-80	-16	26-49/32-66	.531/.485	8-23/9-24	.348/.375	4-7/7-9	.571/.778	24/36	-12	15/22	16/13	2/1	5/11	15/13
CHADRON STATE	44/20	34/12		78-32	+46	32-61/12-47	.525/.255	5-12/2-11	.417/.182	9-10/6-9	.900/.667	44/23	+21	16/5	10/15	3/1	6/4	15/10
BYU	41/28	45/46		86-74	+12	33-62/28-52	.532/.538	7-22/6-13	.318/.462	13-14/12-14	.929/.857	28/27	+1	15/18	8/12	2/5	4/5	15/13
at Oklahoma State	25/41	37/37		62-78	-16	24-55/27-51	.436/.529	6-19/8-21	.316/.381	8-12/16-19	.667/.842	31/28	+3	15/10	17/15	3/1	10/7	24/12
CREIGHTON	34/34	27/39		61-73	-12	21-60/28-66	.350/.424	4-22/7-25	.182/.280	15-19/10-13	.789/.769	40/39	+1	12/12	9/6	1/0	5/6	18/14
at Montana State	25/26	30/38		55-64	-9	20-52/21-46	.385/.457	7-22/4-9	.318/.444	8-10/18-25	.800/.720	30/31	-1	11/10	20/16	6/2	10/11	21/16
vs. Wright State	32/20	39/41		71-61	+10	28-53/22-61	.528/.361	6-18/7-26	.333/.269	9-16/10-12	.563/.833	45/23	+22	19/10	18/7	4/1	4/8	14/18
vs. Eastern Washington	21/26	22/36		43-62	-19	18-47/26-58	.383/.448	2-15/4-14	.133/.286	5-7/6-7	.714/.857	31/32	-1	12/13	20/9	2/3	6/10	7/12
BOISE STATE*	34/26	27/21		61-47	+14	23-51/22-68	.440/.324	6-16/1-17	.375/.059	9-16/2-4	.563/.500	39/39	0	14/10	12/10	5/3	5/4	15/15
at Utah State*	32/26	22/22		54-48	+6	21-56/17-53	.375/.321	4-22/4-18	.182/.222	8-11/10-10	.727/1.000	37/35	+2	15/10	15/16	2/6	8/6	6/16
at Air Force*	36/30	32/21		68-51	+17	29-47/20-47	.617/.426	3-7/7-14	.429/.500	7-13/4-6	.538/.667	32/18	+14	15/10	11/12	2/3	8/8	8/17
SAN DIEGO STATE*	39/28	33/27		72-55	+17	31-59/21-55	.525/382	10-29/5-13	.345/.385	0-0/8-11	.000/.727	33/30	+3	18/6	7/9	8/1	5/4	11/9
at New Mexico*	38/31	23/37		61-68	-7	26-60/22-42	.433/.524	7-30/3-10	.233/.308	2-3/21-28	.667/.750	34/24	+10	19/4	19/15	0/5	3/10	20/12
COLORADO STATE*	27/30	40/33		67-63	+4	24-48/22-55	.500/400	11-27/9-28	.407/.321	8-10/10-10	.800/1.000	33/25	+8	17/11	12/6	0/0	3/4	14/14
AIR FORCE*	34/39	32/24		66-63	+3	22-41/23-54	.537/.426	3-11/7-18	.273/.389	19-22/10-12	.864/.833	26/27	-1	13/10	14/12	2/1	8/12	12/20
at Fresno State*	35/25	34/22		69-47	+22	27-50/18-56	.540/.321	8-16/3-19	.500/158	7-12/8-12	.583/.667	36/29	+7	12/3	12/8	6/2	3/8	17/17
at UNLV*	26/27	25/31		51-58	-7	22-50/24-61	.440/.393	2-19/4-15	.105/.267	5-9/6-9	.556/.667	30/37	-7	8/9	11/3	4/0	0/7	12/12
NEVADA*	25/25	34/27		59-52	+7	22-51/23-56	.431/.411	1-12/3-9	.083/.333	14-16/3-7	.875/.429	31/34	-3	8/9	14/17	2/1	5/8	14/18
UTAH STATE*	33/18	29/29		62-47	+15	23-61/16-41	.377/.390	6-22/4-12	.273/.333	10-15/11-16	.667/.688	38/29	+9	15/4	11/17	3/6	6/6	17/17
at Boise State*	25/34	17/22		42-56	-14	16-48/22-55	.333/400	4-13/4-13	.308/308	6-8/8-10	.750/800	31/34	-3	9/13	18/10	5/4	5/10	16/12
at Colorado State*	24/28	46/47		70-75	-5	26-55/27-55	.473/.491	10-26/4-13	.385/308	8-11/17-19	.727/.895	32/29	+3	16/21	16/7	2/3	3/8	20/11
UNLV*	26/24	27/29	7/10	60-63	-3	25-68/23-62	.368/.371	7-30/4-19	.233/.211	3-6/13-18	.500/.722	37/48	-11	18/4	12/14	2/7	4/6	18/13
NEW MEXICO*	18/26	40/33		58-59	-1	24-55/21-51	.436/.412	5-19/11-25	.263/.440	5-6/6-7	.833/.857	26/35	-9	13/13	10/17	2/1	11/4	13/12
at San Jose State*	51/30	37/43		88-73	+15	30-49/28-61	.612/.459	15-25/12-21	.600/.571	13-16/5-7	.813/.714	31/23	+8	24/15	12/10	3/1	6/6	14/19
FRESNO STATE*	36/31	26/20		62-51	+11	21-43/19-60	.488/.317	5-13/8-23	.385/348	15-19/5-5	.789/1.000	37/28	+9	12/11	16/10	4/2	5/9	11/16
at San Diego State*	25/18	30/40		55-58	-3	23-47/19-53	.489/.358	4-12/4-10	.333/.400	5-6/16-21	.833/.762	31/29	+2	15/7	20/15	2/4	10/12	19/14
vs. Boise State^	29/27	25/35		54-62	-8	22-52/24-57	.423/.421	4-17/8-17	.235/.471	6-9/6-12	.667/.500	30/34	-4	17/16	15/9	8/5	4/4	15/12

2023-24 TEAM SPECIALTY STATISTICS (Wvoming listed first)

GAME	DATE	SCORE	W/L	PTS IN PAINT	PTS OF TO	2nd CHANCE PTS	FASTBREAK PTS	BENCH PTS	LARGEST LEAD
NORTH DAKOTA	11/6	77-60	W	48/18	11/12	7/1	2/0	32/5	17/0
NEBRASKA	11/10	52-71	L	20/40	14/17	4/8	3/4	22/13	6/21
at Denver	11/14	58-41	W	24/20	17/14	12/2	11/8	15/7	17/3
at Gonzaga	11/18	64-80	L	32/40	20/27	5/24	6/17	18/14	2/19
CHADRON STATE	11/21	78-32	W	54/18	20/4	16/0	0/0	41/8	48/0
BYU	11/28	86-74	W	48/38	13/9	20/4	2/2	31/26	16/2
at Oklahoma State	12/3	62-78	L	34/28	14/15	10/8	3/2	27/10	0/19
CREIGHTON	12/10	61-73	L	28/30	0/5	10/9	0/0	9/15	2/15
at Montana State	12/17	55-64	L	22/22	13/18	7/9	9/4	9/26	4/9
vs. Wright State	12/21	71-61	W	42/30	8/13	22/6	4/4	22/2	16/2
vs. Eastern Washington	12/22	43-62	L	30/26	6/23	0/9	2/5	8/17	6/19
BOISE STATE*	12/30	61-47	W	34/30	10/11	9/5	0/0	21/15	14/3
at Utah State*	1/3	54-48	W	32/18	16/10	8/2	2/4	14/24	13/3
at Air Force*	1/6	68-51	W	50/20	17/18	14/3	0/9	20/17	20/6
SAN DIEGO STATE*	1/10	72-55	W	38/24	20/5	8/5	2/5	25/17	20/1
at New Mexico*	1/17	61-68	L	34/36	14/23	8/2	2/11	17/5	13/7
COLORADO STATE*	1/20	67-63	W	24/22	10/16	6/2	2/2	9/10	6/10
AIR FORCE*	1/24	66-63	W	38/20	9/13	8/8	2/6	14/16	5/6
at Fresno State*	1/27	69-47	W	36/36	10/6	7/11	0/3	9/23	22/0
at UNLV*	1/31	51-58	L	36/30	2/11	2/5	2/4	16/16	4/12
NEVADA*	2/3	59-52	W	38/36	16/13	6/10	4/6	20/13	10/7
UTAH STATE*	2/7	62-47	W	28/20	21/8	20/2	2/0	19/8	24/0
at Boise State*	2/10	42-56	L	20/20	7/14	2/2	0/5	14/17	2/19
at Colorado State*	2/17	70-75	L	26/38	9/25	4/0	5/10	5/2	7/12
UNLV*	2/21	60-63 OT	L	34/36	9/4	8/9	0/4	16/31	8/5
NEW MEXICO*	2/24	58-59	L	38/20	14/12	0/5	0/0	14/16	6/10
at San Jose State*	2/28	88-73	W	20/18	16/15	4/9	5/5	27/33	35/0
FRESNO STATE*	3/2	62-51	W	32/16	10/9	7/7	2/0	12/15	12/4
at San Diego State*	3/5	55-58	L	38/28	15/14	5/10	4/6	12/7	11/5
vs. Boise State^	3/11	54-62	L	32/24	7/21	9/14	2/5	6/14	8/11

\* indicates Mountain West Game | ^ indicates Mountain West Tournament Game



### 2023-24 WYOMING GAME HIGHS

Points	88	San Jose State (2/28)
Field Goals Made	33	vs. BYU (11/28)
Field Goal Att.	68	UNLV (2/21)
Field Goal Pct.	61.7	at Air Force (1/6)
3-pt FGs Made	15	at San Jose State (2/28)
3-pt FGs Att.	30	(2) UNLV (2/21)
3-pt FG Pct.	60.0	at San Jose State (2/28)
Free Throws Made	19	vs. Air Force (1/24)
Free Throw Att.	22	vs. Air Force (1/24)
Free Throw Pct.	100.0	vs. North Dakota (11/6)
Rebounds	45	vs. Wright State (12/21)
Off. Rebounds	16	vs. Utah State (2/7)
Def. Rebounds	33	(2) vs. Boise State (12/30)
Assists	24	at San Jose State (2/28)
Turnovers	20	(3) at San Diego State (3/5)
Blocked Shots	8	(2) vs. Boise State (3/11)
Steals	11	vs. New Mexico (2/24)
Fouls	24	at Oklahoma State (12/3)

### 2023-24 OPPONENT GAME HIGHS

Points	80	at Gonzaga (11/18)
Field Goals Made	32	at Gonzaga (11/18)
Field Goal Att.	68	vs. Boise State (12/30)
Field Goal Pct.	53.8	vs. BYU (11/28)
3-pt FGs Made	12	at San Jose State (2/28)
3-pt FGs Att.	32	at Denver (11/14)
3-pt FG Pct.	57.1	at San Jose State (2/28)
Free Throws Made	21	at New Mexico (1/17)
Free Throw Att.	28	at New Mexico (1/17)
Free Throw Pct.	100.0	(3) vs. Fresno State (3/2)
Rebounds	48	UNLV (2/21)
Off. Rebounds	19	at Gonzaga (11/18)
Def. Rebounds	37	UNLV (2/21)
Assists	22	at Gonzaga (11/18)
Turnovers	17	(3) vs. New Mexico (2/24)
Blocked Shots	7	UNLV (2/21)
Steals	12	(2) at San Diego State (3/5)
Fouls	23	vs. Nebraska (11/10)

### 2023-24 WYOMING GAME LOWS

Points	42	at Boise State (2/10)
Field Goals Made	16	(2) at Boise State (2/10)
Field Goal Att.	41	vs. Air Force (1/24)
Field Goal Pct.	29.6	vs. Nebraska (11/10)
3-pt FGs Made	1	vs. Nevada (2/3)
3-pt FGs Att.	7	at Air Force (1/6)
3-pt FG Pct.	8.3	vs. Nevada (2/3)
Free Throws Made	0	vs. San Diego State (1/10)
Free Throw Att.	0	vs. San Diego State (1/10)
Free Throw Pct.	50.0	UNLV (2/21)
Rebounds	24	at Gonzaga (11/18)
Off. Rebounds	3	vs. Colorado State (1/20)
Def. Rebounds	17	at Gonzaga (11/18)
Assists	8	(3) vs. Nevada (2/3)
Turnovers	7	vs. San Diego State (1/10)
Blocked Shots	0	(2) vs. Colorado State (1/20)
Steals	0	at UNLV (1/31)
Fouls	6	at Utah State (1/3)

### 2023-24 OPPONENT GAME LOWS

Points	32	vs. Chadron State (11/21)
Field Goals Made	12	vs. Chadron State (11/21)
Field Goal Att.	41	vs. Utah State (2/7)
Field Goal Pct.	25.5	vs. Chadron State (11/21)
3-pt FGs Made	1	vs. Boise State (12/30)
3-pt FGs Att.	11	vs. Chadron State (11/21)
3-pt FG Pct.	5.9	vs. Boise State (12/30)
Free Throws Made	1	at Denver (11/14)
Free Throw Att.	4	vs. Boise State (12/30)
Free Throw Pct.	20.0	at Denver (11/14)
Rebounds	18	at Air Force (1/6)
Off. Rebounds	1	at Colorado State (2/17)
Def. Rebounds	11	at Air Force (1/6)
Assists	3	at Fresno State (1/27)
Turnovers	3	at UNLV (1/31)
Blocked Shots	0	(3) at UNLV (1/31)
Steals	4	(5) vs. Boise State (3/11)
Fouls	9	vs. San Diego State (1/10)



## 2023-24 STARTING LINEUP INFORMATION

# GAMES LINEUP USED		LINEUP #	FORWARD	CENTER	GUARD	GUARD	GUARD	RECORD
1		1	5-Barnes	45-Fertig	42-Dickerson	30-Ustowska	2-Mellema	1-0
1		2	5-Barnes	45-Fertig	42-Dickerson	12-Pedersen	2-Mellema	0-1
28		3	5-Barnes	45-Fertig	30-Ustowska	12-Pedersen	2-Mellema	15-13
GAME	DATE	LINEUP #	FORWARD	CENTER	GUARD	GUARD	GUARD	RECORD
NORTH DAKOTA	11/6	1	42-Dickerson	45-Fertig	5-Barnes	30-Ustowska	2-Mellema	1-0
NEBRASKA	11/10	2	42-Dickerson	45-Fertig	5-Barnes	12-Pedersen	2-Mellema	1-1
at Denver	11/14	3	5-Barnes	45-Fertig	12-Pedersen	30-Ustowska	2-Mellema	2-1
at Gonzaga	11/18	3	5-Barnes	45-Fertig	12-Pedersen	30-Ustowska	2-Mellema	2-2
CHADRON STATE	11/21	3	5-Barnes	45-Fertig	12-Pedersen	30-Ustowska	2-Mellema	3-2
BYU	11/28	3	5-Barnes	45-Fertig	12-Pedersen	30-Ustowska	2-Mellema	4-2
at Oklahoma State	12/3	3	5-Barnes	45-Fertig	12-Pedersen	30-Ustowska	2-Mellema	4-3
CREIGHTON	12/10	3	5-Barnes	45-Fertig	12-Pedersen	30-Ustowska	2-Mellema	4-4
at Montana State	12/17	3	5-Barnes	45-Fertig	12-Pedersen	30-Ustowska	2-Mellema	4-5
vs. Wright State	12/21	3	5-Barnes	45-Fertig	12-Pedersen	30-Ustowska	2-Mellema	5-5
vs. Eastern Washington	12/22	3	5-Barnes	45-Fertig	12-Pedersen	30-Ustowska	2-Mellema	5-6
BOISE STATE	12/30	3	5-Barnes	45-Fertig	12-Pedersen	30-Ustowska	2-Mellema	6-6
at Utah State	1/3	3	5-Barnes	45-Fertig	12-Pedersen	30-Ustowska	2-Mellema	7-6
at Air Force	1/6	3	5-Barnes	45-Fertig	12-Pedersen	30-Ustowska	2-Mellema	8-6
SAN DIEGO STATE	1/10	3	5-Barnes	45-Fertig	12-Pedersen	30-Ustowska	2-Mellema	9-6
at New Mexico	1/17	3	5-Barnes	45-Fertig	12-Pedersen	30-Ustowska	2-Mellema	9-7
COLORADO STATE	1/20	3	5-Barnes	45-Fertig	12-Pedersen	30-Ustowska	2-Mellema	10-7
AIR FORCE	1/24	3	5-Barnes	45-Fertig	12-Pedersen	30-Ustowska	2-Mellema	11-7
at Fresno State	1/27	3	5-Barnes	45-Fertig	12-Pedersen	30-Ustowska	2-Mellema	12-7
at UNLV	1/31	3	5-Barnes	45-Fertig	12-Pedersen	30-Ustowska	2-Mellema	12-8
NEVADA	2/3	3	5-Barnes	45-Fertig	12-Pedersen	30-Ustowska	2-Mellema	13-8
UTAH STATE	2/7	3	5-Barnes	45-Fertig	12-Pedersen	30-Ustowska	2-Mellema	14-8
at Boise State	2/10	3	5-Barnes	45-Fertig	12-Pedersen	30-Ustowska	2-Mellema	14-9
at Colorado State	2/17	3	5-Barnes	45-Fertig	12-Pedersen	30-Ustowska	2-Mellema	14-10
UNLV	2/21	3	5-Barnes	45-Fertig	12-Pedersen	30-Ustowska	2-Mellema	14-11
NEW MEXICO	2/24	3	5-Barnes	45-Fertig	12-Pedersen	30-Ustowska	2-Mellema	14-12
at San Jose State	2/28	3	5-Barnes	45-Fertig	12-Pedersen	30-Ustowska	2-Mellema	15-12
FRESNO STATE	3/2	3	5-Barnes	45-Fertig	12-Pedersen	30-Ustowska	2-Mellema	16-12
at San Diego State	3/5	3	5-Barnes	45-Fertig	12-Pedersen	30-Ustowska	2-Mellema	16-13
vs. Boise State	3/11	3	5-Barnes	45-Fertig	12-Pedersen	30-Ustowska	2-Mellema	16-14

### AP TOP 25 POLL - March 17

No.	Team	Record	Points	Previous
1	South Carolina (35)	32-0	875	1
2	Iowa	29-4	823	2
3	USC	26-5	809	3
4	Texas	30-4	756	5
5	Stanford	28-5	743	4
6	UCLA	25-6	653	6
7	Ohio State	25-5	644	7
8	LSU	28-5	622	8
9	Notre Dame	26-6	606	9
10	UConn	29-5	604	10
11	NC State	27-6	521	11
12	Oregon State	24-7	476	12
13	Virginia Tech	24-7	444	13
14	Indiana	24-5	411	15
15	Kansas State	25-7	365	12
16	Gonzaga	30-3	333	14
17	Colorado	22-9	275	18
18	Oklahoma	22-9	268	17
19	Baylor	24-7	236	19
20	UNLV	30-2	181	21
21	Utah	22-10	180	20
22	Syracuse	23-7	154	22
23	Louisville	24-9	93	24
24	Creighton	25-5	87	23
25	Fairfield	31-1	74	25

Others receiving votes: Princeton 48, Nebraska 23, Ole Miss 20, Iowa State 20, Duke 7, West Virginia 7, Richmond 4, Columbia 4, Tennessee 3, Florida State 3, Kansas 2, Drake 1

### USA TODAY COACHES POLL - March 18

No.	Team	Pts.	Last Week	1st-place votes
1	South Carolina (32-0)	750	1	30
2	Iowa (29-4)	713	2	0
3	Southern California (26-5)	682	3	0
4	Texas (30-4)	660	4	0
5	Stanford (28-5)	620	5	0
6	LSU (28-5)	583	6	0
7	Connecticut (29-5)	578	7	0
8	UCLA (25-6)	520	8	0
9	Ohio State (25-5)	518	9	0
10	Notre Dame (26-6)	494	10	0
11	North Carolina State (27-6)	453	11	0
12	Virginia Tech (24-7)	391	13	0
13	Gonzaga (30-3)	354	12	0
14	Indiana (24-5)	352	15	0
15	Oregon State (24-7)	351	14	0
16	Kansas State (25-7)	312	16	0
17	Colorado (22-9)	257	17	0
18	Baylor (24-7)	224	18	0
19	UNLV (30-2)	216	19	0
20	Creighton (25-5)	164	21	0
21	Oklahoma (22-9)	149	20	0
22	Utah (22-10)	113	22	0
23	Syracuse (23-7)	88	23	0
24	Princeton (25-4)	67	24	0
25	Louisville (24-9)	65	25	0

Others receiving votes: Richmond (29-5) 15; West Virginia (24-7) 15; Tennessee (19-12) 14; Fairfield (31-1) 12; Iowa State (20-11) 9; Nebraska (22-11) 5; South Dakota State (27-5) 3; Jackson State (26-6) 1; Marshall (26-6) 1; Middle Tennessee (29-4) 1





# HEATHER EZELL

University of Wyoming  
Head Women's Basketball Coach

Heather Ezell will be in her second season as the head coach of the Cowgirls in 2023-24 after spending seven seasons on the UW staff, including three seasons as the associate head coach. In her inaugural campaign leading the Cowgirls, Ezell set a program record for wins by a first-year head coach with 23. Wyoming

finished second in the Mountain West and made an appearance in the MW Tournament Championship Game, as well as the Women's NIT. Ezell helped guide a trio of All-Mountain West student-athletes in Allyson Fertig, Malene Pedersen and Quinn Weidemann in 2023.

Fertig and Weidemann were both named to the All-Mountain West Team, becoming the first pair of Cowgirl teammates to be named to the all-league team since 2018-19. Weidemann was also named to the league's All-Defense Team while Pedersen was named the Mountain West Freshman of the Year.

In her first seven seasons with the program as an assistant, the Cowgirls won 130 games, including a run of three-straight 20-plus win seasons from 2017-19 and a Mountain West Tournament title and NCAA Tournament appearance in 2020-21. UW has played in the postseason five times (4 WNIT, 1 NCAA) with Ezell on staff, has had 18 All-Mountain West performers and 48 MW Scholar-Athletes.

She came to Wyoming after spending four seasons at Southeast Missouri State. She joined the staff in 2011 and was responsible for working with the guards along with organizing practices, game day preparation and running summer camps. In 2012-13, she helped mentor Kara Wright to an Ohio Valley Conference All-Newcomer selection, marking the first Redhawk to earn postseason honors since the 2008-09 season.

Ezell spent the 2010-11 season as an assistant coach at Fairfield University, where the Stags posted a 17-13 overall record and a 10-8 mark in the Metro Atlantic Athletic Conference. She worked primarily with perimeter players while assisting in the day-to-day operations of the program, including practice and game planning, recruiting and coordinating the team's community service efforts.

Ezell had a highly decorated career both collegiately and professionally which began as a four-year letterwinner at Iowa State University (2005-09). She finished her career tied for the Cyclones' career record with 287 made three-point field goals and finished 10th in program history with 1,339 points. In her senior season, Ezell earned Second Team All-Big 12 honors. She ranked 27th nationally with 2.5 three-point field goals made per game and eighth in the Big 12 with 3.5 assists per contest. Ezell also earned a spot on the 2008 Big 12 All-Tournament Team and helped the Cyclones to three NCAA appearances including the Elite Eight in 2009.

Ezell moved onto the professional level in 2009-10, playing in Iceland for Haukar where she was named Best Player in the Iceland Express League. She led the league in points and steals while finishing second in assists and rebounds. She also earned Most Valuable Player recognition in the league's All-Star Game.

A native of Springfield, Mo., Ezell led her Kickapoo High School team to two state championships and a 113-7 record during her prep years. She was named Miss Show Me Basketball as Missouri's top player in 2005. Ezell graduated from Iowa State in 2009 with bachelor's degrees in management and marketing.



## THE EZELL PROFILE

Hometown..... Springfield, Mo.  
High School ..... Kickapoo HS  
Alma Mater ..... Iowa State, 2009 (Management & Marketing)  
Family..... Wife-Justine, Daughter-Dylan

### Coaching Background

2010-11 - Fairfield University as an assistant  
2011-15 - Southeast Missouri State University as an assistant  
2015-19 - University of Wyoming as an assistant  
2019-22 - University of Wyoming as associate head coach  
2022-present - University of Wyoming as head coach

### Playing Experience

2005-09 - Iowa State University  
2009-10 - Haukar (Iceland Express League)

Year	Overall			Career Record Conference			Finish	Postseason
	W	L	%	W	L	%		
2022-23	23	11	.676	13	5	.722	2nd	WNIT 2nd round
2023-24	16	14	.533	11	7	.611	3rd	WNIT

### Milestones and Accomplishments

First win - 68-45 vs Denver (11/18/22)  
First MW win - 77-72 vs Fresno State (12/31/22)  
First overtime win - 77-72 (2OT) vs Fresno State (12/31/22)  
First MW Tournament win - 72-57 vs San Jose State (3/6/23)  
First WNIT win - 75-41 vs Texas A&M-Corpus Christi (3/17/23)  
Program record for most wins by a first-year head coach





#1

# BAILEY WILBORN

5-8 • Junior • Guard

Wichita, Kan. • Andover Central HS • Maine

### CAREER STATISTICS

Year	G/GS	Min/Avg	FG-FGA	PCT	3FG-FGA	PCT	FT-FTA	PCT	OR	DR	REB/AVG	PF	A	TO	B	S	PTS	AVG
'22-'23	10/0	67/6.7	5-16	.313	5-15	.333	3-4	.750	0	3	3/0.3	4	1	5	0	1	18	1.8
'23-'24	7/0	19/2.6	0-5	.000	0-5	.000	0-0	.000	1	3	4/0.6	3	1	1	0	0	0	0.0
TOTAL	17/0	85/5.0	5-21	.238	5-20	.250	3-4	.750	1	6	7/0.4	7	2	6	0	1	18	1.1

### 2023-24 WILBORN GAME-BY-GAME

Date	Opponent	MIN	FG	3FG	FT	O-D-T	PF	A	TO	B	S	TP
N6	NORTH DAKOTA	1	0-0	0-0	0-0	0-1-1	0	0	0	0	0	0
N10	NEBRASKA	DNP										
N14	at Denver	DNP										
N18	at Gonzaga	DNP										
N21	CHADRON STATE	9	0-2	0-2	0-0	0-2-2	2	1	1	0	0	0
N28	BYU	DNP										
D3	at Oklahoma State	DNP										
D10	CREIGHTON	DNP										
D17	at Montana State	DNP										
D21	vs. Wright State	DNP										
D22	vs. Eastern Washington	DNP										
D30	BOISE STATE*	DNP										
J3	at Utah State*	0+	0-0	0-0	0-0	0-0-0	0	0	0	0	0	0
J6	at Air Force*	DNP										
J10	SAN DIEGO STATE*	DNP										
J17	at New Mexico*	DNP										
J20	COLORADO STATE*	DNP										
J24	AIR FORCE*	DNP										
J27	at Fresno State*	2	0-0	0-0	0-0	0-0-0	0	0	0	0	0	0
J31	at UNLV*	DNP										
F3	NEVADA*	DNP										
F7	UTAH STATE*	2	0-2	0-2	0-0	1-0-1	1	0	0	0	0	0
F10	at Boise State*	2	0-0	0-0	0-0	0-0-0	0	0	0	0	0	0
F17	at Colorado State*	DNP										
F21	UNLV*	DNP										
F24	NEW MEXICO*	DNP										
F28	at San Jose State*	4	0-1	0-1	0-0	0-0-0	0	0	0	0	0	0
M2	FRESNO STATE*	DNP										
M5	at San Diego State*	DNP										
M11	vs. Boise State#	DNP										

### WILBORN SEASON HIGHS

Minutes  
9 vs. Chadron State (11/21/23)

Points

Rebounds  
2 vs. Chadron State (11/21/23)

Assists  
1 vs. Chadron State (11/21/23)

Blocks

Steals

Field Goals

Three-Point Field Goals

Free Throws

### WILBORN CAREER HIGHS

Minutes  
31 vs. Boston (11/21/21)

Points  
14 vs. Army (11/26/21)

Rebounds  
4 vs. Rhode Island (12/12/21)

Assists  
1 (7) vs. Chadron State (11/21/23)

Blocks

Steals  
1 (3) vs. Denver (11/18/22)

Field Goals  
4 (3) vs. Army (11/26/21)

Three-Point Field Goals  
4 (3) vs. Army (11/26/21)

Free Throws  
2 (3) vs. Kansas City (12/11/22)

### SUPERLATIVES

Double-Figure Scoring

2021-22: 3  
2022-23: 0  
Career: 3

Five-Plus Assists

2021-22: 0  
2022-23: 0  
Career: 0

Double-Doubles

2021-22: 0  
2022-23: 0  
Career: 0

### WILBORN PLAYER NOTES

Sophomore (2022-23)

Played in 10 games in 2022-23 and averaged 6.7 minutes and 1.8 points per game. Scored nine points against New Mexico Highlands and had two boards at Utah State (2/9). Finished the season with three rebounds and had a steal. Made five 3-pointers and a trio of free throws.

Before UW

Wilborn spent the 2021-22 season as a freshman at the University of Maine. In 2021-22 with the Black Bears, Wilborn appeared in 25 games and made a trio of starts. Wilborn averaged 2.8 points in nearly 13 minutes of action per game the past season. Wilborn had three double-digit scoring games last season, including a season-high 14 in UM's game at Army.



#2

# EMILY MELLEMA

5-11 • Junior • Guard

Lynden, Wash. • Lynden Christian HS

### CAREER STATISTICS

Year	G/GS	Min/Avg	FG-FGA	PCT	3FG-FGA	PCT	FT-FTA	PCT	OR	DR	REB/AVG	PF	A	TO	B	S	PTS	AVG
'21-'22	30/0	459/15.3	36-101	.356	11-42	.262	27-37	.730	4	34	38/1.3	27	37	45	3	12	110	3.7
'22-'23	34/0	664/19.5	72-180	.400	18-51	.353	53-72	.736	9	44	53/1.6	57	57	50	6	31	215	6.3
'23-'24	30/30	886/29.5	102-259	.394	23-87	.264	43-54	.796	13	79	92/3.1	73	87	56	12	41	270	9.0
TOTAL	94/30	2009/21.4	210-540	.389	52-180	.289	123-163	.755	26	157	183/1.9	157	181	151	21	84	595	6.3

### 2023-24 MELLEMA GAME-BY-GAME

Date	Opponent	MIN	FG	3FG	FT	O-D-T	PF	A	TO	B	S	TP
N6	NORTH DAKOTA^	29	5-15	0-3	0-0	0-0-0	2	0	0	0	3	10
N10	NEBRASKA^	18	1-5	0-2	0-0	0-1-1	2	0	1	0	0	2
N14	at Denver^	33	3-10	0-2	9-10	0-4-4	2	4	1	0	2	15
N18	at Gonzaga^	30	5-8	1-2	0-0	0-3-3	3	5	3	0	1	11
N21	CHADRON STATE^	18	1-3	0-0	0-0	0-2-2	0	2	1	1	1	2
N28	BYU^	29	3-8	0-4	0-0	1-1-2	2	4	1	1	0	6
D3	at Oklahoma State^	29	2-7	0-2	3-4	1-2-3	4	5	1	0	3	7
D10	CREIGHTON^	28	2-7	0-2	2-2	0-5-5	3	2	3	0	3	6
D17	at Montana State^	32	3-9	0-2	2-2	0-1-1	3	4	4	0	2	8
D21	vs. Wright State^	20	2-4	0-1	2-2	0-3-3	3	5	2	0	1	6
D22	vs. Eastern Washington^	26	1-5	0-1	0-0	0-2-2	3	2	5	0	3	2
D30	BOISE STATE*^	23	3-4	1-1	0-0	0-2-2	2	0	1	2	0	7
J3	at Utah State*^	27	3-8	0-2	2-2	1-3-4	2	3	2	0	1	8
J6	at Air Force*^	32	7-13	1-1	2-3	2-2-4	2	4	4	0	3	17
J10	SAN DIEGO STATE*^	29	5-7	2-4	0-0	0-3-3	2	2	0	2	0	12
J17	at New Mexico*^	26	2-8	0-3	0-0	1-4-5	5	4	4	0	0	4
J20	COLORADO STATE*^	34	9-21	7-16	0-1	0-4-4	3	6	0	0	1	25
J24	AIR FORCE*^	34	2-5	1-2	1-2	0-3-3	3	0	2	1	5	6
J27	at Fresno State*^	37	3-9	0-2	3-4	1-3-4	2	3	2	1	0	9
J31	at UNLV*^	35	5-12	0-5	2-3	0-3-3	2	1	1	1	0	12
F3	NEVADA*^	35	2-6	0-1	1-2	1-5-6	1	2	0	0	1	5
F7	UTAH STATE*^	31	4-10	1-2	0-0	1-4-5	1	4	3	0	0	9
F10	at Boise State*^	35	1-7	0-1	0-0	0-5-5	4	2	4	1	3	2
F17	at Colorado State*^	38	8-16	4-8	5-6	1-4-5	4	4	0	0	1	25
F21	UNLV*^	35	5-14	2-7	2-3	2-0-2	3	3	0	1	1	14
F24	NEW MEXICO*^	31	4-13	1-6	2-2	0-3-3	2	1	1	0	2	11
F28	at San Jose State*^	17	3-5	0-1	0-0	0-1-1	2	5	0	0	2	6
M2	FRESNO STATE*^	32	4-9	0-2	3-4	0-4-4	2	4	3	0	0	11
M5	at San Diego State*^	31	2-6	1-1	0-0	1-0-1	2	2	4	0	2	5
M11	vs. Boise State#^	31	2-5	1-1	2-2	0-2-2	2	4	3	1	0	7

\* Mountain West game | ^ starter | # MW Tournament Game

### MELLEMA SEASON HIGHS

**Minutes**  
38 at Colorado State (2/17/24)

**Points**  
25 (2) at Colorado State (2/17/24)

**Rebounds**  
6 vs. Nevada (2/3/24)

**Assists**  
6 vs. Colorado State (1/20/24)

**Blocks**  
2 (2) vs. San Diego State (1/10/24)

**Steals**  
5 vs. Air Force (1/24/24)

**Field Goals**  
9 vs. Colorado State (1/20/24)

**Three-Point Field Goals**  
7 vs. Colorado State (1/20/24)

**Free Throws**  
9 at Denver (11/14/23)

### MELLEMA CAREER HIGHS

**Minutes**  
38 at Colorado State (2/17/24)

**Points**  
25 (2) at Colorado State (2/17/24)

**Rebounds**  
6 (2) vs. Nevada (2/3/24)

**Assists**  
6 vs. Colorado State (1/20/24)

**Blocks**  
2 (3) vs. San Diego State (1/10/24)

**Steals**  
5 (2) vs. Air Force (1/24/24)

**Field Goals**  
9 vs. Colorado State (1/20/24)

**Three-Point Field Goals**  
7 vs. Colorado State (1/20/24)

**Free Throws**  
10 at San Jose State (1/14/23)

### SUPERLATIVES

**Double-Figure Scoring**  
2021-22: 1  
2022-23: 9  
2023-24: 11  
Career: 21

**Five-Plus Assists**  
2021-22: 1  
2022-23: 0  
2023-24: 5  
Career: 6

**Double-Doubles**  
2021-22: 0  
Career: 0

### MELLEMA PLAYER NOTES


#### Sophomore (2022-23)

Appeared in all 34 games and averaged 6.3 points and 1.7 assists per game. Both marks led Cowgirl reserves on the season. Ranked fourth on the team with 53 made free throws while shooting nearly 74-percent at the line. Scored a career-high 19 points in the WNIT at Kansas State (3/21). Was second on the team with 31 steals on the season. Scored in double figures nine times in 2022-23, including a stretch of five times in six games from January 14 to the 28th. Dished out a season-best four assists, four separate times and hit a career-best 10 free throws in the win at San Jose State (1/14). Also pulled down 1.6 rebounds per contest. Averaged nearly 20 minutes per game during her sophomore campaign.

#### Freshman (2021-22)

Played in all 30 games during her freshman campaign. Averaged 3.7 points, 1.3 rebounds and 1.2 assists per game in 2021-22 while playing 15.3 minutes a contest. Fifth on the team with 12 steals on the year and was sixth with 27 made free throws. Scored 10 points in the win over Boise State (1/26) and had a season-high five assists in the triple overtime win over Tulsa in the WNIT (3/20). Recorded a pair of steals three times in 2021-22. Played a season-high 35 minutes in the victory against Tulsa and added four rebounds and two steals. Had 11 contests where she scored five-or-more points.





#3

# GRACE MOYERS

5-8 • Sophomore • Guard

Erie, Colo. • Erie High School

### CAREER STATISTICS

Year	G/GS	Min/Avg	FG-FGA	PCT	3FG-FGA	PCT	FT-FTA	PCT	OR	DR	REB/AVG	PF	A	TO	B	S	PTS	AVG
'22-23	13/0	52/4.0	3-16	.188	3-16	.188	3-4	.750	0	5	5/0.4	1	0	7	0	2	12	0.9
'23-'24	8/0	24/3.1	1-5	.200	1-4	.250	2-2	1.000	0	1	1/0.1	0	2	1	0	0	5	0.6
TOTAL	21/0	77/3.7	4-21	.190	4-20	.200	5-6	.833	0	6	6/0.3	1	2	8	0	2	17	0.8

### 2023-24 MOYERS GAME-BY-GAME

Date	Opponent	MIN	FG	3FG	FT	O-D-T	PF	A	TO	B	S	TP
N6	NORTH DAKOTA	1	0-0	0-0	2-2	0-0-0	0	0	0	0	0	2
N10	NEBRASKA	0+	0-0	0-0	0-0	0-0-0	0	0	0	0	0	0
N14	at Denver	2	0-0	0-0	0-0	0-0-0	0	0	1	0	0	0
N18	at Gonzaga	DNP										
N21	CHADRON STATE	15	1-3	1-3	0-0	0-0-0	0	2	0	0	0	3
N28	BYU	DNP										
D3	at Oklahoma State	DNP										
D10	CREIGHTON	DNP										
D17	at Montana State	DNP										
D21	vs. Wright State	DNP										
D22	vs. Eastern Washington	DNP										
D30	BOISE STATE*	DNP										
J3	at Utah State*	DNP										
J6	at Air Force*	DNP										
J10	SAN DIEGO STATE*	DNP										
J17	at New Mexico*	DNP										
J20	COLORADO STATE*	DNP										
J24	AIR FORCE*	DNP										
J27	at Fresno State*	2	0-0	0-0	0-0	0-1-1	0	0	0	0	0	0
J31	at UNLV*	DNP										
F3	NEVADA*	DNP										
F7	UTAH STATE*	2	0-1	0-1	0-0	0-0-0	0	0	0	0	0	0
F10	at Boise State*	2	0-1	0-0	0-0	0-0-0	0	0	0	0	0	0
F17	at Colorado State*	DNP										
F21	UNLV*	DNP										
F24	NEW MEXICO*	DNP										
F28	at San Jose State*	2	0-0	0-0	0-0	0-0-0	0	0	0	0	0	0
M2	FRESNO STATE*	DNP										
M5	at San Diego State*	DNP										
M11	vs. Boise State#	DNP										

### MOYERS SEASON HIGHS

- Minutes  
15 vs. Chadron State (11/21/23)
- Points  
3 vs. Chadron State (11/21/23)
- Rebounds  
1 at Fresno State (1/27/24)
- Assists  
2 vs. Chadron State (11/21/23)
- Blocks
- Steals
- Field Goals  
1 vs. Chadron State (11/21/23)
- Three-Point Field Goals  
1 vs. Chadron State (11/21/23)
- Free Throws  
2 vs. North Dakota (11/6/23)

### MOYERS CAREER HIGHS

- Minutes  
15 vs. Chadron State (11/21/23)
- Points  
3 (4) vs. Chadron State (11/21/23)
- Rebounds  
2 at Pacific (11/25/22)
- Assists  
2 vs. Chadron State (11/21/23)
- Blocks
- Steals  
1 (2) vs. San Jose State (3/6/23)
- Field Goals  
1 (4) vs. Chadron State (11/21/23)
- Three-Point Field Goals  
1 (4) vs. Chadron State (11/21/23)
- Free Throws  
2 (2) vs. North Dakota (11/6/23)

### SUPERLATIVES

- Double-Figure Scoring  
2022-23: 0  
Career: 0
- 5+ Assists  
2022-23: 0  
Career: 0
- Double-Doubles  
2022-23: 0  
Career: 0

### MOYERS PLAYER NOTES

#### Freshman (2022-23)

Played in 13 games and averaged four minutes per contest. Scored three points, three separate times, with the most recent coming in the WNIT against Texas A&M-Corpus Christi. Grabbed two rebounds against Pacific (11/25). Played 14 minutes against New Mexico Highlands. Made a trio of 3-pointers and free throws in 2022-23.

#### High School

Moyers was a Second Team All-State selection in 2021, following her junior season at Erie High School and was also the Northern Athletic Conference's Player of the Year in 2021. Moyers was also a two-time (2020 and 2021) First Team All-Region and All-League honoree. Moyers was also a decorated lacrosse student-athlete at Erie, had a perfect 4.0 GPA and was a member of the National Honor Society. Moyers enrolled early at UW in the spring semester of 2022.



#5

# TESS BARNES

6-2 • Junior • Guard/Forward

Gisborne, Australia • Maribyrnong Secondary

### CAREER STATISTICS

Year	G/GS	Min/Avg	FG-FGA	PCT	3FG-FGA	PCT	FT-FTA	PCT	OR	DR	REB/AVG	PF	A	TO	B	S	PTS	AVG
'21-'22	19/0	164/8.7	8-43	.186	7-35	.200	2-2	1.000	8	29	37/1.9	18	14	13	6	3	25	1.3
'22-'23	34/2	650/19.1	57-149	.383	33-102	.324	8-11	.727	19	71	90/2.6	47	42	48	18	21	155	4.6
'23-'24	30/30	875/29.2	105-246	.427	58-160	.363	19-25	.760	8	105	113/3.8	69	52	67	19	21	287	9.6
TOTAL	83/32	1689/20.4	170-438	.388	98-297	.330	29-38	.763	35	205	240/2.9	134	108	128	43	45	467	5.6

### 2023-24 BARNES GAME-BY-GAME

Date	Opponent	MIN	FG	3FG	FT	O-D-T	PF	A	TO	B	S	TP
N6	NORTH DAKOTA^	29	3-8	1-4	2-2	0-3-3	2	7	3	0	0	9
N10	NEBRASKA^	24	2-7	0-4	0-0	0-2-2	2	1	3	0	1	4
N14	at Denver^	29	4-8	2-4	2-2	1-4-5	3	1	3	0	1	12
N18	at Gonzaga^	26	4-9	2-7	1-1	0-0-0	1	2	3	0	1	11
N21	CHADRON STATE^	17	3-5	1-2	2-2	1-2-3	0	2	0	2	0	9
N28	BYU^	35	4-7	3-6	2-2	0-4-4	3	1	2	0	0	13
D3	at Oklahoma State^	28	2-9	1-6	0-0	0-2-2	3	2	2	0	1	5
D10	CREIGHTON^	36	2-8	2-6	0-0	1-7-8	3	1	0	0	1	6
D17	at Montana State^	29	1-6	0-4	1-2	2-2-4	4	1	4	0	1	3
D21	vs. Wright State^	32	7-9	5-7	0-0	0-5-5	3	2	3	2	0	19
D22	vs. Eastern Washington^	32	2-6	0-4	0-0	0-1-1	0	1	2	0	0	4
D30	BOISE STATE*^	25	4-10	2-7	3-4	0-2-2	3	2	4	1	0	13
J3	at Utah State*^	28	4-7	2-5	1-1	2-1-3	0	1	2	0	1	11
J6	at Air Force*^	31	3-6	2-4	0-0	0-4-4	1	2	0	0	2	8
J10	SAN DIEGO STATE*^	34	6-13	5-10	0-0	0-9-9	0	1	0	4	0	17
J17	at New Mexico*^	34	3-10	2-9	0-0	1-4-5	4	4	3	0	2	8
J20	COLORADO STATE*^	24	3-4	2-3	0-0	0-3-3	4	2	2	0	0	8
J24	AIR FORCE*^	32	3-9	2-7	0-0	0-4-4	2	2	7	1	0	8
J27	at Fresno State*^	33	6-12	4-7	0-0	0-3-3	2	1	4	1	0	16
J31	at UNLV*^	33	2-9	1-8	0-0	0-2-2	3	1	0	1	0	5
F3	NEVADA*^	30	2-3	0-1	2-2	0-4-4	3	1	3	1	0	6
F7	UTAH STATE*^	27	2-8	1-6	1-2	0-4-4	2	1	1	0	1	6
F10	at Boise State*^	33	2-8	1-4	0-0	0-4-4	3	1	2	1	2	5
F17	at Colorado State*^	31	8-14	5-9	0-0	0-8-8	4	0	4	0	0	21
F21	UNLV*^	39	3-11	1-6	0-1	0-5-5	1	5	2	1	1	7
F24	NEW MEXICO*^	26	3-6	1-2	0-0	0-3-3	3	1	2	0	3	7
F28	at San Jose State*^	26	8-13	5-8	0-0	0-7-7	1	2	1	2	0	21
M2	FRESNO STATE*^	33	4-6	3-3	2-4	0-0-0	1	0	0	2	1	13
M5	at San Diego State*^	12	2-3	1-2	0-0	0-2-2	5	1	2	0	1	5
M11	vs. Boise State#^	26	3-12	1-5	0-0	0-4-4	3	3	3	0	1	7

\* Mountain West game | ^ starter | # MW Tournament game

### BARNES SEASON HIGHS

**Minutes**  
39 vs. UNLV (2/21/24)

**Points**  
21 (2) at San Jose State (2/28/24)

**Rebounds**  
9 vs. San Diego State (1/10/24)

**Assists**  
7 vs. North Dakota (11/6/23)

**Blocks**  
4 vs. San Diego State (1/10/24)

**Steals**  
3 vs. New Mexico (2/24/24)

**Field Goals**  
8 (2) at San Jose State (2/28/24)

**Three-Point Field Goals**  
5 (4) at San Jose State (2/28/24)

**Free Throws**  
3 vs. Boise State (12/30/23)

### BARNES CAREER HIGHS

**Minutes**  
39 vs. UNLV (2/21/24)

**Points**  
21 (2) at San Jose State (2/28/24)

**Rebounds**  
9 vs. San Diego State (1/10/24)

**Assists**  
7 vs. North Dakota (11/6/23)

**Blocks**  
4 (2) vs. San Diego State (1/10/24)

**Steals**  
4 at Kansas State (3/21/23)

**Field Goals**  
8 (2) at San Jose State (2/28/24)

**Three-Point Field Goals**  
5 (4) at San Jose State (2/28/24)

**Free Throws**  
3 vs. Boise State (12/30/23)

### SUPERLATIVES

**Double-Figure Scoring**  
2021-22: 0  
2022-23: 3  
2023-24: 11  
Career: 14

**20-Plus Point Games**  
2023-24: 2  
Career: 2

### BARNES PLAYER NOTES

#### Sophomore (2022-23)

Played in all 34 games and made a pair of starts. Averaged 4.6 points and 2.6 rebounds per game while blocking 18 shots and tallying 21 steals. Scored a career-high 13 points in the Mountain West Tournament Championship Game against UNLV. Set a career-best in rebounds with eight at Utah State (2/9). Was second on the team with 33 made 3-pointers, including 10 contests with 2-plus makes. Scored in double figures three times during the season and had six contests with four assists. Tallied four blocks at Utah State and four steals in the WNIT at Kansas State (3/21).

#### Freshman (2021-22)

Barnes played in 19 games in 2021-22 and averaged nearly nine minutes per contest. Averaged 1.3 points and 1.9 rebounds per game and tallied 14 assists and six blocks. Scored a season-high eight points, twice, coming at Utah State (1/22) and at home against San Jose (2/9). Made a pair of 3-pointers in both of those contests. Pulled down a season-high four rebounds, four times.





#10

# PAULA SALAZAR

6-3 • Senior • Forward

Barcelona, Spain • Institute Vilanova del Vallés

### CAREER STATISTICS

Year	G/GS	Min/Avg	FG-FGA	PCT	3FG-FGA	PCT	FT-FTA	PCT	OR	DR	REB/AVG	PF	A	TO	B	S	PTS	AVG
'20-21	14/0	77/5.5	7-33	.212	1-12	.083	1-4	.250	3	9	12/0.9	12	3	6	6	2	16	1.1
'21-22	25/0	241/9.6	41-90	.456	3-15	.200	10-14	.714	17	32	49/2.0	21	6	15	10	3	95	3.8
'22-23	8/0	43/5.3	4-8	.500	0-1	.000	3-4	.750	0	12	12/1.5	8	0	2	2	1	11	1.4
'23-'24	2/0	11/5.3	2-4	.500	0-0	.000	0-1	.000	0	1	1/0.5	1	0	0	0	1	4	2.0
TOTAL	49/0	371/7.6	54-135	.400	4-28	.143	14-23	.609	20	54	74/1.6	42	9	23	18	7	126	2.6

### 2023-24 SALAZAR GAME-BY-GAME

Date	Opponent	MIN	FG	3FG	FT	O-D-T	PF	A	TO	B	S	TP
N6	NORTH DAKOTA	1	0-0	0-0	0-0	0-0-0	0	0	0	0	0	0
N10	NEBRASKA	DNP										
N14	at Denver	DNP										
N18	at Gonzaga	DNP										
N21	CHADRON STATE	10	2-4	0-0	0-1	0-1-1	1	0	0	0	1	4
N28	BYU	DNP										
D3	at Oklahoma State	DNP										
D10	CREIGHTON	DNP										
D17	at Montana State	DNP										
D21	vs. Wright State	DNP										
D22	vs. Eastern Washington	DNP										
D30	BOISE STATE*	DNP										
J3	at Utah State*	DNP										
J6	at Air Force*	DNP										
J10	SAN DIEGO STATE*	DNP										
J17	at New Mexico*	DNP										
J20	COLORADO STATE*	DNP										
J24	AIR FORCE*	DNP										
J27	at Fresno State*	DNP										
J31	at UNLV*	DNP										
F3	NEVADA*	DNP										
F7	UTAH STATE*	DNP										
F10	at Boise State*	DNP										
F17	at Colorado State*	DNP										
F21	UNLV*	DNP										
F24	NEW MEXICO*	DNP										
F28	at San Jose State*	DNP										
M2	FRESNO STATE*	DNP										
M5	at San Diego State*	DNP										
M11	vs. Boise State#	DNP										

\* Mountain West game | ^ starter

### SALAZAR SEASON HIGHS

**Minutes**  
10 vs. Chadron State (11/21/23)

**Points**  
4 vs. Chadron State (11/21/23)

**Rebounds**  
1 vs. Chadron State (11/21/23)

**Assists**

**Blocks**

**Steals**  
1 vs. Chadron State (11/21/23)

**Field Goals**  
2 vs. Chadron State (11/21/23)

**Three-Point Field Goals**

### Free Throws

### SALAZAR CAREER HIGHS

**Minutes**  
21 vs. Boise State (1/26/22)

**Points**  
15 vs. Boise State (1/26/22)

**Rebounds**  
8 vs. New Mexico Highlands (12/5/22)

**Assists**  
2 at Colorado State (2/17/22)

**Blocks**  
2 (4) at UNLV (12/31/21)

**Steals**  
2 at UNLV (12/14/20)

**Field Goals**  
7 vs. Boise State (1/26/22)

**Three-Point Field Goals**  
1 (4) at UNLV (12/31/21)

**Free Throws**  
2 (4) vs. New Mexico Highlands (12/5/22)

### SUPERLATIVES

**Double-Figure Scoring**  
2020-21: 0  
2021-22: 1  
Career: 1

**Double-Figure Rebounding**  
2020-21: 0  
Career: 0

**Double-Doubles**  
2020-21: 0  
Career: 0

### SALAZAR PLAYER NOTES

#### Junior (2022-23)

Played in eight games during the year, averaging 1.3 points and 1.5 rebounds per game while averaging just over five minutes per contest. Scored a season-high six points against N.M. Highlands (12/5) to go with eight rebounds and a block. Had two blocks on the season and shot 50-percent from the floor.

#### Sophomore (2021-22)

Appeared in 25 games in 2021-22 and averaged 3.8 points and two rebounds per game. Was second on the team with 10 blocks on the season and shot 45.6-percent from the floor. Scored a career-high 15 points on 7-of-14 shooting while grabbing five rebounds in the win over Boise State (1/26). Recorded a career-high six rebounds and added eight points against Chadron State (11/22). Recorded a season-best two blocks, twice, in 2021-22. Averaged nearly 10 minutes of playing time per game. Went 10-of-14 at the free-throw line.

#### Freshman (2020-21)

Played in 14 games and averaged 5.5 minutes per contest. Averaged 1.1 points and just under one rebound per game with the Cowgirls in her first season. Scored a season-best six points against UNLV (12/12) and grabbed a pair of rebounds four times in 2020-21. Had six blocks defensively and dished out three assists. Made an appearance in the NCAA Tournament against UCLA.



# #11 MADI SYMONS

6-0 • Freshman • Forward

Coeur d'Alene, Idaho • Coeur d'Alene High School

### CAREER STATISTICS

Year	G/GS	Min/Avg	FG-FGA	PCT	3FG-FGA	PCT	FT-FTA	PCT	OR	DR	REB/AVG	PF	A	TO	B	S	PTS	AVG
'23-'24	30/0	304/10.1	11-28	.393	2-9	.222	4-12	.333	6	30	36/1.2	33	14	26	2	5	28	0.9
TOTAL	30/0	304/10.1	11-28	.393	2-9	.222	4-12	.333	6	30	36/1.2	33	14	26	2	5	28	0.9

### 2023-24 SYMONS GAME-BY-GAME

Date	Opponent	MIN	FG	3FG	FT	O-D-T	PF	A	TO	B	S	TP
N6	NORTH DAKOTA	10	1-1	0-0	0-0	0-3-3	0	0	0	0	0	2
N10	NEBRASKA	16	0-1	0-0	0-0	0-1-1	1	0	3	0	2	0
N14	at Denver	12	1-1	0-0	2-2	1-3-4	1	0	1	0	0	4
N18	at Gonzaga	14	1-2	1-2	0-0	0-2-2	0	0	0	1	0	3
N21	CHADRON STATE	16	2-4	0-0	0-0	2-0-2	3	1	1	0	0	4
N28	BYU	5	0-1	0-1	0-0	0-0-0	1	0	0	0	0	0
D3	at Oklahoma State	8	0-1	0-0	0-0	0-1-1	2	0	2	0	0	0
D10	CREIGHTON	4	0-1	0-1	0-0	0-0-0	1	0	0	0	0	0
D17	at Montana State	11	0-0	0-0	0-0	0-1-1	2	0	3	0	0	0
D21	vs. Wright State	9	0-1	0-1	1-2	0-1-1	1	0	0	0	0	1
D22	vs. Eastern Washington	8	0-1	0-1	0-0	0-2-2	0	0	1	0	0	0
D30	BOISE STATE*	17	0-0	0-0	0-2	1-2-3	1	1	0	0	0	0
J3	at Utah State*	12	0-0	0-0	0-2	0-2-2	0	1	1	0	0	0
J6	at Air Force*	9	0-0	0-0	0-0	0-0-0	2	0	1	0	0	0
J10	SAN DIEGO STATE*	6	0-0	0-0	0-0	0-0-0	1	0	0	0	0	0
J17	at New Mexico*	6	1-2	0-1	0-0	0-0-0	0	0	0	0	0	2
J20	COLORADO STATE*	6	0-1	0-1	0-0	0-1-1	3	1	1	0	0	0
J24	AIR FORCE*	7	1-2	0-0	0-0	0-1-1	0	0	0	0	0	2
J27	at Fresno State*	8	0-1	0-0	0-2	0-1-1	4	2	0	0	0	0
J31	at UNLV*	7	0-0	0-0	0-0	0-1-1	0	0	0	1	0	0
F3	NEVADA*	12	1-1	0-0	0-0	0-1-1	1	0	2	0	0	2
F7	UTAH STATE*	13	1-1	0-0	1-2	1-1-2	0	0	1	0	1	3
F10	at Boise State*	7	0-2	0-0	0-0	0-1-1	1	0	1	0	0	0
F17	at Colorado State*	4	0-1	0-0	0-0	0-0-0	1	0	1	0	0	0
F21	UNLV*	6	0-0	0-0	0-0	0-0-0	1	1	0	0	0	0
F24	NEW MEXICO*	14	0-1	0-0	0-0	0-1-1	1	1	1	0	1	0
F28	at San Jose State*	14	1-1	1-1	0-0	0-1-1	0	2	2	0	0	3
M2	FRESNO STATE*	7	0-0	0-0	0-0	0-0-0	1	0	1	0	0	0
M5	at San Diego State*	24	1-1	0-0	0-0	1-3-4	1	1	2	0	1	2
M11	vs. Boise State#	14	0-0	0-0	0-0	0-0-0	2	3	1	0	0	0

\* Mountain West game | ^ starter | # MW Tournament game

### SYMONS SEASON HIGHS

- Minutes  
24 at San Diego State (3/5/24)
- Points  
4 (2) vs. Chadron State (11/21/23)
- Rebounds  
4 (2) at San Diego State (3/5/24)
- Assists  
3 vs. Boise State (3/11/24)
- Blocks  
1 (2) at UNLV (1/31/24)
- Steals  
2 vs. Nebraska (11/10/23)
- Field Goals  
2 vs. Chadron State (11/21/23)
- Three-Point Field Goals  
1 (2) at San Jose State (2/28/24)
- Free Throws  
2 at Denver (11/14/23)

### SYMONS CAREER HIGHS

- Minutes  
24 at San Diego State (3/5/24)
- Points  
4 (2) vs. Chadron State (11/21/23)
- Rebounds  
4 (2) at San Diego State (3/5/24)
- Assists  
3 vs. Boise State (3/11/24)
- Blocks  
1 (2) at UNLV (1/31/24)
- Steals  
2 vs. Nebraska (11/10/23)
- Field Goals  
2 vs. Chadron State (11/21/23)
- Three-Point Field Goals  
1 (2) at San Jose State (2/28/24)
- Free Throws  
2 at Denver (11/14/23)

### SUPERLATIVES


- Double-Figure Scoring  
2023-24:  
Career: 0
- Double-Figure Rebounding  
2023-24:  
Career:
- Double-Doubles  
2023-24: 0  
Career:

### SYMONS PLAYER NOTES

#### High School

Symons was a multiple-time IEL Most Valuable Player and North Idaho Hall of Fame Female Basketball Player of the Year. A four-time All-IEL selection, Symons was named First Team All-State and State Tournament All-Tournament Team following her senior season. Symons became Coeur d'Alene's all-time leading scorer and rebounder in 2023 and helped lead Coeur d'Alene to two district titles and three league championships. Symons closed her career as a four-time Idaho All-State selection.





# #12 MALENE PEDERSEN

5-11 • Sophomore • Guard  
Aabyhoj, Denmark • Kansas State

### CAREER STATISTICS

Year	G/GS	Min/Avg	FG-FGA	PCT	3FG-FGA	PCT	FT-FTA	PCT	OR	DR	REB/AVG	PF	A	TO	B	S	PTS	AVG
'22-'23	34/34	981/28.9	133-285	.467	27-84	.321	82-93	.882	33	103	136/4.0	54	81	53	2	16	375	11.0
'23-'24	30/29	894/29.8	123-263	.468	27-93	.290	48-54	.889	19	82	101/3.4	35	64	37	1	26	321	10.7
TOTAL	64/63	1875/29.3	256-548	.467	54-177	.305	130-147	.884	52	185	237/3.7	89	145	90	3	42	696	10.9

### 2023-24 PEDERSEN GAME-BY-GAME

Date	Opponent	MIN	FG	3FG	FT	O-D-T	PF	A	TO	B	S	TP
N6	NORTH DAKOTA	21	3-6	0-2	0-0	0-2-2	4	4	2	0	1	6
N10	NEBRASKA^	28	2-9	1-4	8-10	0-7-7	2	3	0	0	2	13
N14	at Denver^	31	5-10	2-5	0-0	1-2-3	1	1	0	0	2	12
N18	at Gonzaga^	32	4-9	1-5	0-0	1-1-2	0	4	2	0	1	9
N21	CHADRON STATE^	15	3-6	0-1	3-3	0-4-4	1	1	2	0	0	9
N28	BYU^	22	6-11	1-3	6-6	1-0-1	0	0	1	0	0	19
D3	at Oklahoma State^	25	4-8	1-1	0-0	2-2-4	0	2	2	0	1	9
D10	CREIGHTON^	27	2-9	1-5	2-2	1-1-2	2	1	0	0	1	7
D17	at Montana State^	34	6-11	4-7	2-2	2-3-5	0	3	1	0	2	18
D21	vs. Wright State^	29	1-5	0-3	1-2	2-3-5	0	3	2	0	0	3
D22	vs. Eastern Washington^	35	6-10	1-4	0-0	1-3-4	1	2	3	0	0	13
D30	BOISE STATE*^	33	5-7	1-2	0-0	0-3-3	0	2	2	0	1	11
J3	at Utah State*^	25	1-6	1-4	0-0	0-3-3	0	4	3	0	0	3
J6	at Air Force*^	35	5-9	0-1	0-0	0-3-3	1	1	0	0	1	10
J10	SAN DIEGO STATE*^	31	4-12	0-5	0-0	0-3-3	2	2	0	0	1	8
J17	at New Mexico*^	32	6-12	1-6	0-0	1-4-5	2	2	1	0	0	13
J20	COLORADO STATE*^	33	3-7	0-2	0-0	0-4-4	0	3	1	0	2	6
J24	AIR FORCE*^	33	2-6	0-0	11-11	1-3-4	2	3	0	0	2	15
J27	at Fresno State*^	28	5-7	2-2	1-2	0-2-2	1	1	2	0	1	13
J31	at UNLV*^	37	5-9	0-2	2-2	1-1-2	0	2	2	1	0	12
F3	NEVADA*^	29	3-12	0-4	4-4	3-3-6	1	1	2	0	0	10
F7	UTAH STATE*^	30	4-7	1-1	1-2	1-1-2	2	1	0	0	1	10
F10	at Boise State*^	30	6-11	2-4	2-2	0-1-1	1	1	3	0	0	16
F17	at Colorado State*^	34	4-8	1-3	2-2	0-4-4	3	3	1	0	1	11
F21	UNLV*^	33	4-10	0-4	0-0	0-6-6	4	3	0	0	0	8
F24	NEW MEXICO*^	23	7-9	1-1	1-1	0-3-3	1	1	1	0	1	16
F28	at San Jose State*^	25	6-9	2-3	0-0	0-1-1	0	2	0	0	0	14
M2	FRESNO STATE*^	31	1-7	0-2	0-0	0-3-3	1	4	1	0	1	2
M5	at San Diego State*^	35	4-11	2-4	2-2	1-3-4	3	3	2	0	3	12
M11	vs. Boise State#^	33	6-10	1-3	0-1	0-3-3	0	1	1	0	1	13

\* Mountain West game | ^ starter | # MW Tournament game

### PEDERSEN SEASON HIGHS

- Minutes  
37 at UNLV (1/31/24)
- Points  
19 vs. BYU (11/28/23)
- Rebounds  
7 vs. Nebraska (11/10/23)
- Assists  
4 (4) vs. Fresno State (3/2/24)
- Blocks  
1 at UNLV (1/31/24)
- Steals  
3 at San Diego State (3/5/24)
- Field Goals  
7 vs. New Mexico (2/24/24)
- Three-Point Field Goals  
4 at Montana State (12/17/23)
- Free Throws  
11 vs. Air Force (1/24/24)

### PEDERSEN CAREER HIGHS

- Minutes  
40 vs. Fresno State (12/31/22)
- Points  
24 vs. San Jose State (3/6/23)
- Rebounds  
9 (2) vs. Nevada (2/23/23)
- Assists  
7 at Air Force (1/11/23)
- Blocks  
1 (3) at UNLV (1/31/24)
- Steals  
3 (2) at San Diego State (3/5/24)
- Field Goals  
8 vs. Kansas City (12/11/22)
- Three-Point Field Goals  
4 at Montana State (12/17/23)
- Free Throws  
11 vs. Air Force (1/24/24)

### SUPERLATIVES

- Double-Figure Scoring  
2022-23: 19  
2023-24: 19  
Career: 38
- 20-Plus Points  
2022-23: 2  
Career: 2
- Five-Plus Assists  
2022-23: 2  
Career: 2

### PEDERSEN PLAYER NOTES

#### Honors

Mountain West Freshman of the Year (2022-23); Mountain West All-Freshman Team (2022-23); Mountain West Tournament All-Tournament Team (2023); 5x MW Freshman of the Week (2022-23)

#### Freshman (2022-23)

Was named the Mountain West Freshman of the Year while being selected to the league's All-Freshman Team and was named to the MW Tournament All-Tournament Team. Started in all 34 games during the season and was second on the team averaging 11 points per game, was third with four rebounds per contest and was second on the team with 81 assists. Led all Mountain West freshman in scoring and assists per game. Was second on the team with 133 made field goals on 47-percent shooting. Made 27 3-pointers in 2022-23. Led the team with 82 made free throws while shooting 88-percent at the free-throw line, which led the league. Scored in double figures 19 times and had two contests with 20-or-more points. Tallied a career-best 24 points in the Mountain West Tournament against SJSU (3/6). Grabbed a season-best nine rebounds, twice and had seven assists at Air Force (1/11). Was named the league's Freshman of the Week five times.





# #14 KATI OLLILAINEN

5-9 • Freshman • Guard  
Helsinki, Finland • Helsinki Basketball Academy

CAREER STATISTICS

Year	G/GS	Min/Avg	FG-FGA	PCT	3FG-FGA	PCT	FT-FTA	PCT	OR	DR	REB/AVG	PF	A	TO	B	S	PTS	AVG
'23-'24	24/0	339/14.1	24-57	.421	10-28	.357	9-14	.643	2	25	17/1.1	24	29	19	0	11	67	2.8
TOTAL	24/0	339/14.1	24-57	.421	10-28	.357	9-14	.643	2	25	17/1.1	24	29	19	0	11	67	2.8

2023-24 OLLILAINEN GAME-BY-GAME

Date	Opponent	MIN	FG	3FG	FT	O-D-T	PF	A	TO	B	S	TP
N6	NORTH DAKOTA	24	5-8	2-5	2-2	0-1-1	1	1	2	0	1	14
N10	NEBRASKA	24	1-5	1-3	2-2	0-2-2	3	2	0	0	0	5
N14	at Denver	7	0-2	0-1	0-0	0-0-0	0	0	0	0	0	0
N18	at Gonzaga	28	4-7	2-4	0-0	0-3-3	0	2	1	0	0	10
N21	CHADRON STATE	18	0-2	0-0	0-0	0-1-1	0	2	0	0	2	0
N28	BYU	16	2-2	0-0	0-0	0-0-0	1	3	0	0	2	4
D3	at Oklahoma State	22	0-4	0-3	1-2	0-0-0	5	1	1	0	1	1
D10	CREIGHTON	12	0-2	0-1	0-0	1-1-2	2	0	0	0	0	0
D17	at Montana State	8	0-0	0-0	1-2	0-2-2	0	0	0	0	0	1
D21	vs. Wright State	20	0-2	0-1	0-0	0-1-1	0	3	2	0	1	0
D22	vs. Eastern Washington	17	1-3	0-0	0-0	0-2-2	0	1	0	0	1	2
D30	BOISE STATE*	17	0-1	0-0	0-0	1-3-4	0	3	0	0	0	0
J3	at Utah State*	13	1-3	0-2	0-0	0-3-3	1	1	0	0	1	2
J6	at Air Force*	8	2-2	0-0	0-2	0-0-0	0	1	2	0	0	4
J10	SAN DIEGO STATE*	11	1-1	1-1	0-0	0-0-0	0	0	0	0	0	0
J17	at New Mexico*	13	2-4	1-2	0-0	0-2-2	3	1	3	0	0	5
J20	COLORADO STATE*	6	0-1	0-1	0-0	0-0-0	0	1	1	0	0	0
J24	AIR FORCE*	6	0-0	0-0	1-2	0-1-1	1	0	0	0	0	1
J27	at Fresno State*	DNP										
J31	at UNLV*	DNP										
F3	NEVADA*	DNP										
F7	UTAH STATE*	DNP										
F10	at Boise State*	DNP										
F17	at Colorado State*	DNP										
F21	UNLV*	10	1-3	0-1	0-0	0-1-1	1	2	1	0	1	2
F24	NEW MEXICO*	9	1-1	1-1	0-0	0-1-1	1	0	1	0	0	3
F28	at San Jose State*	23	2-2	1-1	2-2	0-1-1	2	4	4	0	0	7
M2	FRESNO STATE*	8	1-2	1-1	0-0	0-0-0	1	0	0	0	0	3
M5	at San Diego State*	9	0-0	0-0	0-0	0-0-0	2	1	1	0	1	0
M11	vs. Boise State#	9	0-0	0-0	0-0	0-0-0	0	0	0	0	0	0

\* Mountain West game | ^ starter | # MW Tournament game

OLLILAINEN SEASON HIGHS

- Minutes  
28 at Gonzaga (11/18/23)
- Points  
14 vs. North Dakota (11/6/23)
- Rebounds  
4 vs. Boise State (12/30/23)
- Assists  
4 at San Jose State (2/28/24)
- Blocks
- Steals  
2 (2) vs. BYU (11/28/23)
- Field Goals  
5 vs. North Dakota (11/6/23)
- Three-Point Field Goals  
2 (2) at Gonzaga (11/18/23)
- Free Throws  
2 (3) at San Jose State (2/28/24)

OLLILAINEN CAREER HIGHS

- Minutes  
28 at Gonzaga (11/18/23)
- Points  
14 vs. North Dakota (11/6/23)
- Rebounds  
4 vs. Boise State (12/30/23)
- Assists  
4 at San Jose State (2/28/24)
- Blocks
- Steals  
2 (2) vs. BYU (11/28/23)
- Field Goals  
5 vs. North Dakota (11/6/23)
- Three-Point Field Goals  
2 (2) at Gonzaga (11/18/23)
- Free Throws  
2 (3) at San Jose State (2/28/24)

SUPERLATIVES

- Double-Figure Scoring  
2023-24: 2  
Career: 2
- 20-Plus Points  
2023-24: 0  
Career: 0
- Five-Plus Assists  
2023-24:  
Career:

OLLILAINEN PLAYER NOTES

High School

Ollilainen spent the previous two seasons as the team captain of HBA-Märsky (Helsinki Basketball Academy) in the Naisten Korisliiga, the highest tier league in Finland. Through four games this season with Märsky, Ollilainen is averaging 18.8 points, 5.8 rebounds, 2.8 assists and 1.8 steals per game in 33 minutes of action. The 2018-19 U19 Finnish League Player of the Year averaged nearly 20 points per game to go along with 7.7 rebounds and 5.2 assists per that season. Ollilainen also has extensive FIBA experience, where she was selected to play for the Finnish National Team at the 2021 FIBA Women's Eurobasket Qualifiers. Ollilainen has also played on the U18 and U16 Nordic Champions for Finland, where she was selected to the All-Star Five at both tournaments. She was also named the team captain for the U20 Finnish National Team, as well as the U18 and U16 national teams. During European Championship play, Ollilainen has impressed throughout her career. At the FIBA U20's, she averaged 10 points, five rebounds and 4.6 assists per game in seven contests. In five games at the U16's, she averaged 13.2 points, 7.6 boards and 3.4 assists per game. During Division B play, also at the U16's, where she helped her squad to promotion to the "A" Division, Ollilainen averaged 10.6 points, 5.1 rebounds and 4.1 assists per game during eight games of action.





# #15 MARTA SAVIC

6-1 • Senior • Forward  
Zagreb, Croatia • Sport Gymnasium

### CAREER STATISTICS

Year	G/GS	Min/Avg	FG-FGA	PCT	3FG-FGA	PCT	FT-FTA	PCT	OR	DR	REB/AVG	PF	A	TO	B	S	PTS	AVG
'20-'21	21/0	151/7.2	35-57	.614	0-0	.000	10-20	.500	16	24	40/1.9	27	5	14	3	5	80	3.8
'21-'22	8/0	36/4.5	7-14	.500	0-0	.000	0-2	.000	6	7	13/1.6	7	1	3	1	1	14	1.8
'22-'23	34/0	412/12.1	57-114	.500	1-1	1.000	26-37	.703	49	81	130/3.8	81	32	37	13	20	141	4.1
'23-'24	30/0	398/13.3	63-118	.534	0-3	.000	22-35	.629	32	63	95/3.2	67	12	30	7	10	148	4.9
TOTAL	93/0	997/10.7	162-303	.535	1-4	.250	58-94	.617	103	175	278/3.0	182	50	84	24	36	383	4.1

### 2023-24 SAVIC GAME-BY-GAME

Date	Opponent	MIN	FG	3FG	FT	O-D-T	PF	A	TO	B	S	TP
N6	NORTH DAKOTA	14	4-4	0-0	0-0	0-2-2	1	0	0	0	1	8
N10	NEBRASKA	14	1-5	0-1	0-0	1-3-4	2	0	1	0	0	2
N14	at Denver	13	2-3	0-0	0-0	0-3-3	2	0	1	0	0	4
N18	at Gonzaga	17	1-6	0-1	1-4	5-4-9	3	0	3	0	0	3
N21	CHADRON STATE	16	7-11	0-0	2-2	5-6-11	2	0	0	0	1	16
N28	BYU	11	4-4	0-0	0-0	0-1-1	4	0	0	0	0	8
D3	at Oklahoma State	16	5-6	0-0	1-2	2-3-5	3	1	0	0	0	11
D10	CREIGHTON	11	1-3	0-0	4-5	2-1-3	1	0	0	0	0	6
D17	at Montana State	10	3-3	0-0	2-2	0-2-2	3	0	1	0	0	8
D21	vs. Wright State	16	3-5	0-0	1-1	3-5-8	1	0	3	2	1	7
D22	vs. Eastern Washington	15	1-4	0-0	0-0	2-2-4	0	1	0	0	0	2
D30	BOISE STATE*	21	1-6	0-0	3-4	1-7-8	4	2	3	1	2	5
J3	at Utah State*	14	0-3	0-0	0-0	1-2-3	1	0	3	1	0	0
J6	at Air Force*	13	2-3	0-0	2-4	1-1-2	0	0	0	0	0	6
J10	SAN DIEGO STATE*	9	4-4	0-0	0-0	0-0-0	2	1	0	0	1	8
J17	at New Mexico*	13	2-3	0-0	0-0	1-0-1	2	2	2	0	0	4
J20	COLORADO STATE*	11	0-0	0-0	0-0	0-0-0	1	0	0	0	0	0
J24	AIR FORCE*	12	1-1	0-0	0-0	0-0-0	1	0	0	0	0	2
J27	at Fresno State*	13	2-4	0-0	0-0	2-0-2	3	0	1	0	0	4
J31	at UNLV*	15	3-5	0-0	0-2	0-2-2	4	0	1	0	0	6
F3	NEVADA*	10	3-6	0-0	0-0	0-2-2	4	1	0	0	0	6
F7	UTAH STATE*	17	2-4	0-0	3-4	4-2-6	2	1	2	1	0	7
F10	at Boise State*	21	4-7	0-0	2-3	0-3-3	4	0	1	1	0	10
F17	at Colorado State*	10	0-1	0-0	0-0	0-0-0	1	1	1	0	0	0
F21	UNLV*	5	0-0	0-0	0-0	0-1-1	4	0	1	0	0	0
F24	NEW MEXICO*	16	2-4	0-0	0-0	0-2-2	2	1	1	1	1	4
F28	at San Jose State*	11	1-3	0-0	1-2	1-3-4	5	0	2	0	2	3
M2	FRESNO STATE*	11	1-1	0-0	0-0	0-3-3	1	0	2	0	0	2
M5	at San Diego State*	12	2-5	0-0	0-0	0-2-2	2	1	1	0	0	4
M11	vs. Boise State#	9	1-4	0-1	0-0	1-1-2	2	0	0	0	1	2

\* Mountain West game | ^ starter | # MW Tournament game

### SAVIC SEASON HIGHS

Minutes  
21 (2) at Boise State (2/10/24)

Points  
16 vs. Chadron State (11/21/23)

Rebounds  
11 vs. Chadron State (11/21/23)

Assists  
2 (2) at New Mexico (1/17/24)

Blocks  
2 vs. Wright State (12/21/23)

Steals  
2 (2) at San Jose State (2/28/24)

Field Goals  
7 vs. Chadron State (11/21/23)

Three-Point Field Goals

Free Throws  
4 vs. Creighton (12/10/23)

### SAVIC CAREER HIGHS

Minutes  
21 (2) at Boise State (2/10/24)

Points  
16 vs. Chadron State (11/21/23)

Rebounds  
15 at San Jose State (1/14/23)

Assists  
4 at San Jose State (1/14/23)

Blocks  
2 (2) vs. Wright State (12/21/23)

Steals  
2 (7) at San Jose State (2/28/24)

Field Goals  
7 vs. Chadron State (11/21/23)

Three-Point Field Goals  
1 at Pacific (11/25/22)

Free Throws  
5 vs. San Jose State (3/6/23)

### SUPERLATIVES

Double-Figure Scoring  
2020-21: 1  
2021-22: 0  
2022-23: 2  
2023-24: 3  
Career: 6

Double-Figure Rebounding  
2022-23: 2  
2023-24: 1  
Career: 3

Double-Doubles  
2023-24: 1  
Career: 1

### SAVIC PLAYER NOTES

#### Junior (2022-23)

Played in all 34 games while coming off the bench. Averaged 4.1 points and 3.8 rebounds per game. Scored a season-best 11 points, November 26 against UC Davis. Savic also had five rebounds and a steal in that contest. Recorded a career-high 15 rebounds and four assists in the win at SJSU (1/14). Recorded two steals five different times in 2022-23, the last coming in the WNIT at Kansas State (3/21). Tallied 32 assists, 20 steals and 13 blocks on the season. Shot an even 50-percent from the field during the season.

#### Sophomore (2021-22)

Played in eight games during her second season with the Cowgirls. Averaged 1.8 points and 1.6 rebounds per contest and was second on the team shooting 50-percent from the field. Had a block and a steal in 2021-22 and scored a season-high six points at Colorado State (2/17). Grabbed a season-best five boards and scored four points versus SJSU (2/9).

#### Freshman (2020-21)

Appeared in 21 games, averaging over seven minutes per game in her first season at UW. Averaged 3.8 points and 1.9 rebounds per game while shooting a team-best 61.4-percent from the floor. Scored a season-best 12 points on a perfect 6-of-6 shooting in the win against SDSU (1/28) and grabbed a season-best six rebounds against FSU (1/4). Also recorded five steals, five assists and three blocks.



# #21 MAREN MCKENNA

5-9 • Freshman • Guard

Hyde Park, Utah • Green Canyon High School

### CAREER STATISTICS

Year	G/GS	Min/Avg	FG-FGA	PCT	3FG-FGA	PCT	FT-FTA	PCT	OR	DR	REB/AVG	PF	A	TO	B	S	PTS	AVG
'23-'24	25/0	265/10.6	30-80	.375	12-37	.324	27-32	.844	9	27	36/1.4	27	16	29	1	8	99	4.0
TOTAL	25/0	265/10.6	30-80	.375	12-37	.324	27-32	.844	9	27	36/1.4	27	16	29	1	8	99	4.0

### 2023-24 MCKENNA GAME-BY-GAME

Date	Opponent	MIN	FG	3FG	FT	O-D-T	PF	A	TO	B	S	TP
N6	NORTH DAKOTA	4	0-2	0-0	0-0	0-1-1	0	0	0	0	0	0
N10	NEBRASKA	13	2-3	1-1	4-4	0-0-0	2	1	0	0	1	9
N14	at Denver	6	0-2	0-1	0-0	0-1-1	3	0	0	0	0	0
N18	at Gonzaga	DNP										
N21	CHADRON STATE	8	2-5	1-2	0-0	0-2-2	4	1	2	0	0	5
N28	BYU	14	1-4	0-0	0-0	2-3-5	1	1	0	0	1	2
D3	at Oklahoma State	25	4-5	4-5	3-4	1-1-2	3	2	5	1	3	15
D10	CREIGHTON	14	0-3	0-2	3-4	0-2-2	2	2	1	0	0	3
D17	at Montana State	9	0-2	0-2	0-0	0-1-1	2	0	3	0	0	0
D21	vs. Wright State	21	4-5	0-1	1-2	1-2-3	1	2	1	0	1	9
D22	vs. Eastern Washington	19	1-6	0-1	2-2	2-1-3	1	1	3	0	1	4
D30	BOISE STATE*	DNP										
J3	at Utah State*	7	2-3	0-0	1-2	0-0-0	1	0	1	0	1	5
J6	at Air Force*	1	0-0	0-0	0-0	0-1-1	0	0	0	0	0	0
J10	SAN DIEGO STATE*	13	4-6	1-3	0-0	1-1-2	0	1	2	0	0	9
J17	at New Mexico*	DNP										
J20	COLORADO STATE*	10	0-0	0-0	4-4	0-1-1	1	0	1	0	0	4
J24	AIR FORCE*	4	0-1	0-1	2-2	0-0-0	0	0	0	0	0	2
J27	at Fresno State*	2	0-0	0-0	0-0	0-1-1	1	0	0	0	0	0
J31	at UNLV*	DNP										
F3	NEVADA*	15	2-4	0-1	4-4	0-2-2	1	0	2	0	0	8
F7	UTAH STATE*	22	2-9	2-5	3-4	2-3-5	1	1	2	0	0	9
F10	at Boise State*	14	0-1	0-1	0-0	0-2-2	1	1	2	0	0	0
F17	at Colorado State*	6	0-2	0-2	0-0	0-0-0	0	0	0	0	0	0
F21	UNLV*	3	0-2	0-0	0-0	0-0-0	0	0	0	0	0	0
F24	NEW MEXICO*	12	1-5	0-2	0-0	0-0-0	0	1	1	0	0	2
F28	at San Jose State*	10	3-6	3-5	0-0	0-0-0	0	2	1	0	0	9
M2	FRESNO STATE*	5	1-3	0-2	0-0	0-2-2	1	0	1	0	0	2
M5	at San Diego State*	11	1-1	0-0	0-0	0-0-0	1	0	1	0	0	2
M11	vs. Boise State#	DNP										

\* Mountain West game | ^ starter | # MW Tournament game

### MCKENNA SEASON HIGHS

- Minutes  
25 at Oklahoma State (12/3/23)
- Points  
15 at Oklahoma State (12/3/23)
- Rebounds  
5 (2) vs. Utah State (2/7/24)
- Assists  
2 (4) at San Jose State (2/28/24)
- Blocks  
1 at Oklahoma State (12/3/23)
- Steals  
3 at Oklahoma State (12/3/23)
- Field Goals  
4 (3) vs. San Diego State (1/10/24)
- Three-Point Field Goals  
4 at Oklahoma State (12/3/23)
- Free Throws  
4 (3) vs. Nevada (2/3/24)

### MCKENNA CAREER HIGHS

- Minutes  
25 at Oklahoma State (12/3/23)
- Points  
15 at Oklahoma State (12/3/23)
- Rebounds  
5 (2) vs. Utah State (2/7/24)
- Assists  
2 (4) at San Jose State (2/28/24)
- Blocks  
1 at Oklahoma State (12/3/23)
- Steals  
3 at Oklahoma State (12/3/23)
- Field Goals  
4 (3) vs. San Diego State (1/10/24)
- Three-Point Field Goals  
4 at Oklahoma State (12/3/23)
- Free Throws  
4 (3) vs. Nevada (2/3/24)

### SUPERLATIVES

- Double-Figure Scoring  
2023-24: 1  
Career: 1
- Five-Plus Assists  
2023-24: 0  
Career: 0
- Double-Doubles  
2023-24: 0  
Career: 0

### MCKENNA PLAYER NOTES

#### High School

McKenna was a three-time All-State (two 1st and one 3rd) honoree at Green Canyon High School. McKenna was also named to the All-Tournament Team at the Utah State Tournament and was twice named the Coca-Cola Player of the Year while being a team captain. She was a member of the 1,000-Point Club in high school and was named a Next-Level All-Star and Dester New Senior All-Star following a senior campaign where she averaged 17 points, nine rebounds and three steals per game. McKenna was also a highly-decorated track and field athlete, having won two javelin state championships and receiving the Top Senior Award. She was also named the Green Canyon Female Athlete of the Year, twice.





# #23 JOSLIN IGO

5-6 • Junkor • Guard  
Douglas, Wyo. • Douglas High School

CAREER STATISTICS

Year	G/GS	Min/Avg	FG-FGA	PCT	3FG-FGA	PCT	FT-FTA	PCT	OR	DR	REB/AVG	PF	A	TO	B	S	PTS	AVG
'23-'24	4/0	8/2.1	1-1	1.000	1-1	1.000	0-0	.000	0	0	0/0.0	1	1	0	0	0	3	0.8
TOTAL	4/0	8/2.1	1-1	1.000	1-1	1.000	0-0	.000	0	0	0/0.0	1	1	0	0	0	3	0.8

2023-24 IGO GAME-BY-GAME

Date	Opponent	MIN	FG	3FG	FT	O-D-T	PF	A	TO	B	S	TP
N6	NORTH DAKOTA	DNP										
N10	NEBRASKA	DNP										
N14	at Denver	DNP										
N18	at Gonzaga	DNP										
N21	CHADRON STATE	6	1-1	1-1	0-0	0-0-0	0	1	0	0	0	3
N28	BYU	DNP										
D3	at Oklahoma State	DNP										
D10	CREIGHTON	DNP										
D17	at Montana State	DNP										
D21	vs. Wright State	DNP										
D22	vs. Eastern Washington	DNP										
D30	BOISE STATE*	DNP										
J3	at Utah State*	DNP										
J6	at Air Force*	1	0-0	0-0	0-0	0-0-0	0	0	0	0	0	0
J10	SAN DIEGO STATE*	DNP										
J17	at New Mexico*	DNP										
J20	COLORADO STATE*	DNP										
J24	AIR FORCE*	DNP										
J27	at Fresno State*	DNP										
J31	at UNLV*	DNP										
F3	NEVADA*	DNP										
F7	UTAH STATE*	1	0-0	0-0	0-0	0-0-0	0	0	0	0	0	0
F10	at Boise State*	DNP										
F17	at Colorado State*	DNP										
F21	UNLV*	DNP										
F24	NEW MEXICO*	DNP										
F28	at San Jose State*	1	0-0	0-0	0-0	0-0-0	1	0	0	0	0	0
M2	FRESNO STATE*	DNP										
M5	at San Diego State*	DNP										
M11	vs. Boise State#	DNP										

\* Mountain West game | ^ starter | # MW Tournament game

IGO SEASON HIGHS

- Minutes  
6 vs. Chadron State (11/21/23)
- Points  
3 vs. Chadron State (11/21/23)
- Rebounds
- Assists  
1 vs. Chadron State (11/21/23)
- Blocks
- Steals
- Field Goals  
1 vs. Chadron State (11/21/23)
- Three-Point Field Goals  
1 vs. Chadron State (11/21/23)
- Free Throws

IGO CAREER HIGHS

- Minutes  
6 vs. Chadron State (11/21/23)
- Points  
3 vs. Chadron State (11/21/23)
- Rebounds
- Assists  
1 vs. Chadron State (11/21/23)
- Blocks
- Steals
- Field Goals  
1 vs. Chadron State (11/21/23)
- Three-Point Field Goals  
1 vs. Chadron State (11/21/23)
- Free Throws


SUPERLATIVES

- Double-Figure Scoring  
2023-24:  
Career:
- Five-Plus Assists  
2023-24:  
Career:
- Double-Figure Assists  
2023-24: 0  
Career: 0

IGO PLAYER NOTES

Before UW

Igo appeared in 65 career games with the T-Birds of Casper College and averaged 9.8 points per game on 35-percent shooting from 3-point range. This past season, Igo led Casper in scoring at 12.1 points per game while pulling down 3.3 rebounds and dishing out a pair of assists per contest. Igo shot nearly 38-percent from deep and 81-percent at the free-throw line. Igo helped lead the T-Birds to a 58-9 record overall in two seasons, a pair of Region IX titles and two appearances in the NJCAA Championship Tournament.



# #25 MIKYN HAMLIN

5-8 • Freshman • Guard  
Hugoton, Kan. • Hugoton High School

CAREER STATISTICS

Year	G/GS	Min/Avg	FG-FGA	PCT	3FG-FGA	PCT	FT-FTA	PCT	OR	DR	REB/AVG	PF	A	TO	B	S	PTS	AVG
'23-'24	1/0	9/8.7	0-0	.000	0-0	.000	0-0	.000	0	0	0/0.0	0	0	2	0	0	0	0.0
TOTAL	1/0	9/8.7	0-0	.000	0-0	.000	0-0	.000	0	0	0/0.0	0	0	2	0	0	0	0.0

2023-24 HAMLIN GAME-BY-GAME

Date	Opponent	MIN	FG	3FG	FT	O-D-T	PF	A	TO	B	S	TP
N6	NORTH DAKOTA	DNP										
N10	NEBRASKA	DNP										
N14	at Denver	DNP										
N18	at Gonzaga	DNP										
N21	CHADRON STATE	9	0-0	0-0	0-0	0-0-0	0	0	2	0	0	0
N28	BYU	DNP										
D3	at Oklahoma State	DNP										
D10	CREIGHTON	DNP										
D17	at Montana State	DNP										
D21	vs. Wright State	DNP										
D22	vs. Eastern Washington	DNP										
D30	BOISE STATE*	DNP										
J3	at Utah State*	DNP										
J6	at Air Force*	DNP										
J10	SAN DIEGO STATE*	DNP										
J17	at New Mexico*	DNP										
J20	COLORADO STATE*	DNP										
J24	AIR FORCE*	DNP										
J27	at Fresno State*	DNP										
J31	at UNLV*	DNP										
F3	NEVADA*	DNP										
F7	UTAH STATE*	DNP										
F10	at Boise State*	DNP										
F17	at Colorado State*	DNP										
F21	UNLV*	DNP										
F24	NEW MEXICO*	DNP										
F28	at San Jose State*	DNP										
M2	FRESNO STATE*	DNP										
M5	at San Diego State*	DNP										
M11	vs. Boise State#	DNP										

\* Mountain West game | ^ starter | # MW Tournament game

HAMLIN PLAYER NOTES

High School

Hamlin was a decorated student-athlete at Hugoton High School, where she was a multiple-time letterwinner in basketball, track & field and volleyball. During her basketball career at Hugoton, Hamlin was a four-time First Team All-GWAC honoree, including being the league's Most Valuable Player three times. She was also an all-state selection four times and a Kansas State Player of the Year finalist multiple times. For her career, Hamlin scored more than 1,400 points, was a KBVA All-Star invitee and was a Hays Shootout All-Academic honoree.

HAMLIN SEASON HIGHS

Minutes  
9 vs. Chadron State (11/21/23)

Points

Rebounds

Assists

Blocks

Steals

Field Goals

Three-Point Field Goals

Free Throws

HAMLIN CAREER HIGHS

Minutes

Points

Rebounds

Assists

Blocks

Steals

Field Goals

Three-Point Field Goals

Free Throws

SUPERLATIVES

Double-Figure Scoring

2023-24:  
Career:

20-Plus Points

2023-24:  
Career:

Five-Plus Assists

2023-24:  
Career:





#30

# OLA USTOWSKA

5-10 • Senior • Guard

Kartuzy, Poland • SMS PZKosz Lomianki

### CAREER STATISTICS

Year	G/GS	Min/Avg	FG-FGA	PCT	3FG-FGA	PCT	FT-FTA	PCT	OR	DR	REB/AVG	PF	A	TO	B	S	PTS	AVG
'20-'21	24/0	345/14.4	31-89	.348	19-60	.317	3-7	.429	3	26	29/1.2	21	15	29	3	5	84	3.5
'21-'22	13/1	224/17.2	27-60	.450	16-37	.432	9-14	.643	0	11	11/0.8	18	13	14	0	4	79	6.1
'22-'23	29/0	345/11.9	18-79	.228	11-57	.193	8-11	.727	0	27	27/0.9	27	24	15	5	10	55	1.9
'23-'24	30/29	753/25.1	28-88	.318	20-66	.303	2-6	.333	6	88	94/3.1	49	89	44	3	19	78	2.6
TOTAL	96/30	1667/17.4	104-316	.329	66-220	.300	22-38	.579	9	152	161/1.7	115	141	102	11	38	296	3.1

### 2023-24 USTOWSKA GAME-BY-GAME

Date	Opponent	MIN	FG	3FG	FT	O-D-T	PF	A	TO	B	S	TP
N6	NORTH DAKOTA^	20	0-2	0-2	0-0	0-2-2	0	1	2	0	1	0
N10	NEBRASKA	29	2-5	2-4	0-0	0-5-5	1	3	2	0	1	6
N14	at Denver^	21	0-4	0-3	0-0	0-5-5	0	0	2	0	2	0
N18	at Gonzaga^	19	1-1	1-1	0-0	0-1-1	3	1	3	0	1	3
N21	CHADRON STATE^	16	1-1	1-1	0-0	0-3-3	0	2	0	0	0	3
N28	BYU^	21	2-6	1-3	0-0	0-4-4	1	2	0	0	0	5
D3	at Oklahoma State^	8	0-0	0-0	0-0	0-1-1	2	2	0	0	0	0
D10	CREIGHTON^	28	1-4	1-3	0-0	0-2-2	2	3	2	0	0	3
D17	at Montana State^	24	3-6	3-5	0-0	0-3-3	3	1	1	0	2	9
D21	vs. Wright State^	22	0-4	0-2	0-0	0-3-3	4	3	1	0	0	0
D22	vs. Eastern Washington^	23	1-4	1-3	0-0	0-0-0	1	2	1	0	0	3
D30	BOISE STATE*^	24	1-3	0-1	0-2	0-3-3	0	1	1	0	0	2
J3	at Utah State*^	28	0-6	0-5	0-0	0-2-2	0	2	0	0	2	0
J6	at Air Force*^	28	0-0	0-0	0-0	0-3-3	1	4	3	0	1	0
J10	SAN DIEGO STATE*^	26	0-2	0-2	0-0	0-0-0	2	6	1	0	1	0
J17	at New Mexico*^	33	2-5	1-4	0-0	2-1-3	3	3	2	0	1	5
J20	COLORADO STATE*^	35	1-2	1-2	0-0	0-9-9	1	2	1	0	0	3
J24	AIR FORCE*^	29	1-1	0-0	0-0	1-3-4	2	7	3	0	0	2
J27	at Fresno State*^	32	1-1	1-1	0-0	0-4-4	4	5	0	2	0	3
J31	at UNLV*^	25	0-1	0-1	0-0	0-3-3	0	1	1	0	0	0
F3	NEVADA*^	29	2-3	1-2	1-2	0-1-1	2	3	3	1	1	6
F7	UTAH STATE*^	13	2-3	1-2	0-0	0-0-0	4	2	1	0	1	5
F10	at Boise State*^	21	1-2	1-1	0-0	1-1-2	1	2	1	0	0	3
F17	at Colorado State*^	27	0-2	0-2	0-0	0-4-4	3	3	3	0	0	0
F21	UNLV*^	29	1-3	1-3	0-0	0-3-3	1	3	4	0	0	3
F24	NEW MEXICO*^	30	0-4	0-2	0-0	1-4-5	1	5	0	0	3	0
F28	at San Jose State*^	29	2-3	2-3	1-2	0-4-4	2	6	1	0	0	7
M2	FRESNO STATE*^	31	0-1	0-1	0-0	1-4-5	1	3	1	0	0	0
M5	at San Diego State*^	25	1-3	0-2	0-0	0-6-6	1	6	2	0	1	2
M11	vs. Boise State#^	31	2-6	1-5	0-0	0-4-4	3	5	2	0	1	5

\* Mountain West game | ^ starter | # MW Tournament game

### USTOWSKA SEASON HIGHS

- Minutes**  
35 vs. Colorado State (1/20/24)
- Points**  
9 at Montana State (12/17/23)
- Rebounds**  
9 vs. Colorado State (1/20/24)
- Assists**  
7 vs. Air Force (1/24/24)
- Blocks**  
2 at Fresno State (1/27/24)
- Steals**  
3 vs. New Mexico (2/24/24)
- Field Goals**  
3 at Montana State (12/17/23)
- Three-Point Field Goals**  
3 at Montana State (12/17/23)
- Free Throws**  
1 (2) at San Jose State (2/28/24)

### USTOWSKA CAREER HIGHS

- Minutes**  
35 vs. Colorado State (1/20/24)
- Points**  
17 at Gonzaga (12/3/21)
- Rebounds**  
9 vs. Colorado State (1/20/24)
- Assists**  
7 vs. Air Force (1/24/24)
- Blocks**  
2 (2) at Fresno State (1/27/24)
- Steals**  
3 vs. New Mexico (2/24/24)
- Field Goals**  
6 at Gonzaga (12/3/21)
- Three-Point Field Goals**  
4 (2) vs. New Mexico (1/13/22)
- Free Throws**  
2 (6) vs. Texas A&M-Corpus Christi (3/17/23)

### SUPERLATIVES

- Double-Figure Scoring**  
2020-21: 1  
2021-22: 4  
2022-23: 1  
Career: 6
- Five-Plus Assists**  
2020-21: 0  
2021-22: 0  
2022-23: 1  
2023-24: 7  
Career: 8
- Double-Doubles**  
2020-21: 0  
Career: 0

## USTOWSKA PLAYER NOTES

#### Junior (2022-23)

Appeared in 29 games and averaged nearly two points and a rebound in 12 minutes of action per game. Scored 10 points against Denver (11/18). Recorded a career-high six rebounds in the WNIT against Texas A&M-Corpus Christi (3/17) and dished out six assists against Montana State (12/2). Also hit a trio of 3-pointers against the Bobcats, while tallying another three at San Jose State (1/14) while providing a huge spark off the bench in that contest.

#### Sophomore (2021-22)

Played in 13 games and made her first-career start in 2021-22, before her season was cut short due to injury. Averaged 6.1 points and an assist per game while shooting 45-percent from the floor and making a team-high 43.2-percent from 3-point range. Made 16 3-pointers (1.2 per game) and had four games where she scored in double figures. Had a career-high 17 points on 6-of-9 shooting from the floor and 4-of-6 from 3-point range at Gonzaga (12/3). Made the first start of her career at UNLV (12/31). Finished the year with 11 rebounds and four steals.

#### Freshman (2020-21)

Played in all 24 games off the bench, averaging over 14 minutes per game. Averaged 3.5 points and 1.2 rebounds per game, while dished-out 15 assists. Made 19 3-pointers on the season. Scored a season-best 11 points at Northern Colorado (12/20) while playing a season-high 32 minutes. Made a trio of 3-pointers twice, on the season. Grabbed a season-best four rebounds, three times during the season and had four games with a pair of assists.



# #42 MCKINLEY DICKERSON

5-11 • Senior • Guard  
Lyman, Wyo. • Lyman HS

CAREER STATISTICS

Year	G/GS	Min/Avg	FG-FGA	PCT	3FG-FGA	PCT	FT-FTA	PCT	OR	DR	REB/AVG	PF	A	TO	B	S	PTS	AVG
'19-'20	29/0	361/12.5	43-119	.361	16-41	.390	34-45	.756	16	47	63/2.2	23	20	29	3	10	136	4.7
'20-'21	22/4	502/22.8	90-195	.462	35-82	.427	43-56	.768	17	66	83/3.8	22	22	37	1	11	258	11.7
'21-'22	29/29	938/32.3	156-400	.390	50-147	.340	71-93	.763	30	135	165/5.7	23	42	58	5	24	433	14.9
'23-'24	29/2	457/15.7	65-164	.396	19-83	.229	17-21	.810	15	39	54/1.9	22	28	28	3	11	166	5.7
TOTAL	109/35	2258/20.7	354-878	.403	120-353	.340	165-215	.767	78	287	365/3.3	90	112	152	12	56	993	9.1

2023-24 DICKERSON GAME-BY-GAME

Date	Opponent	MIN	FG	3FG	FT	O-D-T	PF	A	TO	B	S	TP
N6	NORTH DAKOTA^	20	4-8	0-4	0-0	0-2-2	1	2	2	1	0	8
N10	NEBRASKA^	9	0-4	0-2	0-0	0-1-1	2	0	0	0	0	0
N14	at Denver	20	2-3	1-2	2-2	0-1-1	0	1	1	0	0	7
N18	at Gonzaga	11	1-2	0-1	0-0	0-0-0	2	0	1	0	1	2
N21	CHADRON STATE	13	2-4	0-0	2-2	1-1-2	1	0	0	0	0	6
N28	BYU	18	6-11	2-5	3-3	1-1-2	1	1	1	0	0	17
D3	at Oklahoma State	16	0-4	0-2	0-0	1-2-3	0	0	1	0	0	0
D10	CREIGHTON	13	0-4	0-2	0-0	0-0-0	1	1	1	0	0	0
D17	at Montana State	13	0-3	0-2	0-0	0-1-1	1	1	1	1	1	0
D21	vs. Wright State	8	2-4	1-2	0-0	1-2-3	1	0	2	0	0	5
D22	vs. Eastern Washington	DNP										
D30	BOISE STATE*	22	6-12	2-5	2-2	2-3-5	1	2	0	0	1	16
J3	at Utah State*	20	3-9	1-4	0-0	1-2-3	0	1	1	0	2	7
J6	at Air Force*	17	4-6	0-1	2-2	1-0-1	0	3	0	0	1	10
J10	SAN DIEGO STATE*	10	2-7	1-4	0-0	1-1-2	0	2	1	0	1	5
J17	at New Mexico*	17	2-7	2-5	0-0	0-1-1	0	0	0	0	0	6
J20	COLORADO STATE*	13	2-3	1-2	0-0	0-1-1	0	0	2	0	0	5
J24	AIR FORCE*	16	2-5	0-1	3-3	1-1-2	1	0	1	0	0	7
J27	at Fresno State*	22	2-6	1-4	0-0	1-1-2	0	0	1	0	0	5
J31	at UNLV*	22	4-7	1-3	1-2	1-6-7	3	1	2	0	0	10
F3	NEVADA*	11	2-6	0-3	0-0	0-0-0	0	0	0	0	1	4
F7	UTAH STATE*	19	0-4	0-3	0-0	2-1-3	3	4	1	0	1	0
F10	at Boise State*	16	2-4	0-2	0-1	0-2-2	1	2	1	0	0	4
F17	at Colorado State*	20	2-5	0-2	1-2	0-2-2	1	3	2	1	0	5
F21	UNLV*	25	5-11	3-8	1-2	0-1-1	0	1	1	0	0	14
F24	NEW MEXICO*	15	2-7	1-5	0-0	1-2-3	1	1	0	0	0	5
F28	at San Jose State*	9	2-4	1-2	0-0	0-0-0	0	0	0	0	0	5
M2	FRESNO STATE*	13	2-3	1-2	0-0	0-3-3	0	1	3	0	2	5
M5	at San Diego State*	13	2-5	0-3	0-0	0-0-0	0	0	1	0	0	4
M11	vs. Boise State#	16	2-6	0-2	0-0	0-1-1	1	1	1	0	0	4

\* Mountain West game | ^ starter | #MW Tournament game

DICKERSON SEASON HIGHS

- Minutes  
25 vs. UNLV (2/21/24)
- Points  
17 vs. BYU (11/28/23)
- Rebounds  
7 at UNLV (1/31/24)
- Assists  
4 vs. Utah State (2/7/24)
- Blocks  
1(3) at Colorado State (2/17/24)
- Steals  
2 (2) vs. Fresno State (3/2/24)
- Field Goals  
6 (2) vs. Boise State (12/30/23)
- Three-Point Field Goals  
3 vs. UNLV (2/21/24)
- Free Throws  
3 (2) vs. Air Force (1/24/24)

DICKERSON CAREER HIGHS

- Minutes  
48 vs. UCLA (3/24/22)
- Points  
33 at San Jose State (2/14/22)
- Rebounds  
12 vs. UCLA (3/24/22)
- Assists  
6 vs. New Mexico (2/8/20)
- Blocks  
2 at Gonzaga (12/3/21)
- Steals  
4 at Gonzaga (12/3/21)
- Field Goals  
13 at San Jose State (2/14/22)
- Three-Point Field Goals  
5 (3) vs. San Diego State (2/26/22)
- Free Throws  
7 (2) at Boise State (1/19/22)

SUPERLATIVES

- Double-Figure Scoring  
2019-20: 4  
202-21: 15  
2021-22: 21  
2023-24: 5  
Career: 45
- 20-Plus Points  
2019-20: 1  
2020-21: 2  
2021-22: 7  
Career: 10
- Five-Plus Assists  
2019-20: 1  
Career: 1

DICKERSON PLAYER NOTES


Honors

All-Mountain West Team (2021-22); MW Player of the Week (2x, 2021-22); Academic All-Mountain West (2020, 21); Mountain West Scholar-Athlete (2020, 21)

Career Notes

Has led the Cowgirls in scoring in each of the last two seasons she's been with the program. In 2021-22, Dickerson was named to the All-Mountain West Team after ranking fourth in the league in scoring with 16.9 points per game during conference play. Overall in 2021-22, Dickerson averaged 14.9 points per game, which was seventh-best in the Mountain West. Led the Cowgirls in scoring, averaging 11.7 points per game while also leading UW with a near 43-percent shooting clip from 3-point range her sophomore season (2020-21).





# #45 ALLYSON FERTIG

6-4 • Junior • Center  
Glendo, Wyo. • Douglas HS

### CAREER STATISTICS

Year	G/GS	Min/Avg	FG-FGA	PCT	3FG-FGA	PCT	FT-FTA	PCT	OR	DR	REB/AVG	PF	A	TO	B	S	PTS	AVG
'21-'22	30/23	627/20.9	126-250	.504	0-5	.000	63-102	.618	123	137	260/8.7	49	7	43	28	9	315	10.5
'22-'23	34/34	825/24.3	187-319	.586	2-13	.154	76-109	.697	95	201	296/8.7	79	27	59	69	23	452	13.3
'23-'24	30/30	780/26.0	169-282	.599	0-5	.000	72-95	.758	78	167	245/8.2	43	31	53	45	21	410	13.7
TOTAL	94/87	2232/23.7	482-851	.566	2-23	.087	211-306	.690	296	505	801/8.5	171	65	155	142	53	1177	12.5

### 2023-24 FERTIG GAME-BY-GAME

Date	Opponent	MIN	FG	3FG	FT	O-D-T	PF	A	TO	B	S	TP
N6	NORTH DAKOTA^	26	5-9	0-1	8-8	5-6-11	2	1	1	2	0	18
N10	NEBRASKA^	25	5-10	0-0	1-2	2-2-4	3	0	0	1	0	11
N14	at Denver^	26	2-10	0-2	0-0	5-6-11	1	1	1	4	1	4
N18	at Gonzaga^	23	5-5	0-0	2-2	1-1-2	3	1	0	1	0	12
N21	CHADRON STATE^	14	7-10	0-0	0-0	2-4-6	1	1	1	0	1	14
N28	BYU^	29	5-8	0-0	2-3	3-2-5	1	3	3	1	1	12
D3	at Oklahoma State^	23	7-11	0-0	0-0	2-2-4	2	0	3	2	1	14
D10	CREIGHTON^	27	13-19	0-0	4-6	4-8-12	1	2	2	1	0	30
D17	at Montana State^	30	4-12	0-0	0-0	6-3-9	3	1	2	5	2	8
D21	vs. Wright State^	23	9-14	0-0	3-7	5-5-10	0	1	2	0	0	21
D22	vs. Eastern Washington^	25	5-8	0-1	3-5	0-9-9	1	2	5	2	1	13
D30	BOISE STATE*^	18	3-8	0-0	1-2	1-4-5	4	1	1	1	1	7
J3	at Utah State*^	26	7-11	0-0	4-4	4-7-11	1	1	1	1	0	18
J6	at Air Force*^	25	6-8	0-0	1-2	2-7-9	1	0	1	2	0	13
J10	SAN DIEGO STATE*^	31	5-7	0-0	0-0	4-7-11	2	3	3	2	1	10
J17	at New Mexico*^	26	6-9	0-0	2-3	3-5-8	1	3	3	0	0	14
J20	COLORADO STATE*^	28	6-9	0-0	4-5	2-7-9	1	2	1	0	0	16
J24	AIR FORCE*^	27	10-11	0-0	1-2	2-2-4	0	1	1	0	1	21
J27	at Fresno State*^	21	8-10	0-0	3-4	2-10-12	0	0	1	2	2	19
J31	at UNLV*^	26	3-7	0-0	0-0	1-7-8	0	2	1	0	0	6
F3	NEVADA*^	29	5-10	0-0	2-2	2-5-7	1	0	2	0	2	12
F7	UTAH STATE*^	23	6-12	0-0	1-1	2-6-8	1	1	0	2	1	13
F10	at Boise State*^	19	0-5	0-0	2-2	2-5-7	0	0	1	2	0	2
F17	at Colorado State*^	30	4-6	0-0	0-1	2-6-8	3	2	4	1	1	8
F21	UNLV*^	40	6-14	0-1	0-0	3-9-12	3	0	2	0	1	12
F24	NEW MEXICO*^	24	4-5	0-0	2-3	2-2-4	1	1	2	1	0	10
F28	at San Jose State*^	30	2-2	0-0	9-10	2-8-10	1	1	1	1	2	13
M2	FRESNO STATE*^	29	7-11	0-0	10-11	3-7-10	1	0	3	2	1	24
M5	at San Diego State*^	28	8-12	0-0	3-4	2-8-10	2	0	2	2	1	19
M11	vs. Boise State#^	31	6-9	0-0	4-6	2-7-9	2	0	3	7	0	16

\* Mountain West game | ^ starter | #MW Tournament game

### FERTIG SEASON HIGHS

- Minutes**  
40 vs. UNLV (2/21/24)
- Points**  
30 vs. Creighton (12/10/23)
- Rebounds**  
12 (3) vs. UNLV (2/21/24)
- Assists**  
3 (3) at New Mexico (1/17/24)
- Blocks**  
7 vs. Boise State (3/11/24)
- Steals**  
2 (4) at San Jose State (2/28/24)
- Field Goals**  
13 vs. Creighton (12/10/23)
- Three-Point Field Goals**
- Free Throws**  
10 vs. Fresno State (3/2/24)

### FERTIG CAREER HIGHS

- Minutes**  
42 vs. UCLA (3/24/22)
- Points**  
30 vs. Creighton (12/10/23)
- Rebounds**  
21 vs. Denver (11/18/22)
- Assists**  
4 (2) at San Diego State (2/18/23)
- Blocks**  
7 vs. Boise State (3/11/24)
- Steals**  
4 at Wichita State (12/20/22)
- Field Goals**  
13 vs. Creighton (12/10/23)
- Three-Point Field Goals**  
1 (2) at Kansas State (3/21/23)
- Free Throws**  
10 vs. Fresno State (3/2/24)

### SUPERLATIVES

- Double-Figure Scoring**  
2021-22: 17  
2022-23: 22  
2023-24: 24  
Career: 63
- 20-Plus Points**  
2021-22: 2  
2022-23: 6  
2023-24: 4  
Career: 12
- Double-Figure Rebounding**  
2021-22: 14  
2022-23: 11  
2023-24: 11  
Career: 36
- Double-Doubles**  
2021-22: 10  
2022-23: 9  
2023-24: 10  
Career: 29

### FERTIG PLAYER NOTES

#### Honors

All-Mountain West Team (2022-23); Mountain West Tournament All-Tournament Team (2023); 2x MW Player of the Week (2022-23); Mountain West Freshman of the Year (2021-22); Mountain West All-Freshman Team (2021-22); 5x MW Freshman of the Week (2021-22); Academic All-Mountain West (2022); Mountain West Scholar-Athlete (2022); CoSIDA Academic All-District Team (2023)

#### Sophomore (2022-23)

Was an All-Mountain West Team honoree. Mountain West Tournament All-Tournament Team. Was third in the league in scoring at 13.4 points per game, ranked second in the MW averaging 8.9 rebounds per contest, 2.1 blocks per game and a 58.4-percent field goal percentage. During league action she was third in scoring at 15.7 points per contest and led the league with a 63.4-percent shooting percentage. Started in all 34 games and had 22 contests where she scored in double figures, including six contests with 20-plus points. Pulled down 10-plus rebounds 11 times and had nine double-doubles on the season. Led the Cowgirls with 187 made field goals and had a team-leading 69 blocks, which are the sixth-most in a single season in program history. Her 296 rebounds and field goal percentage are also the sixth-most in a single year in UW history. Scored a career-high 27 points in the regular-season finale against Colorado State (2/25) and pulled down 21 rebounds November 18 against Denver, which are tied for the fourth-most in a game in program history. It also marked the first time since 2013 that a Cowgirl recorded 20-or-more boards. Through her first two seasons, Fertig ranks 21st in program history with 556 career rebounds, is sixth with 97 blocks and ranks 11th all-time with 19 career double-doubles.



2023-24 BOX SCORES

GAME 1 - NORTH DAKOTA



Official Basketball Box Score - Final
North Dakota at Wyoming
11/02/23 Arena-Auditorium, Laramie, Wyo.
2023-24 Women's Basketball

Game Time: 6:30 PM
Game Duration: 1:38
Attendance: 2,384

Officials: Denise Lopez, Jacob Finn, Dean Riedel

North Dakota - 80

Box score table for North Dakota with columns for Player, Min, FG, 3P, FT, Rebounds, Fouls, TP, AS, TO, ST, Blocks, +/-, and Shooting By Period.

Summary statistics for North Dakota including Totals, Technical Fouls, and Dead Ball Rebounds.

Wyoming - 77

Box score table for Wyoming with columns for Player, Min, FG, 3P, FT, Rebounds, Fouls, TP, AS, TO, ST, Blocks, +/-, and Shooting By Period.

Summary statistics for Wyoming including Totals, Technical Fouls, and Dead Ball Rebounds.

Statistical comparison table between UND and WYO for various game metrics.



GAME 3 - at Denver



Official Basketball Box Score - Final
Wyoming at Denver
11/02/23 Hershler Gymnasium, Denver
2023-24 Women's Basketball

Game Time: 6:00 PM
Game Duration: 1:38
Attendance: 615

Officials: Kelly Broomfield, Erica Parker, Trevor Iroyo

Wyoming - 58

Box score table for Wyoming with columns for Player, Min, FG, 3P, FT, Rebounds, Fouls, TP, AS, TO, ST, Blocks, +/-, and Shooting By Period.

Summary statistics for Wyoming including Totals, Technical Fouls, and Dead Ball Rebounds.

Denver - 41

Box score table for Denver with columns for Player, Min, FG, 3P, FT, Rebounds, Fouls, TP, AS, TO, ST, Blocks, +/-, and Shooting By Period.

Summary statistics for Denver including Totals, Technical Fouls, and Dead Ball Rebounds.

Statistical comparison table between WYO and DEN for various game metrics.



GAME 2 - NEBRASKA



Official Basketball Box Score - Final
Nebraska at Wyoming
11/02/23 Arena-Auditorium, Laramie, Wyo.
2023-24 Women's Basketball

Game Time: 6:30 PM
Game Duration: 1:47
Attendance: 3,460

Officials: Julie Koenenbroek, S. Brian Hall, Benny Luna

Nebraska - 71

Box score table for Nebraska with columns for Player, Min, FG, 3P, FT, Rebounds, Fouls, TP, AS, TO, ST, Blocks, +/-, and Shooting By Period.

Summary statistics for Nebraska including Totals, Technical Fouls, and Dead Ball Rebounds.

Wyoming - 52

Box score table for Wyoming with columns for Player, Min, FG, 3P, FT, Rebounds, Fouls, TP, AS, TO, ST, Blocks, +/-, and Shooting By Period.

Summary statistics for Wyoming including Totals, Technical Fouls, and Dead Ball Rebounds.

Statistical comparison table between NEB and WYO for various game metrics.



GAME 4 - at Gonzaga



Official Basketball Box Score - Final
Wyoming at Gonzaga
11/02/23 McCourtney Athletic Center, Spokane
2023-24 Women's Basketball

Game Time: 2:00 PM
Game Duration: 1:41
Attendance: 5,009

Officials: Anita Cronin, Kimberly Hobbs, Josh Bahr

Wyoming - 64

Box score table for Wyoming with columns for Player, Min, FG, 3P, FT, Rebounds, Fouls, TP, AS, TO, ST, Blocks, +/-, and Shooting By Period.

Summary statistics for Wyoming including Totals, Technical Fouls, and Dead Ball Rebounds.

Gonzaga - 80

Box score table for Gonzaga with columns for Player, Min, FG, 3P, FT, Rebounds, Fouls, TP, AS, TO, ST, Blocks, +/-, and Shooting By Period.

Summary statistics for Gonzaga including Totals, Technical Fouls, and Dead Ball Rebounds.

Statistical comparison table between WYO and GON for various game metrics.



# 2023-24 BOX SCORES

## GAME 5 - CHADRON STATE



Official Basketball Box Score - Final  
Chadron St. at Wyoming  
11/20/23 Arena Auditorium, Laramie, Wyo.  
2023-24 Women's Basketball

Game Time: 11:00 AM  
Game Duration: 1:30  
Attendance: 7,559

Officials: Cheryl Blue, Simona Patrony-Sarobal, Michal Ann Ulin

Chadron St. - 32		Record: 2-1														
NO.	Name	Min	FG	3P	FT	Rebounds	Fouls	TP	AS	TO	ST	Blocks	BS	BA	+	-
			M/A	M/A	M/A	OR	DR	OR	DR	OR	DR	OR	DR	OR	DR	
20	Ashlyla Powers	4:13	0-1	2-2	0	3	3	1	2	1	1	2	0	0	0	-22
0	Kyra Tanabe	2:06	1-2	0-1	0	1	1	0	2	4	0	2	1	0	0	-29
3	Liberty Line	19:56	1-6	0-3	2-3	0	1	1	3	3	4	1	2	0	0	-24
10	Olivia Waufer	25:55	3-9	0-0	0-0	2	4	6	1	2	6	0	3	0	1	-38
13	Allison Olsen	27:41	0-4	0-2	0-0	1	1	2	1	2	0	1	1	0	0	-41
12	Kylie Krise	22:31	1-2	0-0	0	1	1	2	1	2	0	0	1	0	0	-23
5	Kadyn Comer	20:53	1-4	1-1	1	2	0	1	3	0	1	0	0	1	0	-24
15	Megan Counts	11:25	1-4	1-1	0-0	2	2	3	1	2	3	0	1	2	0	-30
21	Camren Morris	17:50	0-3	0-2	0-0	1	1	1	0	0	1	2	0	0	0	-18
11	Riley Shaw	10:19	0-0	0-0	0	1	1	0	0	1	0	1	0	1	0	-13
Team			1	1	2	0	0	0	3							
<b>Totals</b>		12:47	2-11	6-9	6	17	23	10	15	32	5	15	4	1	3	-46

Shooting By Period	
1st FG%	2-14 14.3%
2nd FG%	5-11 45.5%
3rd FG%	1-4 25.0%
4th FG%	4-12 33.3%
FT%	0-0 0.0%
GM FG%	12-47 25.5%
3PT%	2-11 18.2%
FT%	6-9 66.7%

Technical Fouls: NONE  
Dead Ball Rebounds: 1-0

Wyoming - 78		Record: 3-2															
NO.	Name	Min	FG	3P	FT	Rebounds	Fouls	TP	AS	TO	ST	Blocks	BS	BA	+	-	
			M/A	M/A	M/A	OR	DR	OR	DR	OR	DR	OR	DR	OR	DR		
5	Tess Barnes	17:15	3-5	1-2	2-2	1	2	3	0	1	9	2	0	0	2	0	31
45	Alyson Fertig	13:53	7-10	0-0	0	2	4	6	1	0	14	1	1	1	0	0	27
2	Emily Mellema	9:16	1-3	0-0	0	2	4	0	1	2	1	1	1	1	0	0	35
12	Malene Pedersen	9:58	3-6	0-1	3-3	0	4	4	1	2	9	1	1	0	0	0	39
30	Ola Ustowska	15:58	1-1	1-1	0	0	3	3	0	1	3	2	0	0	0	0	29
14	Kati Ollainen	18:53	0-2	0-0	0	1	1	0	1	0	1	0	2	0	0	0	13
42	McKinley Dickerson	12:25	2-4	0-0	2-2	1	1	2	1	2	6	0	0	0	0	0	5
11	Madi Symons	16:03	2-4	0-0	2	0	2	3	0	4	1	1	0	0	0	0	17
15	Marta Savic	08:11	2-11	0-0	2-2	5	6	11	2	1	16	0	1	1	0	0	19
21	Maren McKenna	08:42	2-5	1-2	0	2	2	4	0	5	1	2	0	0	1	1	14
3	Grace Moyers	14:18	1-3	1-3	0-0	0	0	0	0	0	3	2	0	0	0	0	1
10	Paule Sabazar	09:56	2-4	0-0	0	1	1	1	1	4	0	0	1	0	0	0	0
1	Bailey Wilcox	0	0	0	0	0	0	0	0	0	0	0	0	0	0	0	5
25	Mikyn Hamlin	08:44	0-0	0-0	0	0	0	0	0	0	2	0	0	0	0	0	5
23	Joslin Igo	05:40	1-1	1-1	0-0	0	0	0	0	0	3	1	0	0	0	0	0
Team			2	3	5	0	0	0	0	0	0	0	0	0	0	0	0
<b>Totals</b>		32:61	5-12	9-10	13	31	44	15	10	78	16	6	3	1	45		

Shooting By Period	
1st FG%	9-15 60.0%
2nd FG%	9-16 56.3%
3rd FG%	1-3 33.3%
4th FG%	6-13 46.2%
FT%	3-3 100.0%
GM FG%	32-61 52.5%
3PT%	5-12 41.7%
FT%	8-10 80.0%

Technical Fouls: NONE  
Dead Ball Rebounds: 0-0

CSC		WYO	
Biggest lead	0 (1st 10:00)	48 (4th 1:07)	
Best Scoring Run	4 (4th 4:32)	15 (2nd 8:23)	
Lead Changes	0	16	
Times Tied	0	1	
Time with Lead	00:00	39:49	



## GAME 6 - BYU



Official Basketball Box Score - Final  
BYU at Wyoming  
11/20/23 Arena Auditorium, Laramie, Wyo.  
2023-24 Women's Basketball

Game Time: 6:30 PM  
Game Duration: 1:46  
Attendance: 2,142

Officials: Melissa Barlow, Roy Gulbayani, Bony Luna

BYU - 74		Record: 6-1															
NO.	Name	Min	FG	3P	FT	Rebounds	Fouls	TP	AS	TO	ST	Blocks	BS	BA	+	-	
			M/A	M/A	M/A	OR	DR	OR	DR	OR	DR	OR	DR	OR	DR		
12	Lauren Gustin	38:40	11-18	0-0	2-2	2	6	8	2	2	24	4	3	0	0	1	-12
1	Amari Whiting	31:58	4-8	2-3	4-4	0	3	3	2	3	14	0	0	1	1	1	-10
10	Kalley Woolston	31:24	3-6	1-2	1-2	1	2	3	2	3	1	4	0	2	0	1	0
11	Kaylee Smiler	37:33	1-5	0-2	0-0	0	0	0	1	2	2	2	2	1	2	1	-14
30	Lauren Davenport	13:25	0-2	0-0	0	0	3	3	0	0	0	0	1	0	0	0	0
3	Nani Falatea	22:12	3-4	0-0	4-4	1	4	1	2	2	10	7	2	1	0	0	-10
25	Emma Calvert	20:16	6-8	3-5	1-2	1	0	1	3	3	16	1	1	1	2	0	-9
24	Rose Rubakar	04:32	0-1	0-1	0-0	1	0	1	0	2	0	0	0	0	0	0	-3
Team			1	2	3	0	0	0	2								
<b>Totals</b>		28:52	6-13	12-14	7	20	27	15	15	74	18	12	5	5	2	-12	

Shooting By Period	
1st FG%	6-12 50.0%
2nd FG%	4-13 30.8%
3rd FG%	4-13 30.8%
4th FG%	11-16 68.8%
FT%	0-0 0%
GM FG%	28-52 53.8%
3PT%	6-13 46.2%
FT%	3-4 75%

Technical Fouls: NONE  
Dead Ball Rebounds: 1-0

Wyoming - 86		Record: 4-2															
NO.	Name	Min	FG	3P	FT	Rebounds	Fouls	TP	AS	TO	ST	Blocks	BS	BA	+	-	
			M/A	M/A	M/A	OR	DR	OR	DR	OR	DR	OR	DR	OR	DR		
5	Tess Barnes	34:46	4-7	3-6	2-2	0	4	4	3	1	13	1	2	0	0	0	6
45	Alyson Fertig	28:57	5-8	0-0	2-2	3	2	5	1	3	12	3	1	1	1	1	-8
2	Emily Mellema	29:27	3-8	0-4	0-0	1	1	2	0	6	4	1	0	1	0	13	
12	Malene Pedersen	22:12	6-11	1-3	6-6	1	0	1	0	5	19	0	1	0	2	4	
30	Ola Ustowska	21:06	2-6	1-3	0-0	0	4	4	1	0	5	2	0	0	0	0	
15	Marta Savic	10:40	4-4	0-0	0	0	1	1	4	1	8	0	0	0	0	0	
42	McKinley Dickerson	18:09	6-11	2-5	3-3	1	1	2	1	2	17	1	1	0	1	6	
14	Kati Ollainen	15:46	2-2	0-0	0	0	0	1	1	4	3	0	0	0	0	7	
11	Madi Symons	04:59	0-1	0-1	0-0	0	0	0	0	1	0	0	0	0	0	4	
21	Maren McKenna	13:58	1-4	0-0	0	2	3	5	1	0	2	1	0	1	0	1	
Team			2	2	4	0	0	0	0	0	0	0	0	0	0	0	
<b>Totals</b>		33:62	7-22	13-14	10	18	28	15	13	86	15	8	4	2	5	12	

Shooting By Period	
1st FG%	12-23 52.0%
2nd FG%	15-20 75.0%
3rd FG%	6-14 42.9%
4th FG%	6-14 42.9%
FT%	0-0 0%
GM FG%	33-62 53.2%
3PT%	7-22 31.8%
FT%	4-4 100%

Technical Fouls: NONE  
Dead Ball Rebounds: 0-0

BYU		WYO	
Biggest lead	2 (1st 9:30)	16 (2nd 1:07)	
Best Scoring Run	3 (3rd 9:01)	9 (2nd 2:55)	
Lead Changes	7	1	
Times Tied	1	2	
Time with Lead	02:06	37:24	



## GAME 7 - at Oklahoma State



Official Basketball Box Score - Final  
Wyoming at Oklahoma St.  
12/02/23 Gallagher Arena, Stillwater  
2023-24 Women's Basketball

Game Time: 1:00 PM  
Game Duration: 1:53  
Attendance: 1,862

Officials: Scott Yarbrough, Brian Woods, Nicole Brannon

Wyoming - 62		Record: 4-3															
NO.	Name	Min	FG	3P	FT	Rebounds	Fouls	TP	AS	TO	ST	Blocks	BS	BA	+	-	
			M/A	M/A	M/A	OR	DR	OR	DR	OR	DR	OR	DR	OR	DR		
5	Tess Barnes	28:18	2-9	1-6	0-0	0	2	2	3	0	5	2	2	1	0	0	-4
45	Alyson Fertig	23:53	7-11	0-0	0	2	4	2	0	14	0	3	1	2	0	0	3
2	Emily Mellema	29:23	2-7	0-2	3-4	1	2	3	4	2	7	5	1	3	0	0	4

# 2023-24 BOX SCORES

## GAME 9 - at Montana State



Official Basketball Box Score - Final  
**Wyoming at Montana St.**  
 121723 Bob Broden Pavilion, Bozeman, Mont.  
 2023-24 Women's Basketball

Game Time: 12:00 PM  
 Game Duration: 1:51  
 Attendance: 1,501

Officials: Bob Scotlett, Nara Acosta, Maggie DeWalt

Wyoming - 25

Record: 4-5

NO.	Name	F	G	M.A.	3P	M.A.	FT	M.A.	Rebounds		Fouls		TP	AS	TO	ST	Blocks		+/-
									OR	DR	OR	DR					BS	BA	
5	Tess Barnes	29:03	1-6	0-4	1-2	2-4	4-1	3	1	4	1	0	0	0	0	0	0	0	-3
45	Alyson Ferig	29:04	4-12	0-0	0-0	3-3	3-3	8	1	2	2	5	1	1	0	0	0	-10	
2	Emily Mellem	31:05	3-9	0-2	2-2	0-1	3-3	6	4	2	0	1	2	0	1	2	0	0	
12	Makene Pedersen	33:39	6-11	4-7	2-2	3-5	0-0	18	3	1	2	0	0	0	0	0	0	0	
30	Ola Ustowska	24:16	3-6	3-5	0-0	0-3	3	0	0	1	2	0	0	0	0	0	0	0	
11	Madi Symons	11:52	0-0	0-0	0-0	1-1	2	0	0	0	0	0	0	0	0	0	0	-8	
14	Kati Ollanen	08:55	0-0	0-0	1-2	0-2	2-2	1	0	0	0	0	0	0	0	0	0	-11	
15	Marta Savic	10:35	3-3	0-0	2-2	0-2	3	1	8	0	1	0	0	0	0	0	0	0	
42	McKinley Dickerson	13:03	0-3	0-2	0-0	1-1	1	0	0	0	1	1	1	0	0	0	0	0	
21	Maren McKenna	08:10	0-2	0-2	0-0	0-1	2	0	0	0	3	0	0	0	0	0	0	-16	
Team			0		1		0		0		0								
<b>Totals</b>			20-52	7-22	8-10	10-20	30	21	15	53	11	20	10	6	2	3	0	0	

Shooting By Period

1st FG%	2-9	22.2%
3PT%	1-5	20.0%
FT%	0-0	0%
2nd FG%	7-15	46.7%
3PT%	3-6	50.0%
FT%	3-4	75%
3rd FG%	6-12	50.0%
3PT%	3-6	50.0%
FT%	4-4	100%
4th FG%	5-6	83.3%
3PT%	0-0	0%
FT%	1-2	50%
GM FG%	20-52	38.5%
3PT%	7-22	31.8%
FT%	8-10	80.0%

Dead Ball Rebounds: 0

Technical Fouls: NONE

Montana St. - 64

Record: 4-6

NO.	Name	F	G	M.A.	3P	M.A.	FT	M.A.	Rebounds		Fouls		TP	AS	TO	ST	Blocks		+/-
									OR	DR	OR	DR					BS	BA	
11	Katelynn Limardo	29:55	2-6	1-1	7-10	0	6	6	1	5	12	0	2	3	0	0	1	1	1
24	Taylor Janassen	31:14	3-7	1-2	2-2	1	0	1	2	9	2	3	2	0	1	0	0	0	1
32	Mirah Dykstra	29:11	4-9	1-4	0-1	0	7	7	0	2	9	3	2	1	0	2	0	0	8
0	Madison Hall	02:12	1-2	0-1	2-4	0	3	3	4	5	14	1	3	1	1	0	0	0	5
2	Natalie Picton	29:46	2-6	0-0	1-1	2	2	2	4	4	2	1	3	0	0	0	0	0	-3
33	Lindsay Hein	19:35	3-5	0-0	5-6	2	1	3	2	4	11	0	0	0	0	1	1	0	9
15	Isabel Buryan	14:41	2-3	1-1	0-0	0	1	4	0	5	1	2	1	0	0	0	0	0	
20	Brooke Berry	00:00	0-0	0-0	0-0	1	1	1	0	1	1	0	0	0	0	0	0	0	
1	Malca Egan	22:01	0-0	0-0	0-0	0	0	0	0	0	0	0	0	0	0	0	0	0	
Team			4		3		7		0		0								
<b>Totals</b>			21-46	4-9	18-25	8	23	31	16	21	64	10	16	11	2	6	0	0	

Shooting By Period

1st FG%	6-12	50.0%
3PT%	0-1	0.0%
FT%	1-2	50%
2nd FG%	6-14	42.9%
3PT%	1-2	50.0%
FT%	0-0	0%
3rd FG%	4-11	36.4%
3PT%	2-4	50.0%
FT%	1-3	33.3%
4th FG%	5-9	55.6%
3PT%	1-2	50.0%
FT%	6-10	60%
GM FG%	21-46	45.7%
3PT%	4-9	44.4%
FT%	18-25	72.0%

Dead Ball Rebounds: 4-0

Technical Fouls: NONE

WYO		MSU		Points from		WYO/MSU		Period by Period Scoring								
Biggest lead	4 (3rd 17)	9 (1st 2-40)	Turnovers	13	18	1st	2nd	3rd	4th	TOT	1st	2nd	3rd	4th	TOT	
Best Scoring Run	8 (3rd 9-51)	9 (1st 2-40)	Paint	22	22	22	22	22	22	22	WYO	5	20	19	11	55
Lead Changes	3	3	Second Chance	9	4	MSU	13	15	21	17	64					
Times Tied	3	3	Fast Breaks	9	4											
Time with Lead	03:22	34:26	Bench	9	26											



## GAME 10 - vs. Wright State



Official Basketball Box Score - Final  
**Wright St. at Wyoming**  
 121223 South Point Arena, Las Vegas  
 2023-24 Women's Basketball

Game Time: 2:30 PM  
 Game Duration: 1:37  
 Attendance: 1,377

Officials: Kim Hobbs, Cam Inouye, Nadi Caray

Wright St. - 61

Record: 6-6

NO.	Name	F	G	M.A.	3P	M.A.	FT	M.A.	Rebounds		Fouls		TP	AS	TO	ST	Blocks		+/-
									OR	DR	OR	DR					BS	BA	
2	Carin VanKampen	25:32	0-1	0-1	0-0	0	1	0	0	0	1	1	0	0	0	0	0	0	-8
11	Rachel Loochie	15:28	1-5	0-3	0-0	2	1	3	4	0	2	0	0	0	0	0	0	0	
10	Alexis Hutchison	36:51	11-27	3-9	3-3	3	4	7	2	5	28	3	1	2	0	1	0	0	
20	Layne Ferrell	32:40	4-9	3-5	0-0	1	2	3	2	2	11	1	1	0	0	0	0	0	
24	Kacee Baumhower	33:56	5-9	1-4	7-9	0	2	2	3	5	18	2	1	2	0	0	0	0	
0	Jada Tate	23:06	0-2	0-1	0-0	0	4	4	4	1	0	0	0	0	1	1	1	0	
21	Lauren Scott	19:04	1-3	0-0	0-0	0	0	0	1	1	2	1	0	0	0	0	0	0	
3	Makiya Miller	08:39	0-4	0-2	0-0	0	1	1	1	0	0	0	0	0	0	0	0	0	
23	Macie Taylor	04:47	0-1	0-1	0-0	1	0	1	0	0	0	0	0	0	0	0	0	0	
Team			1		0		1		0		0								
<b>Totals</b>			22-61	7-26	10-12	8	15	23	18	14	61	10	7	8	1	4	1	0	

Shooting By Period

1st FG%	5-16	31.3%
3PT%	1-6	16.7%
FT%	4-4	100%
2nd FG%	2-15	13.3%
3PT%	1-6	12.5%
FT%	0-0	0%
3rd FG%	11-14	78.6%
3PT%	2-3	66.7%
FT%	5-5	100%
4th FG%	4-16	25.0%
3PT%	3-9	33.3%
FT%	1-3	33.3%
GM FG%	22-61	36.1%
3PT%	7-26	26.9%
FT%	10-12	83.3%

Dead Ball Rebounds: 1-0

Technical Fouls: NONE

Wyoming - 71

Record: 5-5

NO.	Name	F	G	M.A.	3P	M.A.	FT	M.A.	Rebounds		Fouls		TP	AS	TO	ST	Blocks		+/-
									OR	DR	OR	DR					BS	BA	
5	Tess Barnes	31:58	7-9	5-7	0-0	0	5	5	3	1	19	2	3	0	2	0	0	0	10
45	Alyson Ferig	32:25	9-14	0-0	3-7	5	5	10	0	7	21	1	2	0	0	1	0	0	
2	Emily Mellem	31:03	2-4	0-1	2-2	0	3	3	1	6	5	2	1	0	0	0	0	0	
12	Makene Pedersen	32:38	1-5	0-3	1-2	0	3	5	0	1	8	3	2	0	0	0	0	0	
30	Ola Ustowska	21:30	4-4	0-2	0-0	0	3	3	4	2	0	3	1	0	0	0	0	0	
14	Kati Ollanen	20:57	0-2	0-1	0-0	0	1	1	0	1	0	0	0	0	0	0	0	-7	
42	McKinley Dickerson	08:25	2-4	1-2	0-0	1	2	3	0	0	5	0	2	0	0	0	0	0	
15	Marta Savic	16:30	3-5	0-0	1-1	3	5	8	1	3	0	3	1	2	0	0	0	0	
21	Maren McKenna	21:28	4-5	0-1	1-2	1	2	1	3	1	9	2	1	1	0	0	0	0	
11	Madi Symons	08:41	0-1	0-1	1-2	0	1	1	1	1	1	0	0	0	0	0	0	0	
Team			1		2		3		0		0								
<b>Totals</b>			28-53	6-18	9-16	13	32	45	14	16	71	13	18	4	1	0	0	0	

Shooting By Period

1st FG%	10-16	62.5%
3PT%	3-6	50.0%
FT%	1-1	100%
2nd FG%	2-9	22.2%
3PT%	1-4	25.0%
FT%	3-6	50.0%
3rd FG%	8-14	57.1%
3PT%	1-4	25.0%
FT%	0-1	0%
4th FG%	8-14	57.1%
3PT%	1-4	25.0%
FT%	5-8	62.5%
GM FG%	28-53	52.8%
3PT%	6-18	33.3%
FT%	9-16	56.3%

Dead Ball Rebounds: 4-0

Technical Fouls: NONE

WSU		WYO		Points from		WSU/WYO		Period by Period Scoring			
Biggest lead	2 (3rd 1:19)	16 (3									

# 2023-24 BOX SCORES

## GAME 13 - at Utah State



Official Basketball Box Score - Final  
**Wyoming at Utah St.**  
 01/05/24 Dean Smith Spectrum, Logan  
 2023-24 Women's Basketball

Game Time: 6:00 PM  
 Game Duration: 1:27  
 Attendance: 627

Officials: Michael Price, Rocco Schioldi, Cheryl Blau

Wyoming - 54

Record: 7-6 (2-0)

NO.	Name	Min	FG			3P			FT			Rebounds		Fouls		TP	AS	TO	ST	Blocks				
			M	A	M/A	M	A	M/A	OR	DR	OR	DR	FF	PF	BS					BA	+			
5	Tess Barnes	F 27:33	4-7	2-5	1-1	2-1	3-0	0-2	11	1	2	1	0	0	0	1								
45	Alyson Fertig	C 26:16	7-11	0-0	4-4	4	7	11	1	4	18	1	1	0	1	23								
2	Emily Mellem	C 26:33	3-8	0-2	2-2	1	3	4	2	3	8	3	2	1	0	2	23							
12	Malene Pedersen	G 26:37	1-6	0-0	0-3	0	3	0	2	3	4	3	0	0	0	16								
30	Ola Ustowska	G 27:12	0-6	0-5	0-0	2	2	0	0	7	2	0	2	0	0	10								
42	McKinley Dickerson	19:39	3-9	1-4	0-0	1	2	3	0	0	7	1	1	2	0	2	8							
11	Madi Symons	12:28	0-0	0-0	0-2	0	2	0	1	0	1	1	0	0	0	5								
15	Maria Savic	13:44	0-3	0-0	0-0	1	2	3	1	1	0	0	0	1	1	-17								
14	Kati Ollainen	13:27	1-3	0-2	0-0	2	3	1	1	2	1	0	1	0	0	-17								
21	Maren McKenna	07:06	2-3	0-0	1-2	0	0	0	1	1	5	0	1	1	0	-17								
1	Baley Wilborn	00:26	0-0	0-0	0-0	0	0	0	0	0	0	0	0	0	0	-5								
Team			1-2			3-3			0-1			1-1		1-1										
Totals			21-56	4-22	5-11	10	27	37	6	16	54	14	15	8	2	6	6							

Shooting By Period

1st FG%	7.15	46.7%
2nd FG%	6.15	40.0%
3rd FG%	4.14	28.6%
4th FG%	0.0	0.0%
5th FG%	4.12	33.3%
6th FG%	16.7%	16.7%
FT%	5.8	62.5%

GM FG%: 21.56 37.5%

3PT%: 4.22 18.2%

FT%: 8.11 72.7%

Dead Ball Rebounds: 2.0

Technical Fouls: NONE

Utah St. - 48

Record: 3-10 (0-2)

NO.	Name	Min	FG			3P			FT			Rebounds		Fouls		TP	AS	TO	ST	Blocks				
			M	A	M/A	M	A	M/A	OR	DR	OR	DR	FF	PF	BS					BA	+			
23	Tiaira Hill-Brown	F 07:44	1-4	1-2	0-0	1	0	1	1	0	3	0	0	0	0	-10								
0	Ivory Finley	G 28:20	1-5	0-3	2-2	3	3	6	4	1	4	2	2	1	1	0	-13							
4	Cheyenne Stubbs	G 30:31	1-4	1-2	2-2	0	4	4	0	1	5	0	3	0	0	-11								
11	Macy Smith	G 28:12	4-14	1-6	0-0	0	3	3	2	0	9	3	2	1	0	-3								
24	Skye Miller	G 22:05	1-6	1-3	0-0	2	5	3	1	3	2	1	2	0	0	-12								
14	Lauren Crocker	10:55	1-4	0-0	0-0	1	1	2	0	2	0	0	0	0	0	-5								
1	Samantha Suguturaga	20:14	3-6	0-1	0-0	0	3	3	2	0	6	0	1	0	2	0	5							
3	Al Wetta	13:33	0-0	0-0	2-2	0	2	0	1	2	0	2	0	0	0	7								
2	Isabella Tanedo	03:17	0-0	0-0	0-0	0	0	0	0	0	1	0	0	0	0	-3								
15	Gracie Johnson	18:09	3-7	0-1	2-2	0	5	5	0	1	8	0	1	0	3	0	5							
33	Livia Knapp	12:48	1-2	0-0	2-2	0	2	0	1	4	1	2	0	0	0	6								
25	Bridget Mullings	03:12	1-1	0-0	0-0	0	0	0	0	0	2	0	0	0	0	4								
Team			2-1			1-1			0-1			0-2		0-2										
Totals			17-53	4-18	10-10	9	26	35	16	6	49	10	16	6	2	-6	6							

Shooting By Period

1st FG%	7.15	53.8%
2nd FG%	2.2	100.0%
3rd FG%	3.12	25.0%
4th FG%	0.5	0.0%
5th FG%	4.4	100.0%
6th FG%	11.3	7.7%
FT%	0.4	0.0%
FT%	4.4	100.0%
FT%	6.15	40.0%
FT%	2.7	28.6%
FT%	2.2	100.0%
FT%	17.53	30.1%
FT%	4.18	22.2%
FT%	10.10	100.0%

GM FG%: 17.53 30.1%

3PT%: 4.18 22.2%

FT%: 10.10 100.0%

Dead Ball Rebounds: 0.0

Technical Fouls: NONE

	WYO	USU
Biggest lead	13 (4 <sup>th</sup> 1:25)	3 (1 <sup>st</sup> 1:31)
Best Scoring Run	10 (2 <sup>nd</sup> 6:35)	9 (1 <sup>st</sup> 1:31)
Lead Changes	2	
Times Tied	2	
Time with Lead	35:50	02:17

Points from Turnovers	WYO	USU	Period by Period Scoring			
			1st	2nd	3rd	4th
Paint	32	18				
Second Chance	8	2				
Fast Breaks	2	4				
Bench	14	24				



## GAME 14 - at Air Force



Official Basketball Box Score - Final  
**Wyoming at Air Force**  
 01/06/24 Cure Arena, U.S. Air Force Academy  
 2023-24 Women's Basketball

Game Time: 1:00 PM  
 Game Duration: 1:28  
 Attendance: 311

Officials: Brendas Pantoja, Tyler Trumble, Teresa Turner

Wyoming - 68

Record: 8-6 (3-0)

NO.	Name	Min	FG			3P			FT			Rebounds		Fouls		TP	AS	TO	ST	Blocks				
			M	A	M/A	M	A	M/A	OR	DR	OR	DR	FF	PF	BS					BA	+			
5	Tess Barnes	F 30:09	3-6	2-4	0-0	0	4	4	1	0	8	2	0	2	0	15								
45	Alyson Fertig	C 25:22	6-8	0-0	1-2	2	7	9	1	2	13	0	1	0	2	22								
2	Emily Mellem	G 31:45	7-13	1-1	2-3	2	2	4	2	5	17	4	4	3	0	1	24							
12	Malene Pedersen	G 35:17	5-9	0-0	0-3	0	3	1	1	10	1	0	3	0	1	19								
30	Ola Ustowska	G 27:40	0-0	0-0	0-0	0	3	3	1	4	0	3	1	0	0	3								
14	Kati Ollainen	08:15	2-2	0-0	0-2	0	0	0	1	4	1	2	0	0	0	-7								
15	Maria Savic	13:06	2-3	0-0	2-4	1	1	2	0	2	6	4	3	0	0	-7								
42	McKinley Dickerson	16:49	4-6	0-1	2-2	1	0	1	0	2	10	3	0	3	0	9								
11	Madi Symons	09:51	0-0	0-0	0-0	0	0	0	2	0	0	0	0	0	0	2								
21	Maren McKenna	00:53	0-0	0-0	0-1	0	1	1	0	0	0	0	0	0	0	3								
23	Joslin Igo	00:53	0-0	0-0	0-0	0	0	0	0	0	0	0	0	0	0	2								
Team			4-1			5-0			0-0			0-0		0-0										
Totals			29-47	3-7	7-13	10	22	32	8	17	68	15	15	8	2	3	17							

Shooting By Period

1st FG%	6.9	66.7%
2nd FG%	2.4	50%
3rd FG%	9.13	69.2%
4th FG%	1.2	50.0%
5th FG%	2.4	50%
6th FG%	7.14	50.0%
FT%	0.0	0%
FT%	1.1	100.0%
FT%	3.7	42.9%
FT%	7.11	63.0%
FT%	0.1	0.0%
FT%	3.5	80%
GM FG%	29.47	61.7%
3PT%	3.7	42.9%
FT%	7.13	53.8%

Dead Ball Rebounds: 3.0

Technical Fouls: NONE

Air Force - 51

Record: 8-6 (1-2)

NO.	Name	Min	FG			3P			FT			Rebounds		Fouls		TP	AS	TO	ST	Blocks			
			M	A	M/A	M	A	M/A	OR	DR	OR	DR	FF	PF	BS					BA	+		
30	Dasha Macmillan	F 30:46	2-5	0-2	0-0	2	2	2	2	0	4	1	1	0	1	0	-19						
2	Milahné Perry	G 24:54	5-10	0-0	0-0	0	0	0	3	1	10	2	0	2	0	-12							
4	Maddison Smith	G 26:43	1-2	0-0	0-0	0	2	2	0	2	0	1	1	0	0	-17							
5	Taylor Britt	G 27:45	3-7	2-2	0-0	1	3	4	1	8	3	1	2	0	0	-13							
10	Jayda McNabb	G 29:34	3-5	3-5	1-2	0	0	0	3	1	10	2	2	0	0	-11							
1	Alexis Cortez	16:47	1-7	0-2	1-2	2	2	4	2	2	3	2	0	1	1	0	2						
13</																							

# 2023-24 BOX SCORES

## GAME 17 - COLORADO STATE



Official Basketball Box Score - Final  
Colorado St. at Wyoming  
01/02/24 Arena Auditorium, Laramie, Wyo.  
2023-24 Women's Basketball

Game Time: 2:00 PM  
Game Duration: 1:49  
Attendance: 1,500

Officials: Rick Thorne, Gabe Beasch, Denise Lopez

Colorado St. - 63

Record: 12-5 (3-3)

NO.	Name	Min	FG		3P		FT		Rebounds		Fouls		TP	AS	TO	ST	Blocks		+/-
			M.A.	M.A.	M.A.	M.A.	DR	TOT	DR	TOT	PF	FF					BS	BA	
0	Kendyl Kirzer	F	36:17	5-14	2-10	0-0	0	3	3	1	12	0	0	3	0	0	0	0	-8
24	Sydney Mech	F	38:18	4-9	2-4	0-0	1	4	5	0	10	1	0	1	0	0	0	-7	
4	McKenna Hofschick	G	33:29	6-16	2-4	4-4	1	1	2	3	4	18	6	2	0	0	0	-6	
20	Sanna Strom	G	25:36	2-3	1-2	0-0	0	3	3	4	1	5	0	2	0	0	0	-10	
32	Callyn Crocker	G	28:29	1-4	0-1	6-6	2	2	1	6	8	3	1	0	0	0	-12		
55	Meghan Boyd	F	19:44	2-6	1-5	0-0	0	5	5	1	5	1	0	0	0	0	0	13	
22	Call Clark	F	14:25	1-2	0-1	0-0	2	2	2	2	2	0	0	0	0	0	0	8	
5	Jadyn File	F	03:44	1-1	1-1	0-0	0	0	0	0	1	3	0	1	0	0	0	2	
Team				2	2	3													
Totals			22:55	9-28	10-10	3	22	25	14	14	63	11	6	4	0	0	-1		

Shooting By Period

1st FG%	41.3	45.2%
1st 3PT%	3.8	37.5%
1st FT%	2.2	100%
2nd FG%	5-12	41.7%
2nd 3PT%	1-6	16.7%
2nd FT%	2-2	100%
3rd FG%	7-16	43.8%
3rd 3PT%	4-8	50%
3rd FT%	2-2	100%
4th FG%	4-4	28.6%
4th 3PT%	1-4	16.7%
4th FT%	4-4	100%
GM FG%	22.55	40.0%
GM 3PT%	9-28	32.1%
GM FT%	10-10	100.0%

Dead Ball Rebounds: 0

Technical Fouls: NONE

Wyoming - 67

Record: 10-7 (5-1)

NO.	Name	Min	FG		3P		FT		Rebounds		Fouls		TP	AS	TO	ST	Blocks		+/-
			M.A.	M.A.	M.A.	M.A.	DR	TOT	DR	TOT	PF	FF					BS	BA	
5	Tess Barnes	F	23:13	3-4	2-3	0-0	0	3	3	4	1	8	2	2	0	0	0	0	23
45	Allyson Fertig	C	27:58	6-9	0-0	4-5	2	7	9	1	5	16	2	1	0	0	0	0	23
2	Emily Mellaema	G	34:51	9-21	7-16	0-1	0	4	3	2	25	6	0	1	0	0	0	0	4
12	Malene Pedersen	G	33:13	3-7	0-2	0-0	0	4	4	0	2	6	3	1	2	0	0	0	4
30	Ola Ustowska	G	34:25	1-2	1-2	0-0	0	9	9	1	0	3	2	1	0	0	0	5	
15	Marta Savic	F	11:33	0-0	0-0	0-0	0	0	0	1	1	0	0	0	0	0	0	-16	
42	McKinley Dickerson	F	13:59	2-3	1-2	0-0	1	1	0	1	5	2	0	0	0	0	0	-14	
14	Kati Ollainen	F	05:09	0-1	0-1	0-0	0	0	0	0	0	0	1	1	0	0	0	0	
11	Madi Symons	F	06:34	0-1	0-1	0-0	0	1	1	3	0	0	1	1	0	0	0	-7	
21	Maren McKenna	F	09:36	0-0	0-0	4-4	0	1	1	2	4	0	1	0	0	0	0	-2	
Team				1	0	1													
Totals			24:48	11-27	8-10	3	30	33	14	14	67	17	12	3	0	0	0	4	

Shooting By Period

1st FG%	41.2	33.3%
1st 3PT%	2-7	28.6%
1st FT%	0	0%
2nd FG%	5-11	45.5%
2nd 3PT%	5-9	55.6%
2nd FT%	2-2	100%
3rd FG%	7-12	58.3%
3rd 3PT%	1-5	20%
3rd FT%	1-1	100%
4th FG%	8-13	61.5%
4th 3PT%	3-6	50%
4th FT%	5-7	71.4%
GM FG%	24-48	50.0%
GM 3PT%	11-27	40.7%
GM FT%	8-10	80.0%

Dead Ball Rebounds: 1

Technical Fouls: NONE

Biggest lead	CSU	WYO	Points from		CSU	WYO	Period by Period Scoring				
			Turnovers	16			10	1st	2nd	3rd	4th
Best Scoring Run	10 (3rd 2:34)	6 (4th 0:35)	Paint	22	24	WYO	17	13	20	13	63
Lead Changes	9	9	Second Chance	2	6						
Times Tied	8	8	Fast Breaks	2	2						
Time with Lead	24:47	07:40	Bench	10	9						

## GAME 18 - AIR FORCE



Official Basketball Box Score - Final  
Air Force at Wyoming  
01/04/24 Arena Auditorium, Laramie, Wyo.  
2023-24 Women's Basketball

Game Time: 6:30 PM  
Game Duration: 1:45  
Attendance: 2,333

Officials: Melissa Barlow, Briany Luna, Brian Woods

Air Force - 63

Record: 9-11 (2-5)

NO.	Name	Min	FG		3P		FT		Rebounds		Fouls		TP	AS	TO	ST	Blocks		+/-
			M.A.	M.A.	M.A.	M.A.	DR	TOT	DR	TOT	PF	FF					BS	BA	
30	Dasha Macmillan	F	31:12	2-8	0-4	0-0	1	2	3	2	0	4	1	1	2	0	0	-2	
1	Alexis Corry	F	18:29	3-7	1-2	3-3	1	0	1	5	3	10	1	0	0	0	0	2	
2	Milahné Perez	G	30:03	6-12	0-0	2-2	0	4	0	4	0	2	14	3	2	1	0	-2	
4	Madison Smith	G	24:28	3-7	0-2	3-3	0	1	1	3	4	9	0	1	4	0	1	-4	
10	Jayda McNabb	G	30:36	4-7	2-3	0-2	5	1	6	2	1	10	1	1	1	0	0	-1	
0	Jordyn DeV Vaughn	F	08:48	2-2	2-2	0-0	0	2	1	2	1	8	0	0	0	0	0	-1	
5	Taylor Britt	F	18:06	2-4	1-1	0-0	1	2	3	2	1	5	0	2	2	0	0	5	
13	Kaela O'Hollaren	F	13:24	1-5	1-3	0-0	1	1	2	1	0	3	0	2	0	0	-12		
23	Parker Brown	F	08:48	0-1	0-0	0-0	0	0	0	0	0	0	1	0	0	0	0	-1	
24	Marissa Hargrave	F	08:48	0-1	0-1	0-0	0	2	2	1	0	0	1	3	0	0	0	-1	
40	Jo Hunter	F	07:20	0-0	0-0	0-0	0	1	1	2	0	0	0	0	0	0	0	1	
Team				3	1	4													
Totals			23:54	7-18	10-12	12	15	27	20	12	63	10	12	12	1	2	3		

Shooting By Period

1st FG%	7.14	50.0%
1st 3PT%	4.7	57.1%
1st FT%	2.2	100%
2nd FG%	8-16	50.0%
2nd 3PT%	2-4	50.0%
2nd FT%	1-1	100%
3rd FG%	4.10	40.0%
3rd 3PT%	1.3	33.3%
3rd FT%	4-6	66.7%
4th FG%	4.14	28.6%
4th 3PT%	0.4	0.0%
4th FT%	3-3	100%
GM FG%	23.54	42.6%
GM 3PT%	7-18	38.9%
GM FT%	10-12	83.3%

Dead Ball Rebounds: 1

Technical Fouls: NONE

Wyoming - 66

Record: 11-7 (6-1)

NO.	Name	Min	FG		3P		FT		Rebounds		Fouls		TP	AS	TO	ST	Blocks		+/-
			M.A.	M.A.	M.A.	M.A.	DR	TOT	DR	TOT	PF	FF					BS	BA	
5	Tess Barnes	F	32:29	3-9	2-7	0-0	0	4	2	0	4	2	7	0	1	0	0	12	
45	Allyson Fertig	C	27:34	10-11	0-0	1-2	2	2	4	0	2	21	1	1	1	0	0	12	
2	Emily Mellaema	G	33:55	2-5	1-2	1-2	0	3	3	2	6	0	2	5	1	0	0	7	
12	Malene Pedersen	G	33:30	2-6	0-0	11-11	1	3	4	2	8	15	3	0	2	0	0	9	
30	Ola Ustowska	G	28:37	1-1	0-0	0	0	1	3	4	2	3	2	7	3	0	0	15	
14	Kati Ollainen	F	06:02	0-0	0-0	1-2	0	1	1	1	2	1	0	0	0	0	-4		
15	Marta Savic	F	11:42	1-1	0-0	0-0	0	0	0	0	1	2	0	0	0	0	0	-4	
42	McKinley Dickerson	F	16:96	2-5	0-1	3-3	1	1	2	2	7	0	1	0	1	0	0	-11	
11	Madi Symons	F	06:31	1-2	0-0	0-0	0	1	1	0	0	2	0	0	0	0	0	-11	
21	Maren McKenna	F	03:34	0-1	0-1	2-2	0	0	0	0	1	2	0	0	0	0	0	-5	
Team				1	2	3													
Totals			22:41	3-11	19-22	6	20	26	12	20	66	13	14	8	2	1	3		

Shooting By Period

1st FG%	41.3	30.8%
1st 3PT%	0.4	0.0%
1st FT%	8.9	88.9%
2nd FG%	6-10	60%
2nd 3PT%	0.2	0.0%
2nd FT%	6-7	85.7%
3rd FG%	6.9	66.7%
3rd 3PT%	3.4	75.0%
3rd FT%	2-2	100%
4th FG%	6.8	66.7%
4th 3PT%	0.1	0.0%
4th FT%	3-4	75%
GM FG%	22.41	53.7%
GM 3PT%	3-11	27.3%
GM FT%	19-22	86.4%

Dead Ball Rebounds: 1

Technical Fouls: NONE

Biggest lead	AFA	WYO	Points from		AFA	WYO	Period by Period Scoring				
			Turnovers	13 <th>9</th> <th>1st</th> <th>2nd</th> <th></th>			9	1st	2nd		

# 2023-24 BOX SCORES

## GAME 21 - NEVADA



Official Basketball Box Score - Final  
Nevada at Wyoming  
02/03/24 Arena Auditorium, Laramie, Wyo.  
2023-24 Women's Basketball

Game Time: 2:00 PM  
Game Duration: 1:47  
Attendance: 2,144

Officials: Kapua Nakasona, Jeffrey Benson, Denise Lopez

Record: 11-12 (5-5)																			
NO.	Name	Min	FG	3P	FT	Rebounds	Fouls	TP	AS	TO	ST	Blocks	PTS						
			M.A.	M.A.	M.A.	OR	DR					BS	SA						
23	Lexie Givens	F	33:37	3-3	1-1	1-2	1	4	5	3	8	0	4	1	0	0	-7		
24	Kennedy Lee	F	26:12	5-11	0-1	0-0	3	6	3	0	10	2	1	0	0	1	-8		
2	Izzy Sullivan	G	20:53	4-9	1-3	1-1	1	0	1	1	2	1	1	1	0	0	-8		
4	Audrey Roden	G	25:16	4-10	0-0	0-2	0	2	2	3	3	8	0	4	2	0	0	-7	
11	Victoria Davis	G	14:48	1-3	1-3	0-0	1	3	4	3	1	3	1	1	1	0	1	2	
10	Dymonique Maxie	F	25:12	2-6	0-0	1-2	0	4	4	3	4	5	1	2	2	1	0	-9	
5	Kaylee Borden	F	14:41	2-5	0-0	0-0	0	0	0	1	1	4	0	0	0	1	0	0	-4
32	Gabby Cluffie	F	19:10	0-5	0-1	0-0	0	3	3	1	0	8	2	1	0	0	0	5	
52	Natalie Lathrop	F	20:10	2-6	0-0	0-0	2	4	2	0	4	2	3	0	0	0	0	1	
<b>Team</b>							3	3	3	0	0	0							
<b>Totals</b>			23:56	13-39	3-7	11	23	34	18	14	52	9	17	8	1	2	7		

Record: 4-18 (1-10)																			
NO.	Name	Min	FG	3P	FT	Rebounds	Fouls	TP	AS	TO	ST	Blocks	PTS						
			M.A.	M.A.	M.A.	OR	DR					BS	SA						
25	Bridget Mullings	F	11:52	0-1	0-1	0-0	1	2	3	1	0	0	0	3	1	0	0	-9	
0	Ivory Finley	G	29:01	3-6	0-1	1-1	0	2	2	2	2	2	0	0	0	0	-13		
1	Samianna Suguturaga	G	30:01	5-9	2-4	0-0	1	1	2	2	1	12	0	2	1	0	0	-6	
4	Cheyenne Stubbs	G	32:21	2-11	1-3	3-4	0	4	4	2	4	10	0	5	2	0	1	-15	
11	Macy Smith	G	33:32	2-6	0-2	6-9	0	3	3	2	7	10	0	1	1	0	1	-7	
2	Isabella Tanedo	F	12:59	1-3	0-0	0-0	0	1	1	2	1	2	0	1	0	0	0	-8	
15	Gracie Johnson	F	16:52	2-4	1-1	0-0	1	5	6	5	1	5	0	1	0	5	1	-8	
33	Livik Knapp	G	03:55	0-0	0-0	0-0	0	0	0	4	0	5	0	0	0	0	0	-5	
14	Lauren Crocker	F	05:37	0-0	0-0	0-0	0	0	0	0	1	1	0	1	0	0	0	2	
31	Alyzee Verdian	F	10:00	0-0	0-0	0-0	0	0	0	0	0	0	0	0	0	0	0	-6	
3	Al Wetta	F	08:13	0-0	0-0	0-0	0	0	0	0	3	0	0	0	0	0	0	0	-3
23	Tairna Hill-Brown	F	05:38	0-1	0-0	0-0	0	2	2	0	0	0	0	0	0	0	0	-3	
<b>Team</b>							1	2	3	0	0	0							
<b>Totals</b>			16:41	4-12	11-16	4	25	28	17	17	47	4	17	6	6	3	15		

Technical Fouls: NONE  
Dead Ball Rebounds: 2-0

Record: 13-8 (8-2)																		
NO.	Name	Min	FG	3P	FT	Rebounds	Fouls	TP	AS	TO	ST	Blocks	PTS					
			M.A.	M.A.	M.A.	OR	DR					BS	SA					
5	Tess Barnes	F	28:53	2-3	0-1	2-2	0	4	4	3	1	6	1	3	0	1	0	13
45	Alyson Fertig	C	28:44	5-10	0-0	2-2	2	5	7	1	2	12	0	2	2	0	0	9
2	Emily Mellema	G	35:10	2-6	0-1	1-2	1	5	6	1	4	5	2	0	1	0	1	11
12	Malene Pedersen	G	29:44	2-12	0-4	4-4	3	3	6	1	3	10	1	2	0	0	0	0
30	Ola Ustowska	G	29:12	2-3	1-2	1-2	0	1	2	3	6	3	3	1	1	0	0	2
15	Marta Savic	F	10:45	3-6	0-0	0	2	2	4	1	1	6	1	0	0	0	0	-2
10	Alia Ustowska	G	21:01	2-6	0-3	0-0	0	0	0	0	0	0	0	0	0	0	0	-10
42	McKinley Dickerson	F	11:38	1-1	0-0	0-0	0	1	1	0	4	2	0	0	0	0	0	-8
21	Maren McKenna	F	14:54	2-4	0-1	4-4	0	2	2	1	4	8	0	2	0	0	0	0
<b>Team</b>							1	1	2	0	0	0						
<b>Totals</b>			22:51	1-12	14-16	7	24	31	14	18	59	8	14	5	2	1	7	

Record: 14-8 (8-2)																		
NO.	Name	Min	FG	3P	FT	Rebounds	Fouls	TP	AS	TO	ST	Blocks	PTS					
			M.A.	M.A.	M.A.	OR	DR					BS	SA					
5	Tess Barnes	F	26:24	2-8	1-6	1-2	0	4	4	2	1	5	1	1	1	0	0	24
45	Alyson Fertig	C	22:56	6-12	0-0	1-1	2	6	8	1	4	13	1	0	1	2	3	12
2	Emily Mellema	G	31:38	4-10	1-2	0-0	1	4	5	1	2	9	4	3	0	0	0	19
12	Malene Pedersen	G	29:06	4-7	1-1	1-2	1	1	2	2	3	10	1	1	0	0	0	16
30	Ola Ustowska	G	13:27	2-3	1-2	0-0	0	0	0	4	0	5	2	1	1	0	0	10
15	Marta Savic	F	17:04	2-4	0-0	3-4	4	2	6	2	3	7	1	2	0	1	1	3
11	Mad Symons	F	13:36	1-1	0-0	1-2	1	2	0	1	3	0	1	1	0	0	0	9
42	McKinley Dickerson	F	19:22	0-4	0-3	0-0	2	1	3	0	1	3	0	1	0	0	0	-4
21	Maren McKenna	F	21:39	2-9	2-5	3-4	2	3	5	1	2	9	1	2	0	0	2	5
1	Bailey Wilborn	F	02:02	0-2	0-0	0-0	0	1	1	0	0	0	0	0	0	0	0	-7
3	Grace Moyers	F	02:02	0-1	0-1	0-0	0	0	0	0	0	0	0	0	0	0	0	-7
23	Joslin Igo	F	00:44	0-0	0-0	0-0	0	0	0	0	0	0	0	0	0	0	0	-5
<b>Team</b>							2	2	2	0	0	0						
<b>Totals</b>			23:01	6-22	10-16	15	22	38	17	17	62	15	11	6	3	0	15	

Technical Fouls: NONE  
Dead Ball Rebounds: 2-0

Biggest lead		UNR	WYO
7 (2 <sup>nd</sup> 8:23)		10 (4 <sup>th</sup> 5:52)	
Best Scoring Run		7 (1 <sup>st</sup> 4:25)	6 (2 <sup>nd</sup> 6:25)
Lead Changes		4	6
Times Tied		6	4
Time with Lead		14:10	20:12

Points from		UNR	WYO
Turnovers		13	16
Paint		36	38
Second Chance		10	6
Fast Breaks		8	4
Bench		13	20

Period by Period Scoring		UNR	WYO
1st		9	12
2nd		15	15
3rd		12	15
4th		15	52
TOT		51	59



## GAME 23 - at Boise State



Official Basketball Box Score - Final  
Wyoming at Boise State  
02/03/24 Emmett Arena, Boise, Idaho  
2023-24 Women's Basketball

Game Time: 1:00 PM  
Game Duration: 1:33  
Attendance: 1,402

Officials: Gordon Torgue, Sydney Mett, Taylor Mink

Record: 14-9 (9-3)																		
NO.	Name	Min	FG	3P	FT	Rebounds	Fouls	TP	AS	TO	ST	Blocks	PTS					
			M.A.	M.A.	M.A.	OR	DR					BS	SA					
5	Tess Barnes	F	33:42	2-8	1-4	0-0	0	4	4	3	2	5	1	2	2	1	1	-12
45	Alyson Fertig	C	19:11	0-5	0-0	2-2	2	5	7	0	3	9	0	1	0	2	2	-9
2	Emily Mellema	G	35:03	1-7	0-1	0-0	5	5	4	0	2	4	3	0	1	1	0	-9
12	Malene Pedersen	G	30:15	6-11	2-2	0-1	1	1	1	1	1	16	1	2	4	0	0	19
30	Ola Ustowska	G	21:50	1-2	1-1	0-0	1	1	2	1	0	3	2	1	0	0	0	-15
15	Marta Savic	F	20:49	4-7	0-0	2-3	0	3	3	4	3	10	0	1	0	1	0	-5
42	McKinley Dickerson	F	16:10	2-4	0-2	0-1	2	2	1	2	4	2	1	0	0	0	0	-2
21	Maren McKenna	F	13:16	0-1	0-0	0-0	2	2	1	1	0	1	2	0	0	0	0	-8
11	Mad Symons	F	06:19	0-2	0-0	0-0	1	1	1	0	0	0	0	0	0	0	0	-2
1	Bailey Wilborn	F	01:43	0-0	0-0	0-0	0	0	0	0	0	0	0	0	0	0	0	0
3	Grace Moyers	F	01:43	0-1	0-0	0-0	0	0	0	0	0	0	0	0	0	0	0	0
<b>Team</b>							3	1	4	0	0	2						
<b>Totals</b>			16:48	4-13	6-8	6	25	31	16	12	42	9	18	5	4	1	14	

# 2023-24 BOX SCORES

## GAME 25 - UNLV



Official Basketball Box Score - Final  
UNLV at Wyoming  
02/24 Arena Auditorium, Laramie, Wyo.  
2023-24 Women's Basketball

Game Time: 6:30 PM  
Game Duration: 2:02  
Attendance: 2,261

Officials: Melissa Barlow, Benny Lutz, Brian Woods

NO.	Name	Min	FG			3P			FT			Rebounds		Fouls		TP	AS	TO	ST	Blocks		+/-	
			M/A	MA	AA	M/A	MA	AA	M/A	MA	AA	OR	DR	FF	PF					BS	BA		
44	Alyssa Brown	F	30:41	0-5	0-3	0-2	3	16	19	3	1	0	2	0	2	0	0	0	0	0	3	0	15
23	Desi-Rae Young	C	35:26	6-12	0-1	3-6	2	7	9	4	7	15	1	5	3	1	0	2	0	2	0	5	
0	Ashley Scoggin	G	19:11	2-5	1-2	0-0	0	2	2	0	1	5	0	0	0	0	0	0	0	0	0	-3	
3	Kiara Jackson	G	41:03	3-11	0-1	3-3	3	3	6	1	4	9	1	1	2	0	1	1	2	0	0	4	
12	Alyssa Durazo-Freecas	G	15:52	1-5	1-4	0-0	0	0	0	1	0	3	0	1	0	0	1	0	0	0	0	-4	
33	Amarachi Kimpson	G	32:28	6-9	1-3	3-3	1	1	2	0	3	16	0	3	1	0	0	0	0	0	0	4	
45	Nneke Obiazor	G	23:53	3-10	1-4	2-2	0	4	4	2	1	9	0	0	0	0	0	0	0	0	0	-11	
10	Jasmyyn Lott	F	07:12	1-2	0-0	0-0	0	1	1	0	0	2	0	0	0	0	1	0	0	0	0	-1	
20	Macie James	F	19:14	1-3	0-1	2-2	0	1	1	2	1	4	0	1	1	0	2	0	0	0	0	9	
Team				23-62	4-19	13-18	11	37	48	13	18	63	4	14	6	7	2	3					

Shooting By Period	
1 <sup>st</sup> FG%	51.8 27.6%
2 <sup>nd</sup> FG%	51.1 45.5%
3 <sup>rd</sup> FG%	51.3 38.5%
4 <sup>th</sup> FG%	51.1 45.5%
FT%	77.28%
3PT%	27.28%
GM FG%	23.62 37.1%
3PT%	4.19 21.1%
FT%	13.18 72.2%

Dead Ball Rebounds: 3, 0

Wyoming - 60

Record: 14-11 (9-5)

NO.	Name	Min	FG			3P			FT			Rebounds		Fouls		TP	AS	TO	ST	Blocks		+/-	
			M/A	MA	AA	M/A	MA	AA	M/A	MA	AA	OR	DR	FF	PF					BS	BA		
5	Tess Barnes	F	35:50	3-11	1-6	0-1	0	5	5	1	7	5	2	1	1	1	1	1	1	1	0	0	-4
45	Alyson Ferlig	C	40:22	6-14	0-1	0-1	3	9	12	3	6	12	0	2	1	0	2	6	0	0	0	0	6
2	Emly Mellema	G	35:29	5-14	2-7	2-3	0	2	3	3	14	3	0	1	1	2	7	0	0	0	0	0	
12	Malene Pedersen	G	32:50	4-10	0-4	0-0	0	6	6	4	0	8	0	3	0	0	0	0	0	0	0	0	
30	Ola Ustowska	G	29:53	1-3	1-3	0-0	0	3	3	1	3	3	4	0	0	0	0	0	0	0	0	-8	
15	Marta Savic	F	04:29	0-0	0-0	0-0	0	1	1	4	0	0	0	0	0	0	0	0	0	0	0	0	
42	McKinley Dickerson	G	24:35	5-11	3-8	1-2	0	1	1	0	2	14	1	1	0	0	1	2	0	0	0	1	
11	Madi Symons	F	06:10	0-0	0-0	0-0	0	0	0	0	0	1	0	0	0	0	0	0	0	0	0	0	
14	Kati Ollanen	F	09:31	1-3	0-1	0-0	0	1	1	0	2	2	1	1	0	0	0	0	0	0	0	-1	
21	Maren McKenna	F	02:51	0-2	0-0	0-0	0	0	0	0	0	0	0	0	0	0	0	0	0	0	0	0	
Team				25-68	7-30	3-6	7	30	37	18	13	60	18	12	4	2	7	3					

Shooting By Period	
1 <sup>st</sup> FG%	61.1 54.5%
2 <sup>nd</sup> FG%	37.4 42.9%
3 <sup>rd</sup> FG%	61.7 35.3%
4 <sup>th</sup> FG%	61.5 40.0%
FT%	91.0%
3PT%	2.9 22.2%
GM FG%	25.68 36.8%
3PT%	7.30 23.3%
FT%	3.6 50.0%

Dead Ball Rebounds: 2, 0

Technical Fouls: NONE

NLV	WYO	Points from		Period by Period Scoring							
		Turnovers	Paint	1 <sup>st</sup>	2 <sup>nd</sup>	3 <sup>rd</sup>	4 <sup>th</sup>	TOT			
5 (1 <sup>st</sup> 0 <sup>th</sup> 3 <sup>rd</sup> 5 <sup>th</sup> )	8 (3 <sup>rd</sup> 1 <sup>st</sup> 1 <sup>st</sup> )	33 (1 <sup>st</sup> 0 <sup>th</sup> 3 <sup>rd</sup> 5 <sup>th</sup> )	6 (4 <sup>th</sup> 3 <sup>rd</sup> 4 <sup>th</sup> )	4	9	12	12	11	18	10	63
Lead Changes	5	Second Chance	9	3	WYO	15	11	15	12	7	60
Times Tied	5	Fast Breaks	4	0							
Time with Lead	05:02	Bench	31	16							



## GAME 26 - NEW MEXICO



Official Basketball Box Score - Final  
New Mexico at Wyoming  
02/24 Arena Auditorium, Laramie, Wyo.  
2023-24 Women's Basketball

Game Time: 2:00 PM  
Game Duration: 1:40  
Attendance: 3,168

Officials: Randy Campbell, Rick Thomas, Kate Bossenmaier

NO.	Name	Min	FG			3P			FT			Rebounds		Fouls		TP	AS	TO	ST	Blocks		+/-
			M/A	MA	AA	M/A	MA	AA	M/A	MA	AA	OR	DR	FF	PF					BS	BA	
22	Charlotte Kohl	C	27:18	2-2	0-0	3-3	0	4	4	3	2	7	1	3	0	0	0	0	0	0	0	5
3	Nyah Wilson	G	29:22	5-10	1-3	0-0	0	0	0	0	3	3	1	4	1	0	0	0	0	0	0	6
5	Lara Langemann	G	26:45	3-7	3-5	0-0	0	5	5	2	0	9	1	1	1	0	0	0	0	0	0	3
12	Aniyah Augmon	G	33:52	3-8	2-3	2-2	0	5	5	1	5	10	0	4	1	0	2	-7	0	0	0	-7
33	Vanek Cumber	G	33:30	2-10	2-0	0-0	0	7	7	2	1	8	3	1	1	0	0	0	0	0	0	-7
14	Huida Joaquin	F	12:43	1-4	0-0	1-2	4	3	7	0	1	3	1	0	0	0	0	0	0	0	0	-4
30	Paula Reus	F	27:36	4-9	3-5	0-0	1	3	4	1	1	11	1	3	0	0	0	0	0	0	0	5
1	Nahua Diarra Berthe	F	08:52	1-1	0-0	0-0	0	1	0	0	0	2	3	0	0	0	0	0	0	0	0	4
Team				21-51	11-25	6-7	8	27	35	12	13	59	13	17	4	1	2	1				

Shooting By Period	
1 <sup>st</sup> FG%	21.1 16.2%
2 <sup>nd</sup> FG%	1.2 5.0%
3 <sup>rd</sup> FG%	7.13 53.8%
4 <sup>th</sup> FG%	4.10 40.0%
FT%	2.6 100%
3PT%	6.17 35.3%
GM FG%	26.40 40.0%
3PT%	4.5 80.9%
FT%	1.1 100%
GM FG%	21.51 41.2%
3PT%	11.25 44.0%
FT%	6.2 85.3%

Dead Ball Rebounds: 1, 0

Wyoming - 58

Record: 14-12 (9-6)

NO.	Name	Min	FG			3P			FT			Rebounds		Fouls		TP	AS	TO	ST	Blocks		+/-
			M/A	MA	AA	M/A	MA	AA	M/A	MA	AA	OR	DR	FF	PF					BS	BA	
5	Tess Barnes	F	26:51	3-6	1-2	0-0	0	3	3	0	7	1	2	3	0	0	0	0	0	0	0	-8
45	Alyson Ferlig	C	24:14	4-5	0-0	2-2	0	2	2	4	1	3	1	2	0	1	0	0	0	0	0	0
2	Emly Mellema	G	31:26	4-13	1-6	2-2	0	3	3	2	4	11	1	1	2	0	0	0	0	0	0	0
12	Malene Pedersen	G	24:09	7-9	1-1	1-1	0	3	3	2	4	1	16	1	1	0	0	0	0	0	0	12
30	Ola Ustowska	G	31:22	0-4	0-0	0-0	0	1	1	1	0	6	0	3	0	0	0	0	0	0	0	-9
11	Madi Symons	F	13:09	0-1	0-0	0-0	0	1	1	0	0	0	1	1	0	0	0	0	0	0	0	0
14	Kati Ollanen	F	08:34	1-1	1-1	0-0	0	1	1	0	0	3	0	1	0	0	0	0	0	0	0	-1
15	Marta Savic	F	15:46	2-4	0-0	0-0	0	2	2	0	0	4	1	1	1	1	1	1	1	1	1	-1
42	McKinley Dickerson	G	12:59	2-7	1-5	0-0	0	1	2	3	1	5	1	0	0	0	0	0	0	0	0	3
21	Maren McKenna	F	10:30	1-5	0-2	0-0	0	0	0	0	0	2	1	1	0	0	0	0	0	0	0	-8
Team				24-55	5-19	5-6	4	22	26	13	12	58	13	10	11	2	1	1				

Shooting By Period	
1 <sup>st</sup> FG%	51.8 41.7%
2 <sup>nd</sup> FG%	1.1 10.0%
3 <sup>rd</sup> FG%	0.4 0.0%
4 <sup>th</sup> FG%	5.16 31.3%
FT%	2.6 25.6%
3PT%	1.2 5.0%
GM FG%	24.55 43.8%
3PT%	5.19 36.3%
FT%	5.6 82.3%

Dead Ball Rebounds: 1, 0

UNM	WYO	Points from		Period by Period Scoring									
		Turnovers	Paint	1 <sup>st</sup>	2 <sup>nd</sup>	3 <sup>rd</sup>	4 <sup>th</sup>	TOT					
10 (2 <sup>nd</sup> 2 <sup>nd</sup> 2 <sup>nd</sup> )	6 (1 <sup>st</sup> 5 <sup>th</sup> 5 <sup>th</sup> )	20	38	12	14	20	38	UNM	6	20	15	18	59
Lead Changes	7	Second Chance	5	0	WYO	12							

## 2023-24 BOX SCORES

### GAME 29 - at San Diego State



Official Basketball Box Score - Final  
**Wyoming at San Diego State**  
 03:05:24 Steve Fisher Court at Viejas Arena, San Diego  
 2023-24 Women's Basketball

Game Time: 6:00 PM  
 Game Duration: 1:42  
 Attendance: 1,937

Officials: Michol Murray, Charles Gonzalez, Benny Luna

Wyoming - 55												Record: 16-13 (11-7)															
NO.	Name	Min	FG	3P	FT	Rebounds	Fouls	TP	AS	TO	ST	Blocks	pts	fg	3pt	ft	reb	ft	tp	as	to	st	blk	pts			
5	Tess Barnes	12:29	2-3	1-2	0-0	2	2	5	0	5	1	2	1	0	0	2	3PT%	1-1	100.0%						4		
45	Allison Ferlig	C 27:55	8-12	0-0	3-4	2	8	10	2	3	19	0	2	1	2	0	-11	FT%	0-0	0%					26		
2	Emily Mellema	G 31:21	2-6	1-1	0-0	1	0	1	2	3	5	2	4	2	0	2	-4	2nd FG%	3-8	37.5%					7		
12	Milena Pedersen	G 34:38	4-11	2-4	2-2	1	3	4	3	5	12	3	2	3	0	2	-2	3PT%	0-1	0.0%					13		
30	Ola Listowska	G 24:21	1-3	0-2	0-0	0	6	6	1	1	2	6	2	1	0	0	-6	FT%	4-4	100%					0		
14	Kati Ollainen	08:39	0-0	0-0	0-0	0	0	0	2	0	0	1	1	1	0	0	1	3rd FG%	8-13	61.5%					8		
15	Marta Savic	12:05	2-5	0-0	0-0	2	2	2	1	4	1	1	0	0	0	0	8	3PT%	1-5	20.0%					4		
42	McKinley Dickerson	12:53	2-5	0-3	0-0	0	0	0	0	0	4	0	1	0	0	0	-1	FT%	1-2	50%					4		
11	Madi Symons	23:43	1-1	0-0	0-0	1	3	4	1	1	2	1	2	1	0	0	-7	4th FG%	5-14	35.7%					3		
21	Maren McKenna	11:56	1-1	0-0	0-0	0	0	0	1	0	2	0	1	0	0	0	3	3PT%	2-5	40.0%					4		
Team			1	1	2						2														2		
<b>Totals</b>			23-47	4-12	5-6	6	25	31	19	14	55	15	20	10	2	4	-3	GM FG%	23-47	48.9%					33		
																		3PT%	4-12	33.3%					3		
																		FT%	5-6	83.3%					2		
																		Technical Fouls:	NONE								

San Diego State - 58												Record: 19-12 (10-8)															
NO.	Name	Min	FG	3P	FT	Rebounds	Fouls	TP	AS	TO	ST	Blocks	pts	fg	3pt	ft	reb	ft	tp	as	to	st	blk	pts			
23	Kim Villalobos	F 28:32	7-14	0-0	10-12	2	4	6	2	7	24	0	1	4	1	1	5	1st FG%	5-14	35.7%					24		
32	Adriana Quezada	F 29:34	4-12	1-1	2-2	1	8	9	0	1	11	0	2	1	1	1	-1	FT%	0-0	0%					11		
15	Jada Lewis	G 35:02	4-9	2-6	0-0	0	0	0	2	0	10	0	3	2	1	0	4	2nd FG%	3-15	20.0%					10		
20	Sarah Barcelo	G 23:26	0-2	0-0	0-0	0	0	0	3	1	0	1	0	0	1	0	19	3PT%	2-4	50.0%					0		
24	Abby Prohaska	G 30:41	1-7	0-1	4-6	3	3	6	3	5	6	3	2	2	1	0	12	FT%	0-0	0%					8		
0	Khylee Pepe	0	16:33	0-3	0-0	0	0	0	3	1	0	1	3	2	0	0	2	3rd FG%	6-15	40.0%					0		
3	Alyssa Jackson	10:20	0-1	0-0	0-0	2	2	0	1	0	1	1	1	0	0	0	-8	3PT%	2-3	66.7%					0		
11	Jazleen Green	16:17	2-2	0-0	0-1	2	1	3	1	2	4	1	3	1	0	0	-10	FT%	1-3	33.3%					4		
10	Mia Davis	05:21	0-1	0-1	0-0	0	0	0	0	0	0	0	0	0	0	0	0	4th FG%	5-9	55.6%					0		
13	Meghan Fiso	04:14	1-2	1-1	0-0	0	1	1	0	3	0	0	0	0	0	0	1	3PT%	0-2	0.0%					0		
Team			1	1	2						0														0		
<b>Totals</b>			19-53	4-10	18-21	11	18	29	14	19	58	7	15	12	4	2	3	GM FG%	19-53	35.8%					58		
																		3PT%	4-10	40.0%					3		
																		FT%	16-21	76.2%					2		
																		Technical Fouls:	NONE								

WYO		SDSU		Points from		WYO		SDSU		Period by Period Scoring			
Biggest lead	11 (2nd 6:26)	5 (4th 0:06)	Turnovers	15	14	1st	15	2nd	18	3rd	12	4th	55
Best Scoring Run	8 (2nd 6:26)	15 (4th 2:04)	Paint	38	28	WYO	15	10	18	12	55	SDSU	10
Lead Changes	1		Second Chance	5	10								
Times Tied	1		Fast Breaks	4	6								
Time with Lead	36:11	03:13	Bench	12	7								



Official Basketball Box Score - Final  
**Boise State at Wyoming**  
 03:11:24 Thomas & Mack Center, Las Vegas  
 2023-24 Women's Basketball

Game Time: 7:30 PM  
 Game Duration: 1:47  
 Attendance: 2,683

Officials: Michol Murray, Scott Osborne, Ashley Ellis

Boise State - 62												Record: 21-12															
NO.	Name	Min	FG	3P	FT	Rebounds	Fouls	TP	AS	TO	ST	Blocks	pts	fg	3pt	ft	reb	ft	tp	as	to	st	blk	pts			
23	Eliods Lalote	F 21:15	1-5	0-0	1-2	2	5	7	3	2	3	4	0	1	0	1	4	1st FG%	4-14	28.6%					4		
32	Natalie Pasco	F 26:50	4-10	2-4	0-0	0	1	1	0	0	10	0	1	0	0	0	12	FT%	0-0	0%					8		
33	Abby Muse	F 27:10	4-8	0-0	0-0	1	4	5	3	1	8	1	1	0	1	1	1	2nd FG%	7-17	41.2%					14		
1	Mya Hansen	G 36:09	7-15	3-5	3-6	0	1	1	2	8	20	4	3	1	1	3	12	3PT%	1-3	33.3%					23		
12	Mary Kay Naro	G 34:40	5-5	1-3	0-0	0	2	2	1	1	7	0	0	1	0	3	FT%	0-0	0%					10			
22	Trista Hull	15:52	0-3	0-1	0-0	2	7	9	3	1	0	3	1	0	2	2	8	3rd FG%	5-11	45.5%					8		
0	Tatum Thompson	15:43	3-6	1-1	2-4	1	2	3	0	2	9	0	1	0	0	3	3PT%	2-4	50.0%					6			
4	Dani Bayes	12:39	1-3	1-3	0-0	0	1	1	0	0	9	1	1	0	0	-2	FT%	1-2	50%					4			
2	Linsley Lovrovich	09:42	1-2	0-0	0-0	0	0	0	0	0	0	2	0	0	0	-1	4th FG%	8-15	53.3%					3			
Team			3	2	5						0														2		
<b>Totals</b>			24-57	8-17	8-12	9	25	34	12	15	62	16	9	4	5	8	8	GM FG%	24-57	42.1%					62		
																		3PT%	8-17	47.1%					3		
																		FT%	6-12	50.0%					5		
																		Technical Fouls:	NONE								

Wyoming - 54												Record: 16-14													
NO.	Name	Min	FG	3P	FT	Rebounds	Fouls	TP	AS	TO	ST	Blocks	pts	fg	3pt	ft	reb	ft	tp	as	to	st	blk	pts	
5	Tess Barnes	F 26:43	3-12	1-5	0-0	0	4	4	3	1	7	3	3	1	0	2	4	1st FG%	9-14	64.3%					24
45	Allison Ferlig	C 30:57	6-9	0-0	4-6	2	7	9	2	6	16	0	3	0	7	1	3	FT%	0-0	0%					26
2	Emily Mellema	G 31:31	2-5	1-1	2-2	0	2	2	2	1	7	4	3	0	1	1	-1	2nd FG%	4-8	50.0%					8
12	Milena Pedersen	G 32:48	6-10	1-3	0-1	0	3	3	0	2	19	1	1	0	1	-1	3PT%	1-1	100.0%					11	
30	Ola Listowska	G 31:14	2-6	1-5	0-0	0	4	4	3	0	5	5	2	1	0	0	-7	FT%	1-3	33.3%					4
0	Khylee Pepe	0	13:17	0-0	0-0	0	0	0	2	0	0	3	1	0	0	0	-12	3rd FG%	6-13	46.2%					0
3	Alyssa Jackson	09:03	1-4	0-1	0-0	1	1	2	2	0	2	0	0	0	0	-11	3PT%	2-5	40.0%					4	
11	Jazleen Green	16:00	2-6	0-2	0-0	0	1	1	1	2	4	1	1	0	0	0	-8	FT%	1-2	50%					4
14	Kati Ollainen	09:29	0-0	0-0	0-0	0	0	0	0	0	0	0	0	0	0	-7	4th FG%	3-17	17.6%						





2023-24 COWGIRLS RADIO AND TV ROSTER




**Bailey Wilborn**  
1 G, 5-8, Jr.  
Wichita, Kan.



**Emily Mellema**  
2 G, 5-11, Jr.  
Lynden, Wash.



**Grace Moyers**  
3 G, 5-8, So.  
Erie, Colo.




**Tess Barnes**  
5 G/F, 6-2, Jr.  
Gisborne, Australia




**Paula Salazar**  
10 F, 6-3, Sr.  
Barcelona, Spain




**Madi Symons**  
11 F, 6-0, Fr.  
Coeur d' Alene, Idaho



**Malene Pedersen**  
12 G, 5-11, So.  
Aabyhoj, Denmark



**Kati Ollilainen**  
14 G, 5-9, Fr.  
Helsinki, Finland



**Marta Savic**  
15 F, 6-1, Sr.  
Zagreb, Croatia




**Maren McKenna**  
21 G, 5-9, Fr.  
Hyde Park, Utah



**Joslin Igo**  
23 G, 5-6, Jr.  
Douglas, Wyo.



**Mikyn Hamlin**  
25 G, 5-8, Fr.  
Hugoton, Kan.



**Ola Ustowksa**  
30 G, 5-10, Sr.  
Kartuzy, Poland



**McKinley Dickerson**  
42 G, 5-11, Sr.  
Lyman, Wyo.



**Allyson Fertig**  
45 C, 6-4, Jr.  
Glendo, Wyo.



**Heather Ezell**  
Head Coach  
(Iowa State, '09)



**Ryan Larsen**  
Associate Head Coach  
(Minnesota State-Moorhead, '02)



**Fallon Lewis**  
Assistant Coach  
(Wyoming, '14)



**Natalie Baker**  
Assistant Coach  
(Wyoming, '18)



**Cameron Tucker**  
Assistant Coach  
(Ball State, '07)



**Monica Brooks**  
Director of Operations  
(Colorado Mesa, '22)

