

• 2023-24 UTSA ROADRUNNERS WOMEN'S BASKETBALL •

| UTSA at Wyoming | WNIT Second Round | March 24 | Laramie, Wyoming | The Double A |

#CASHIN • #BIRDSUP • #LETSGO210

GOUTSA.COM



2023-24 SCHEDULE AND RESULTS

THE MATCHUP

HEAD-TO-HEAD

NOVEMBER

6	at Arizona State	L, 55-70
10	New Mexico State	W, 58-55
15	at A&M-Corpus Christi	W, 66-59 (OT)
18	at UT Arlington	W, 70-66
20	at Texas Tech	L, 58-63
25	at Sam Houston State	W, 63-56
30	Texas State	L, 57-65 (OT)

DECEMBER

3	UTEP	W, 90-66
14	Houston	L, 64-66
17	at Oregon	L, 48-61
19	at Seattle U	W, 75-64
30	at Temple *	L, 78-51

JANUARY

2	at East Carolina *	L, 54-82
6	Wichita State *	W, 74-60
10	at Florida Atlantic *	W, 73-60
14	Charlotte *	W, 81-80 (2OT)
16	South Florida *	W, 65-42
21	at UAB *	L, 53-54
27	at SMU *	L, 55-78
31	North Texas *	W, 75-67 (OT)

FEBRUARY

4	Tulane *	L, 64-75
11	UAB *	W, 76-58
14	at Tulsa *	L, 70-74
18	at North Texas *	W, 66-63
22	Temple *	L, 48-56
25	Florida Atlantic *	W, 76-60
28	at Memphis *	L, 53-60

MARCH

2	at Wichita State *	W, 68-61
5	Rice *	W, 60-52
11	No. 5 Seed USF [#] (Quarterfinals)	W, 58-56
12	East Carolina [#] (Semifinals)	L, 54-55
21	Northern Colorado^A(First Round)	W, 80-62
24	at Wyoming ^A (First Round)	2 p.m.

All Times Central | Home Games in Bold | AAC Games * | AAC Championships[†] | WNIT^A

• The UTSA women's basketball team will hit the road to compete in the Second Round of the 2024 Postseason WNIT on Sunday.

• The squad is slated for a 2 p.m. C.T. tipoff against Wyoming inside Arena-Auditorium in Laramie, Wyoming.

• The Roadrunners (18-14, 10-8 The American) advanced past Northern Colorado on Thursday with an 80-62 victory in the First Round, representing the first national postseason win in the program's history.

• UTSA improved to 1-2 all-time in postseason play, with two opening-round losses coming in the 2008 and 2009 iterations of the NCAA Tournament.

• The Cowgirls (16-4, 11-7 Mountain West) were an at-large qualifier for the tournament and will make their 2024 WNIT debut after receiving a first-round bye.

• Wyoming was selected for the third consecutive season and will compete in the event for the 12th time in its history.

• They have compiled a 20-10 all-time record in the WNIT, winning the event in 2007, and are slated to make their 14th overall national postseason tournament appearance.

• After being bounced by Kansas State in last year's iteration, the Cowgirls will look to reach the Super Sixteen after a regular season that saw Allyson Fertig selected for the All-Mountain West Team and Emily Mellema appear on the MW All-Defensive Team.

• A double-double machine, Fertig recorded seven across the 2023-24 campaign and is the 13th-most efficient shooter in the country, converting at a 59.9% rate.

• Her 1.50 blocks per game ranked her second in the Mountain West, and her 8.2 rpg placed her fourth.

• She leads the team with an average of 13.7 ppg, and Malene Pedersen is not far behind, charting 10.7.



March 21
WNIT Second Round
UTSA at Wyoming



64.6	POINTS PER GAME	62.9
62.9	OPP. POINTS PER GAME	59.7
44.8	REBOUNDS PER GAME	33.6
+8.5	REBOUNDING MARGIN	+2.6
39.7	FIELD GOAL PCT.	45.3
29.1	3-POINT PCT.	29.8
65.1	FREE THROW PCT.	75.5
13.7	ASSISTS PER GAME	14.2
17.3	TURNOVERS PER GAME	13.7
6.6	STEALS PER GAME	5.8
4.7	BLOCKED SHOTS PER GAME	3.1

UTSA Roadrunners

Overall Record	18-14
American Athletic Conference Record	10-8
Home Record	10-4
Away Record	7-9
Neutral Record	1-1
2022-23 Record / C-USA Finish	13-19, 9-11 / 6th

Wyoming Cowgirls

Overall Record	16-14
Big Sky Conference Record	11-7
Home Record	10-4
Away Record	5-8
Neutral Record	1-2
UTSA All-Time vs Wyoming	0-2
at UTSA	0-1
at Wyoming	0-1
Current Streak	L2

WHERE TO WATCH: MW NETWORK

www.goutsa.com/wbblive
Justin Adams (play-by-play)
Darryl Jacobs (analyst)

GAME COVERAGE

Stats: goutsa.com/wbbstats
X (Twitter): @UTSAWBB
Instagram: @UTSA_WBB

WHERE TO LISTEN: THE BULL 93.3

www.goutsa.com/wbradio
Neal Raphael (play-by-play)
The iHeartRadio app

PREVIOUS STARTERS: 80-62 WIN VS NORTHERN COLORADO (WNIT FIRST ROUND)



11
SIDNEY LOVE
SO • G • 5-8



1
HAILEY ATWOOD
GS • G • 5-8



22
KYRA WHITE
SR • G • 5-9



32
JORDYN JENKINS
SR • F • 6-0



0
ELYSSA COLEMAN
R-JR • F • 6-3

WE ARE UTSA

When referencing University of Texas at San Antonio Athletics, please use the acronym UTSA and the nickname ROADRUNNERS. Please refrain from using UT-San Antonio, Texas-San Antonio, UT-SA, Lady Roadrunners or any other variation.

QUICK FACTS

Institution Name..... The University of Texas at San Antonio (UTSA)
 Location.....San Antonio, Texas
 Founded..... 1969
 Enrollment..... 34,864
 Nickname..... Roadrunners
 School Colors..... Navy Blue (PMS 289), Orange (PMS 1665), White
 Arena (Capacity)..... Convocation Center (2,650)
 Year Opened..... 1975
 Conference..... American Athletic Conference
 President..... T. Taylor Eighmy, Ph.D. (Tufts, 1980)
 Vice President/Athletics Director..... Lisa Campos (Colorado State)
 Athletic Department Phone..... 210.458.4161
 Ticket Office Phone..... 210.458.UTSA (8872)

TEAM INFORMATION

2022-23 Overall Record..... 13-19
 Home / Away / Neutral..... 8-4/ 3-12 / 2-3
 Conference Record/Finish (Conference USA).....9-11/6th
 Letterwinners Returning/Lost..... 11/3
 Starters Returning/Lost..... 5/0
 Newcomers..... 5

HISTORY

First Year of Basketball..... 1981-82
 All-Time Record (pct.).....558-634 (.466)
 All-Time AAC Record (pct.).....10-8 (.556)
 Conference Regular Season Championships..... 2
 2002-03 (Southland Conference) • 2008-09 (Southland Conference)
 Conference Tournament Championships..... 2
 2008 (Southland) • 2009 (Southland)
 Postseason Tournament Appearances/Record..... 1/1-2 (.333)
 2008 (NCAA) • 2009 (NCAA) • 2024 (WNIT)
 NCAA Tournament Appearances/Record..... 2/0-2 (.000)
 2008 • 2009
 Last NCAA Postseason Opponent/Result..... 2009
 Lost to No. 2 seed Baylor, 87-82 OT (March 22, 2009)
 WNIT Tournament Appearances/Record..... 1/1-0 (1.000)
 2024
 Last WNIT Postseason Opponent/Result..... 2024
 Beat Northern Colorado 80-62 in First Round (March 21, 2024)

COACHING STAFF

Head Coach.....Karen Aston (Third season - Little Rock, 1987)
 Record at UTSA (Years).....37-56 (Third season)
 Career Record (Years).....322-202 (16th season)
 Assoc. Head Coach.....Jamie Carey (third season - Texas, 2004)
 Assistant Coaches.....Empress Davenport (third season - Texas, 2016)
Cameron Miles (third season - San Diego, 2004)
 Dir./WBB Operations.....Chantel Govan (First season - UTSA, 2022)
 Player Development.....Sophia Ramos (First Season - San Diego St., 2022)
 Graduate Assistant..... Angel Almaguer (First season - UTSA , 2022)

ATHLETICS COMMUNICATIONS

Associate Athletics Director/Communications..... Kyle Stephens
 Associate Director [MBB Contact]..... Michael Stambaugh
 Assistant Director [WBB Contact]..... Ryan Smith
 Assistant Director..... Alma Solis
 Smith's Email Address..... ryan.smith2@utsa.edu
 Smith's Cell Phone..... 361.442.9600
 Website..... goutsa.com
 Women's Basketball X (Twitter)..... @UTSAWBB
 Women's Basketball Instagram..... @UTSA_WBB

ROADRUNNER NOTES AND NEWS

LAST TIME OUT

- The Roadrunners (18-14, 10-8 The American) advanced past Northern Colorado on Thursday with an 80-62 victory in the First Round, representing the first national postseason win in the program's history.
- UTSA improved to 1-2 all-time in postseason play, with two opening-round losses coming in the 2008 and 2009 iterations of the NCAA Tournament.
- As a team, UTSA shot 47.7% from the field and 42% from beyond the arc, recording 16 more points off turnovers and 11 more fast-break points than the Bears.
- Senior Jordyn Jenkins went 11-for-16 from the field, charting a game-high 27 points, and classmate Kyra White was one assist away from a double-double.
- Freshman Aysia Proctor and sophomore Sidney Love joined the pair in scoring double-digit points as Proctor totaled 13 and Love 10.

'RUNNERS IN THE RANKINGS

- As of 3/21 The 'Runners hold opponents to a 36.0% shooting clip on the year, marking the 15th-best in the NCAA, and also rank sixth in rebounds per game (44.8), eighth in offensive rebounds per game (16.0), 15th in rebound margin (plus-8.5), 25th in defensive rebounds per game (28.7), and 27th in blocks per game (4.7).
- Individually, senior Kyra White has posted the second-most assists in The American, dishing out 4.9 apg.
- She is also third in assists/turnover ratio (1.66) and minutes per game (34.8).
- Redshirt junior Elyssa Coleman joins her on the league leader board, with 45 blocks rankings her sixth and 7.4 rpg 10th.

NOTE PAD

2023-24 WOMEN'S BASKETBALL ROSTER

#	Name	Pos	Ht	Yr.	Hometown • High School / Previous School
0	Elyssa Coleman	F	6-3	R-Jr.-2L	Houston, Texas/Atascocita HS/Texas
1	Hailey Atwood	G	5-8	GS. -2L	Austin, Texas/Bowie HS/Blinn CC
2	Alexis Parker	G	5-9	So.-1L	San Antonio, Texas/Brandeis HS
3	Emma Lucio	G	5-9	Fr.-HS	Edinburg, Texas / Robert Vela HS
4	Siena Guttadauro	G	5-6	So.-2L	San Jose, Calif./Archbishop Mitty HS
5	Madison Cockrell	G	5-4	So.-1L	Dallas, Texas/Bishop Lynch HS
11	Sidney Love	G	5-8	So.-1L	Cibolo, Texas/Steele HS
12	Aysia Proctor	G	5-8	Fr.-HS	Schertz, Texas / Samuel Clemens HS
13	Sarai Estupiñan	G	5-5	Jr.-TR	Cedar Park, Texas / St. Mary's (TX) / Tallahassee CC
20	Maya Linton	F	6-0	So.-1L	Duncanville, Texas/Duncanville HS
21	Cheyenne Rowe	F	6-2	So.-TR	Ajax, Ontatio / Bill Crothers Secondary School / JMU
22	Kyra White	G	5-9	Sr.-1L	Converse, Texas/Judson HS/Southern California
23	Kyleigh McGuire	F	5-10	Sr.-1L	Houston, Texas/Atascocita HS
25	Idara Udo	F	6-1	Fr.-HS	Plano, Texas / Plano East HS
30	Nissa Sam-Grant	C	6-4	Sr.-1L	Marietta, Ga./Wheeler HS/Panola CC
32	Jordyn Jenkins	F	6-0	Sr.-1L	Kent, Wash./Kertridge HS/Southern California

UTSA RECORD WHEN...

Category	H	R	N	O
Overall	10-4	7-9	1-1	18-14
Conference	7-2	3-6	0-0	10-8
The American Championships	0-0	0-0	1-1	1-1
WNIT	1-0	0-0	0-0	1-0
Non-Conference	2-2	4-3	1-1	8-6
Overtime	2-1	1-0	0-0	3-1
Double Overtime	1-0	0-0	0-0	1-0
Top-10 Opponents	0-0	0-0	0-0	0-0
Top-25 Opponents	0-0	0-0	0-0	0-0
Receiving Votes	0-0	0-0	0-0	0-0
Wear White	8-4	0-1	1-1	9-6
Wear Orange	1-0	4-5	0-0	5-5
Wear Navy	1-0	3-3	0-0	4-3
In November	1-1	3-2	0-0	4-3
In December	1-1	1-2	0-0	2-3
In January	4-0	1-3	0-0	5-3
In February	2-2	1-2	0-0	3-4
In March	2-0	1-0	1-1	4-1
Lead at Half	9-0	3-1	0-1	12-2
Trail at Half	1-4	3-8	1-0	5-11
Tied at Half	0-0	1-0	0-0	1-0
Decided by 1-4 Points	2-1	1-2	1-1	4-4
Decided by 5-9 Points	2-2	4-2	0-0	6-4
Decided by 10+ Points	6-1	2-5	0-0	8-6
Scoring 80+	3-0	0-0	0-0	3-0
Scoring 70-79	4-0	3-1	0-0	7-1
Scoring 60-69	2-2	4-0	0-0	6-2
Scoring 50-59	1-1	0-7	1-1	2-9
Scoring 0-49	0-1	0-1	0-0	0-2
Opp. Scoring 80+	1-0	0-1	0-0	1-1
Opp. Scoring 70-79	0-1	1-3	0-0	1-4
Opp. Scoring 60-69	5-2	4-3	0-0	9-5
Opp. Scoring 50-59	3-1	2-2	1-1	6-4
Opp. Scoring 0-49	1-0	0-0	0-0	1-0
FG 50% or Higher	1-0	0-0	0-0	1-0
FG 40-49.9%	4-1	6-2	1-0	9-4
FG 39.9% or Lower	4-3	1-6	0-1	5-10
Opp. FG 50% or Higher	0-1	0-1	0-0	0-2
Opp. FG 40-49.9%	0-0	2-3	0-0	2-3
Opp. FG 39.9% or Lower	9-3	5-5	1-1	15-9
Better FG% than Opp.	9-3	6-2	1-0	16-5
FG% is Equal	0-0	0-0	0-0	0-0
Opp. Better FG%	0-1	1-7	0-1	1-9
FT 80% or Higher	2-0	0-1	0-0	2-1
FT 70-79.9%	3-2	2-3	0-0	5-5
FT 69.9% or Lower	5-2	5-5	1-1	11-8
Opp. FT 80% or Higher	3-2	0-0	1-0	4-2
Opp. FT 70-79.9%	3-0	1-5	0-0	4-5
Opp. FT 69.9% or Lower	4-2	6-4	0-1	10-7
Better FT% than Opp.	3-1	4-4	0-0	7-5
FT% is Equal	0-0	0-0	0-0	0-0
Opp. Better FT%	7-3	3-5	0-1	11-9
Outrebounding Opp.	10-2	5-8	0-1	15-11
Rebounds are Equal	0-0	0-1	0-0	0-1
Outrebounded by Opp.	0-2	1-0	1-0	2-2
More Assists than Opp.	8-2	5-4	1-1	14-7
Assists are Equal	0-0	0-0	0-0	0-0
Fewer Assists than Opp.	2-2	2-5	0-0	4-7
Fewer TO than Opp.	4-0	5-0	0-0	9-0
Turnovers are Equal	0-0	0-1	0-0	0-1
More TO than Opp.	6-4	2-8	1-1	9-13
4+ in Double Figures	3-0	2-1	0-0	5-1
3 in Double Figures	5-2	3-4	0-0	8-6
2 in Double Figures	2-1	2-3	0-1	4-5
1 in Double Figures	0-0	0-1	1-0	1-1
Bench Scores More	4-1	5-8	1-1	10-10
Bench Points are Equal	1-0	0-0	0-0	1-0
Opp. Bench Scores More	5-2	2-2	0-0	7-4
More Fast Break Points	7-1	4-1	0-0	11-3
Fast Break Points are Equal	0-0	0-1	0-0	0-1
Fewer Fast Break Points	3-2	3-7	1-1	7-10
More Points in Paint	8-2	5-7	1-1	13-10
Points in Paint Equal	1-0	1-0	0-0	2-0
Fewer Points in Paint	1-1	1-3	0-0	2-4
Highest Scoring Quarter	26 / December 3, 2023 vs UTEP			
20	23 / December 19, 2023 at Seattle U			
30	26 / December 19, 2023 at Seattle U			
40	30 / November 25, 2023 at Sam Houston			
Lowest Scoring Quarters	8, 3x / December 17, 2023 at Oregon			
10	8 / November 25, 2023 at Sam Houston			
20	12, 7x / February 22, 2024 vs Temple			
30	8 / February 22, 2024 vs Temple			
40	8 / February 22, 2024 vs Temple			
Opponent Highest Scoring Quarters	25, 2x / January 2, 2024 at East Carolina			
10	29 / December 14, 2023 vs Houston			
20	23 / February 25, 2024 vs Florida Atlantic			
30	25 / March 2, 2024 at Wichita State			
40	25 / March 2, 2024 at Wichita State			
Opponent Lowest Scoring Quarters	7 / January 16, 2024 vs South Florida			
10	6, 3x / March 12, 2024 vs East Carolina			
20	9, 2x / December 14, 2023 vs Houston			
30	7, 2x / March 21, 2024 vs Northern Colorado			
40	7, 2x / March 21, 2024 vs Northern Colorado			
Largest Halftime & Final Score	48 / December 3, 2023 vs UTEP			
Half	90 / December 3, 2023 vs UTEP			
Final	90 / December 3, 2023 vs UTEP			
Lowest Halftime & Final Score	20, 2x / December 17, 2023 at Oregon			
Half	48, 2x / February 22, 2024 vs Temple			
Final	48, 2x / February 22, 2024 vs Temple			
Opponent Largest Halftime & Final Score	49 / November 6, 2023 at Arizona State			
Half	82 / January 2, 2024 at East Carolina			
Final	82 / January 2, 2024 at East Carolina			
Opponent Lowest Halftime & Final Score	16, 2x / March 12, 2024 vs East Carolina			
Half	42 / January 16, 2024 vs South Florida			
Final	42 / January 16, 2024 vs South Florida			

NOTES AND NEWS CONT.

POSTSEASON PLAY

- The Roadrunners are competing in the WNIT for the first time in program history and are in their third national postseason appearance.
- UTSA is 1-2 all-time in the postseason, following first-round exits in the 2007-08 and 2008-09 NCAA Tournaments, both coming as a result of winning the Southland Conference Tournament Championship
- In their last NCAA postseason bout, UTSA hung tough, taking No. 2 seed Baylor to overtime in Lubbock in the opening round of the NCAA Tournament before falling 87-82 on March 22, 2009
- In UTSA's first NCAA Tournament contest, they suffered a 92-51 defeat at the hands of No. 2 seed Texas A&M in Baton Rouge, Louisiana on March 21, 2008
- The Roadrunners picked up the programs first postseason win on March 21, 2024 after an 80-62 win in the 2024 Postseason WNIT First Round at the Convocation Center

FOR THE FIRST TIME

- UTSA picked up the programs first postseason victory on March 21, as they took down Northern Colorado in the First Round of the 2024 Postseason WNIT
- Senior Jordyn Jenkins scored a game-high 27 points and went 11-for-16 from the field.
- Classmate Kyra White charted 10 points with nine assists and four rebounds, and freshman Aysia Proctor went 5-for-6 to score 13 points with six boards.
- Also joining the double-digit scoring club, sophomore Sidney Love scored 10 points, including a pair of triples.
- As a team, UTSA shot 47.7% from the field and 42% from beyond the arc, recording 16 more points off turnovers and 11 more fast-break points than the opposition.
- The Roadrunners are now 1-2 all-time in national postseason play.

CASHING IN

- The Roadrunners edged past the Bulls in the quarterfinal of The American Championships, marking back-to-back seasons in which UTSA reached the semifinals of its conference tournament.
- The 'Runners have also achieved 17 wins on the year, marking the first time since the 2008-09 team went 24-9 en route to a Southland Conference Championship and an NCAA Tournament berth.
- UTSA made their 11th semifinal appearance in the program's history,
- All five of the Roadrunners conference championship appearances came while as a member of the Southland, and the squad is 2-3 in those contests

MAKING HISTORY

- The Roadrunners concluded their regular season with a 60-52 victory over Rice at the Convocation Center.
- That win allowed them to reach 16 triumphs for the first time since the 2014-15 campaign.
- The victory also allowed them to break out of a six-way tie for the fourth spot and propelled the 'Runners to their highest conference finish since finishing fourth among Conference-USA with an 11-7 record in 2014-15.
- UTSA has also cemented a winning season for the first since since going 16-15 across that 2014-15 season, and posted a winning conference record for the first time since going 10-8 in C-USA back in 2016-17

NOTES AND NEWS CONT.

DOUBLE TROUBLE

- Senior Jordyn Jenkins and redshirt junior Elyssa Coleman each recorded a double-double on Feb. 22, marking the first time since 2021 that a UTSA duo accomplished the feat in the same game
- Jenkins recorded a team-high 15 points to go with 10 rebounds, while Coleman charted 10 points and snagged 11 boards, with four blocks and a steal.
- Senior Kyleigh McGuire and Yuilyana Valcheva last accomplished the feat in a Feb. 6, 2021 contest against Florida International.

IN THE WIN COLUMN

- Following a 76-60 victory over Florida Atlantic on Feb. 25, UTSA won their 14th game of the season, representing the most win since the 2016-17 campaign
- That squad went 14-16, including a 10-8 mark in Conference-USA action before getting bounced by Rice in the first round of the league tournament
- The 2016-17 season also represents the last time UTSA posted a winning conference record, while the 'Runners last finished with a winning overall record when they went 16-15, 11-7 C-USA across 2014-15

THREE FOR AP

- On 2/21 The American announced its weekly awards, selecting Aysia Proctor as the league's Freshman of the Week for the third time
- Proctor started by scoring 10 points and collecting seven rebounds on the road against Tulsa, before dropping 16 points and four three-pointers against North Texas
- Proctor averaged 13.0 ppg, 4.0 RPG, and recorded a steal on the week
- Previously, she was awarded on 2/12, after propelling the Roadrunners to a 76-58 victory over a first-place UAB squad.
- She led the contest with 14 points, going 6-for-9 from the field, including 2-for-4 from beyond the arc, while collecting seven rebounds and two assists.
- She won her first accolade on Jan. 22, following a week that saw her log 14.0 ppg, 8.0 rpg, two blocks, and an assist in games with USF and UAB.
- This marks the first occasion since the 2019-20 campaign in which a UTSA student-athlete claimed the award three times, as Mikayla Woods did so three times in Conference-USA.

GUESS WHOSE BACK?

- The 2022-23 C-USA Player of the Year, Jordyn Jenkins made her 2023-24 debut, and hit the ground running, quickly earning AAC Player of the Week honors
- She won the award on Feb. 19 after battling two of The American's top teams in Tulsa and UNT
- She first scored 11 points and snagged seven boards against the Golden Hurricane before exploding for 29 points and four rebounds in just 24 minutes at UNT.
- This marks Jenkins' first time receiving the accolade this season and the fifth time overall, after previously earning the C-USA edition.

ANOTHER ONE

- For the fourth time this season, UTSA has bested the team atop the American Athletic Conference, after a 66-63 win over North Texas on Feb. 16
- Previously, UTSA has picked up victories over Charlotte (Jan 14), North Texas (Jan. 31), and UAB (Feb. 11) when they ranked atop the AAC
- The 'Runners took down the Mean Green despite foul trouble, outshooting the opposition, sinking 41% of their shots to UNT's 37%.
- The 'Runners also logged 10 more points in the paint and 12 more off the bench.
- Jordyn Jenkins was exceptional shooting 11-for-17 from the field, collecting four rebounds, and swiped three steals.
- Redshirt junior Elyssa Coleman flirted with a double-double to the tune of nine points and nine rebounds, while freshman Aysia Proctor poured in 16 points, including four triples.
- Also performing well, sophomore Sidney Love scored four points, with five rebounds and four assists.

THE UNDERDOGS

- On 2/11 The UTSA women's basketball team took down the American Athletic Conference's leader on Sunday, as they bested UAB, 76-58, inside the Convocation Center.
- The win represented the third occasion of the 2023-24 season in which the 'Runners dethroned the league's top team, this time doing it behind a quartet of double-digit scorers.
- The 'Runners bested the Blazers after sinking 32 shots at a 45% clip. UTSA also pulled down 13 more rebounds than their opponent, scored 22 more points in the paint, and recorded twice as many assists.
- Freshman Aysia Proctor led the contest in scoring, dropping 14, while senior Kyra White logged 12 points.
- Sophomore Sidney Love put up 11, and senior Jordyn Jenkins matched her total and collected six rebounds in her season debut.
- Additionally, Proctor tied freshman Idara Udo with a team-leading seven rebounds, and Love topped the contest with six assists.

ON THE DOUBLE

- Sophomore Maya Linton recorded UTSA's first double-double of the season on Nov. 18, 2023 against UTA, and freshman Aysia Proctor the second on Dec. 17
- Redshirt junior Elyssa Colman accomplished the feat on Jan. 6 against Wichita State, before doing it again on Jan. 10 against FAU and on Feb. 4 against Tulane
- Proctor secured her second double-double of the campaign on Jan. 14 in a matchup with Charlotte
- Senior Kyra White logged her first double-double of the season on Jan. 21 in a contest against UAB
- Freshman Idara Udo launched the first double-double of her collegiate career on 1/31 in an overtime win over North Texas
 - Linton scored a career-high 15 points to go along with 10 rebounds in a 70-66 victory over the Lady Mavs
 - Proctor charted a career-best 20 points to go with 11 rebounds in a 61-48 loss to Oregon in Eugene
 - Coleman was incredible against the Shockers, logging a career-high 32 points and a whopping 19 rebounds
 - She then accomplished the feat in her second consecutive contest, scoring 16 point with 10 rebounds against FAU
 - Proctor recorded her second double-double of the campaign as she scored 17 points to go with 13 rebounds in a double-overtime win against the 49ers.
 - White scored 11 points to go with 10 rebounds in a tough 54-53 loss at the hands of the Blazers
 - Udo issued 14 points and 12 rebounds across a 75-67, overtime victory over the Mean Green
 - Coleman recorded her third double-double of the season against the Green Wave, scoring 21 points to go with 12 rebounds

ON THE GLASS

- Entering the month of February, the Roadrunners ranked third across the NCAA with 46.7 rebounds per game and the Roadrunners have led The American in boards since opening the 2024 season
- Redshirt junior Elyssa Coleman leads the team with 7.8 rpg, while freshman Idara Udo collects 6.4 rpg and senior Kyra White 5.9.

A GRAND OLE TIME

- On 1/31, graduate student Hailey Atwood scored five points in a 75-67 win over North Texas, allowing her to surpass the 1,000 point threshold
- She scored 309 points as a freshman at Blinn College and 444 as a sophomore
- Entering UTSA as a junior, she had recorded 753 points and has since logged 250, for 1,003 across her collegiate career

TO BE THE BEST YOU HAVE TO BEAT THE BEST

- On 1/31, UTSA took down a first-place North Texas squad, 75-67 in an overtime thriller
- The win marked the second occasion of the year in which UTSA bested the team atop The American, after the Roadrunners downed Charlotte, 81-80, with a game-winning putback by freshman Idara Udo in double-overtime
- Defensively, UTSA was stellar against the Mean Green, holding the nation's 15th-most efficient shooting team to a 29% clip, 18% under their 47.6% average. • The Roadrunners collected 11 more rebounds than the opposition and performed better at the charity stripe, sinking 79% of their freebies to UNT's 68%.
- The UTSA forwards were phenomenal across the contest, with Udo scoring 14 points and logging 12 rebounds, while redshirt junior Elyssa Coleman scored nine points with nine boards and four blocks.
- Sophomore Sidney Love and freshman Aysia Proctor joined Udo in the double-digit scoring club, as Love charted 13 and Proctor 11.
- Senior Kyra White was also solid, scoring seven points to go with six assists and four rebounds.

JOINING THE CLUB

- Following a six rebound performance against SMU, redshirt junior Elyssa Coleman has joined UTSA's 500-rebound club
- Coleman becomes the 16th Roadrunner to ever accomplish the feat, and the first since Marie Benson did so in the 2019 season
- It took her 81 games to join the club, as she logged 146 rebounds as a freshman, 212 as a sophomore, and through 18 games, 142 across her junior year

NEWCOMERS? NO PROBLEM.

- Newcomer Aysia Proctor became the second Roadrunner to win AAC Freshman of the Week in the 2024 season on Jan. 22
- Proctor shot the basketball extremely well across the week.
- She scored 19 points with eight rebounds in a 65-42 victory over defending champions South Florida before dropping nine and eight rebounds against UAB. She went 10-for-24 from the field, including 5-for-10 from beyond the arc, working 14.0 ppg and 8.0 rpg to go along with two blocks and an assist.
- Idara Udo claimed the accolade earlier in the year, doing so on Dec. 3
- This marks the first occasion in which multiple UTSA freshmen have been honored by a league office since the 2019-20 campaign as Mikayla Woods and Adryana Quezada both accomplished the feat in Conference-USA.

GOING STREAKING

- After falling to Temple and East Carolina, UTSA sparked a four-game winning streak, taking down some of The American's top teams
- UTSA first bested Wichita State, 74-60 for their inaugural AAC victory, with redshirt junior Elyssa Coleman dominating to the tune of 32 points and 19 rebounds.
- They then visited Boca Raton and bested FAU, 73-60, before topping a Charlotte team that sat atop the league standings 81-80 in a double-overtime showdown at the Convo.
- Two days later, UTSA was back in action, hosting the AAC's 2023 Regular Season Champions in South Florida with Senior Kyra White's career-high 23 points leading to a 65-42 win

NOTES AND NEWS CONT.

SHE'S ON A ROLL

- Senior Kyra White, sophomore Sidney Love, freshman Aysia Proctor, redshirt junior Elyssa Coleman and freshman Idara Udo have now each been selected for The American's Weekly Honor Roll
- White was recognized on 11/20 after delivering a pair of solid performances in road victories against TAMUCC and UT Arlington.
- First, White dropped 18 points to go with six rebounds and five assists while propelling the squad to a 15-point come-from-behind victory over the Islanders.
- Later in the week, she added five more points to her total, hauling in six boards and dishing off six assists in a 70-66 win against UTA
- On the week, she swatted a shot and swiped a steal, all while averaging the most assists per game in the league at 5.50.
- Love was chosen on 11/27 after leading the Roadrunners in scoring on the week, first dropping 18 points at a .500 clip against Texas Tech.
- She then scored 12 more in a victory over Sam Houston, allowing her to average 15.0 ppg, to go along with 10 rebounds, and two assists.
- Love shot an efficient 47.6% and went 8-for-9 from the charity stripe.
- Defensively, she boasted a block and swiped five steals.
- Proctor was selected on 12/18 after averaging 19.5 ppg to go with 8.0 rpg after coming off the bench against Houston and Oregon .
- She first went 9-for-11 from the field for 19 points and five rebounds against the Cougars before logging a career-high 20 points and 11 rebounds against the Ducks on the road.
- Her double-double in the matchup with Oregon represented the first of her collegiate career.
- Coleman was awarded on 12/26 after posting 18 points and nine rebounds in a 75-64 victory over Seattle U and against on 1/6 after averaging 21.5 ppg and 11.5 rpg across contests against ECU and WSU
- Udo was selected on Jan. 15 after collecting seven rebounds with four assists and four points against Florida Atlantic, and recording a double-overtime game-winner against Charlotte.
- Following a 49er three-pointer with 13 seconds on the clock, Udo hauled in an offensive rebound and got a second-chance layup to fall, handing UTSA the lead with 1.8 seconds remaining in the period.
- She scored a career-high 26 points in the win, with nine rebounds, three blocks and a steal.
- On the week, Udo averaged 15 ppg at a 55% clip, with eight rpg, five blocks, a steal, and four assists.

DOWN GOES CHARLOTTE

- On Jan. 14, UTSA secured their third straight victory, with a freshman Idara Udo putback with 1.8 seconds remaining in double-overtime allowing UTSA to top Charlotte, 81-80.
- UTSA dealt Charlotte their first AAC loss of the season, knocking the 49ers off the top of the standings with the victory
- Udo dropped a career-high 26 points in the effort, shooting 69% from the field and collecting nine rebounds with three blocks to work her way onto the AAC Weekly Honor Roll.
- Newcomer Aysia Proctor was also excellent, logging a game-high 13 rebounds to go with 17 points, while senior Kyra White finished just shy of a triple-double.
- White scored nine points, hauled in 10 boards, and dished out nine assists in 44 minutes of action.

CROWN HER

- Redshirt junior Elyssa Coleman was phenomenal against Wichita State on Jan. 6, logging a career-high double-double and earning her a spot on the NCAA Starting Five for the week
- She scored 32 points at a 70% clip while hauling in 19 rebounds
- Coleman became the first member of the squad to record at least 19 rebounds since 2016, tying her for the fifth-best single-game performance in school history.
- Her 32 points are also tied for the 10th-best single-game performance in the program's history.
- As of 1/6, she's been the AAC's leader in blocks with 25, helping UTSA to the 22nd highest blocks per game total in the NCAA (5.1 bpg), and is the Roadrunner's top rebounder, with 7.9 rpg, propelling UTSA to the 11th-best rebounds per game average in the NCAA (46.0 rpg).
- Coleman also serves as UTSA's all-time blocking leader, swatting 120 shots across her career.

FIRST OF MANY

- On Jan. 6, 2024, UTSA won its first ever American Athletic Conference contest, routing Wichita State 74-60 inside of the Convocation Center
- Redshirt junior Elyssa Coleman propelled the squad to victory with 32 points and 19 rebounds, while sophomore Sidney Love scored 16 and senior Kyra White 12
- As a team, UTSA recorded 12 more rebounds than the opposition, helping achieve 24 second-chance points and 36 points in the paint.

FRESHMAN PHENOM

- The American recognized Idara Udo on 12/26/23, selecting the Plano, Texas native as its Freshman of the Week after she delivered a solid shift off the bench in a 75-64 victory over Seattle U.
- Udo helped UTSA best the Redhawks to the tune of 15 points, nine rebounds, and two assists while going an incredibly efficient 62.5% from the field.
- The Roadrunners last boasted a Freshman of the Week on Nov. 22, 2021, after Elyssa Coleman claimed the C-USA accolade, dropping 14 points and 12 rebounds across a 66-60 win over UIW.
- Udo's accomplishment marks the first occasion in which a UTSA squad member was honored since joining the AAC.

ENTERING LEAGUE PLAY

- The Roadrunners enter their inaugural American Athletic Conference slate after going 6-5 across the teleconference slate
- UTSA will enter league play with a postie record for the first time since the 2013-14 campaign, when the team went 10-5 before kick-starting the C-USA slate
- The 'Runners bested New Mexico State, Texas A&M-Corpus Christi, UT Arlington, Sam Houston State, UTEP, and Seattle U, while falling to Arizona State, Texas Tech, Texas State, Houston and Oregon
- UTSA went 2-2 inside the Convocation Center, and 4-3 on the road

CLOSE BUT NO CIGAR

- The Roadrunners came close to making history on Dec. 14th as they fell to Houston, 66-64
- After trailing by as much as 22 points late in the second quarter a Sidney Love three-pointer put UTSA down two with 12 seconds remaining in the contest
- Houston, however, prevailed and the comeback fell short in what would have represented the largest deficit overcome in school history
- A 22 point comeback would also have tied UTSA for the 13th largest deficit overcome in the history of NCAA Division I Women's Hoops

90'S KIDS

- The Roadrunners scored 90 points on Dec. 3, 2023 in a victory over UTEP, marking the first time a UTSA squad has reached the benchmark since accomplishing the feat since a 97-47 win against Sul Ross State on Nov. 10, 2017
- The 24-point win represents the largest margin of victory in the Karen Aston era at UTSA.
- Redshirt junior Elyssa Coleman was an incredibly efficient 11-for-13, scoring a career-high 23 points and helping the team shoot 58% from the field.
- The squad also sunk eight three-pointers for their highest total of the season.
- Along with Coleman, sophomore Sidney Love posted 16 points, marking her sixth straight game achieving the feat, while classmate Siena Guttadauro and senior Kyra White each charted 12.

THE QUEEN OF THE COURT

- Redshirt junior Elyssa Coleman became the Roadrunners all-time blocking leader on 11/25/23 after she swatted three shots against Sam Houston
- On that day, she recorded her 106th block wearing a UTSA uniform, allowing her to surpass the previous record of 105 that was held by Whitney Wright who played for the Roadrunners from 2009-2013
- Coleman's 57 blocks across the 2022-23 campaign helped propel her towards this award and is currently tied with Kim Duncan for the second-best single season mark

WELCOME TO THE BLOCK PARTY

- The Roadrunners recorded the sixth-most blocks per game in the NCAA through the first month of the season, swatting 6.9 shots each time out
- Senior Elyssa Coleman heavily aided that figure, with 16 swats leading the American Athletic Conference and ranking 21st across the NCAA
- Not far behind, freshman Idara Udo ranked third in the American with 12 blocks and senior Kyra White sixth, logging 10.

IT'S A LOVE STORY

- Sidney Love had recorded double-digit scoring performances in seven consecutive contests dating from 11/15/23-12/14/23
- She first scored 10 points in a matchup with Texas A&M-Corpus Christi, before working a career-high 26 points against UT Arlington, dropping 18 on Texas Tech and 12 on Sam Houston
- Love then added 11 against Texas State and 16 against UTEP increasing her streak to six
- The streak concluded with a 13 point performance against Houston on Dec. 14

OFF TO A HOT START

- UTSA opened the season going 3-1 and using wins over New Mexico State, Texas A&M-Corpus Christi, and UT Arlington to capture a three-game winning streak
- The last time the Roadrunners started the season 3-1 against NCAA Division I opponents was the 2012-13 campaign
- That squad earned wins over UTRGV, Texas A&M-Corpus Christi and Austin Peay, while falling to Wichita State en route to a 16-14 overall record with a 10-8 mark in conference play

FABULOUS FRESHMEN

- In their first week of collegiate competition, freshmen Idara Udo and Aysia Proctor delivered stellar performances
- Udo lead the AAC in rebounds per game on the first week of competition after averaging 10 rpg despite coming off the bench.
- She first scored 10 points and hauled nine boards in against Arizona State before snagging 11 rebounds in a win against New Mexico State.
- Additionally, she swiped two steals and swatter four shots, including a last-second block to secure a 58-55 victory over the Aggies.
- Proctor shot 75% from the field, scoring 21 points across the games against Arizona State and New Mexico State.
- In addition to her offensive success, she swiped a steal and hauled in 12 rebounds off the bench.

RUN IT BACK

- 11 Roadrunners are back in Navy and Orange, as the team graduated Queen Ulabo, Kennedy Harrell, and Deborah Nwakamma
- A star-studded cast returns with Jordyn Jenkins, Hailey Atwood, Kyra White, Sidney Love and Elyssa Coleman all slated to be back in action
- Jenkins represents the reigning C-USA Player and Newcomer of the Year, while Love was an All-Freshman team selection and Coleman an All-Defensive pick
- Rounding out the group, Atwood was crowned the C-USA Scholar Athlete of the Year and White an All-Texas Honorable Mention by Dave Campbell Texas Basketball
- Other returnees include sophomores Alexis Parker, Siena Guttadauro, Madison Cockrell, and Maya Linton, along with seniors Kyleigh McGuire and Nissa Sam-Grant

ALL ABOARD THE ASTON EXPRESS

- Five newcomers inked with UTSA ahead of the 2023-24 season; two entering the Alamo City via the portal and three true freshmen
- Notably, sophomore Cheyenne Rowe transferred in from James Madison where she was crowned Sun Belt Champion after appearing in 16 games for the Dukes.
- Also transferring into UTSA, junior Sarai Estupiñan has spent time with both St. Mary's (TX) and Tallahassee CC
- Guards Emma Lucio and Aysia Proctor joins as well, along with forward Idara Udo

INTO THE AMERICAN

- The Roadrunners are set to embark on their first season as a member of the American Athletic Conference
- UTSA went 44-107 in the C-USA era, and last won a championship as a member of the Southland
- The 'Runners were the 2002-03 SLC Regular Season Champs, and won the league again in 2008-09
- The program has won two SLC Tournaments in its history, punching its ticket to the NCAA Tournament in 2008 and 2009

FAST FACTS

#0 - ELYSSA COLEMAN

- 2022-23 C-USA All-Defensive Team selection...appeared in 32 games with 30 starts...averaged 9.3 ppg at a 44.6% shooting clip...logged 26.8 MPG, collecting 6.6 RPG and 57 blocks
- 2021-22: Played in 30 games with 18 starts...averaged 7.9 ppg and 4.9 rpg... led the team in field goals made (99) and blocked shots (38) ... named C-USA Freshman of the Week on Nov. 21
- Transferred from the University of Texas ... did not play due to injury ... part of the Elite Eight team of 2021 ... in high school, ranked No. 12 forward in the class of 2020, according to espnW ... played in 132 games and averaged 10.8 points, 8.1 rebounds, 2.1 blocks and 1.1 steals per game ... named to the TABC Class 6A All-State Team and the District 22-6A Most Valuable Player in 2020
- Born on Feb. 27, 2002 ... daughter of Lorna and Quintin Coleman ... has one brother, Jacody who played football at Iowa and Lamar...studying sociology

#1 - HAILEY ATWOOD

- 2022-23: Was named the 2022-23 C-USA Scholar Athlete of the Year...C-USA All-Academic selection...2022-23 Teammate of the Year by Team IMPACT...appeared in 31 games with 20 starts...averaged 21.9 mpg, 4.1 ppg, 3.2 rpg, and 1.2 apg...shot 40.1% from the field
- 2021-22: Played in 27 games with 12 starts ... averaged 3.4 points and 4.3 rebounds per game
- Transferred from Blinn College ... played in 24 games as a sophomore, with 18.5 points, 7.0 rebounds and 2.7 assists per game...as a freshman earned NJCAA Academic All-America honors...attended Bowie High School
- Born on Dec. 27, 2000 ... daughter of Jennifer Atwood ... has two brother, Trey Thomson and Carter Lewis ... has two sisters, Avery and Aubrey Lewis

#2 - ALEXIS PARKER

- 2022-23: Participated in 21 games, averaging 12.7 MPG...posted 43 points at a 38.1% clip...hailed in 27 rebounds, dishing out 14 assists and swiping 10 steals
- Played four years at Brandeis High School ... helped the Broncos to three playoff runs, including a fifth-round playoff appearance her sophomore season ...three-time first-team all-academic honoree, three-time first-team all-district honoree, first-team all-area member and earned all-state accolades
- Born on Sept. 15, 2003 ... daughter of Cedrick and Jessica ... sister of Cedrick Jr. and London...pursuing a degree in kinesiology, with a minor in biology

#3 - EMMA LUCIO

- Joins the Roadrunners from Robert Vela High School in Edinburg, Texas... named the District Newcomer of the Year, Second Team All-District, and Third Team All-Valley as a freshman... earned First Team All-District and Second Team All-Valley during her sophomore year... named Co-Offensive Player of the Year, First Team All-District, All-Valley Defensive Team, All State Team, and All-City MVP as a junior...two-time district champion
- Daughter of Jessica Ann Lucio and Sergio Lucio Sr...six brothers, Stephen, Charles, Edgar, Eric, Jason, and Sergio Jr...two sisters, Korina and Allison...pursuing a degree in kinesiology with the goal to build her own fitness organization

#4 - SIENA GUTTADAURO

- 2022-23: Logged three starts and 24 appearances in her inaugural season, averaging 12.3 MPG...scored 52 points with 18 assists and 29 rebounds
- Clubbed with the San Jose Cagers, a premier organization that dons a 90 percent winning percentage ... helped the Archbishop Mity Monarchs to three WCAL Championships and two CIF Championships... 2022 state runners-up... part of the 2020 Northern California Championship team...made 2020 State Finals but the game was canceled due to the COVID-19 pandemic
- Born on Oct. 26, 2003 ... daughter of Joe and Rosella Guttadauro ... has three brothers, Joey, Anthony and Dominic ... father played soccer at Santa Clara and brother played football at Linfield...majoring in communications with the goal of becoming a sports broadcaster

#5 - MADISON COCKRELL

- 2022-23: Sixteen appearances with two starts...averaged 11.1 MPG with 3.3 PPG and 1.5 RPG...shot 39.1% from the field, including 33.3% from beyond the arc
- Four-year letter winner in high school, three of which at Bishop Lynch HS under coach Andy Zhilman ... received District Defensive Player of the Year during her junior campaign ... named First Team All-State in 2021 and All Tournament at the 2021 State Tournament where she helped the Friars to a state championship
- Born on Sept. 8, 2003 ... daughter of Milton and Daphne Cockrell ... has one brother, Dylan ... father played football at OSU and her mother played basketball and ran track at Southwestern Christian College...pursuing a degree in criminology with plans to attend law school

#11 - SIDNEY LOVE

- 2022-23: C-USA All-Freshman Team selection...25 games played and 20 starts with 29.5 MPG...logged a team-high 29 three-pointers...shot 42.8% from the field, including 37.0% from beyond the arc...dished out 58 assists...15 double-digit scoring games
- In high school was named named the 2022 Co-District MVP, a McDonald's All-American nominee and the Express-News Player of the Week all in her senior season ... four-time academic all-district recipient, named District Defensive MVP her junior year, earned TGCA All-Star accolades and first-team all-district ... helped the team become 2020 District Champions and Co-District Champions in 2021
- Born on Sept. 11, 2003 ... daughter of Kevin and Ondrea Love ... has two brothers, Kijana and Langston, and two sisters, Endaisia and Camille ... her father played football for Texas A&M, her sisters, Endaisia and Camille, played soccer at Trinity and St. Mary's, respectively, and her brothers, Kijana and Langston played basketball at New Hampshire and Baylor...pursuing a degree in business management

#12 - AYSIA PROCTOR

- A local product from Samuel Clemens High School, Proctor was named to the All District First Team as a freshman in 2020... earned Texas Girls Coaches' Association All-State honors and Texas Association of Basketball Coaches All-Region honors in 2021... named to the 2021-22 UIL Girls All-Region Team... named to the All-District First Team in 2022
- Daughter of Bobby and Angela Proctor...father played basketball at the University of Colorado-Colorado Springs pursuing a degree in cyber security

#13 - SARAI ESTUPIÑAN

- Began her collegiate career at St. Mary's where she played in 10 games across the 2021-22 season...She averaged 2.6 ppg for the Rattlers, collecting eight steals and eight rebounds in 14.1 mpg...Estupiñan then transferred to Tallahassee CC where she was named Second-Team All-Pahhandle Conference for her performance in the 2022-23 campaign...led TCC in scoring with 13.0 ppg, shooting 33.6% from the field
- Was a two-time First-Team All-District selection and named to the All-State Tournament team for Cedar Park High School...Won a 5A State Championship also earning Academic All-District honors along the way

FAST FACTS CONT.

#20 -MAYA LINTON

- 2022-23: Appeared in 27 games with 15.7 MPG...averaged 2.3 PPG, sinking shots at a 40.3% clip...hailed in 3.5 RPG
- Four-year letter winner at Duncanville High School ... helped the Panthers to a Bi-District and area title ... part of the Drive Nation 17U EYBL club team ... received Defensive Player of the Year honors ... awarded Second Team All-District and All-District Academic honors
- Daughter of Rose Fiomì...four sisters, Malia and McKenna Linton, Miranda Pohlman and Michaela Martinez...majoring in business

#21 - CHEYENNE ROWE

- Transfer from James Madison, Rowe appeared in 16 games as a freshman in the 2022-23 season...As a Duke, she averaged nine minutes and two points per game...She helped lead the team to a successful 26-8 season, winning the Sun Belt Tournament to earn an automatic bid into the NCAA Tournament
- A native of Ajax, Ontario, she played for the Canada U18 National Team at the 2022 FIBA Women's Americas where she won a silver medal... high school career included the 2019 Biosteel Girls Future MVP and Biosteel 2022 Team member...She represented Team Ontario in their U14 and U15 teams from 2017-19. Rowe was named First Team All-Star in U17 Canadian National Championships in 2019... She was also selected for Canadian National Assessment Camp.
- Rowe is the daughter of Waine Rowe and Hilary Chung-Rowe and has one sister, Ciara.

#22 - KYRA WHITE

- 2022-23: Named All-Texas Honorable Mention by Dave Campbell's Texas Basketball...started 28 games for the Roadrunners, averaging 33.2 MPG...led the team with 142 assists and 4.5 APG, the second-most in C-USA...third-most steals (24), blocks (27) and rebounds (160) on the team...averaged 7.9 PPG, shooting 33.7% from the field
- Transferred from the University of Southern California where she played the last three seasons ... played in 77 games with 22 starts ... scored 138 points, averaging 1.8 per game ... also posted 131 rebounds, 49 steals, 25 blocks and 127 assists ... a Converse Judson HS graduate where she was named the league MVP as a senior ... was a three-time all-state first team honoree, selected 2016 league newcomer of the year and won the 2019 6A state championship ... at Judson
- Born on Nov. 30, 2000 ... daughter of Christopher and Jennifer White ... has two brothers, Jarehn and Isaac, and one sister, Cierria ... her mother played softball at Texas Tech and her father played football at Texas A&M Commerce and in the Arena Football League for Houston in 2001. Also, her grandfather Rudy White played in the NBA for the Houston Rockets and Seattle Supersonics.

#23 - KYLEIGH MCGUIRE

- 2022-23: Appeared in 21 games averaging 4.4 MPG...scored 15 points with four assists, two blocks and a steal...shot 50% from the field
- 2021-22: Played in two games.. named to the Conference USA Commissioner's Honor Roll.
- Named the 2020 District 22-6A Defensive Player of the Year, 2019 Offensive player of the Year and the 2018 Most Improved Player at Atascocita HS
- Born on Nov. 12, 2001 ... daughter of Elisabeth Rasheed and Rashead McGuire ... one four brothers, Rashead Jr., Angel, Christopher and Isaiah ... also has two sisters, Kemanni and Jordyn ... her stepdad ran track at TCU ... biology major.

#23 - IDARA UDO

- Joins the UTSA family from Plano East High School... helped lead the Panthers to district championships in her sophomore and junior years... named Second Team All-District as a freshman and earned First Team honors her sophomore, junior, and senior year... named the Defensive Player of the Year as a sophomore and senior
- Daughter of Ituru Inim and Efrung Udo, one brother, Emem Udo and one sister Sema Udu...studying nursing

#23 - NISSA SAM-GRANT

- 2022-23: Did not appear
- Transferred from Panola College ... previous played at Arkansas-Pine Bluff for two seasons ... with the Golden Lions, Sam-Grant averaged 2.8 points, 4.6 rebounds and 1.6 blocks per game where she led the team in blocks and finished in the top four in the SWAC as a freshman ... with the Ponies, the Toronto, Canada, native averaged 4.0 points, 5.0 rebounds and 1.8 blocks per game.
- Born on Nov. 30, 1999 ... daughter of Nigel Grant and Lisa Sam...three brothers, Tremaine, J'uel, and Kamal, one sister J'nae... majoring in multidisciplinary Studies

#23 - JORDYN JENKINS

- 2022-23: Conference USA Player of the Year...C-USA Newcomer of the Year...First-Team All-Conference...Became the third player in C-USA history to win all three awards and the first in 10 years...First Roadrunner to earn C-USA Player of the Year, also the first UTSA student-athlete to win four C-USA Player of the Week honors in a single season...awarded All-Texas First-Team by Dave Campbell's Texas Basketball...led the league with 659 points averaging 20.6 PPG at a 49.3% clip...659 points scored serves as the UTSA school record...79.0% free throw shooter...7.5 RPG and 1.3 SPG...posted nine double-doubles...career-high 40 points on Feb. 20 against North Texas, cementing a thrilling 68-67 overtime victory on 12-for-20 shooting and a 13-for-16 performance at her charity stripe
- Transferred from the University of Southern California where she played for the last two seasons ... played in 41 games with 35 starts after missing eight games during her debut season due to injury ... scored 478 points, leading USC in scoring in the 2021-22 season with 384 ... also posted 236 rebounds, 36 steals, 31 blocks and 41 assists ... as a sophomore in 2021-22, Jenkins starred for the Trojans, earning All Pac-12 honors and was tabbed Pac-12 Co-Most Improved Player after averaging a team-leading 14.8 points, 6.7 rebounds and 1.5 assists per game
- Kentridge High School graduate where she was a three-time all-state first-team honoree ... helped her team to a 2017 state championship title and was a two-time league MVP ... averaged 21.9 points and 9.2 rebounds in her junior season
- Born on Jan. 16, 2002 ... daughter of Alan and Joya Jenkins ... sister of Alan Jenkins III and Taylor...studying multidisciplinary studies

SUPERLATIVES

2023-24 DOUBLE-DOUBLE TRACKER

Date / Opp.	Who	Stat
Nov. 18 at UT Arlington	Linton	15 Points / 10 Rebounds
Dec. 17 at Oregon	Proctor	20 Points / 11 Rebounds
Jan. 6 vs Wichita State	Coleman	32 Points / 19 Rebounds
Jan. 10 at Florida Atlantic	Coleman	16 Points / 10 Rebounds
Jan. 14 vs Charlotte	Proctor	17 Points / 13 Rebounds
Jan. 21 at UAB	White	11 Points / 10 Rebounds
Jan. 31 vs North Texas	Udo	14 Points / 12 Rebounds
Feb. 4 vs Tulane	Coleman ²	21 Points / 12 Rebounds
Feb. 22 vs Temple	Coleman ⁴	10 Points / 11 Rebounds
Feb. 22 vs Temple	Jenkins	15 Points / 10 Rebounds
Feb. 28 at Florida Atlantic	Jenkins ³	11 Points / 11 Rebounds
Mar. 2 at Wichita State	Coleman ³	13 Points / 11 Rebounds
Mar. 5 vs Rice	Udo	10 Points / 11 Rebounds

2023-24 DOUBLE-DIGIT POINTS

Date / Opp.	Who	Stat
Nov. 6 at Arizona State	Udo	10 Points
Nov. 6 at Arizona State	Linton	10 Points
Nov. 10 vs NM State	Proctor	19 Points
Nov. 10 vs NM State	White	13 Points
Nov. 15 at TAMUCC	White ²	18 Points
Nov. 15 at TAMUCC	Coleman	14 Points
Nov. 15 at TAMUCC	Love	10 Points
Nov. 18 at UT Arlington	Love ²	26 Points
Nov. 18 at UT Arlington	Linton ²	15 Points
Nov. 20 at Texas Tech	Love ²	18 Points
Nov. 20 at Texas Tech	White ²	13 Points
Nov. 20 at Texas Tech	Proctor ²	10 Points
Nov. 24 at Sam Houston	Coleman ²	17 Points
Nov. 24 at Sam Houston	White ⁴	14 Points
Nov. 24 at Sam Houston	Love ⁴	12 Points
Nov. 30 vs Texas State	Love ⁵	11 Points
Nov. 30 vs Texas State	Coleman ²	11 Points
Nov. 30 vs Texas State	Guttadauro	11 Points
Dec. 3 vs UTEP	Coleman ³	23 Points
Dec. 3 vs UTEP	Love ⁴	16 Points
Dec. 3 vs UTEP	White ⁵	12 Points
Dec. 3 vs UTEP	Guttadauro ²	12 Points
Dec. 14 vs Houston	Proctor ²	19 Points
Dec. 14 vs Houston	White ²	17 Points
Dec. 14 vs Houston	Love ²	13 Points
Dec. 17 at Oregon	Proctor ⁴	20 Points
Dec. 19 at Seattle U	Coleman ¹	18 Points
Dec. 19 at Seattle U	Udo ²	15 Points
Dec. 19 at Seattle U	Proctor ⁴	10 Points
Dec. 19 at Seattle U	White ²	10 Points
Dec. 30 at Temple	White ³	16 Points
Dec. 30 at Temple	Coleman ¹	11 Points
Dec. 30 at Temple	Udo ²	10 Points
Jan. 2 at East Carolina	Cockrell	13 Points
Jan. 2 at East Carolina	Coleman ¹	11 Points
Jan. 6 vs Wichita State	Coleman ¹	32 Points
Jan. 6 vs Wichita State	Love ⁴	16 Points
Jan. 6 vs Wichita State	White ³	12 Points
Jan. 10 at Florida Atlantic	Proctor ¹	17 Points
Jan. 10 at Florida Atlantic	Coleman ³	16 Points
Jan. 10 at Florida Atlantic	White ³	12 Points
Jan. 10 at Florida Atlantic	Linton ³	10 Points
Jan. 14 vs Charlotte	Udo ⁴	26 Points
Jan. 14 vs Charlotte	Proctor ⁴	17 Points
Jan. 14 vs Charlotte	Coleman ¹¹	12 Points
Jan. 16 vs South Florida	White ¹	23 Points
Jan. 16 vs South Florida	Proctor ²	19 Points
Jan. 21 at UAB	White ²	11 Points
Jan. 21 at UAB	Proctor ⁴	11 Points
Jan. 26 at SMU	Udo ⁵	11 Points
Jan. 26 at SMU	Love ³	11 Points
Jan. 26 at SMU	Coleman ¹	11 Points
Jan. 31 vs North Texas	Udo	14 Points
Jan. 31 vs North Texas	Love ³	14 Points
Jan. 31 vs North Texas	Proctor ³	11 Points
Feb. 4 vs Tulane	Coleman ²	21 Points
Feb. 4 vs Tulane	Coleman ²	21 Points
Feb. 4 vs Tulane	Proctor ⁶	14 Points
Feb. 4 vs Tulane	Love	10 Points
Feb. 11 vs UAB	Proctor ¹¹	14 Points
Feb. 11 vs UAB	White ¹³	12 Points
Feb. 11 vs UAB	Love ²	11 Points
Feb. 11 vs UAB	Jenkins	11 Points
Feb. 14 at Tulsa	Love ³	16 Points
Feb. 14 at Tulsa	White ⁴	15 Points
Feb. 14 at Tulsa	Jenkins ⁵	11 Points
Feb. 14 at Tulsa	Udo ⁴	11 Points
Feb. 14 at Tulsa	Proctor ¹²	10 Points
Feb. 18 at North Texas	Jenkins ²	29 Points
Feb. 18 at North Texas	Proctor ¹⁴	16 Points
Feb. 22 vs Temple	Coleman ¹⁴	10 Points
Feb. 22 vs Temple	Jenkins ⁵	10 Points
Feb. 25 vs Florida Atlantic	White ⁹	23 Points
Feb. 25 vs Florida Atlantic	Proctor ¹⁴	16 Points
Feb. 25 vs Florida Atlantic	Udo ³	13 Points
Feb. 28 at Florida Atlantic	Jenkins ⁵	11 Points
Feb. 28 at Florida Atlantic	Coleman ⁴	10 Points
Mar. 2 at Wichita State	Jenkins ⁵	17 Points
Mar. 2 at Wichita State	Coleman ¹³	13 Points
Mar. 2 at Wichita State	Guttadauro ³	13 Points
Mar. 5 vs Rice	Jenkins ⁷	14 Points
Mar. 5 vs Rice	Coleman ¹¹	14 Points
Mar. 5 vs Rice	Udo ¹²	10 Points
Mar. 11 vs No. 5 Seed USF [#]	Jenkins ⁹	20 Points
Mar. 12 vs No. 9 Seed ECU [#]	Jenkins ⁸	14 Points
Mar. 12 vs No. 9 Seed ECU [#]	Love ¹⁴	10 Points
Mar. 21 vs Northern Colorado [^]	Jenkins ¹⁰	27 Points
Mar. 21 vs Northern Colorado [^]	Proctor ¹⁶	13 Points
Mar. 21 vs Northern Colorado [^]	White ¹⁶	10 Points
Mar. 21 vs Northern Colorado [^]	Love ⁴	10 Points

2023-24 DOUBLE-DIGIT REBOUNDS

Date / Opp.	Who	Stat
Nov. 10 vs NM State	Udo	11 Rebounds
Nov. 18 at UT Arlington	Linton	10 Rebounds
Dec. 17 at Oregon	Coleman	13 Rebounds
Dec. 17 at Oregon	Proctor	11 Rebounds
Jan. 6 vs Wichita State	Coleman ²	19 Rebounds
Jan. 10 at Florida Atlantic	Coleman ²	10 Rebounds
Jan. 14 vs Charlotte	Proctor ²	13 Rebounds
Jan. 14 vs Charlotte	White	10 Rebounds
Jan. 21 at UAB	White ²	10 Rebounds
Jan. 26 at SMU	White ²	11 Rebounds
Jan. 31 vs North Texas	Udo ²	12 Rebounds
Feb. 4 vs Tulane	Coleman ⁴	12 Rebounds
Feb. 22 vs Temple	Coleman ²	11 Rebounds
Feb. 22 vs Temple	Jenkins	10 Rebounds
Feb. 25 vs Florida Atlantic	Udo ³	13 Rebounds
Feb. 25 vs Florida Atlantic	Coleman ⁴	11 Rebounds
Feb. 28 at Florida Atlantic	Jenkins ⁵	11 Rebounds
Mar. 2 at Wichita State	Coleman ⁷	11 Rebounds
Mar. 5 vs Rice	Udo ⁴	11 Rebounds

2023-24 DOUBLE-DIGIT ASSISTS

Date / Opp.	Who	Stat
---	---	---

GAME-BY-GAME STARTERS

NOVEMBER		1	2	3	4	5
6	AT ARIZONA STATE	LOVE	ATWOOD	WHITE	LINTON	COLEMAN
10	NEW MEXICO STATE	LOVE	ATWOOD	WHITE	LINTON	COLEMAN
15	AT TAMUCC	LOVE	PARKER	WHITE	UDO	COLEMAN
18	AT UT ARLINGTON	LOVE	PARKER	WHITE	LINTON	COLEMAN
20	AT TEXAS TECH	LOVE	PARKER	WHITE	LINTON	COLEMAN
25	AT SAM HOUSTON STATE	LOVE	PROCTOR	WHITE	LINTON	COLEMAN
30	TEXAS STATE	LOVE	PROCTOR	WHITE	LINTON	COLEMAN

DECEMBER		1	2	3	4	5
3	UTEP	LOVE	ATWOOD	WHITE	UDO	COLEMAN
14	HOUSTON	LOVE	ATWOOD	WHITE	UDO	COLEMAN
17	AT OREGON	LOVE	ATWOOD	WHITE	UDO	COLEMAN
19	AT SEATTLE U	LOVE	ATWOOD	WHITE	UDO	COLEMAN
30	AT TEMPLE *	LOVE	ATWOOD	WHITE	LINTON	COLEMAN

JANUARY		1	2	3	4	5
2	AT EAST CAROLINA *	LOVE	ATWOOD	WHITE	UDO	COLEMAN
6	WICHITA STATE *	LOVE	PROCTOR	WHITE	UDO	COLEMAN
10	AT FAU *	LOVE	PROCTOR	WHITE	UDO	COLEMAN
14	CHARLOTTE *	LOVE	PROCTOR	WHITE	UDO	COLEMAN
16	USF *	LOVE	PROCTOR	WHITE	UDO	COLEMAN
21	AT UAB *	LOVE	PROCTOR	WHITE	UDO	COLEMAN
27	AT SMU *	LOVE	PROCTOR	WHITE	LINTON	UDO
31	NORTH TEXAS *	LOVE	PROCTOR	WHITE	UDO	COLEMAN

FEBRUARY		1	2	3	4	5
4	TULANE *	LOVE	PROCTOR	WHITE	UDO	COLEMAN
11	UAB *	LOVE	PROCTOR	WHITE	LINTON	UDO
14	AT TULSA *	LOVE	PROCTOR	WHITE	UDO	COLEMAN
18	AT NORTH TEXAS *	LOVE	PROCTOR	WHITE	UDO	COLEMAN
22	TEMPLE *	LOVE	PROCTOR	WHITE	UDO	COLEMAN
25	FAU *	PROCTOR	ATWOOD	WHITE	MCGUIRE	SAM-GRANT
28	AT MEMPHIS *	LOVE	PROCTOR	WHITE	UDO	COLEMAN

MARCH		1	2	3	4	5
2	AT WICHITA STATE *	LOVE	PROCTOR	WHITE	UDO	COLEMAN
5	RICE	LOVE	PROCTOR	WHITE	UDO	COLEMAN
11	NO. 5 SEED USF [#]	LOVE	PROCTOR	WHITE	UDO	COLEMAN
12	NO. 9 SEED ECU [#]	LOVE	PROCTOR	WHITE	UDO	COLEMAN
21	NORTHERN COLORADO [^]	LOVE	ATWOOD	WHITE	JENKINS	COLEMAN
24	WYOMING [^]	---	---	---	---	---

BREAKDOWN		1	2	3	4	5
#0 Elyssa Coleman	---	---	---	---	---	29
#1 Hailey Atwood	---	9	---	---	---	---
#2 Alexis Parker	---	3	---	---	---	---
#3 Emma Lucio	---	---	---	---	---	---
#4 Siena Guttadauro	---	---	---	---	---	---
#5 Madison Cockrell	---	---	---	---	---	---
#11 Sidney Love	31	---	---	---	---	---
#12 Aysia Proctor	1	20	---	---	---	---
#13 Sarai Estupian	---	---	---	---	---	---
#20 Maya Linton	---	---	---	---	9	---
#21 Cheyenne Rowe	---	---	---	---	---	---
#22 Kyra White	---	---	32	---	---	---
#23 Kyleigh McGuire	---	---	---	1	---	---
#25 Idara Udo	---	---	---	21	2	---
#30 Nissa Sam-Grant	---	---	---	---	1	---
#32 Jordyn Jenkins	---	---	---	1	---	---

THE LAST TIME...

TEAM

PLAYED A RANKED TEAM

vs No. 21 Middle Tennessee (W, 58-53) - 2/4/23

BEAT A RANKED TEAM

vs No. 21 Middle Tennessee (W, 58-53) - 2/4/23

LOST TO A RANKED TEAM AT HOME

at No. 23 Texas A&M (L, 51-77) - 12/20/21

LOST TO A RANKED TEAM ON THE ROAD

at No. 23 Texas A&M (L, 51-77) - 12/20/21

PLAYED AN OVERTIME GAME

vs North Texas (W, 75-67) - 1/31/24

PLAYED A DOUBLE-OVERTIME GAME

vs Charlotte (W, 81-80) - 1/14/24

PLAYED A TRIPLE-OVERTIME GAME

vs FIU (L, 103-107) - 2/6/21

SCORED 100+ POINTS

UTSA: 103, vs FIU - 2/6/21

Opp: 107, vs FIU - 2/6/21

SCORED 90+ POINTS

UTSA: 90 vs UTEP (W, 90-66) - 12/3/23

Opp: 93 at Houston (L, 89-93) - 12/19/22

SCORED LESS THAN 50 POINTS

UTSA: 48, vs Temple - 2/22/24

Opp: 42, vs South Florida - 1/16/24

SHOT 50+ PERCENT FROM THE FIELD

UTSA: 58.3% (35-60), vs UTEP - 12/3/23

Opp: 56.1% (32-57), at Florida Atlantic - 2/13/21

SHOT LESS THAN 40 PERCENT FROM THE FIELD

UTSA: 35.5% (22-62), vs East Carolina - 3/12/24

Opp: 39.0% (23-59), vs Northern Colorado - 3/21/24

SHOT LESS THAN 30 PERCENT FROM THE FIELD

UTSA: 26.0% (20-77), at Oregon - 12/17/23

Opp: 26.9% (18-67), vs Temple - 2/22/24

WON BY 20+ POINTS

UTSA: (24) (90-66), vs UTEP - 12/3/23

Opp: (28) (54-82), at East Carolina - 1/2/24

WON BY 35+ POINTS

UTSA: (43) (80-37), vs Sul Ross State - 11/25/20

Opp: (39) (41-80), at Middle Tennessee - 1/5/23

HAD 2+ 20-POINT SCORERS

UTSA: Jordyn Jenkins (25) & Sidney Love (22), at Charlotte

- 3/2/23

Opp: Karina Gordon (22) & Danae McNea (20), at East Carolina

- 1/2/24

FORCED 30+ TURNOVERS

UTSA: 30, vs Concordia Texas - 11/6/19

Opp: 31, at Texas Tech - 11/20/23

PLAYER

SCORED 40+ POINTS

UTSA: 40, Jordyn Jenkins, at North Texas - 2/20/237

Opp: 43, Keila Shelton, vs Louisiana Tech - 2/7/13

SCORED 30+ POINTS

UTSA: 32, Elyssa Coleman, vs Wichita State - 1/6/24

Opp: 30, Malai Fisher, vs Rice - 3/5/24

RECORDED A TRIPLE-DOUBLE

UTSA: Monica Gibbs (19 pts, 11 reb, 11 ast), at Texas

A&M-Corpus Christi

Opp: N/A

ONE PLAYER RECORDED A DOUBLE-DOUBLE

UTSA: Idara Udo (10 pts & 11 reb), vs Rice - 3/5/24

Opp: Amiya Joyner (15 points & 13 rebounds), vs East Carolina

- 3/12/24

TWO PLAYERS RECORDED A DOUBLE-DOUBLE

UTSA: Elyssa Coleman (10 pts & 11 reb) & Jordyn Jenkins (15

pts & 10 reb), vs Temple - 2/22/24

Opp: Janeta Rozentale (17 pts & 10 reb) & Iggy Allen (23 pts &

16 reb), at Florida Atlantic - 2/12/21

RECORDED 20+ REBOUNDS

UTSA: 23, Anika Anderson, vs Sam Houston State - 2/21/09

Opp: 20, Briana Wright, vs FIU - 2/13/16

RECORDED 15+ REBOUNDS

UTSA: 19, Elyssa Coleman, vs Wichita State - 1/6/24

Opp: 17, Alasia Smith, at Florida Atlantic - 2/28/24

TWO OR MORE PLAYERS RECORDED DOUBLE-DIGIT REBOUNDS

UTSA: Elyssa Coleman (11) & Jordyn Jenkins (10), vs Temple

- 2/22/24

Opp: Iggy Allen (10) & Brianna Jackson (12), Old Dominion -

1/13/21

RECORDED 20+ POINTS & 20+ REBOUNDS

UTSA: Ashleigh Franklin (22 pts, 22 reb), at Sam Houston

State - 2/20/10

Opp: Jessica Kuster (21 pts, 21 reb), vs Rice - 12/20/11

RECORDED 10+ ASSISTS

UTSA: 10, Karrington Donald, vs Rice - 1/2/21

Opp: 11, Courtney Blakely, at Middle Tennessee - 1/5/23

MADE 8+ 3-POINTERS

UTSA: 8, Terrie Davis, vs Lamar - 1/12/08

Opp: N/A

MADE 7+ 3-POINTERS

UTSA: 7, Ashley Spatletta, vs UT Arlington - 2/9/13

Opp: 7, Katelyn Crosthwait, at Rice - 1/16/23

MADE 6+ 3-POINTERS

UTSA: 6, Carlie Heineman, vs Old Dominion - 1/13/18

Opp: 6, Karina Gordon, at East Carolina - 1/2/24

MADE 15+ FREE THROWS

UTSA: 15, Mikayla Woods, vs Sam Houston State - 12/8/19

Opp: 18, Jennie Simms, at Old Dominion - 2/27/16

MADE 10+ FREE THROWS

UTSA: 10, Jordyn Jenkins, vs Rice - 3/9/23

Opp: 11, Destiny Thurman, at UTEP - 1/23/22

RECORDED 5+ BLOCKS

UTSA: 6, Elyssa Coleman, at FIU - 1/21/23

Opp: 5, Amirah Abdur-Rahim, at SMU - 1/30/24

RECORDED 5+ STEALS

UTSA: 6, Maya Linton, at Tulsa - 2/14/24

Opp: 6, Danae McNeal, at East Carolina - 1/2/24

PLAYED EVERY MINUTE (REGULATIONS)

UTSA: Karrington Donald, at Southern Miss - 1/23/21

Opp: Maya Perry, at Florida Atlantic - 1/10/24

TWO PLAYERS PLAYED EVERY MINUTE (REGULATION)

UTSA: Chrystal Chidomere & Loryn Goodwin, vs Rice - 2/16/16

Opp: Courtney Blakely & Jalynn Gregory, at Middle Tennessee

- 1/5/23

PLAYED EVERY MINUTE (+OT)

UTSA: Monica Gibbs, vs Baylor - 3/22/09

Opp: Destinee Rogers, at Central Arkansas - 2/11/09

PLAYED EVERY MINUTE (+2OT)

UTSA: Ashleigh Franklin, vs Nicholls - 2/19/11

Opp: Richshanda Bickham & KK Babin, vs Nicholls - 2/19/11

FOULED OUT

UTSA: Jordyn Jenkins, Elyssa Coleman & Idara Udo, at Florida

Atlantic - 2/28/24

Opp: Aniya Hubbard, vs Florida Atlantic - 2/25/24

TWO OR MORE PLAYERS FOULED OUT

UTSA: Jordyn Jenkins, Elyssa Coleman & Idara Udo, at Florida

Atlantic - 2/28/24

Opp: Tommisha Lampkin & Aniyah Johnson, at North Texas

- 1/26/23

5 OR MORE PLAYERS SCORED IN DOUBLE DIGITS

UTSA: Sidney Love (16), Kyra White (15), Idara Udo (11),

Jordyn Jenkins (11), Aysia Proctor (10), at Tulsa - 2/14/24

Opp: Eric Wilson (22), Sabine Lipe (13), Elina Arike (12), Avery

Crouse (11), Jazion Jackson (10), at UTEP - 2/11/23

NO ONE SCORED IN DOUBLE DIGITS

UTSA: at Florida Atlantic - 1/29/22

Opp: vs Texas A&M-Kingsville - 11/16/16

INTRODUCING HEAD COACH KAREN ASTON



Head Coach

Karen Aston
Third Season
323-202 (38-56 UTSA)

X @CoachKarena

Karen Aston, former head coach at Texas, North Texas and Charlotte, was named the 10th head coach in program history on March 29, 2021.

Throughout her first two seasons at UTSA, Aston has compiled a 20-42 record, going 7-23 (3-14, C-USA) in her inaugural year before collecting a 58-57 overtime win over UTEP at the league's postseason tournament.

She then led the 'Runners to a 13-19 (9-1, C-USA) campaign in the 2022-23. Her squad opened up the C-USA tournament with a thrilling 69-68 win over No. 11 seed Florida Atlantic, before besting No. 3 seed Rice 62-54 to advance to the leagues semifinals where they fell to No. 2 seed Western Kentucky.

Jordyn Jenkins had a fantastic season under Aston's tutelage, taking home 2022-23 C-USA Player of the Year, Newcomer of the Year, and First-Team All-C-USA.

Aston has been consistently recognized as one of the top coaches in the nation. She was one of four finalists for the Naismith Women's College Coach of the Year award in 2017 and was one of 10 semifinalists for the honor in 2018. Aston also earned Big 12 Coach of the Year accolades in 2017.

Aston has a career record of 305-188 [.618] which includes head coaching positions at Charlotte, North Texas and Texas. In her 13 seasons as a head coach, Aston's teams have averaged 22 wins per year and have made a combined 10 postseason appearances.

At the University of Texas, Aston led the Longhorns to a 184-83 [.689] record in eight seasons. In her final seven seasons combined at Texas, Aston's teams averaged 24.6 wins per year, making six NCAA Tournament appearances. From 2015-18, her squads made four consecutive NCAA Sweet 16 showings, marking the first time that had been accomplished at Texas since 1990. Aston also directed the 2015-16 Longhorns to the program's first NCAA Elite Eight appearance since 2003.

Aston, who also spent eight years as an assistant and associate head coach at Texas for Naismith Hall of Fame head coach Jody Conradt, stands as Texas' second-winningest coach all-time behind Conradt's 783 victories.

Three of Aston's Texas players [Nneka Enemkpali, Imani McGee-Stafford and Ariel Atkins] were drafted by WNBA teams with McGee-Stafford [10th] and Atkins [7th] being selected as first-round picks. As a starter, Atkins helped lead the Washington Mystics to the 2019 WNBA Championship and has earned WNBA All-Defensive Team honors in each of her two seasons.

Defense has been a staple of Aston's teams her entire coaching career. Each of her eight teams at Texas ranked in the top-25 nationally in rebounding margin, including three years in the top-five. Her 2017-18 and 2018-19 teams ranked third in the NCAA in rebounding margin. Four of the top-eight single-season team rebounding averages in Texas history came during Aston's tenure, as did five of the top-nine best seasons in field-goal percentage defense.

Aston's prowess as one of the nation's best recruiters is also well known. Five of the classes she recruited to Texas were ranked among the top-11 in the nation according to ESPN.com, including three top-five classes. Recruits Charli Collier and Joyner Holmes were both No. 2 prospects according to ESPN and were listed as the nation's top recruits by some services. Aston brought 14 McDonalds All-Americans to Texas during her eight seasons.

In a season shortened due to COVID-19, the 2019-20 Longhorns posted a 19-11 overall record and finished third in the Big 12 Conference. A season that began with off-season injuries to a number of key contributors featured some impressive accomplishments. Texas defeated three Associated Press Top-25 teams, including knocking off No. 1 Stanford, which marked the program's first win against an AP No. 1 squad since 2004. The Longhorns also won at No. 17 and previously undefeated Tennessee, and earned a road victory against No. 25 TCU. Texas led the nation in double-doubles during the 2019-20 campaign with 31.

Aston mentored Collier, a sophomore center, to First-Team All-Big 12 Conference honors, as she was one of only six players in the league to average a double-double. Collier became the first player in program history to average more than seven defensive rebounds per game in a single season. Freshman guard Celeste Taylor was a Big 12 All-Freshman Team selection and earned three Big 12 Freshman of the Week accolades.

In 2018-19, Aston led Texas to a 23-10 overall record and a third-place showing in the Big 12 Conference with a 12-6 overall mark. The Longhorns advanced to the semifinals of the Big 12 Conference Tournament for the sixth consecutive year. It marked the sixth year in a row that the Longhorns had won 20 or more games.

Under Aston's tutelage, junior point guard Sug Sutton earned First-Team All-Big 12 Conference honors in 2018-19 and was named to the Big 12 All-Tournament Team. She led the Longhorns in scoring [12.7 points per game], assists per game [5.4] and steals per game [1.3]. Sutton scored in double figures 23 times, including four 20-point performances, and her 178 assists on the year marked the seventh-most in a single-season in school history. She was the conference's best all-around point guard as a junior.

In 2017-18, Aston led the Longhorns to a 28-7 overall record and a second-place finish in the Big 12 Conference with a 15-3 overall mark. Texas advanced to the championship game of the Big 12 Conference Tournament for the third time in four years. It marked the fourth year in a row that the Longhorns had won 24 or more games.

For the third time in four seasons, Aston had one of her players selected in the WNBA Draft in 2018. Atkins was chosen with the No. 7 pick by the Washington Mystics, making her the third-highest draft pick in Texas history.

INTRODUCING HEAD COACH KAREN ASTON

The Aston File

HEAD COACHING EXPERIENCE

2021- Present: Head Coach, UTSA
2012-2020: Head Coach, Texas
2011-12: Head Coach, North Texas
2007-11: Head Coach, Charlotte
2006-07: Associate Head Coach, Baylor
2000-06: Associate Head Coach, Texas
1998-00: Assistant Coach, Texas
1996-98: Assistant Coach, North Texas
1994-96: Assistant Coach, Baylor
1993-94: Head Coach, Fort Smith Northside (HS)
1988-93: Head Coach, Vilonia High School

COLLEGIATE HEAD COACHING RECORD

Overall: 323-202 (.614)
UTSA: 38-56 (.389)

Under Aston's direction, Atkins and fellow senior Brooke McCarty concluded their decorated Texas careers in 2017-18. It marked the end of an impressive four-year span that saw the Longhorns post a 108-32 [.771] overall record, four NCAA Tournament appearances, four NCAA Sweet 16 appearances, one NCAA Elite Eight appearance and three Big 12 Conference second-place finishes. Aston was a semifinalist for the Naismith Coach of the Year award.

Aston was named the Big 12 Conference Coach of the Year in 2016-17, as the Longhorns swept the league's annual honors. McCarty was named the Big 12 Player of the Year, Brianna Taylor was selected as the Big 12 Defensive Player of the Year and Holmes earned Big 12 Freshman of the Year accolades. Aston was one of four finalists nationally for the Naismith Coach of the Year honor.

The Longhorns recorded a 25-9 overall record during the 2016-17 campaign. Texas strung together a 19-game winning streak during the course of the season, which ranks tied for the 10th-longest spree in program history. With a rigorous slate that featured 14 top-25 opponents, the Longhorns recorded seven victories against ranked foes. Texas won 14 consecutive games to start Big 12 Conference play, which marked the best start to the Big 12 schedule in school history. The Longhorns charted a 15-3 record in Big 12 play to finish second in the conference for the second consecutive year.

In 2015-16, Aston led Texas to an historic season. The Longhorns posted a 31-5 overall record, which marked the school's most victories since the 1987-88 season, and tied the school record for most Big 12 Conference wins [15] in a single season. Texas hosted the NCAA First and Second Rounds for the first time since 2010 and advanced to the NCAA Elite Eight for the first time since 2003. The Longhorns opened the year with a 16-0 record, marking the third-best start in program history.

McGee-Stafford, a senior center, was named an honorable mention All-America selection from both the Associated Press and the Women's Basketball Coaches Association in 2015-16, and became the first player in program history to reach the combined milestone of 1,000 career points, 1,000 career rebounds and 200 career blocks. McGee-Stafford

was the fourth player in school history to be drafted in the first round of the WNBA Draft, going to the Chicago Sky with the 10th overall pick.

The 2014-15 Longhorns began the season on a 13-game winning streak and capped the year with a run to the NCAA Sweet 16. Texas finished with a 24-11 overall record and advanced to the championship game of the Big 12 Tournament for the first time since 2004. The Longhorns won nine of their last 12 games and posted what were then their most wins in more than a decade. Enemkpali was selected by the Seattle Storm in the third round of the 2015 WNBA Draft.

In 2013-14, Texas began a steady incline that included five wins against ranked opponents, a third-place finish in the Big 12 standings, a 10-win improvement from the previous season, and winning a game in the NCAA Tournament for the first time since 2008. UT's tie for third place in the Big 12 was its highest league finish since 2005.

Aston returned to the Forty Acres in 2012 after five years of experience reviving the women's basketball programs at the University of North Carolina at Charlotte and the University of North Texas.

Aston tripled the Mean Green's victory total in one season, as UNT went 15-16 during the 2011-12 season under her direction after winning just five games the previous year. At Charlotte, Aston led the program to record-breaking heights, with 86 victories in four seasons, including a school-record 27 wins in 2010-11.

Aston led the 49ers to four consecutive postseason appearances and the 2009 Atlantic 10 Tournament Championship en route to the school's second ever NCAA Tournament appearance. In her final season at Charlotte, Aston's squad advanced to the WNIT Final Four.

While on Conradt's Texas staff from 1998-2006, Aston helped the Longhorns post a 173-83 [.676] record during that span, with seven NCAA Tournament appearances, two trips to the Sweet 16 and a march to the 2003 Final Four. The Longhorns also captured the 2003 Big 12 regular-season and tournament titles, and UT shared the 2004 Big 12 regular-season title. Aston was promoted from assistant coach to associate head coach in July of 2000 after serving as an assistant coach for two seasons.

During her time as an assistant on the Forty Acres, Aston spearheaded the signing of 25 nationally-recognized recruits, including seven McDonald's High School All-Americans and seven WBCA/Nike All-Americans. Two of those high school All-Americans - Tiffany Jackson and Erika Arriaran - were named National High School Players of the Year. All eight of the recruiting classes Aston attracted were nationally ranked, including the No. 1 class in the nation in 2005-06.

Aston first came to Austin in 1998 from the University of North Texas, where she served as an assistant coach for two seasons [1996-98]. Prior to joining the North Texas staff, Aston was an assistant coach at Baylor for two seasons [1994-96].

Following Aston's initial stint on the Forty Acres, she was named associate head coach at Baylor during the 2006-07 season. With Aston on board, the Lady Bears won 26 games and reached the second round of the NCAA Tournament.

INTRODUCING HEAD COACH KAREN ASTON

Before entering the collegiate coaching ranks, Aston was recognized as one of the top high school coaches in the nation. She coached five years at Vilonia High School [1988-93] in Vilonia, Ark., and one year at Fort Smith Northside [1993-94] in Fort Smith, Ark. She guided Fort Smith Northside to a 24-10 record and a fifth-place finish in Class 4A. For her efforts, she was named the Arkansas Northwest Region Coach of the Year.

While at Vilonia, Aston was not only the head basketball coach but also the head cross country and track coach. In 1992-93, she was named the Arkansas Basketball Coach of the Year after leading Vilonia to a 36-1 record and a Class 2A State Championship. Aston's cross country teams also claimed back-to-back state titles in 1991 and 1992.

A native of Benton, Ark., Aston was a two-time first-team all-state selection at Bryant High School. She capped her high school career by leading Bryant to the 1982 Arkansas Class 4A State Championship. Aston earned a bachelor of arts degree in physical education from Little Rock in 1987. She played two seasons of basketball at UALR after transferring from Ouachita Baptist.


In 2019, Aston was inducted into the Trojan Athletics Hall of Fame at the University of Arkansas at Little Rock and the Bryant [Ark.] High School Athletic Hall of Honor.



Aston alongside 2022-23 C--USA Player of the Year Jordyn Jenkins



2023-24 UTSA WOMEN'S BASKETBALL ROSTER



0

ELYSSA COLEMAN
R • JR • F • 6-3
HOUSTON, TEXAS




1

HAILEY ATWOOD
GS • G • 5-8
AUSTIN, TEXAS



2

ALEXIS PARKER
SO • G • 5-9
SAN ANTONIO, TEXAS



3

EMMA LUCIO
FR • G • 5-9
EDINBURG, TEXAS



4

SIENA GUTTADAURO
SO • G • 5-6
SAN JOSE, CALIFORNIA



5

MADISON COCKRELL
SO • G • 5-4
DALLAS, TEXAS



11

SIDNEY LOVE
SO • G • 5-8
CIBOLO, TEXAS



12

AYSIA PROCTOR
FR • G • 5-8
SCHERTZ, TEXAS



13

SARAI ESTUPIÑAN
JR • G • 5-5
CEDAR PARK, TEXAS



20

MAYA LINTON
SO • F • 5-11
DUNCANVILLE, TEXAS



21

CHEYENNE ROWE
SO • F • 6-2
AJAX, ONTARIO, CANADA



22

KYRA WHITE
SR • G • 5-9
SAN ANTONIO, TEXAS




23

KYLEIGH MCGUIRE
SR • F • 5-11
HOUSTON, TEXAS



25

IDARA UDO
FR • F • 6-1
PLANO, TEXAS



30

NISSA SAM-GRANT
SR • C • 6-4
TORONTO, ONTARIO, CANADA



32

JORDYN JENKINS
SR • F • 6-0
KENT, WASHINGTON



HC

KAREN
ASTON



AC

JAMIE
CAREY



AC

EMPRESS
DAVENPORT



AC

CAMERON
MILES

ROSTER ANALYSIS

NUMERICAL ROSTER

#	NAME	POS	HT	YR.	EXP	HOMETOWN / PREVIOUS SCHOOL
0	Elyssa Coleman	F	6-3	R-Jr.	2L	Houston, Texas/Atascocita HS/Texas
1	Hailey Atwood	G	5-8	GS.	2L	Austin, Texas/Bowie HS/Blinn CC
2	Alexis Parker	G	5-9	So.	1L	San Antonio, Texas/Brandeis HS
3	Emma Lucio	G	5-9	Fr.	HS	Edinburg, Texas / Robert Vela HS
4	Siena Guttadauro	G	5-6	So.	2L	San Jose, Calif./Archbishop Mitty HS
5	Madison Cockrell	G	5-4	So.	1L	Dallas, Texas/Bishop Lynch HS
11	Sidney Love	G	5-8	So.	1L	Cibolo, Texas/Steele HS
12	Aysia Proctor	G	5-8	Fr.	HS	Schertz, Texas / Samuel Clemens HS
13	Sarai Estupiñan	G	5-5	Jr.	TR	Cedar Park, Texas / St. Mary's (TX) / Tallahassee CC
20	Maya Linton	F	6-0	So.	1L	Duncanville, Texas/Duncanville HS
21	Cheyenne Rowe	F	6-2	So.	TR	Ajax, Ontario / Bill Crothers Secondary School / JMU
22	Kyra White	G	5-9	Sr.	1L	Converse, Texas/Judson HS/Southern California
23	Kyleigh McGuire	F	5-10	Sr.	3L	Houston, Texas/Atascocita HS
25	Idara Udo	F	6-1	Fr.	HS	Plano, Texas / Plano East HS
30	Nissa Sam-Grant	C	6-4	Sr.	1L	Marietta, Ga./Wheeler HS/Panola CC
32	Jordyn Jenkins	F	6-0	Sr.	1L	Kent, Wash./Kentridge HS/Southern California

ALPHABETICAL ROSTER

#	NAME	POS	HT	YR.	EXP	HOMETOWN / PREVIOUS SCHOOL
1	Hailey Atwood	G	5-8	GS.	2L	Austin, Texas/Bowie HS/Blinn CC
5	Madison Cockrell	G	5-4	So.	1L	Dallas, Texas/Bishop Lynch HS
0	Elyssa Coleman	F	6-3	R-Jr.	2L	Houston, Texas/Atascocita HS/Texas
13	Sarai Estupiñan	G	5-5	Jr.	TR	Cedar Park, Texas / St. Mary's (TX) / Tallahassee CC
4	Siena Guttadauro	G	5-6	So.	2L	San Jose, Calif./Archbishop Mitty HS
32	Jordyn Jenkins	F	6-0	Sr.	1L	Kent, Wash./Kentridge HS/Southern California
20	Maya Linton	F	6-0	So.	1L	Duncanville, Texas/Duncanville HS
11	Sidney Love	G	5-8	So.	1L	Cibolo, Texas/Steele HS
3	Emma Lucio	G	5-9	Fr.	HS	Edinburg, Texas / Robert Vela HS
23	Kyleigh McGuire	F	5-10	Sr.	3L	Houston, Texas/Atascocita HS
2	Alexis Parker	G	5-9	So.	1L	San Antonio, Texas/Brandeis HS
12	Aysia Proctor	G	5-8	Fr.	HS	Schertz, Texas / Samuel Clemens HS
21	Cheyenne Rowe	F	6-2	So.	TR	Ajax, Ontario / Bill Crothers Secondary School / JMU
30	Nissa Sam-Grant	C	6-4	Sr.	1L	Marietta, Ga./Wheeler HS/Panola CC
25	Idara Udo	F	6-1	Fr.	HS	Plano, Texas / Plano East HS
22	Kyra White	G	5-9	Sr.	1L	Converse, Texas/Judson HS/Southern California

ROSTER BREAKDOWN

BY CLASS	BY POSITION	BY STATE
Graduate Student (1) Atwood	Guard (9) Atwood, Parker, Guttadauro, Cockrell, Love, White, Lucio, Proctor, Estupiñan	Texas (12) Atwood, Estupiñan, Love, White, Cockrell, Linton, Lucio, McGuire, Coleman, Udo, Parker, Proctor
Senior (4) Jenkins, McGuire, Sam-Grant, White	Forward (6) Coleman, Jenkins, Udo, Rowe, Linton, McGuire	Ontario, Canada (2) Rowe, Sam-Grant
Junior (2) Coleman, Estupiñan	Center (1) Sam-Grant	California (1) Guttadauro
Sophomore (6) Love, Parker, Guttadauro, Cockrell, Linton, Rowe		Washington (1) Jenkins
Freshman (3) Lucio, Proctor, Udo		

PRONUNCIATION GUIDE

FIRST	LAST
0 Elyssa Coleman	alyssa
4 Siena Guttadauro	Goo-tuh-DAR (like far)-roh
12 Aysia Proctor	Asia
13 Sarai Estupiñan	eh-stew-pin-yawn
22 Kyra White	KEER-uh
30 Nissa Sam-Grant	NEE-suh

Visit gouts.com/wbbnames to listen to audio pronunciations

Head Coach: Karen Aston (Third season • Little Rock, 1987)
 Associate Head Coach: Jamie Carey (Third season • Texas, 2004)
 Assistant Coach: Empress Davenport (Third season • Texas, 2016)
 Assistant Coach: Cameron Miles (Third season • San Diego, 2013)
 Director of Operations: Chantel Govan (First season • UTSA, 2022)
 Athletic Trainer: Tam-Anh Nguyen (First season • Texas, 2019)
 Director of Basketball Performance: Carl Austin III (Third season • UTSA, 2018)
 Player Development Coordinator: Sophia Ramos (First season • San Diego State, 2022)
 Graduate Assistant: Angel Almaguer (First Season • UTSA 2022)

2023-24 COMBINED STATS

Game Records

Record	Overall	Home	Away	Neutral
ALL GAMES	18-14	10-4	7-9	1-1
CONFERENCE	10-8	7-2	3-6	0-0
NON-CONFERENCE	8-6	3-2	4-3	1-1

Score by Periods

Team	1st	2nd	3rd	4th	OT	TOT
UTSA	475	480	530	527	56	2068
Opponents	467	490	502	507	48	2014

Team Box Score

No.	Player	Total			3-Point			F-Throw		Rebounds				Other Stats									
		GP-GS	MIN	AVG	FG-FGA	FG%	3FG-3FGA	3FG%	FT-FTA	FT%	OFF	DEF	TOT	AVG	PF	DQ	A	TO	BLK	STL	PTS	AVG	
32	JENKINS, Jordyn	11-1	239:52	21.8	68-145	.469	11-27	.407	30-39	.769	22	55	77	7.0	25	1	7	21	11	14	177	16.1	
0	COLEMAN, Elyssa	31-29	816:15	26.3	142-323	.440	5-17	.294	40-67	.597	78	151	229	7.4	94	6	21	60	45	22	329	10.6	
22	WHITE, Kyra	32-32	1114:31	34.8	121-366	.331	43-159	.270	41-61	.672	25	137	162	5.1	61	0	158	95	33	34	326	10.2	
12	PROCTOR, Aysia	31-20	808:57	26.1	126-282	.447	40-102	.392	14-23	.609	43	115	158	5.1	58	1	42	68	7	17	306	9.9	
11	LOVE, Sidney	32-31	981:19	30.7	109-305	.357	20-95	.211	67-82	.817	19	97	116	3.6	83	1	105	94	5	42	305	9.5	
25	UDO, Idara	32-22	682:56	21.3	97-208	.466	0-0	.000	46-83	.554	114	79	193	6.0	89	3	26	53	25	15	240	7.5	
20	LINTON, Maya	25-10	384:20	15.4	25-68	.368	3-11	.273	20-37	.541	40	53	93	3.7	64	3	8	21	2	28	73	2.9	
4	GUTTADAURO, Siena	24-0	240:16	10.0	22-69	.319	20-59	.339	4-6	.667	8	19	27	1.1	10	0	15	19	1	1	68	2.8	
21	ROWE, Cheyenne	29-0	257:51	8.9	26-54	.481	1-3	.333	15-23	.652	40	33	73	2.5	27	0	6	9	2	5	68	2.3	
23	MCGUIRE, Kyleigh	14-1	88:43	6.3	11-22	.500	0-0	.000	5-7	.714	6	13	19	1.4	19	0	5	9	0	1	27	1.9	
5	COCKRELL, Madison	24-0	193:01	8.0	12-45	.267	7-23	.304	8-11	.727	7	26	33	1.4	26	0	9	15	1	15	39	1.6	
1	ATWOOD, Hailey	30-10	355:41	11.9	17-44	.386	5-17	.294	7-9	.778	10	31	41	1.4	40	0	19	29	5	8	46	1.5	
2	PARKER, Alexis	20-3	178:27	8.9	9-37	.243	0-11	.000	10-21	.476	9	14	23	1.2	11	0	9	14	4	5	28	1.4	
30	SAM-GRANT, Nissa	16-1	88:34	5.5	9-19	.474	0-0	.000	3-4	.750	12	9	21	1.3	7	0	1	5	9	2	21	1.3	
3	LUCIO, Emma	12-0	94:17	7.9	5-26	.192	2-16	.125	3-8	.375	2	9	11	0.9	8	0	7	14	0	1	15	1.3	
Team											78	78	156									27	
Total		32	6525		799-2013	.397	157-540	.291	313-481	.651	513	919	1432	44.8	622	15	438	553	150	210	2068	64.6	
Opponents		32	6525		690-1918	.360	198-674	.294	436-648	.673	400	761	1161	36.3	526	8	389	443	118	247	2014	62.9	

Team Statistics

	UTSA	OPP
Scoring	2068	2014
Points per game	64.6	62.9
Scoring margin	+1.7	-
Field goals-att	799-2013	690-1918
Field goal pct	.397	.360
3 point fg-att	157-540	198-674
3-point FG pct	.291	.294
3-pt FG made per game	4.9	6.2
Free throws-att	313-481	436-648
Free throw pct	.651	.673
F-Throws made per game	9.8	13.6
Rebounds	1432	1161
Rebounds per game	44.8	36.3
Rebounding margin	+8.5	-
Assists	438	389
Assists per game	13.7	12.2
Turnovers	553	443
Turnovers per game	17.3	13.8
Turnover margin	-3.4	-
Assist/turnover ratio	0.8	0.9
Steals	210	247
Steals per game	6.6	7.7
Blocks	150	118
Blocks per game	4.7	3.7
Winning streak	1	-
Home win streak	3	-
Attendance	12602	22234
Home games-Avg/Game	14-900	16-1390
Neutral site-Avg/Game	-	2-760

Team Results

Date	Opponent	Score	Att.
11/06/2023	at Arizona St.	L 55-70	821
11/10/2023	New Mexico St.	W 58-55	712
11/15/2023	at A&M-Corpus Christi	Wot 66-59	779
11/18/2023	at UT Arlington	W 70-66	832
11/20/2023	at Texas Tech	L 58-63	4155
11/25/2023	at Sam Houston	W 63-56	235
11/30/2023	Texas St.	Lot 57-65	1535
12/03/2023	UTEP	W 90-66	926
12/14/2023	Houston	L 64-66	869
12/17/2023	at Oregon	L 48-61	5549
12/19/2023	at Seattle U	W 75-64	339
12/30/2023	at Temple	L 58-71	1324
01/02/2024	at East Carolina	L 54-82	956
01/06/2024	Wichita St.	W 74-60	722
01/10/2024	at Fla. Atlantic	W 73-60	243
01/14/2024	Charlotte	Wot2 81-80	671
01/16/2024	South Fla.	W 65-42	758
01/21/2024	at UAB	L 53-54	406
01/27/2024	at SMU	L 58-75	1396
01/31/2024	North Texas	Wot 75-67	924
02/04/2024	Tulane	L 64-75	990
02/11/2024	UAB	W 76-58	738
02/14/2024	at Tulsa	L 70-74	1177
02/18/2024	at North Texas	W 66-63	1826
02/22/2024	Temple	L 48-56	881
02/25/2024	Fla. Atlantic	W 76-60	751
02/28/2024	at Memphis	L 53-60	973
03/02/2024	at Wichita St.	W 68-61	1223
03/05/2024	Rice	W 60-52	1252
03/11/2024	vs South Fla.	W 58-56	0
03/12/2024	vs East Carolina	L 54-55	1520
03/21/2024	Northern Colo.	W 80-62	873

2023-24 NCAA RANKING SUMMARY

Statistic	National Rank	Conference Rank	Value	National Leader	Value	Conference Leader	Value
Assist/Turnover Ratio (349 ranked)	200	9	0.79	Green Bay	1.75	South Fla.	1.10
Assists Per Game (349 ranked)	128	8	13.7	Iowa	21.9	Tulane	15.8
Bench Points Per Game (349 ranked)	106	7	20.0	Murray St.	36.3	North Texas	24.4
Blocks Per Game (349 ranked)	27	3	4.7	South Carolina	8.0	East Carolina	5.3
Field Goal Percentage (349 ranked)	214	8	39.7	Indiana	51.0	North Texas	46.3
Field Goal Percentage Defense (349 ranked)	15	1	36.0	South Carolina	32.0	UTSA	36.0
Fouls Per Game (349 ranked)	318	12	19.4	Dartmouth	10.8	Tulane	14.8
Free Throw Attempts Per Game (349 ranked)	241	12	15.03	LSU	26.73	North Texas	23.47
Free Throw Percentage (349 ranked)	321	12	65.1	Creighton	82.5	Tulane	76.8
Free Throws Made Per Game (349 ranked)	291	14	9.78	LSU	20.03	North Texas	15.88
Rebound Margin (349 ranked)	15	1	8.5	UCLA	13.9	UTSA	8.5
Rebounds (Defensive) Per Game (349 ranked)	25	2	28.7	James Madison	32.3	Tulsa	29.1
Rebounds (Offensive) Per Game (349 ranked)	8	3	16.0	Ga. Southern	17.8	Memphis	16.9
Rebounds Per Game (349 ranked)	6	1	44.75	Troy	47.63	UTSA	44.75
Scoring Defense (349 ranked)	145	5	62.9	UAlbany	51.3	South Fla.	60.2
Scoring Margin (349 ranked)	164	8	1.7	South Carolina	29.8	North Texas	10.2
Scoring Offense (349 ranked)	179	9	64.6	Iowa	92.8	North Texas	74.3
Steals Per Game (349 ranked)	263	11	6.6	Niagara	15.3	Memphis	10.7
Three Point Attempts Per Game (349 ranked)	245	10	16.9	Marshall	31.7	Tulsa	26.6
Three Point Percentage (349 ranked)	249	12	29.1	Indiana	40.2	UAB	35.7
Three Point Percentage Defense (349 ranked)	96	6	29.4	VCU	24.3	North Texas	27.0
Three Pointers Per Game (349 ranked)	252	10	4.9	Iowa	11.3	Tulsa	8.9
Turnover Margin (349 ranked)	311	14	-3.44	West Virginia	8.87	Temple	4.66
Turnovers Forced Per Game (349 ranked)	288	11	13.84	Niagara	27.73	East Carolina	21.12
Turnovers Per Game (349 ranked)	271	13	17.3	Colorado St.	9.1	South Fla.	13.4
Winning Percentage (349 ranked)	144	7	56.3	South Carolina	100.0	Tulsa	72.7

Statistic	Player	National Rank	Conference Rank	Value	National Leader	Value	Conference Leader	Value
Assist/Turnover Ratio (250 ranked)	Kyra White Sidney Love	111 249	3 9	1.66 1.12	Kiara Jackson, UNLV	3.43	Aerial Wilson, South Fla.	2.30
Assists (150 ranked)	Kyra White	43	2	158	Caitlin Clark, Iowa	294	Denim DeShields, UAB	170
Assists Per Game (250 ranked)	Kyra White Sidney Love	44 228	2 9	4.9 3.3	Caitlin Clark, Iowa	8.9	Denim DeShields, UAB	5.3
Blocks (142 ranked)	Elyssa Coleman	75	6	45	Cameron Brink, Stanford	109	Tatyana Wyche, East Carolina	51
Blocks Per Game (248 ranked)	Elyssa Coleman Kyra White	81 197	6 10	1.45 1.03	Cameron Brink, Stanford	3.52	Amirah Abdur-Rahim, SMU	1.72
Double Doubles (44 ranked)					Lauren Gustin, BYU	30	Tommisha Lampkin, North Texas Amiya Joyner, East Carolina Mia Moore, UAB	13 13 13
Field Goal Attempts (149 ranked)					Caitlin Clark, Iowa	748	Danae McNeal, East Carolina	615
Field Goal Percentage (250 ranked)					Mackenzie Holmes, Indiana	66.7	Tommisha Lampkin, North Texas	61.6
Field Goals (149 ranked)					Caitlin Clark, Iowa	344	Danae McNeal, East Carolina	252
Free Throw Attempts (147 ranked)					JuJu Watkins, Southern California	246	DesiRay Kernal, North Texas	200
Free Throw Percentage (250 ranked)					Maya McDermott, UNI	96.3	Delanie Crawford, Tulsa	83.6
Free Throws (149 ranked)					JuJu Watkins, Southern California	208	DesiRay Kernal, North Texas	154
Minutes Per Game (150 ranked)	Kyra White	76	3	34.83	Benthe Versteeg, Sacramento St.	38.43	Madison Griggs, Memphis	37.03
Points (199 ranked)					Caitlin Clark, Iowa	1,054	Temira Poindexter, Tulsa	696
Points Per Game (247 ranked)					Caitlin Clark, Iowa	31.9	Temira Poindexter, Tulsa	21.1
Rebounds (148 ranked)					Lauren Gustin, BYU	504	Amiya Joyner, East Carolina	309
Rebounds (Defensive) Per Game (30 ranked)					Lauren Gustin, BYU	10.1		
Rebounds (Offensive) Per Game (30 ranked)					Angel Reese, LSU	5.6	Daniela Abies, Wichita St.	4.1
Rebounds Per Game (250 ranked)	Elyssa Coleman	161	10	7.4	Lauren Gustin, BYU	15.3	Amiya Joyner, East Carolina	10.0
Steals (141 ranked)					Hannah Hidalgo, Notre Dame	147	Danae McNeal, East Carolina	107
Steals Per Game (250 ranked)					Hannah Hidalgo, Notre Dame	4.59	Danae McNeal, East Carolina	3.24
Three Point Attempts (149 ranked)					Caitlin Clark, Iowa	454	Temira Poindexter, Tulsa	255
Three Point Percentage (156 ranked)					Hannah Kohn, Chattanooga	47.9	Maddie Walsh, UAB	41.8
Three Pointers (149 ranked)					Caitlin Clark, Iowa	173	Madison Griggs, Memphis	92
Three Pointers Per Game (249 ranked)					Caitlin Clark, Iowa	5.24	Madison Griggs, Memphis	3.07
Triple Doubles (7 ranked)					Caitlin Clark, Iowa	6		

2023-24 ROADRUNNER TRACKER

CAREER TRACKER

UTSA RECORDS

1500 POINTS		100 STEALS		POINTS		CAREER POINTS		SEASON	
Jordyn Jenkins*	1314 (836 at UTSA)	Kyra White*	117 (68 at UTSA)	1. Starlite Williams, 1983-87	1,607	1. Jordyn Jenkins 2022-23	659		
Hailey Atwood*	1,018 (265 at UTSA)	Hailey Atwood*	98 (35 at UTSA)	2. Angel Singleton, 1994-98	1,565	2. Tammy Rogers, 1990-91	583		
1000 POINTS		Jordyn Jenkins*	91 (55 at UTSA)	3. Margaret Martinovich, 1981-85	1,480	3. Starlite Williams, 1986-87	538		
Elyssa Coleman	866	Sidney Love	79	4. Monica Gibbs, 2005-09	1,460	4. Loryn Goodwin, 2016-17	525		
Kyra White*	713 (575 at UTSA)	Elyssa Coleman	51	5. Tisha Boldt, 1986-91	1,379	5. Monica Gibbs, 2008-09	514		
Sidney Love	596	50 STEALS		6. Kamra King, 2011-15	1,367	6. Starlite Williams, 1984-85	493		
500 POINTS		Sarai Estupiñan*	44 (0 at UTSA)	7. Tammy Rogers, 1987-91	1,343	7. Vivian Ewalefo, 2006-07	480		
Sarai Estupiñan*	396 (0 at UTSA)	Maya Linton	41	8. Michelle Martin, 1989-93	1,192	8. Margaret Martinovich, 1982-83	469		
Aysia Proctor	306	Nissa Sam-Grant*	26 (2 at UTSA)	9. Sharon Wilson, 1985-89	1,173	9. Valerie Wells, 1983-84	452		
Nissa Sam-Grant*	273 (21 at UTSA)	Madison Cockrell	23	10. Tesha Smith, 2013-17	1,169	10. Margaret Martinovich, 1984-85	451		
Idara Udo	240	Alexis Parker	16	REBOUNDS		CAREER REBOUNDS		SEASON	
Maya Linton	139	Aysia Proctor	17	1. Monica Gibbs, 2005-09	990	1. Onika Anderson, 2008-09	351		
Siena Guttadauro	139	Idara Udo	15	2. Tesha Smith, 2013-17	800	2. Monica Gibbs, 2008-09	309		
Cheyenne Rowe*	106 (68 at UTSA)	Siena Guttadauro	10	3. Margaret Martinovich, 1981-85	778	3. Ryba Pawlaczyk, 2008-09	297		
100 POINTS		Kyleigh McGuire	7	4. Angel Singleton, 1993-98	730	4. Marie Benson, 2018-19	289		
Madison Cockrell	95	Cheyenne Rowe*	7 (5 at UTSA)	5. Marie Benson, 2016-19	680	5. Cindy Pavell, 1981-82	271		
Kyleigh McGuire	93	Emma Lucio	1	6. Tisha Boldt, 1986-91	675	6. Ashleigh Franklin, 2009-10	268		
Alexis Parker	78	250 BLOCKS		7. Starlite Williams, 83-87	636	7. Tisha Boldt, 1987-88	262		
Emma Lucio	15	Elyssa Coleman	140	8. Akunna Elonu, 2012-15	607	8. Marie Benson, 2017-18	249		
1000 REBOUNDS		Nissa Sam-Grant*	135 (9 at UTSA)	9. Michelle Martin, 1989-93	590	9. Margaret Martinovich, 1982-83	247		
Elyssa Coleman	587	100 BLOCKS		10. Elyssa Coleman, 2021-Pres.	581	10. Monica Gibbs, 2007-08	246		
Hailey Atwood*	560 (255 at UTSA)	Kyra White*	85 (60 at UTSA)	ASSISTS		CAREER ASSISTS		SEASON	
Jordyn Jenkins*	553 (317 at UTSA)	Jordyn Jenkins*	78 (47 at UTSA)	1. Monica Gibbs, 2005-09	693	1. Monica Gibbs, 2008-09	221		
500 REBOUNDS		50 BLOCKS		2. Tammy Rogers, 1987-91	377	2. Joyce Howard, 1997-98	201		
Kyra White*	453 (322 at UTSA)	Hailey Atwood*	35 (15 at UTSA)	3. Rhonda Hoffman, 1983-87	375	3. Monica Gibbs, 2007-08	195		
Nissa Sam-Grant*	413 (21 at UTSA)	Idara Udo	25	4. Sharon Wilson, 1985-89	355	4. Tammy Rogers, 1990-91	188		
Sidney Love	222	10 BLOCKS		5. Joyce Howard, 1996-98	333	5. Shelley Seale, 1982-83	173		
Maya Linton	203	Maya Linton	10	6. Shelley Seale, 1981-83	296	6. Kyra White, 2023-24	149		
Idara Udo	193	Sidney Love	9	7. Kyra White, 2022-Pres.	292	7. Kyra White, 2022-23	143		
Aysia Proctor	158	Aysia Proctor	7	8. Kim Reed, 2001-05	272	8. Monica Gibbs, 2006-07	139		
Cheyenne Rowe*	112 (73 at UTSA)	Cheyenne Rowe*	6 (2 at UTSA)	9. Karen Kroen, 1983-87	263	9. Monica Gibbs, 2005-06	138		
Kyleigh McGuire	104	Alexis Parker		10. Kim Maxwell, 1981-84	259	10. Loryn Goodwin, 2016-17	134		
100 REBOUNDS		Kyleigh McGuire		STEALS		CAREER STEALS		SEASON	
Sarai Estupiñan*	99 (0 at UTSA)	Siena Guttadauro		1. Starlite Williams, 1983-87	281	1. Loryn Goodwin, 2016-17	94		
Siena Guttadauro	59	Madison Cockrell		2. Kamra King, 2011-15	240	2. Starlite Williams, 1986-87	92		
Madison Cockrell	57	* Includes totals from previous schools		3. Michelle Martin, 1989-93	227	3. Jady Pimentel, 2021-22	83		
Alexis Parker	51			4. Sharon Wilson, 1985-89	223	4. Joyce Howard, 1997-98	79		
Emma Lucio	11			5. Rhonda Hoffman, 1983-87	222	5. Michelle Martin, 1991-92	76		
500 ASSISTS				6. Monica Gibbs, 2005-09	207	6. Michelle Martin, 1992-93	76		
Kyra White*	428 (301 at UTSA)			7. Terrie Davis, 2004-08	173	7. Tammy Rogers, 1990-91	74		
Hailey Atwood*	232 (74 at UTSA)			8. Tammy Rogers, 1987-91	165	8. Sharon Wilson, 1988-89	71		
Sidney Love	172			9. Ashley Spaletta, 2011-15	153	9. Starlite Williams, 1983-84	70		
Sarai Estupiñan*	137 (0 at UTSA)			10. Crystal Chidomere, 2014-18	150	10. Valerie Wells, 1983-84	69		
100 ASSISTS						Amber Prose, 2000-01	69		
Jordyn Jenkins*	97 (56 at UTSA)			BLOCKS		CAREER BLOCKS		SEASON	
Elyssa Coleman	52			1. Elyssa Coleman, 2021-Pres.	140	1. Alysse Davis, 2010-11	78		
Nissa Sam-Grant*	47 (1 at UTSA)			2. Whitney Wright, 2009-13	105	2. Kim Duncan, 1984-85	57		
Aysia Proctor	42			3. Alysse Davis, 2008-11	98	3. Elyssa Coleman, 2022-23	57		
Siena Guttadauro	35			4. Marie Benson, 2016-19	94	4. Ryba Pawlaczyk, 2008-09	56		
Alexis Parker	27			5. Kim Duncan, 1983-85	93	5. Mantha Emory, 1994-95	50		
Idara Udo	25			6. Starlite Williams, 1983-87	88	6. Whitney Wright, 2011-12	48		
Madison Cockrell	24			7. Timea Toth, 2016-20	87	7. Elyssa Coleman, 2023-24	45		
Maya Linton	21			8. Mantha Emory, 1993-95	81	8. Timea Toth, 2019-20	44		
Kyleigh McGuire	12			9. Tesha Smith, 2013-17	72	9. Keelah Wilson, 1999-00	41		
Cheyenne Rowe*	8 (6 at UTSA)			10. Lacy Mingee, 2001-06	70	10. Whitney Wright, 2012-13	39		
Emma Lucio	7								

PLAYER GAME-BY-GAME STATISTICS

0

ELYSSA COLEMAN



Redshirt Junior • Forward • 6-3 • Houston, Texas • Atascocita HS • Texas

Coleman's Career and 2023-24 Game Highs

Career / Last	Category	2023-24 / Last
32 / January 6, 2024 vs Wichita State	Points	32 / January 6, 2024 vs Wichita State
19 / January 6, 2024 vs Wichita State	Rebounds	19 / January 6, 2024 vs Wichita State
3 / December 19, 2022	Assists	2, 3x / March 2, 2024 at Wichita State
4 / February 4, 2024 vs Tulane	Steals	4 / February 4, 2024 vs Tulane
6 / January 21, 2023 at FIU	Blocks	4, 2x / January 31, 2024 vs North Texas
14 / January 6, 2024 vs Wichita State	FG Made	14 / January 6, 2024 vs Wichita State
20 / January 6, 2024 vs Wichita State	FG Attempted	20 / January 6, 2024 vs Wichita State
1, 10x / March 11, 2024 vs South Florida	3PT Made	1, 3x / March 11, 2024 vs South Florida
3, 2x / January 31, 2024 vs North Texas	3PT Attempted	3 / January 31, 2024 vs North Texas
7 / March 10, 2022 vs Western Kentucky	FT Made	4, 2x / January 6, 2024 vs Wichita State
10 / March 10, 2022 vs Western Kentucky	FT Attempted	6, 2x / January 6, 2024 vs Wichita State
38 / March 10, 2022 vs Western Kentucky	Minutes	36 / January 31, 2024 vs North Texas

#0 COLEMAN, Elyssa

2023-24 STATISTICS

Opponent	Date	GS	MIN	Total		3-Pointers		Free throws		Rebounds				PF	A	TO	BLK	STL	PTS	AVG	
				FG-FGA	PCT	3FG-3FGA	PCT	FT-FTA	PCT	OFF	DEF	TOT	AVG								
at Arizona St.	11/06/2023	*	10:23	0-6	.000	0-0	.000	0-0	.000	1	1	2	2.0	5	0	2	1	0	0	0.0	
New Mexico St.	11/10/2023	*	26:06	3-9	.333	0-1	.000	1-1	1.000	2	5	7	4.5	2	0	4	4	1	7	3.5	
at A&M-Corpus Christi	11/15/2023	*	29:07	7-13	.538	0-0	.000	0-0	.000	1	3	4	4.3	5	0	3	1	1	14	7.0	
at UT Arlington	11/18/2023	*	26:04	2-6	.333	0-1	.000	0-0	.000	2	6	8	5.3	2	1	3	2	0	4	6.3	
at Texas Tech	11/20/2023	*	27:45	3-8	.375	0-0	.000	0-2	.000	2	6	8	5.8	2	0	4	3	0	6	6.2	
at Sam Houston	11/25/2023	*	31:55	8-13	.615	0-0	.000	1-4	.250	3	3	6	5.8	5	0	1	3	2	17	8.0	
Texas St.	11/30/2023	*	33:11	4-13	.308	0-0	.000	3-4	.750	2	7	9	6.3	2	1	1	2	0	11	8.4	
UTEP	12/03/2023	*	25:01	11-13	.846	1-1	1.000	0-0	.000	2	6	8	6.5	3	0	3	1	0	23	10.3	
Houston	12/14/2023	*	28:40	3-6	.500	0-0	.000	0-0	.000	1	6	7	6.6	3	1	0	0	1	6	9.8	
at Oregon	12/17/2023	*	28:39	3-17	.176	0-0	.000	1-2	.500	7	6	13	7.2	2	0	1	0	1	7	9.5	
at Seattle U	12/19/2023	*	29:24	7-12	.583	0-0	.000	4-4	1.000	2	7	9	7.4	4	1	2	2	1	18	10.3	
at Temple	12/30/2023	*	32:27	5-11	.455	0-0	.000	1-1	1.000	1	6	7	7.3	3	1	0	2	0	11	10.3	
at East Carolina	01/02/2024	*	24:48	4-13	.308	0-1	.000	3-6	.500	4	0	4	7.1	5	1	4	1	2	11	10.4	
Wichita St.	01/06/2024	*	30:49	14-20	.700	0-0	.000	4-6	.667	6	13	19	7.9	3	1	1	3	1	32	11.9	
at Fla. Atlantic	01/10/2024	*	28:34	8-11	.727	0-0	.000	0-0	.000	3	7	10	8.1	2	1	1	2	0	16	12.2	
Charlotte	01/14/2024	*	30:00	5-12	.417	0-1	.000	2-2	1.000	0	3	3	7.8	5	2	2	1	0	12	12.2	
South Fla.	01/16/2024	*	14:14	0-2	.000	0-0	.000	2-4	.500	0	4	4	7.5	4	0	1	1	0	2	11.6	
at UAB	01/21/2024	*	34:10	4-11	.364	1-1	1.000	0-0	.000	2	6	8	7.6	2	1	2	1	1	9	11.4	
at SMU	01/27/2024	*	22:25	4-8	.500	1-1	1.000	2-2	1.000	2	4	6	7.5	1	2	3	0	0	11	11.4	
North Texas	01/31/2024	*	36:47	4-14	.286	0-3	.000	1-2	.500	1	8	9	7.6	1	2	1	4	2	9	11.3	
Tulane	02/04/2024	*	35:09	9-19	.474	0-0	.000	3-4	.750	9	3	12	7.8	3	1	1	0	4	21	11.8	
at Tulsa	02/14/2024	*	16:05	1-6	.167	0-0	.000	1-2	.500	2	1	3	7.5	2	0	4	0	0	3	11.4	
at North Texas	02/18/2024	*	23:52	4-8	.500	0-0	.000	1-2	.500	3	6	9	7.6	4	0	1	0	0	9	11.3	
Temple	02/22/2024	*	31:41	4-9	.444	0-0	.000	2-4	.500	3	8	11	7.8	2	1	1	4	1	10	11.2	
Fla. Atlantic	02/25/2024	*	18:06	1-6	.167	0-0	.000	0-0	.000	6	5	11	7.9	4	1	2	2	2	2	10.8	
at Memphis	02/28/2024	*	24:45	5-11	.455	0-0	.000	0-0	.000	2	3	5	7.8	5	0	3	2	0	10	10.8	
at Wichita St.	03/02/2024	*	30:18	6-12	.500	0-1	.000	1-2	.500	2	9	11	7.9	2	2	3	1	0	13	10.9	
Rice	03/05/2024	*	17:06	4-10	.400	1-2	.500	5-7	.714	2	4	6	7.8	4	1	3	0	0	14	11.0	
vs South Fla.	03/11/2024	*	20:56	3-6	.500	1-1	1.000	2-4	.500	2	2	4	7.7	4	0	2	1	0	9	10.9	
vs East Carolina	03/12/2024	*	28:30	4-10	.400	0-2	.000	0-2	.000	1	1	2	7.5	1	0	1	0	2	8	10.8	
Northern Colo.	03/21/2024	*	19:17	2-8	.250	0-1	.000	0-0	.000	2	2	4	7.4	2	0	0	1	0	4	10.6	
Totals			29	816:15	142-323	.440	5-17	.294	40-67	.597	78	151	229	7.4	94	21	60	45	22	329	10.6

Player Averages

Games Played	Minutes/game	Points/game	FG Pct	3FG Pct	FT Pct	Rebounds/game	Assists/game	Turnovers/game	Assist/Turnover ratio	Steals/game	Blocks/game
31	26.3	10.6	44.0	29.4	59.7	7.4	0.7	1.9	0.4	0.7	1.5

PLAYER GAME-BY-GAME STATISTICS



1

HAILEY ATWOOD

Graduate Student • Guard • 5-8 • Austin, Texas • James Bowie HS • Blinn College

Atwood's NCAA Career and 2023-24 Game Highs

Career / Last	Category	2023-24 / Last
13 / February 25, 2023 vs FIU	Points	8 / December 19, 2023 at Seattle U
8, 2x / February 17, 2022 vs Southern Miss	Rebounds	4, 2x / January 16, 2024 vs South Florida
5 / February 23, 2023 vs Florida Atlantic	Assists	3, 2x / January 31, 2024 vs North Texas
3, 2x / February 23, 2023 vs Florida Atlantic	Steals	2 / January 2, 2024 at East Carolina
1, 13x / March 21, 2024 vs Northern Colorado	Blocks	1, 4x / March 21, 2024 vs Northern Colorado
6 / February 2, 2023 vs Western Kentucky	FG Made	4, 2x / March 21, 2024 vs Northern Colorado
12 / February 25, 2023 vs FIU	FG Attempted	7 / December 19, 2023 at Seattle U
2, 2x / February 25, 2023 vs FIU	3PT Made	1, 5x / March 21, 2024 vs Northern Colorado
5 / February 25, 2023 vs FIU	3PT Attempted	3, 2x / February 25, 2024 vs Florida Atlantic
2, 11x / November 24, 2023 at Sam Houston	FT Made	2 / November 24, 2023 at Sam Houston
3, 2x / February 23, 2023 vs Florida Atlantic	FT Attempted	2, 3x / March 11, 2024 vs South Florida
34 / March 10, 2022 vs Western Kentucky	Minutes	24 / December 19, 2023 at Seattle U

2023-24 STATISTICS

#1 ATWOOD, Hailey

Opponent	Date	GS	MIN	Total		3-Pointers		Free throws		Rebounds				PF	A	TO	BLK	STL	PTS	AVG
				FG-FGA	PCT	3FG-3FGA	PCT	FT-FTA	PCT	OFF	DEF	TOT	AVG							
at Arizona St.	11/06/2023	*	16:39	0-2	.000	0-0	.000	0-0	.000	1	0	1	1.0	2	0	3	0	0	0	0.0
New Mexico St.	11/10/2023	*	19:46	0-2	.000	0-1	.000	0-0	.000	0	1	1	1.0	2	0	2	0	0	0	0.0
at A&M-Corpus Christi	11/15/2023		02:47	0-1	.000	0-0	.000	0-0	.000	0	0	0	0.7	3	0	1	0	0	0	0.0
at UT Arlington	11/18/2023		10:11	0-0	.000	0-0	.000	0-0	.000	0	2	2	1.0	1	1	0	0	0	0	0.0
at Texas Tech	11/20/2023		03:13	0-0	.000	0-0	.000	0-0	.000	0	2	2	1.2	0	0	2	0	0	0	0.0
at Sam Houston	11/25/2023		10:27	0-1	.000	0-0	.000	2-2	1.000	2	1	3	1.5	3	1	1	1	0	2	0.3
Texas St.	11/30/2023		06:02	0-0	.000	0-0	.000	0-0	.000	0	1	1	1.4	1	1	0	0	0	0	0.3
UTEP	12/03/2023	*	18:22	1-2	.500	0-0	.000	0-0	.000	0	1	1	1.4	1	2	2	0	0	2	0.5
Houston	12/14/2023	*	15:24	0-1	.000	0-1	.000	0-0	.000	0	2	2	1.4	0	2	3	0	0	0	0.4
at Oregon	12/17/2023	*	12:08	0-0	.000	0-0	.000	0-0	.000	1	1	2	1.5	1	1	3	0	0	0	0.4
at Seattle U	12/19/2023	*	24:38	4-7	.571	0-1	.000	0-0	.000	0	1	1	1.5	2	1	1	0	1	8	1.1
at Temple	12/30/2023	*	08:28	1-1	1.000	0-0	.000	0-0	.000	1	0	1	1.4	3	0	1	0	1	2	1.2
at East Carolina	01/02/2024	*	14:46	1-1	1.000	1-1	1.000	1-2	.500	1	3	4	1.6	1	3	2	0	2	4	1.4
at Fla. Atlantic	01/10/2024		09:06	1-1	1.000	1-1	1.000	0-0	.000	1	0	1	1.6	1	1	0	0	1	3	1.5
Charlotte	01/14/2024		23:47	2-4	.500	1-3	.333	0-0	.000	1	0	1	1.5	3	1	1	0	0	5	1.7
South Fla.	01/16/2024		14:42	0-0	.000	0-0	.000	0-0	.000	0	4	4	1.7	2	0	1	0	0	0	1.6
at UAB	01/21/2024		15:17	0-1	.000	0-1	.000	0-0	.000	0	2	2	1.7	2	0	1	0	0	0	1.5
at SMU	01/27/2024		07:39	0-2	.000	0-1	.000	0-0	.000	0	0	0	1.6	1	0	0	1	0	0	1.4
North Texas	01/31/2024		15:43	2-4	.500	0-1	.000	1-1	1.000	1	1	2	1.6	1	3	1	0	1	5	1.6
Tulane	02/04/2024		08:06	0-0	.000	0-0	.000	0-0	.000	0	0	0	1.6	0	0	0	0	0	0	1.6
UAB	02/11/2024		08:43	0-0	.000	0-0	.000	0-0	.000	0	1	1	1.5	0	0	1	0	0	0	1.5
at North Texas	02/18/2024		05:12	0-0	.000	0-0	.000	0-0	.000	0	0	0	1.5	1	0	0	0	0	0	1.4
Temple	02/22/2024		06:08	0-0	.000	0-0	.000	0-0	.000	0	1	1	1.4	2	1	0	0	0	0	1.3
Fla. Atlantic	02/25/2024	*	20:08	1-5	.200	1-3	.333	0-0	.000	0	1	1	1.4	3	0	1	0	0	3	1.4
at Memphis	02/28/2024		05:36	0-1	.000	0-1	.000	0-0	.000	0	0	0	1.4	0	0	0	0	0	0	1.4
at Wichita St.	03/02/2024		07:16	0-1	.000	0-1	.000	0-0	.000	0	0	0	1.3	2	0	0	1	0	0	1.3
Rice	03/05/2024		11:50	0-1	.000	0-0	.000	2-2	1.000	1	3	4	1.4	0	0	1	1	1	2	1.3
vs South Fla.	03/11/2024		07:22	0-0	.000	0-0	.000	1-2	.500	0	1	1	1.4	1	0	0	0	0	1	1.3
vs East Carolina	03/12/2024		04:46	0-0	.000	0-0	.000	0-0	.000	0	1	1	1.4	0	0	1	0	0	0	1.3
Northern Colo.	03/21/2024	*	21:31	4-6	.667	1-1	1.000	0-0	.000	0	1	1	1.4	1	1	0	1	1	9	1.5
Totals			10 355:41	17-44	.386	5-17	.294	7-9	.778	10	31	41	1.4	40	19	29	5	8	46	1.5

Player Averages

Games Played	Minutes/game	Points/game	FG Pct	3FG Pct	FT Pct	Rebounds/game	Assists/game	Turnovers/game	Assist/Turnover ratio	Steals/game	Blocks/game
30	11.9	1.5	38.6	29.4	77.8	1.4	0.6	1.0	0.7	0.3	0.2

PLAYER GAME-BY-GAME STATISTICS

2

ALEXIS PARKER



Sophomore • Guard • 5-9 • San Antonio, Texas • Brandeis HS

Parker's Career and 2023-24 Game Highs

Career / Last	Category	2023-24 / Last
11 / December 19, 2022 at Houston.....	Points	6, 2x / February 28, 2024 at Memphis
5 / February 4, 2023 vs Middle Tennessee.....	Rebounds	4 / January 31, 2024 vs North Texas
3, 4x / November 15, 2023 at Texas A&M-Corpus Christi.....	Assists	3 / November 15, 2023 at Texas A&M-Corpus Christi
3 / December 19, 2022 at Houston.....	Steals	2 / November 18, 2023 at UT Arlington
1, 5x / February 11, 2024 vs UAB.....	Blocks.....	1, 4x / February 11, 2024 vs UAB
4 / December 19, 2022 at Houston.....	FG Made.....	2, 2x / February 28, 2024 at Memphis
7 / December 19, 2022 at Houston.....	FG Attempted.....	6, 2x / January 31, 2024 vs North Texas
1, 7x / February 11, 2023 vs UTEP.....	3PT Made.....	N/A
4 / February 11, 2023 vs UTEP.....	3PT Attempted.....	2, 2x / November 18, 2023 at UT Arlington
2, 13x / February 28, 2024 at Memphis.....	FT Made.....	2, 4x / February 28, 2024 at Memphis
4, 2x / November 18, 2023 at UT Arlington.....	FT Attempted.....	4, 2x / November 18, 2023 at UT Arlington
31 / December 10, 2022 vs Idaho.....	Minutes.....	19, 2x / November 18, 2023 at UT Arlington

#2 PARKER, Alexis

2023-24 STATISTICS

Opponent	Date	GS	MIN	Total		3-Pointers		Free throws		Rebounds				PF	A	TO	BLK	STL	PTS	AVG
				FG-FGA	PCT	3FG-3FGA	PCT	FT-FTA	PCT	OFF	DEF	TOT	AVG							
at Arizona St.	11/06/2023		08:26	1-3	.333	0-1	.000	1-4	.250	0	0	0	0.0	0	0	1	0	0	3	3.0
New Mexico St.	11/10/2023		06:30	0-0	.000	0-0	.000	0-2	.000	0	0	0	0.0	0	0	0	0	0	0	1.5
at A&M-Corpus Christi	11/15/2023	*	19:24	0-3	.000	0-2	.000	0-0	.000	0	2	2	0.7	1	3	2	0	1	0	1.0
at UT Arlington	11/18/2023	*	19:52	1-6	.167	0-2	.000	2-4	.500	1	1	2	1.0	2	2	3	0	2	4	1.8
at Texas Tech	11/20/2023	*	19:01	2-3	.667	0-1	.000	0-0	.000	0	2	2	1.2	1	0	2	0	1	4	2.2
at Sam Houston	11/25/2023		07:47	0-0	.000	0-0	.000	0-2	.000	1	1	2	1.3	0	0	1	1	0	0	1.8
Texas St.	11/30/2023		12:21	0-3	.000	0-1	.000	0-0	.000	1	0	1	1.3	2	0	1	0	0	0	1.6
UTEP	12/03/2023		03:17	0-2	.000	0-0	.000	0-0	.000	2	0	2	1.4	1	0	1	0	0	0	1.4
Houston	12/14/2023		02:57	0-1	.000	0-1	.000	2-2	1.000	0	1	1	1.3	0	0	0	0	0	2	1.4
at Seattle U	12/19/2023		00:43	0-0	.000	0-0	.000	0-0	.000	0	0	0	1.2	0	0	0	0	0	0	1.3
at Temple	12/30/2023		04:02	0-1	.000	0-0	.000	0-0	.000	0	0	0	1.1	1	0	0	0	0	0	1.2
at East Carolina	01/02/2024		03:27	0-1	.000	0-1	.000	1-2	.500	1	0	1	1.1	0	1	1	0	0	1	1.2
South Fla.	01/16/2024		03:26	0-0	.000	0-0	.000	0-0	.000	0	0	0	1.0	2	0	0	0	0	0	1.1
North Texas	01/31/2024		16:60	2-6	.333	0-1	.000	2-3	.667	1	3	4	1.2	1	0	0	1	0	6	1.4
Tulane	02/04/2024		09:20	0-2	.000	0-1	.000	0-0	.000	1	0	1	1.2	0	0	1	1	0	0	1.3
UAB	02/11/2024		10:16	1-1	1.000	0-0	.000	0-0	.000	0	2	2	1.3	0	2	1	1	1	2	1.4
at Tulsa	02/14/2024		10:38	0-0	.000	0-0	.000	0-0	.000	0	1	1	1.2	0	0	0	0	0	0	1.3
at North Texas	02/18/2024		01:35	0-0	.000	0-0	.000	0-0	.000	0	1	1	1.2	0	0	0	0	0	0	1.2
Temple	02/22/2024		05:47	0-1	.000	0-0	.000	0-0	.000	0	0	0	1.2	0	0	0	0	0	0	1.2
at Memphis	02/28/2024		12:40	2-4	.500	0-0	.000	2-2	1.000	1	0	1	1.2	0	1	0	0	0	6	1.4
Totals		3	178:27	9-37	.243	0-11	.000	10-21	.476	9	14	23	1.2	11	9	14	4	5	28	1.4

Player Averages

Games Played	Minutes/game	Points/game	FG Pct	3FG Pct	FT Pct	Rebounds/game	Assists/game	Turnovers/game	Assist/Turnover ratio	Steals/game	Blocks/game
20	8.9	1.4	24.3	0.0	47.6	1.2	0.5	0.7	0.6	0.3	0.2

PLAYER GAME-BY-GAME STATISTICS

3

EMMA LUCIO



Freshman • Guard • 5-9 • Edinburg, Texas • Robert Vela HS

Lucio's Career and 2023-24 Game Highs

Career / Last	Category	2023-24 / Last
3, 3x / January 26, 2024 at SMU	Points	3, 3x / January 26, 2024 at SMU
3 / January 2, 2024 at East Carolina	Rebounds	3 / January 2, 2024 at East Carolina
2, 2x / January 14, 2024 vs Charlotte	Assists	2, 2x / January 14, 2024 vs Charlotte
1 / January 14, 2024 vs Charlotte	Steals	1 / January 14, 2024 vs Charlotte
N/A	Blocks	N/A
1, 5x / February 11, 2024 vs UAB	FG Made	1, 5x / February 11, 2024 vs UAB
9 / January 2, 2024 at East Carolina	FG Attempted	9 / January 2, 2024 at East Carolina
1, 2x / January 26, 2024 at SMU	3PT Made	1, 2x / January 26, 2024 at SMU
6 / January 2, 2024 at East Carolina	3PT Attempted	6 / January 2, 2024 at East Carolina
2 / January 14, 2024 vs Charlotte	FT Made	2 / January 14, 2024 vs Charlotte
4 / January 2, 2024 at East Carolina	FT Attempted	4 / January 2, 2024 at East Carolina
21 / January 2, 2024 at East Carolina	Minutes	21 / January 2, 2024 at East Carolina

#3 LUCIO, Emma

2023-24 STATISTICS

Opponent	Date	GS	MIN	Total		3-Pointers		Free throws		Rebounds				PF	A	TO	BLK	STL	PTS	AVG
				FG-FGA	PCT	3FG-3FGA	PCT	FT-FTA	PCT	OFF	DEF	TOT	AVG							
at Sam Houston	11/25/2023		11:22	0-1	.000	0-0	.000	0-0	.000	0	2	2	2.0	1	0	1	0	0	0	0.0
UTEP	12/03/2023		05:42	1-2	.500	1-2	.500	0-0	.000	0	0	0	1.0	0	0	1	0	0	3	1.5
at East Carolina	01/02/2024		21:05	1-9	.111	0-6	.000	1-4	.250	1	2	3	1.7	2	2	2	0	0	3	2.0
Wichita St.	01/06/2024		10:32	1-4	.250	0-2	.000	0-0	.000	1	0	1	1.5	2	0	0	0	0	2	2.0
at Fla. Atlantic	01/10/2024		10:08	0-3	.000	0-1	.000	0-0	.000	0	0	0	1.2	0	0	2	0	0	0	1.6
Charlotte	01/14/2024		10:16	0-0	.000	0-0	.000	2-2	1.000	0	1	1	1.2	1	2	1	0	1	2	1.7
South Fla.	01/16/2024		05:56	0-2	.000	0-1	.000	0-2	.000	0	2	2	1.3	0	0	3	0	0	0	1.4
at SMU	01/27/2024		10:09	1-4	.250	1-4	.250	0-0	.000	0	1	1	1.3	1	1	1	0	0	3	1.6
Tulane	02/04/2024		04:33	0-0	.000	0-0	.000	0-0	.000	0	0	0	1.1	0	1	0	0	0	0	1.4
UAB	02/11/2024		00:58	1-1	1.000	0-0	.000	0-0	.000	0	0	0	1.0	0	0	0	0	0	2	1.5
at North Texas	02/18/2024		02:22	0-0	.000	0-0	.000	0-0	.000	0	0	0	0.9	0	1	2	0	0	0	1.4
Fla. Atlantic	02/25/2024		01:13	0-0	.000	0-0	.000	0-0	.000	0	1	1	0.9	1	0	1	0	0	0	1.3
Totals		0	94:17	5-26	.192	2-16	.125	3-8	.375	2	9	11	0.9	8	7	14	0	1	15	1.3

Player Averages

Games Played	Minutes/game	Points/game	FG Pct	3FG Pct	FT Pct	Rebounds/game	Assists/game	Turnovers/game	Assist/Turnover ratio	Steals/game	Blocks/game
12	7.9	1.3	19.2	12.5	37.5	0.9	0.6	1.2	0.5	0.1	0.0

PLAYER GAME-BY-GAME STATISTICS

4

SIENA GUTTADAURO



Sophomore • Guard • 5-6 • San Jose, California • Archbishop Mitty HS

Guttadauro's Career and 2023-24 Game Highs

Career / Last	Category	2023-24 / Last
13 / March 2, 2024 at Wichita State	Points	13 / March 2, 2024 at Wichita State
4, 2x / December 17, 2023 at Oregon	Rebounds	4 / December 17, 2023 at Oregon
4 / March 2, 2024 at Wichita State	Assists	4 / March 2, 2024 at Wichita State
1, 10x / February 22, 2024 vs Temple	Steals	1 / February 22, 2024 vs Temple
1, 2x / February 4, 2024 vs Tulane	Blocks	1 / February 4, 2024 vs Tulane
4, 4x / March 2, 2024 at Wichita State	FG Made	4, 3x / March 2, 2024 at Wichita State
8, 2x / March 2, 2024 at Wichita State	FG Attempted	8 / March 2, 2024 at Wichita State
4, 2x / March 2, 2024 at Wichita State	3PT Made	4, 2x / March 2, 2024 at Wichita State
8 / March 2, 2024 at Wichita State	3PT Attempted	8 / March 2, 2024 at Wichita State
2, 4x / March 21, 2024 vs Northern Colorado	FT Made	2 / March 21, 2024 vs Northern Colorado
3 2x / February 4, 2023 vs. Middle Tennessee	FT Attempted	2, 3x / March 21, 2024 vs Northern Colorado
24 / December 10, 2022 vs Idaho	Minutes	23 / March 2, 2024 at Wichita State

2023-24 STATISTICS

#4 GUTTADAURO, Siena

Opponent	Date	GS	MIN	Total		3-Pointers		Free throws		Rebounds				PF	A	TO	BLK	STL	PTS	AVG
				FG-FGA	PCT	3FG-3FGA	PCT	FT-FTA	PCT	OFF	DEF	TOT	AVG							
at Arizona St.	11/06/2023		14:01	1-6	.167	1-6	.167	1-2	.500	0	0	0	0.0	2	3	1	0	0	4	4.0
at A&M-Corpus Christi	11/15/2023		13:45	2-4	.500	2-4	.500	0-0	.000	0	0	0	0.0	1	0	1	0	0	6	5.0
at UT Arlington	11/18/2023		10:26	1-5	.200	0-3	.000	0-0	.000	2	0	2	0.7	1	0	0	0	0	2	4.0
at Texas Tech	11/20/2023		08:37	0-2	.000	0-2	.000	0-0	.000	0	0	0	0.5	0	0	2	0	0	0	3.0
at Sam Houston	11/25/2023		02:25	0-0	.000	0-0	.000	0-0	.000	0	1	1	0.6	0	0	1	0	0	0	2.4
Texas St.	11/30/2023		19:01	4-7	.571	3-6	.500	0-0	.000	0	1	1	0.7	0	1	0	0	0	11	3.8
UTEP	12/03/2023		18:35	4-5	.800	4-5	.800	0-0	.000	0	2	2	0.9	0	1	3	0	0	12	5.0
Houston	12/14/2023		13:17	0-2	.000	0-1	.000	0-0	.000	0	2	2	1.0	0	1	3	0	0	0	4.4
at Oregon	12/17/2023		20:26	0-4	.000	0-3	.000	0-0	.000	1	3	4	1.3	2	1	0	0	0	0	3.9
at Seattle U	12/19/2023		03:59	0-0	.000	0-0	.000	0-0	.000	0	1	1	1.3	2	0	1	0	0	0	3.5
at Temple	12/30/2023		10:01	0-2	.000	0-1	.000	0-0	.000	0	0	0	1.2	0	0	1	0	0	0	3.2
at East Carolina	01/02/2024		12:04	1-3	.333	1-2	.500	0-0	.000	2	1	3	1.3	1	1	4	0	0	3	3.2
at Fla. Atlantic	01/10/2024		02:32	0-1	.000	0-1	.000	0-0	.000	0	0	0	1.2	0	1	0	0	0	0	2.9
North Texas	01/31/2024		02:50	0-2	.000	0-1	.000	0-0	.000	0	1	1	1.2	0	0	0	0	0	0	2.7
Tulane	02/04/2024		09:26	2-2	1.000	2-2	1.000	0-0	.000	0	2	2	1.3	0	0	0	1	0	6	2.9
UAB	02/11/2024		01:55	0-0	.000	0-0	.000	0-0	.000	0	0	0	1.2	0	0	0	0	0	0	2.8
at North Texas	02/18/2024		11:32	1-3	.333	1-3	.333	0-0	.000	1	0	1	1.2	0	1	0	0	0	3	2.8
Temple	02/22/2024		04:14	0-1	.000	0-1	.000	0-0	.000	1	0	1	1.2	1	0	0	0	1	0	2.6
at Memphis	02/28/2024		00:58	0-1	.000	0-1	.000	0-0	.000	0	0	0	1.1	0	0	0	0	0	0	2.5
at Wichita St.	03/02/2024		23:00	4-8	.500	4-8	.500	1-2	.500	1	2	3	1.2	0	4	0	0	0	13	3.0
Rice	03/05/2024		05:35	0-2	.000	0-0	.000	0-0	.000	0	0	0	1.1	0	0	0	0	0	0	2.9
vs South Fla.	03/11/2024		14:40	2-4	.500	2-4	.500	0-0	.000	0	1	1	1.1	0	1	0	0	0	6	3.0
vs East Carolina	03/12/2024		10:45	0-3	.000	0-3	.000	0-0	.000	0	2	2	1.2	0	0	2	0	0	0	2.9
Northern Colo.	03/21/2024		06:11	0-2	.000	0-2	.000	2-2	1.000	0	0	0	1.1	0	0	0	0	0	2	2.8
Totals		0	240:16	22-69	.319	20-59	.339	4-6	.667	8	19	27	1.1	10	15	19	1	1	68	2.8

Player Averages

Games Played	Minutes/ game	Points/ game	FG Pct	3FG Pct	FT Pct	Rebounds/ game	Assists/ game	Turnovers/ game	Assist/Turnover ratio	Steals/ game	Blocks/ game
24	10.0	2.8	31.9	33.9	66.7	1.1	0.6	0.8	0.8	0.0	0.0

PLAYER GAME-BY-GAME STATISTICS

5

MADISON COCKRELL

Sophomore • Guard • 5-4 • Dallas, Texas • Bishop Lynch HS



Cockrell's Career and 2023-24 Game Highs

Career / Last	Category	2023-24 / Last
13 / January 2, 2024 at East Carolina	Points	13 / January 2, 2024 at East Carolina
5 / February 11, 2024 vs UAB	Rebounds	5 / February 11, 2024 vs UAB
3, 2x / January 21, 2023 at FIU	Assists	2, 2x / January 21, 2024 at UAB
3 / January 2, 2024 at East Carolina	Steals	3 / January 2, 2024 at East Carolina
1 / January 16, 2024 vs South Florida	Blocks	1 / January 16, 2024 vs South Florida
4, 3x / January 2, 2024 at East Carolina	FG Made	4 / January 2, 2024 at East Carolina
8, 2x / January 2, 2024 at East Carolina	FG Attempted	8 / January 2, 2024 at East Carolina
3, 2x / January 2, 2024 at East Carolina	3PT Made	3 / January 2, 2024 at East Carolina
6 / January 2, 2024 at East Carolina	3PT Attempted	6 / January 2, 2024 at East Carolina
3 / November 30, 2022 at Texas State	FT Made	2, 2x / January 21, 2024 at UAB
4 / November 30, 2022 at Texas State	FT Attempted	3 / February 11, 2024 vs UAB
20, 2x / January 21, 2023 at FIU	Minutes	17 / January 2, 2024 at East Carolina

#5 COCKRELL, Madison

2023-24 STATISTICS

Opponent	Date	GS	MIN	Total		3-Pointers		Free throws		Rebounds				PF	A	TO	BLK	STL	PTS	AVG	
				FG-FGA	PCT	3FG-3FGA	PCT	FT-FTA	PCT	OFF	DEF	TOT	AVG								
at Arizona St.	11/06/2023		07:43	1-4	.250	0-1	.000	1-1	1.000	1	3	4	4.0	0	1	1	0	2	3	3.0	
New Mexico St.	11/10/2023		03:42	0-1	.000	0-0	.000	0-0	.000	0	0	0	2.0	1	0	1	0	0	0	1.5	
at A&M-Corpus Christi	11/15/2023		07:24	0-1	.000	0-0	.000	0-0	.000	1	1	2	2.0	1	0	1	0	0	0	1.0	
at UT Arlington	11/18/2023		07:36	1-2	.500	1-1	1.000	0-0	.000	0	1	1	1.8	1	1	1	0	1	3	1.5	
Texas St.	11/30/2023		02:06	1-1	1.000	0-0	.000	0-0	.000	0	0	0	1.4	0	0	0	0	0	2	1.6	
UTEP	12/03/2023		02:23	1-1	1.000	1-1	1.000	0-0	.000	0	0	0	1.2	0	0	1	0	0	3	1.8	
at Seattle U	12/19/2023		01:36	0-1	.000	0-0	.000	0-0	.000	0	0	0	1.0	0	0	1	0	0	0	1.6	
at East Carolina	01/02/2024		17:01	4-8	.500	3-6	.500	2-2	1.000	0	2	2	1.1	4	0	2	0	3	13	3.0	
Wichita St.	01/06/2024		11:42	0-4	.000	0-2	.000	0-0	.000	0	0	0	1.0	0	2	1	0	1	0	2.7	
at Fla. Atlantic	01/10/2024		05:48	0-1	.000	0-1	.000	0-0	.000	0	1	1	1.0	1	0	1	0	0	0	2.4	
Charlotte	01/14/2024		13:18	0-2	.000	0-1	.000	0-0	.000	0	1	1	1.0	3	1	1	0	2	0	2.2	
South Fla.	01/16/2024		11:25	0-1	.000	0-0	.000	0-0	.000	1	3	4	1.3	1	0	0	1	1	0	2.0	
at UAB	01/21/2024		07:54	0-1	.000	0-1	.000	2-2	1.000	0	3	3	1.4	1	2	0	0	0	2	2.0	
at SMU	01/27/2024		03:00	0-0	.000	0-0	.000	0-0	.000	0	0	0	1.3	0	0	1	0	0	0	1.9	
North Texas	01/31/2024		15:04	1-1	1.000	1-1	1.000	0-0	.000	1	1	2	1.3	1	1	0	0	0	3	1.9	
Tulane	02/04/2024		09:57	1-1	1.000	0-0	.000	0-0	.000	0	0	0	1.3	2	0	0	0	0	2	1.9	
UAB	02/11/2024		15:04	1-5	.200	1-3	.333	1-3	.333	2	3	5	1.5	1	0	0	0	2	4	2.1	
at Tulsa	02/14/2024		08:48	0-2	.000	0-2	.000	0-0	.000	0	1	1	1.4	2	0	0	0	0	0	1.9	
at North Texas	02/18/2024		10:00	0-5	.000	0-3	.000	0-0	.000	1	1	2	1.5	1	1	1	0	2	0	1.8	
Temple	02/22/2024		10:57	0-1	.000	0-0	.000	1-2	.500	0	0	0	1.4	2	0	0	0	1	1	1.8	
Fla. Atlantic	02/25/2024		07:19	0-1	.000	0-0	.000	0-0	.000	0	1	1	1.4	2	0	0	0	0	0	1.7	
at Memphis	02/28/2024		08:50	0-0	.000	0-0	.000	0-0	.000	0	2	2	1.4	0	0	1	0	0	0	1.6	
at Wichita St.	03/02/2024		00:34	0-0	.000	0-0	.000	0-0	.000	0	0	0	1.3	0	0	1	0	0	0	1.6	
Rice	03/05/2024		03:51	1-1	1.000	0-0	.000	1-1	1.000	0	2	2	1.4	2	0	0	0	0	3	1.6	
Totals			0	193:01	12-45	.267	7-23	.304	8-11	.727	7	26	33	1.4	26	9	15	1	15	39	1.6

Player Averages

Games Played	Minutes/game	Points/game	FG Pct	3FG Pct	FT Pct	Rebounds/game	Assists/game	Turnovers/game	Assist/Turnover ratio	Steals/game	Blocks/game
24	8.0	1.6	26.7	30.4	72.7	1.4	0.4	0.6	0.6	0.6	0.0

PLAYER GAME-BY-GAME STATISTICS

11

SIDNEY LOVE



Sophomore • Guard • 5-8 • Cibolo, Texas. • Steele HS

Love's Career and 2023-24 Game Highs

Career / Last	Category	2023-24 / Last
26 / November 18, 2023 at UT Arlington	Points	26 / November 18, 2023 at UT Arlington
10 / January 21, 2023 at FIU	Rebounds	7, 2x / December 30, 2023 at Temple
7, 2x / December 3, 2023 vs UTEP	Assists	7 / December 3, 2023 vs UTEP
4 / January 16, 2023 at Rice	Steals	3, 2x / November 24, 2023 at Sam Houston
1, 8x / March 21, 2024 vs Northern Colorado	Blocks	1, 4x / March 21, 2024 vs Northern Colorado
9 / December 31, 2022 vs UAB	FG Made	7, 2x / January 6, 2024 vs Wichita State
18 / January 6, 2024 vs Wichita State	FG Attempted	18 / January 6, 2024 vs Wichita State
5 / December 31, 2022 vs UAB	3PT Made	2, 3x / March 21, 2024 vs Northern Colorado
9 / December 31, 2022 vs UAB	3PT Attempted	7 / January 6, 2024 vs Wichita State
13 / November 18, 2023 at UT Arlington	FT Made	13 / November 18, 2023 at UT Arlington
15 / November 18, 2023 at UT Arlington	FT Attempted	15 / November 18, 2023 at UT Arlington
38 / Match 8, 2023 vs Florida Atlantic	Minutes	37 / November 15, 2023 at Texas A&M-Corpus Christi

#11 LOVE, Sidney

2023-24 STATISTICS

Opponent	Date	GS	MIN	Total		3-Pointers		Free throws		Rebounds				PF	A	TO	BLK	STL	PTS	AVG	
				FG-FGA	PCT	3FG-3FGA	PCT	FT-FTA	PCT	OFF	DEF	TOT	AVG								
at Arizona St.	11/06/2023	*	22:47	2-6	.333	0-1	.000	3-4	.750	1	1	2	2.0	2	1	4	0	1	7	7.0	
New Mexico St.	11/10/2023	*	36:21	3-11	.273	0-4	.000	1-1	1.000	0	3	3	2.5	2	3	3	0	2	7	7.0	
at A&M-Corpus Christi	11/15/2023	*	37:06	3-8	.375	0-2	.000	4-4	1.000	1	3	4	3.0	3	5	4	0	3	10	8.0	
at UT Arlington	11/18/2023	*	33:10	6-10	.600	1-2	.500	13-15	.867	0	2	2	2.8	2	2	2	1	0	26	12.5	
at Texas Tech	11/20/2023	*	29:20	7-14	.500	1-3	.333	3-3	1.000	1	2	3	2.8	5	1	2	0	2	18	13.6	
at Sam Houston	11/25/2023	*	34:01	3-7	.429	1-1	1.000	5-6	.833	1	6	7	3.5	2	1	4	1	3	12	13.3	
Texas St.	11/30/2023	*	35:30	5-10	.500	1-4	.250	0-0	.000	0	2	2	3.3	3	3	4	0	1	11	13.0	
UTEP	12/03/2023	*	26:00	6-11	.545	1-3	.333	3-4	.750	0	5	5	3.5	1	7	1	0	0	16	13.4	
Houston	12/14/2023	*	29:35	5-12	.417	1-2	.500	2-2	1.000	0	3	3	3.4	2	2	2	0	2	13	13.3	
at Oregon	12/17/2023	*	34:38	2-15	.133	0-3	.000	5-5	1.000	3	3	6	3.7	3	2	6	0	3	9	12.9	
at Seattle U	12/19/2023	*	29:46	2-7	.286	0-0	.000	1-2	.500	0	2	2	3.5	4	6	2	0	0	5	12.2	
at Temple	12/30/2023	*	34:16	3-8	.375	1-3	.333	1-3	.333	3	4	7	3.8	3	5	7	0	0	8	11.8	
at East Carolina	01/02/2024	*	18:43	0-4	.000	0-2	.000	0-0	.000	0	1	1	3.6	2	1	3	0	2	0	10.9	
Wichita St.	01/06/2024	*	36:50	7-18	.389	2-7	.286	0-0	.000	2	1	3	3.6	2	6	1	0	2	16	11.3	
at Fla. Atlantic	01/10/2024	*	25:20	2-9	.222	0-2	.000	3-4	.750	0	3	3	3.5	3	4	1	0	2	7	11.0	
Charlotte	01/14/2024	*	25:04	2-9	.222	1-3	.333	3-4	.750	0	2	2	3.4	4	3	0	0	0	8	10.8	
South Fla.	01/16/2024	*	26:48	3-7	.429	2-3	.667	0-1	.000	1	2	3	3.4	3	1	5	0	1	8	10.6	
at UAB	01/21/2024	*	30:24	5-14	.357	1-3	.333	0-0	.000	0	3	3	3.4	3	0	1	0	0	11	10.7	
at SMU	01/27/2024	*	33:43	5-10	.500	1-4	.250	0-0	.000	0	1	1	3.3	3	2	3	0	1	11	10.7	
North Texas	01/31/2024	*	28:51	5-12	.417	1-4	.250	2-2	1.000	2	4	6	3.4	3	2	3	0	1	13	10.8	
Tulane	02/04/2024	*	28:41	4-12	.333	0-4	.000	2-2	1.000	1	2	3	3.4	4	3	5	0	1	10	10.8	
UAB	02/11/2024	*	28:52	5-14	.357	0-5	.000	1-1	1.000	0	3	3	3.4	0	6	1	0	1	11	10.8	
at Tulsa	02/14/2024	*	36:16	5-16	.313	1-6	.167	5-7	.714	0	3	3	3.3	4	2	4	0	2	16	11.0	
at North Texas	02/18/2024	*	24:40	2-9	.222	0-5	.000	0-0	.000	1	4	5	3.4	3	4	6	0	1	4	10.7	
Temple	02/22/2024	*	29:50	2-5	.400	1-2	.500	2-2	1.000	0	4	4	3.4	4	4	3	0	2	7	10.6	
Fla. Atlantic	02/25/2024	*	26:11	2-7	.286	0-4	.000	2-2	1.000	0	4	4	3.5	1	6	3	1	0	6	10.4	
at Memphis	02/28/2024	*	27:59	2-8	.250	0-1	.000	0-0	.000	1	3	4	3.5	3	4	3	0	2	4	10.1	
at Wichita St.	03/02/2024	*	24:30	0-5	.000	0-3	.000	5-6	.833	0	2	2	3.4	2	3	3	0	1	5	10.0	
Rice	03/05/2024	*	35:40	2-8	.250	0-2	.000	0-0	.000	0	7	7	3.6	0	2	2	1	3	4	9.8	
vs South Fla.	03/11/2024	*	38:04	1-2	.500	0-1	.000	0-0	.000	0	5	5	3.6	3	5	3	0	1	2	9.5	
vs East Carolina	03/12/2024	*	35:46	4-10	.400	1-3	.333	1-1	1.000	1	4	5	3.6	2	4	1	0	1	10	9.5	
Northern Colo.	03/21/2024	*	36:36	4-7	.571	2-3	.667	0-1	.000	0	3	3	3.6	2	5	2	1	1	10	9.5	
Totals			31	981:19	109-305	.357	20-95	.211	67-82	.817	19	97	116	3.6	83	105	94	5	42	305	9.5

Player Averages

Games Played	Minutes/game	Points/game	FG Pct	3FG Pct	FT Pct	Rebounds/game	Assists/game	Turnovers/game	Assist/Turnover ratio	Steals/game	Blocks/game
32	30.7	9.5	35.7	21.1	81.7	3.6	3.3	2.9	1.1	1.3	0.2

PLAYER GAME-BY-GAME STATISTICS

12

AYSIA PROCTOR

Freshman • Guard • 5-8 • Schertz, Texas • Samuel Clemens HS



Proctors' Career and 2023-24 Game Highs

Career / Last	Category	2023-24 / Last
20 / December 17, 2023 at Oregon	Points	20 / December 17, 2023 at Oregon
13 / January 14, 2024 vs Charlotte	Rebounds	13 / January 14, 2024 vs Charlotte
5 / January 26, 2024 at SMU	Assists	5 / January 26, 2024 at SMU
3 / January 16, 2024 vs South Florida	Steals	3 / January 16, 2024 vs South Florida
2 / January 6, 2024 vs Wichita State	Blocks	2 / January 6, 2024 vs Wichita State
9, 2x / December 17, 2023 at Oregon	FG Made	9, 2x / December 17, 2023 at Oregon
21 / December 17, 2023 at Oregon	FG Attempted	21 / December 17, 2023 at Oregon
5 / January 14, 2024 vs Charlotte	3PT Made	5 / January 14, 2024 vs Charlotte
9 / February 18, 2024 at North Texas	3PT Attempted	9 / February 18, 2024 at North Texas
3, 2x / February 25, 2024 vs Florida Atlantic	FT Made	3, 2x / February 25, 2024 vs Florida Atlantic
4, 2x / February 25, 2024 vs Florida Atlantic	FT Attempted	4, 2x / February 25, 2024 vs Florida Atlantic
38 / January 14, 2024 vs Charlotte	Minutes	38 / January 14, 2024 vs Charlotte

#12 PROCTOR, Aysia

2023-24 STATISTICS

Opponent	Date	GS	MIN	Total		3-Pointers		Free throws		Rebounds				PF	A	TO	BLK	STL	PTS	AVG
				FG-FGA	PCT	3FG-3FGA	PCT	FT-FTA	PCT	OFF	DEF	TOT	AVG							
at Arizona St.	11/06/2023		13:43	1-3	.333	0-2	.000	0-0	.000	3	4	7	7.0	0	0	2	0	0	2	2.0
New Mexico St.	11/10/2023		22:19	8-9	.889	2-3	.667	1-2	.500	1	4	5	6.0	1	1	2	0	1	19	10.5
at A&M-Corpus Christi	11/15/2023		26:21	3-9	.333	0-3	.000	1-2	.500	1	4	5	5.7	2	1	3	1	1	7	9.3
at UT Arlington	11/18/2023		03:57	1-1	1.000	0-0	.000	0-0	.000	0	0	0	4.3	1	0	1	0	0	2	7.5
at Texas Tech	11/20/2023		25:19	5-7	.714	0-0	.000	0-0	.000	2	3	5	4.4	3	0	6	0	1	10	8.0
at Sam Houston	11/25/2023	*	26:38	4-7	.571	0-0	.000	0-0	.000	1	7	8	5.0	1	3	4	0	0	8	8.0
Texas St.	11/30/2023	*	29:42	2-10	.200	0-2	.000	0-0	.000	2	5	7	5.3	5	0	1	1	0	4	7.4
UTEP	12/03/2023		19:11	1-4	.250	0-2	.000	0-0	.000	1	5	6	5.4	2	2	1	1	0	2	6.8
Houston	12/14/2023		24:54	9-11	.818	0-1	.000	1-2	.500	2	3	5	5.3	0	0	1	0	0	19	8.1
at Oregon	12/17/2023		25:18	9-21	.429	2-6	.333	0-0	.000	5	6	11	5.9	2	0	2	0	1	20	9.3
at Seattle U	12/19/2023		26:41	4-11	.364	1-2	.500	1-2	.500	1	1	2	5.5	1	3	0	0	2	10	9.4
at Temple	12/30/2023		27:24	3-9	.333	1-2	.500	0-0	.000	1	4	5	5.5	2	2	2	0	1	7	9.2
Wichita St.	01/06/2024	*	22:22	2-9	.222	2-5	.400	0-0	.000	0	3	3	5.3	1	2	1	2	0	6	8.9
at Fla. Atlantic	01/10/2024	*	28:53	7-11	.636	3-4	.750	0-0	.000	0	2	2	5.1	3	2	2	0	1	17	9.5
Charlotte	01/14/2024	*	38:52	6-12	.500	5-6	.833	0-2	.000	2	11	13	5.6	1	2	3	0	3	17	10.0
South Fla.	01/16/2024	*	26:47	6-15	.400	4-6	.667	3-4	.750	2	6	8	5.8	2	1	2	1	0	19	10.6
at UAB	01/21/2024	*	32:31	4-9	.444	1-4	.250	0-0	.000	1	7	8	5.9	0	0	4	1	0	9	10.5
at SMU	01/27/2024	*	28:21	2-7	.286	0-2	.000	0-0	.000	2	1	3	5.7	2	5	2	0	1	4	10.1
North Texas	01/31/2024	*	20:18	4-7	.571	1-2	.500	2-2	1.000	1	3	4	5.6	3	1	2	0	0	11	10.2
Tulane	02/04/2024	*	28:54	5-11	.455	3-7	.429	1-2	.500	1	3	4	5.6	2	3	3	0	1	14	10.4
UAB	02/11/2024	*	26:53	6-9	.667	2-4	.500	0-0	.000	2	5	7	5.6	0	2	1	0	0	14	10.5
at Tulsa	02/14/2024	*	28:55	4-8	.500	2-3	.667	0-0	.000	1	6	7	5.7	3	0	5	0	1	10	10.5
at North Texas	02/18/2024	*	34:08	6-16	.375	4-9	.444	0-0	.000	0	1	1	5.5	3	2	2	0	0	16	10.7
Temple	02/22/2024	*	29:07	2-10	.200	0-4	.000	0-0	.000	1	6	7	5.5	3	0	3	0	0	4	10.5
Fla. Atlantic	02/25/2024	*	30:39	5-10	.500	3-6	.500	3-4	.750	0	1	1	5.4	3	3	3	0	0	16	10.7
at Memphis	02/28/2024	*	28:32	3-8	.375	0-2	.000	0-0	.000	1	2	3	5.3	2	1	1	0	1	6	10.5
at Wichita St.	03/02/2024	*	29:41	2-9	.222	1-5	.200	0-0	.000	1	0	1	5.1	4	2	2	0	0	5	10.3
Rice	03/05/2024	*	28:12	3-5	.600	0-2	.000	0-0	.000	0	3	3	5.0	1	0	0	0	0	6	10.1
vs South Fla.	03/11/2024	*	23:28	3-11	.273	1-4	.250	0-0	.000	1	1	2	4.9	2	2	3	0	0	7	10.0
vs East Carolina	03/12/2024	*	32:59	1-7	.143	0-1	.000	0-0	.000	3	6	9	5.1	2	2	3	0	2	2	9.8
Northern Colo.	03/21/2024		17:58	5-6	.833	2-3	.667	1-1	1.000	4	2	6	5.1	1	0	1	0	0	13	9.9
Totals		20	808:57	126-282	.447	40-102	.392	14-23	.609	43	115	158	5.1	58	42	68	7	17	306	9.9

Player Averages

Games Played	Minutes/game	Points/game	FG Pct	3FG Pct	FT Pct	Rebounds/game	Assists/game	Turnovers/game	Assist/Turnover ratio	Steals/game	Blocks/game
31	26.1	9.9	44.7	39.2	60.9	5.1	1.4	2.2	0.6	0.5	0.2

PLAYER GAME-BY-GAME STATISTICS

13

SARAI ESTUPINAN

Junior • Guard • 5-5 • Cedar Park, Texas • Cedar Park HS • St. Mary's (TX) • Tallahassee CC



Estupinan's NCAA Career and 2023-24 Game Highs (* at St. Mary's)

Career / Last	Category	2023-24 / Last
11 / November 20, 2021 vs Lander*	Points	N/A
6 / December 13, 2021 at Angelo State*	Rebounds	N/A
9 / January 8, 2022 at Midwestern State*	Assists	N/A
3 / February 3, 2022 at Texas A&M-International*	Steals	N/A
N/A	Blocks	N/A
4 / November 20, 2021 vs Lander*	FG Made	N/A
9 / November 20, 2021 vs Lander*	FG Attempted	N/A
3 / November 20, 2021 vs Lander*	3PT Made	N/A
7 / November 20, 2021 vs Lander*	3PT Attempted	N/A
4 / January 8, 2022 at Midwestern State*	FT Made	N/A
6 / January 8, 2022 at Midwestern State*	FT Attempted	N/A
20 / February 21, 2021 vs West Texas A&M*	Minutes	N/A

HAS YET TO APPEAR IN THE 2023-24 SEASON

PLAYER GAME-BY-GAME STATISTICS

20

MAYA LINTON



Sophomore • Forward • 6-0 • Duncanville, Texas • Duncanville HS

Linton's Career and 2023-24 Game Highs

Career / Last	Category	2023-24 / Last
15 / November 18, 2023 at UT Arlington	Points	15 / November 18, 2023 at UT Arlington
10 / November 18, 2023 at UT Arlington	Rebounds	10 / November 18, 2023 at UT Arlington
2 / January 25, 2023 at FIU	Assists	1, 6x / January 10, 2024 at Florida Atlantic
3, 2x / December 19, 2023 at Seattle U	Steals	3, 2x / December 19, 2023 at Seattle U
2 / March 10, 2023 vs Western Kentucky	Blocks	1, 2x / February 28, 2024 at Memphis
6 / November 18, 2023 at UT Arlington	FG Made	6 / November 18, 2023 at UT Arlington
11 / November 18, 2023 at UT Arlington	FG Attempted	11 / November 18, 2023 at UT Arlington
2 / January 10, 2024 at Florida Atlantic	3PT Made	2 / January 10, 2024 at Florida Atlantic
4 / January 10, 2024 at Florida Atlantic	3PT Attempted	4 / January 10, 2024 at Florida Atlantic
4 / November 24, 2023 at Sam Houston	FT Made	4 / November 24, 2023 at Sam Houston
8 / November 24, 2023 at Sam Houston	FT Attempted	8 / November 24, 2023 at Sam Houston
26 / November 18, 2023 at UT Arlington	Minutes	26 / November 18, 2023 at UT Arlington

2023-24 STATISTICS

Opponent	Date	GS	MIN	Total		3-Pointers		Free throws		Rebounds				PF	A	TO	BLK	STL	PTS	AVG
				FG-FGA	PCT	3FG-3FGA	PCT	FT-FTA	PCT	OFF	DEF	TOT	AVG							
at Arizona St.	11/06/2023	*	20:22	4-7	.571	0-0	.000	2-2	1.000	1	3	4	4.0	5	0	0	0	3	10	10.0
New Mexico St.	11/10/2023	*	20:49	3-6	.500	0-1	.000	3-3	1.000	5	1	6	5.0	5	0	2	0	1	9	9.5
at A&M-Corpus Christi	11/15/2023		18:35	0-3	.000	0-1	.000	0-0	.000	3	4	7	5.7	3	0	2	0	2	0	6.3
at UT Arlington	11/18/2023	*	26:41	6-11	.545	0-0	.000	3-6	.500	3	7	10	6.8	5	0	1	0	2	15	8.5
at Texas Tech	11/20/2023	*	23:04	0-1	.000	0-0	.000	2-4	.500	4	0	4	6.2	4	1	2	0	2	2	7.2
at Sam Houston	11/25/2023	*	14:23	0-2	.000	0-0	.000	4-8	.500	2	4	6	6.2	2	1	0	0	0	4	6.7
Texas St.	11/30/2023	*	18:35	0-4	.000	0-1	.000	0-0	.000	1	4	5	6.0	2	1	1	0	0	0	5.7
Houston	12/14/2023		16:16	0-1	.000	0-0	.000	0-0	.000	2	2	4	5.8	2	0	0	0	1	0	5.0
at Oregon	12/17/2023		13:25	0-0	.000	0-0	.000	0-0	.000	1	0	1	5.2	3	0	0	0	1	0	4.4
at Seattle U	12/19/2023	*	24:44	1-5	.200	0-1	.000	3-4	.750	3	1	4	5.1	3	1	0	0	3	5	4.5
at Temple	12/30/2023	*	19:25	1-1	1.000	1-1	1.000	0-0	.000	2	4	6	5.2	3	1	0	0	1	3	4.4
at East Carolina	01/02/2024		15:54	1-3	.333	0-0	.000	0-0	.000	3	2	5	5.2	3	0	3	0	2	2	4.2
Wichita St.	01/06/2024		15:15	0-3	.000	0-0	.000	0-2	.000	2	4	6	5.2	2	1	2	0	0	0	3.8
at Fla. Atlantic	01/10/2024		18:16	3-6	.500	2-4	.500	2-2	1.000	2	3	5	5.2	2	1	1	0	0	10	4.3
Charlotte	01/14/2024		13:09	0-2	.000	0-1	.000	0-2	.000	0	2	2	5.0	1	0	0	0	1	0	4.0
South Fla.	01/16/2024		09:42	0-1	.000	0-1	.000	0-0	.000	1	2	3	4.9	2	0	0	0	0	0	3.8
at UAB	01/21/2024		13:29	0-2	.000	0-0	.000	0-0	.000	0	2	2	4.7	3	0	2	0	1	0	3.5
at SMU	01/27/2024	*	22:02	3-3	1.000	0-0	.000	1-2	.500	2	2	4	4.7	2	0	3	0	1	7	3.7
UAB	02/11/2024	*	20:42	2-4	.500	0-0	.000	0-0	.000	1	2	3	4.6	4	0	1	1	1	4	3.7
at Tulsa	02/14/2024		18:51	1-2	.500	0-0	.000	0-0	.000	0	2	2	4.5	3	0	0	0	6	2	3.7
at North Texas	02/18/2024		10:12	0-1	.000	0-0	.000	0-2	.000	1	0	1	4.3	3	0	0	0	0	0	3.5
Temple	02/22/2024		03:13	0-0	.000	0-0	.000	0-0	.000	0	2	2	4.2	1	0	0	0	0	0	3.3
at Memphis	02/28/2024		02:44	0-0	.000	0-0	.000	0-0	.000	1	0	1	4.0	0	0	1	1	0	0	3.2
Rice	03/05/2024		02:51	0-0	.000	0-0	.000	0-0	.000	0	0	0	3.9	1	1	0	0	0	0	3.0
vs South Fla.	03/11/2024		01:42	0-0	.000	0-0	.000	0-0	.000	0	0	0	3.7	0	0	0	0	0	0	2.9
Totals			10 384:20	25-68	.368	3-11	.273	20-37	.541	40	53	93	3.7	64	8	21	2	28	73	2.9

Player Averages

Games Played	Minutes/ game	Points/ game	FG Pct	3FG Pct	FT Pct	Rebounds/ game	Assists/ game	Turnovers/ game	Assist/Turnover ratio	Steals/ game	Blocks/ game
25	15.4	2.9	36.8	27.3	54.1	3.7	0.3	0.8	0.4	1.1	0.1

PLAYER GAME-BY-GAME STATISTICS

21

CHEYENNE ROWE

Sophomore • Forward • 6-2 • Ajax, Ontario, Canada • Bill Crothers Secondary School • James Madison



Rowe's Career and 2023-24 Game Highs (* at James Madison)

Career / Last	Category	2023-24 / Last
11 / December 4, 2022 vs UMES*	Points	8 / December 17, 2023 at Oregon
9 / November 6, 2023 at Arizona State	Rebounds	9 / November 6, 2023 at Arizona State
1, 7x / January 16, 2024 vs South Florida	Assists	1, 5x / January 16, 2024 vs South Florida
1, 6x / March 2, 2024 at Wichita State	Steals	1, 4x / March 2, 2024 at Wichita State
2, 2x / December 17, 2022 at Hampton*	Blocks	1 / November 20, 2023 at Texas Tech
5 / December 4, 2022 vs UMES*	FG Made	4 / December 17, 2023 at Oregon
5, 3x / December 3, 2023 vs UTEP	FG Attempted	7 / December 17, 2023 at Oregon
1 / February 11, 2024 vs UAB	3PT Made	1 / February 11, 2024 vs UAB
1, 3x / February 28, 2024 at Memphis	3PT Attempted	1, 3x / February 28, 2024 at Memphis
4 / February 28, 2024 at Memphis	FT Made	4 / February 28, 2024 at Memphis
4, 4x / February 28, 2024 at Memphis	FT Attempted	4, 3x / February 28, 2024 at Memphis
17, 3x / December 3, 2023 vs UTEP	Minutes	17, 2x / December 3, 2023 vs UTEP

#21 ROWE, Cheyenne

2023-24 STATISTICS

Opponent	Date	GS	MIN	Total		3-Pointers		Free throws		Rebounds				PF	A	TO	BLK	STL	PTS	AVG
				FG-FGA	PCT	3FG-3FGA	PCT	FT-FTA	PCT	OFF	DEF	TOT	AVG							
at Arizona St.	11/06/2023		17:13	2-4	.500	0-0	.000	2-3	.667	5	4	9	9.0	2	1	0	0	0	6	6.0
New Mexico St.	11/10/2023		07:25	0-0	.000	0-0	.000	1-2	.500	1	0	1	5.0	1	0	0	0	0	1	3.5
at A&M-Corpus Christi	11/15/2023		13:41	2-3	.667	0-0	.000	3-4	.750	4	3	7	5.7	1	0	0	0	0	7	4.7
at UT Arlington	11/18/2023		06:03	0-1	.000	0-0	.000	0-0	.000	0	1	1	4.5	1	1	1	0	0	0	3.5
at Texas Tech	11/20/2023		09:30	1-1	1.000	0-0	.000	0-2	.000	1	0	1	3.8	1	1	0	1	0	2	3.2
at Sam Houston	11/25/2023		03:44	0-0	.000	0-0	.000	1-2	.500	0	1	1	3.3	1	0	0	0	0	1	2.8
Texas St.	11/30/2023		14:11	2-5	.400	0-0	.000	0-0	.000	4	3	7	3.9	1	0	1	0	1	4	3.0
UTEP	12/03/2023		17:32	2-5	.400	0-0	.000	0-0	.000	1	3	4	3.9	0	1	1	1	0	4	3.1
Houston	12/14/2023		08:02	0-0	.000	0-0	.000	0-0	.000	0	0	0	3.4	0	0	0	0	0	0	2.8
at Oregon	12/17/2023		15:17	4-7	.571	0-1	.000	0-0	.000	2	2	4	3.5	2	0	1	0	1	8	3.3
at Temple	12/30/2023		07:03	0-0	.000	0-0	.000	1-2	.500	0	2	2	3.4	0	0	0	0	0	1	3.1
at East Carolina	01/02/2024		08:21	0-4	.000	0-0	.000	0-0	.000	2	0	2	3.3	1	0	1	0	0	0	2.8
Wichita St.	01/06/2024		04:51	0-0	.000	0-0	.000	0-0	.000	1	0	1	3.1	0	0	0	0	0	0	2.6
at Fla. Atlantic	01/10/2024		05:39	0-0	.000	0-0	.000	0-0	.000	1	0	1	2.9	1	0	0	0	0	0	2.4
Charlotte	01/14/2024		05:02	0-0	.000	0-0	.000	0-0	.000	1	1	2	2.9	0	0	0	0	0	0	2.3
South Fla.	01/16/2024		16:23	0-3	.000	0-0	.000	0-0	.000	4	1	5	3.0	1	1	1	0	0	0	2.1
at SMU	01/27/2024		07:28	1-1	1.000	0-0	.000	0-0	.000	0	2	2	2.9	1	0	0	0	0	2	2.1
North Texas	01/31/2024		17:00	1-2	.500	0-0	.000	2-2	1.000	0	4	4	3.0	2	1	0	0	0	4	2.2
Tulane	02/04/2024		04:02	0-1	.000	0-0	.000	0-0	.000	0	0	0	2.8	1	0	0	0	0	0	2.1
UAB	02/11/2024		15:40	3-4	.750	1-1	1.000	0-0	.000	2	1	3	2.9	0	0	0	0	0	7	2.4
at Tulsa	02/14/2024		03:23	1-1	1.000	0-0	.000	0-0	.000	1	0	1	2.8	0	0	0	0	0	2	2.3
at North Texas	02/18/2024		02:15	0-0	.000	0-0	.000	0-0	.000	0	0	0	2.6	1	0	0	0	0	0	2.2
Temple	02/22/2024		01:20	0-0	.000	0-0	.000	0-0	.000	0	0	0	2.5	1	0	1	0	0	0	2.1
at Memphis	02/28/2024		08:13	1-2	.500	0-1	.000	4-4	1.000	3	0	3	2.5	0	0	0	0	0	6	2.3
at Wichita St.	03/02/2024		08:48	1-1	1.000	0-0	.000	0-0	.000	1	3	4	2.6	0	0	0	0	1	2	2.3
Rice	03/05/2024		06:17	0-2	.000	0-0	.000	0-0	.000	0	0	0	2.5	2	0	0	0	0	0	2.2
vs South Fla.	03/11/2024		03:26	0-0	.000	0-0	.000	0-0	.000	1	0	1	2.4	0	0	0	0	0	0	2.1
vs East Carolina	03/12/2024		12:56	4-5	.800	0-0	.000	1-2	.500	3	0	3	2.5	2	0	0	0	1	9	2.4
Northern Colo.	03/21/2024		07:07	1-2	.500	0-0	.000	0-0	.000	2	2	4	2.5	4	0	2	0	1	2	2.3
Totals		0	257:51	26-54	.481	1-3	.333	15-23	.652	40	33	73	2.5	27	6	9	2	5	68	2.3

Player Averages

Games Played	Minutes/game	Points/game	FG Pct	3FG Pct	FT Pct	Rebounds/game	Assists/game	Turnovers/game	Assist/Turnover ratio	Steals/game	Blocks/game
29	8.9	2.3	48.1	33.3	65.2	2.5	0.2	0.3	0.7	0.2	0.1

PLAYER GAME-BY-GAME STATISTICS

22

KYRA WHITE

Senior • Guard • 5-9 • Converse, Texas • Judson HS • Southern California



White's Career and 2023-24 Game Highs

Career / Last	Category	2023-24 / Last
23, 2x / February 25, 2024 vs Florida Atlantic	Points	23, 2x / February 25, 2024 vs Florida Atlantic
13 / January 4, 2023 at Middle Tennessee	Rebounds	11 / January 26, 2024 at SMU
9, 4x / March 21, 2024 vs Northern Colorado	Assists	9, 2x / March 21, 2024 vs Northern Colorado
5 / March 9, 2023 vs Rice	Steals	4 / January 10, 2024 at Florida Atlantic
4 / November 30, 2023 vs Texas State	Blocks	4 / November 30, 2023 vs Texas State
10 / January 25, 2023 at FIU	FG Made	9, 2x / February 25, 2024 vs Florida Atlantic
19 / December 14, 2023 vs Houston	FG Attempted	19 / December 14, 2023 vs Houston
5, 2x / February 25, 2024 vs Florida Atlantic	3PT Made	5, 2x / February 25, 2024 vs Florida Atlantic
11 / January 16, 2024 vs South Florida	3PT Attempted	11, 2x / January 16, 2024 vs South Florida
5 / November 15, 2023 at Texas A&M-Corpus Christi	FT Made	5 / November 15, 2023 at Texas A&M-Corpus Christi
6, 2x / November 15, 2023 at Texas A&M-Corpus Christi	FT Attempted	6, 2x / November 15, 2023 at Texas A&M-Corpus Christi
44 / January 14, 2024 vs Charlotte	Minutes	44 / January 14, 2024 vs Charlotte

2023-24 STATISTICS

#22 WHITE, Kyra

Opponent	Date	GS	MIN	Total		3-Pointers		Free throws		Rebounds				PF	A	TO	BLK	STL	PTS	AVG	
				FG-FGA	PCT	3FG-3FGA	PCT	FT-FTA	PCT	OFF	DEF	TOT	AVG								
at Arizona St.	11/06/2023	*	36:41	3-9	.333	1-2	.500	1-2	.500	0	2	2	2.0	2	4	3	3	1	8	8.0	
New Mexico St.	11/10/2023	*	32:48	4-17	.235	2-8	.250	3-6	.500	2	6	8	5.0	1	3	2	0	3	13	10.5	
at A&M-Corpus Christi	11/15/2023	*	42:41	5-13	.385	3-6	.500	5-6	.833	3	3	6	5.3	1	5	1	1	1	18	13.0	
at UT Arlington	11/18/2023	*	34:57	2-6	.333	0-1	.000	1-2	.500	1	5	6	5.5	2	6	2	0	0	5	11.0	
at Texas Tech	11/20/2023	*	34:49	4-11	.364	3-5	.600	2-2	1.000	0	8	8	6.0	3	3	6	1	0	13	11.4	
at Sam Houston	11/25/2023	*	36:04	5-16	.313	1-3	.333	3-3	1.000	0	3	3	5.5	2	1	6	1	2	14	11.8	
Texas St.	11/30/2023	*	36:53	3-9	.333	0-3	.000	1-4	.250	0	3	3	5.1	3	5	3	4	0	7	11.1	
UTEP	12/03/2023	*	26:30	4-10	.400	0-4	.000	4-5	.800	0	3	3	4.9	1	7	3	0	1	12	11.3	
Houston	12/14/2023	*	35:07	6-19	.316	4-8	.500	1-2	.500	0	8	8	5.2	2	5	6	3	0	17	11.9	
at Oregon	12/17/2023	*	33:54	0-8	.000	0-5	.000	0-0	.000	0	5	5	5.2	4	4	3	0	0	0	10.7	
at Seattle U	12/19/2023	*	34:22	4-10	.400	1-5	.200	1-2	.500	2	4	6	5.3	2	3	4	2	2	10	10.6	
at Temple	12/30/2023	*	37:04	5-17	.294	2-9	.222	4-4	1.000	1	2	3	5.1	1	3	4	1	0	16	11.1	
at East Carolina	01/02/2024	*	28:44	2-8	.250	1-6	.167	0-0	.000	0	0	0	4.7	4	7	1	0	3	5	10.6	
Wichita St.	01/06/2024	*	34:33	4-15	.267	1-5	.200	3-4	.750	2	7	9	5.0	2	8	3	1	1	12	10.7	
at Fla. Atlantic	01/10/2024	*	32:15	4-9	.444	2-5	.400	2-4	.500	0	4	4	4.9	1	5	2	2	4	12	10.8	
Charlotte	01/14/2024	*	44:03	4-14	.286	1-4	.250	0-1	.000	3	7	10	5.3	2	9	3	1	1	9	10.7	
South Fla.	01/16/2024	*	30:17	9-17	.529	5-11	.455	0-0	.000	3	5	8	5.4	0	6	1	1	1	23	11.4	
at UAB	01/21/2024	*	36:27	5-17	.294	0-4	.000	1-2	.500	0	10	10	5.7	2	6	4	3	1	11	11.4	
at SMU	01/27/2024	*	37:00	4-13	.308	0-5	.000	1-1	1.000	1	10	11	5.9	2	7	4	0	0	9	11.3	
North Texas	01/31/2024	*	35:14	3-11	.273	1-2	.500	0-0	.000	0	4	4	5.9	4	6	6	1	2	7	11.1	
Tulane	02/04/2024	*	33:08	1-10	.100	1-8	.125	0-0	.000	1	5	6	5.9	2	6	3	0	1	3	10.7	
UAB	02/11/2024	*	31:49	6-11	.545	0-2	.000	0-0	.000	0	5	5	5.8	2	2	2	1	1	12	10.7	
at Tulsa	02/14/2024	*	35:52	6-11	.545	1-3	.333	2-2	1.000	3	1	4	5.7	2	2	1	0	0	15	10.9	
at North Texas	02/18/2024	*	28:44	0-2	.000	0-2	.000	0-0	.000	0	2	2	5.6	3	4	2	1	0	0	10.5	
Temple	02/22/2024	*	32:20	1-6	.167	0-4	.000	0-0	.000	0	1	1	5.4	3	4	3	1	1	2	10.1	
Fla. Atlantic	02/25/2024	*	35:00	9-18	.500	5-8	.625	0-0	.000	1	3	4	5.3	0	3	3	1	2	23	10.6	
at Memphis	02/28/2024	*	36:35	3-10	.300	2-6	.333	0-2	.000	0	3	3	5.3	1	3	2	0	1	8	10.5	
at Wichita St.	03/02/2024	*	35:22	2-8	.250	1-4	.250	2-2	1.000	0	4	4	5.2	0	5	1	0	1	7	10.4	
Rice	03/05/2024	*	35:23	2-11	.182	1-4	.250	2-2	1.000	1	1	2	5.1	1	2	5	0	1	7	10.3	
vs South Fla.	03/11/2024	*	36:26	4-10	.400	0-3	.000	1-1	1.000	0	5	5	5.1	2	7	3	2	1	9	10.2	
vs East Carolina	03/12/2024	*	35:44	3-8	.375	3-8	.375	0-0	.000	0	5	5	5.1	3	8	2	2	1	9	10.2	
Northern Colo.	03/21/2024	*	37:44	4-12	.333	1-6	.167	1-2	.500	1	3	4	5.1	1	9	1	0	1	10	10.2	
Totals			32	1114:31	121-366	.331	43-159	.270	41-61	.672	25	137	162	5.1	61	158	95	33	34	326	10.2

Player Averages

Games Played	Minutes/game	Points/game	FG Pct	3FG Pct	FT Pct	Rebounds/game	Assists/game	Turnovers/game	Assist/Turnover ratio	Steals/game	Blocks/game
32	34.8	10.2	33.1	27.0	67.2	5.1	4.9	3.0	1.7	1.1	1.0

PLAYER GAME-BY-GAME STATISTICS

23

KYLEIGH MCGUIRE

Senior • Forward • 5-11 • Houston, Texas • Atascocita HS



McGuire's Career and 2023-24 Game Highs

Career / Last	Category	2023-24 / Last
12 / February 6, 2021 vs FIU	Points	4, 3x / January 10, 2024 at Florida Atlantic
13 / February 6, 2021 vs FIU	Rebounds	4 / December 3, 2023 vs UTEP
1, 11x / January 31, 2024 vs North Texas	Assists	1, 5x / January 31, 2024 vs North Texas
1, 7x / December 19, 2023 at Seattle U	Steals	1 / December 19, 2023 at Seattle U
1, 3x / January 19, 2023 vs Florida Atlantic	Blocks	N/A
4 / February 6, 2021 vs FIU	FG Made	2, 2x / January 10, 2024 at Florida Atlantic
8 / February 6, 2021 vs FIU	FG Attempted	4 / January 10, 2024 at Florida Atlantic
N/A	3PT Made	N/A
N/A	3PT Attempted	N/A
5 / November 30, 2020	FT Made	2 / December 3, 2023 vs UTEP
8 / February 6, 2021 vs FIU	FT Attempted	2, 2x / January 31, 2024 vs North Texas
45 / February 6, 2021 vs FIU	Minutes	9, 2x / January 14, 2024 vs Charlotte

#23 MCGUIRE, Kyleigh

2023-24 STATISTICS

Opponent	Date	GS	MIN	Total		3-Pointers		Free throws		Rebounds				PF	A	TO	BLK	STL	PTS	AVG
				FG-FGA	PCT	3FG-3FGA	PCT	FT-FTA	PCT	OFF	DEF	TOT	AVG							
at Arizona St.	11/06/2023		07:25	1-1	1.000	0-0	.000	0-0	.000	0	1	1	1.0	1	1	1	0	0	2	2.0
UTEP	12/03/2023		07:38	1-1	1.000	0-0	.000	2-2	1.000	1	3	4	2.5	1	1	1	0	0	4	3.0
at Seattle U	12/19/2023		07:50	2-2	1.000	0-0	.000	0-0	.000	1	1	2	2.3	1	0	0	0	1	4	3.3
at East Carolina	01/02/2024		07:02	1-2	.500	0-0	.000	0-0	.000	0	1	1	2.0	1	0	1	0	0	2	3.0
Wichita St.	01/06/2024		03:43	0-0	.000	0-0	.000	0-0	.000	0	1	1	1.8	0	0	0	0	0	0	2.4
at Fla. Atlantic	01/10/2024		09:23	2-4	.500	0-0	.000	0-0	.000	2	0	2	1.8	0	0	1	0	0	4	2.7
Charlotte	01/14/2024		09:25	1-2	.500	0-0	.000	0-0	.000	1	0	1	1.7	3	1	0	0	0	2	2.6
South Fla.	01/16/2024		07:11	1-3	.333	0-0	.000	0-0	.000	0	0	0	1.5	2	1	2	0	0	2	2.5
at UAB	01/21/2024		03:10	0-0	.000	0-0	.000	0-0	.000	0	0	0	1.3	1	0	0	0	0	0	2.2
North Texas	01/31/2024		07:23	1-1	1.000	0-0	.000	1-2	.500	1	2	3	1.5	1	1	0	0	0	3	2.3
Tulane	02/04/2024		02:40	0-0	.000	0-0	.000	0-0	.000	0	0	0	1.4	0	0	0	0	0	0	2.1
UAB	02/11/2024		02:24	0-1	.000	0-0	.000	0-0	.000	0	0	0	1.3	1	0	1	0	0	0	1.9
Fla. Atlantic	02/25/2024	*	09:21	1-3	.333	0-0	.000	1-1	1.000	0	3	3	1.4	4	0	1	0	0	3	2.0
Northern Colo.	03/21/2024		04:08	0-2	.000	0-0	.000	1-2	.500	0	1	1	1.4	3	0	1	0	0	1	1.9
Totals		1	88:43	11-22	.500	0-0	.000	5-7	.714	6	13	19	1.4	19	5	9	0	1	27	1.9

Player Averages

Games Played	Minutes/game	Points/game	FG Pct	3FG Pct	FT Pct	Rebounds/game	Assists/game	Turnovers/game	Assist/Turnover ratio	Steals/game	Blocks/game
14	6.3	1.9	50.0	0.0	71.4	1.4	0.4	0.6	0.6	0.1	0.0

PLAYER GAME-BY-GAME STATISTICS

25

IDARA UDO



Freshman • Forward • 6-1 • Plano, Texas • Plano East HS

Udo's Career and 2023-24 Game Highs

Career / Last	Category	2023-24 / Last
26 / January 14, 2024 vs Charlotte	Points	26 / January 14, 2024 vs Charlotte
13 / February 25, 2024 vs Florida Atlantic	Rebounds	13 / February 25, 2024 vs Florida Atlantic
4 / January 10, 2024 at Florida Atlantic	Assists	4 / January 10, 2024 at Florida Atlantic
2, 3x / March 21, 2024 vs Northern Colorado	Steals	2, 3x / March 21, 2024 vs Northern Colorado
4 / November 30, 2023 vs Texas State	Blocks	4 / November 30, 2023 vs Texas State
9 / January 14, 2024 vs Charlotte	FG Made	9 / January 14, 2024 vs Charlotte
13 / January 14, 2024 vs Charlotte	FG Attempted	13 / January 14, 2024 vs Charlotte
N/A	3PT Made	N/A
N/A	3PT Attempted	N/A
8 / January 14, 2024 vs Charlotte	FT Made	8 / January 14, 2024 vs Charlotte
10 / January 14, 2024 vs Charlotte	FT Attempted	10 / January 14, 2024 vs Charlotte
36 / January 14, 2024 vs Charlotte	Minutes	36 / January 14, 2024 vs Charlotte

2023-24 STATISTICS

#25 UDO, Idara

Opponent	Date	GS	MIN	Total		3-Pointers		Free throws		Rebounds				PF	A	TO	BLK	STL	PTS	AVG
				FG-FGA	PCT	3FG-3FGA	PCT	FT-FTA	PCT	OFF	DEF	TOT	AVG							
at Arizona St.	11/06/2023		23:19	4-7	.571	0-0	.000	2-6	.333	4	5	9	9.0	4	0	2	2	1	10	10.0
New Mexico St.	11/10/2023		24:14	1-3	.333	0-0	.000	0-2	.000	4	7	11	10.0	1	1	0	2	1	2	6.0
at A&M-Corpus Christi	11/15/2023	*	11:00	1-5	.200	0-0	.000	0-2	.000	2	4	6	8.7	5	1	2	1	0	2	4.7
at UT Arlington	11/18/2023		21:03	4-9	.444	0-0	.000	1-2	.500	4	3	7	8.3	2	1	3	0	1	9	5.8
at Texas Tech	11/20/2023		14:45	1-4	.250	0-0	.000	1-1	1.000	2	2	4	7.4	5	0	4	2	0	3	5.2
at Sam Houston	11/25/2023		19:26	2-4	.500	0-0	.000	1-2	.500	3	2	5	7.0	2	0	1	1	1	5	5.2
Texas St.	11/30/2023		17:29	2-5	.400	0-0	.000	3-4	.750	1	5	6	6.9	1	0	0	4	0	7	5.4
UTEP	12/03/2023	*	15:32	1-1	1.000	0-0	.000	3-4	.750	1	1	2	6.3	2	0	0	0	0	5	5.4
Houston	12/14/2023	*	25:48	3-9	.333	0-0	.000	1-2	.500	7	1	8	6.4	3	1	1	0	0	7	5.6
at Oregon	12/17/2023	*	13:49	2-5	.400	0-0	.000	0-0	.000	1	2	3	6.1	4	0	0	0	0	4	5.4
at Seattle U	12/19/2023		16:17	5-8	.625	0-0	.000	5-7	.714	6	3	9	6.4	0	2	1	0	0	15	6.3
at Temple	12/30/2023		19:50	5-9	.556	0-0	.000	0-1	.000	4	1	5	6.3	2	1	5	0	0	10	6.6
at East Carolina	01/02/2024	*	17:54	3-6	.500	0-0	.000	0-0	.000	1	2	3	6.0	4	1	3	1	1	6	6.5
Wichita St.	01/06/2024	*	24:36	3-7	.429	0-0	.000	0-1	.000	5	0	5	5.9	3	2	1	0	0	6	6.5
at Fla. Atlantic	01/10/2024	*	24:07	2-7	.286	0-0	.000	0-3	.000	6	1	7	6.0	2	4	0	2	0	4	6.3
Charlotte	01/14/2024	*	36:27	9-13	.692	0-0	.000	8-10	.800	6	3	9	6.2	4	0	5	3	1	26	7.6
South Fla.	01/16/2024	*	24:53	3-7	.429	0-0	.000	1-2	.500	3	3	6	6.2	4	1	1	1	0	7	7.5
at UAB	01/21/2024	*	26:38	5-7	.714	0-0	.000	1-2	.500	5	0	5	6.1	2	0	0	0	1	11	7.7
at SMU	01/27/2024	*	28:13	4-11	.364	0-0	.000	3-4	.750	3	6	9	6.3	4	1	3	0	1	11	7.9
North Texas	01/31/2024	*	28:50	5-9	.556	0-0	.000	4-5	.800	6	6	12	6.6	4	0	3	0	2	14	8.2
Tulane	02/04/2024	*	26:04	4-8	.500	0-0	.000	0-0	.000	2	1	3	6.4	2	0	3	0	2	8	8.2
UAB	02/11/2024	*	24:58	4-9	.444	0-0	.000	1-2	.500	6	1	7	6.4	0	1	1	1	0	9	8.2
at Tulsa	02/14/2024	*	26:32	4-6	.667	0-0	.000	3-4	.750	2	2	4	6.3	3	0	4	0	1	11	8.3
at North Texas	02/18/2024	*	14:49	1-1	1.000	0-0	.000	0-1	.000	1	0	1	6.1	3	0	0	0	0	2	8.1
Temple	02/22/2024	*	19:23	4-8	.500	0-0	.000	1-2	.500	2	3	5	6.0	1	0	2	1	0	9	8.1
Fla. Atlantic	02/25/2024		16:25	5-9	.556	0-0	.000	3-3	1.000	10	3	13	6.3	2	0	2	1	0	13	8.3
at Memphis	02/28/2024	*	15:52	1-5	.200	0-0	.000	0-0	.000	3	2	5	6.3	5	1	0	0	0	2	8.1
at Wichita St.	03/02/2024	*	20:45	3-6	.500	0-0	.000	0-2	.000	3	1	4	6.2	4	3	3	0	0	6	8.0
Rice	03/05/2024	*	28:09	3-10	.300	0-0	.000	4-8	.500	6	5	11	6.3	3	2	1	2	0	10	8.1
vs South Fla.	03/11/2024	*	26:58	2-5	.400	0-0	.000	0-1	.000	1	2	3	6.2	3	2	0	0	0	4	7.9
vs East Carolina	03/12/2024	*	14:14	1-3	.333	0-0	.000	0-0	.000	2	1	3	6.1	4	0	2	0	0	2	7.7
Northern Colo.	03/21/2024		14:38	0-2	.000	0-0	.000	0-0	.000	2	1	3	6.0	1	1	0	1	2	0	7.5
Totals			22 682:56	97-208	.466	0-0	.000	46-83	.554	114	79	193	6.0	89	26	53	25	15	240	7.5

Player Averages

Games Played	Minutes/game	Points/game	FG Pct	3FG Pct	FT Pct	Rebounds/game	Assists/game	Turnovers/game	Assist/Turnover ratio	Steals/game	Blocks/game
32	21.3	7.5	46.6	0.0	55.4	6.0	0.8	1.7	0.5	0.5	0.8

PLAYER GAME-BY-GAME STATISTICS

30

NISSA SAM-GRANT

Senior • Center • 6-4 • Toronto, Ontario Canada • Wheeler HS • Arkansas-Pine Bluff • Panola College



Sam-Grant's NCAA Career and 2023-24 Game Highs (* at Arkansas-Pine Bluff)

Career / Last	Category	2023-24 / Last
10 / November 21, 2019 at Illinois*	Points	4, 3x / January 16, 2024 vs South Florida
12 / January 27, 2020 at Texas Southern*	Rebounds	6 / January 2, 2024 at East Carolina
3 / February 23, 2021 at Prairie View A&M*	Assists	1 / December 3, 2023 vs UTEP
2 / December 17, 2020 vs New Mexico*	Steals	N/A
8 / January 11, 2021 vs Alabama A&M*	Blocks	3 / December 3, 2023 vs UTEP
4 / November 21, 2019 at Illinois*	FG Made	2, 3x / January 16, 2024 vs South Florida
7 / November 29, 2019 at Iowa State*	FG Attempted	4 / February 25, 2024 vs Florida Atlantic
1, 2x / December 21, 202 at Arkansas*	3PT Made	N/A
2 / December 20, 2019 at Texas Tech*	3PT Attempted	N/A
4 / January 25, 2020 at Prairie View A&M*	FT Made	N/A
5 / December 29, 2020 at Oklahoma*	FT Attempted	N/A
28 / December 29, 2020 at Oklahoma*	Minutes	16 / February 25, 2024 vs Florida Atlantic

2023-24 STATISTICS

#30 SAM-GRANT, Nissa

Opponent	Date	GS	MIN	Total		3-Pointers		Free throws		Rebounds				PF	A	TO	BLK	STL	PTS	AVG
				FG-FGA	PCT	3FG-3FGA	PCT	FT-FTA	PCT	OFF	DEF	TOT	AVG							
at Arizona St.	11/06/2023		01:18	0-0	.000	0-0	.000	0-0	.000	0	0	0	0.0	0	0	0	0	0	0	0.0
at A&M-Corpus Christi	11/15/2023		03:09	1-1	1.000	0-0	.000	0-0	.000	0	1	1	0.5	2	0	1	0	0	2	1.0
at Texas Tech	11/20/2023		04:37	0-0	.000	0-0	.000	0-0	.000	0	0	0	0.3	0	0	0	0	0	0	0.7
at Sam Houston	11/25/2023		01:47	0-0	.000	0-0	.000	0-0	.000	0	0	0	0.3	0	0	1	1	0	0	0.5
UTEP	12/03/2023		14:17	2-3	.667	0-0	.000	0-0	.000	0	3	3	0.8	1	1	0	3	0	4	1.2
at Oregon	12/17/2023		02:26	0-0	.000	0-0	.000	0-0	.000	0	0	0	0.7	0	0	0	0	0	0	1.0
at East Carolina	01/02/2024		10:13	2-2	1.000	0-0	.000	0-0	.000	2	4	6	1.4	0	0	2	1	0	4	1.4
Wichita St.	01/06/2024		04:47	0-1	.000	0-0	.000	0-0	.000	1	0	1	1.4	0	0	0	0	0	0	1.3
Charlotte	01/14/2024		00:38	0-0	.000	0-0	.000	0-0	.000	0	0	0	1.2	0	0	0	0	0	0	1.1
South Fla.	01/16/2024		08:17	2-3	.667	0-0	.000	0-0	.000	0	0	0	1.1	0	0	0	1	0	4	1.4
at North Texas	02/18/2024		06:32	1-2	.500	0-0	.000	1-2	.500	3	1	4	1.4	1	0	0	1	0	3	1.5
Fla. Atlantic	02/25/2024	*	16:12	1-4	.250	0-0	.000	0-0	.000	3	0	3	1.5	1	0	1	0	0	2	1.6
at Memphis	02/28/2024		01:46	0-1	.000	0-0	.000	0-0	.000	0	0	0	1.4	0	0	0	0	0	0	1.5
Rice	03/05/2024		00:57	0-0	.000	0-0	.000	0-0	.000	0	0	0	1.3	1	0	0	0	0	0	1.4
vs East Carolina	03/12/2024		02:48	0-0	.000	0-0	.000	0-0	.000	0	0	0	1.2	0	0	0	0	0	0	1.3
Northern Colo.	03/21/2024		08:50	0-2	.000	0-0	.000	2-2	1.000	3	0	3	1.3	1	0	1	1	2	2	1.3
Totals		1	88:34	9-19	.474	0-0	.000	3-4	.750	12	9	21	1.3	7	1	5	9	2	21	1.3

Player Averages

Games Played	Minutes/game	Points/game	FG Pct	3FG Pct	FT Pct	Rebounds/game	Assists/game	Turnovers/game	Assist/Turnover ratio	Steals/game	Blocks/game
16	5.5	1.3	47.4	0.0	75.0	1.3	0.1	0.3	0.2	0.1	0.6

PLAYER GAME-BY-GAME STATISTICS

32

JORDYN JENKINS



Jenkins' Career and 2023-24 Game Highs (* at USC)

Career / Last	Category	2023-24 / Last
40 / February 20, 2023 at North Texas	Points	29 / February 18, 2024 at North Texas
16 / January 4, 2023 vs Middle Tennessee	Rebounds	11 / February 28, 2024 at Memphis
5 / January 16, 2022 vs Washington*	Assists	2 / March 2, 2024 at Wichita State
4 / November 26, 2022 vs St. John's	Steals	3 / February 18, 2024 at North Texas
4 / November 30, 2022 at Texas State	Blocks	2, 3x / March 21, 2024 vs Northern Colorado
15 / January 11, 2023 vs UTEP	FG Made	11, 2x / March 21, 2024 vs Northern Colorado
22 / January 11, 2023 vs UTEP	FG Attempted	17 / February 18, 2024 at North Texas
3, 4x / February 20, 2023 at North Texas	3PT Made	3 / February 18, 2024 at North Texas
6 / March 8, 2023 vs Florida Atlantic	3PT Attempted	5 / February 18, 2024 at North Texas
13 / February 20, 2023 at North Texas	FT Made	5 / March 5, 2024 vs Rice
16 / February 20, 2023 at North Texas	FT Attempted	5, 2x / March 21, 2024 vs Northern Colorado
39 / February 20, 2023 at North Texas	Minutes	26 / March 11, 2024 vs South Florida

#32 JENKINS, Jordyn

2023-24 STATISTICS

Opponent	Date	GS	MIN	Total		3-Pointers		Free throws		Rebounds				PF	A	TO	BLK	STL	PTS	AVG
				FG-FGA	PCT	3FG-3FGA	PCT	FT-FTA	PCT	OFF	DEF	TOT	AVG							
UAB	02/11/2024		11:46	3-12	.250	1-3	.333	4-4	1.000	3	3	6	6.0	1	1	0	1	0	11	11.0
at Tulsa	02/14/2024		14:40	4-13	.308	0-2	.000	3-3	1.000	2	5	7	6.5	4	1	1	0	1	11	11.0
at North Texas	02/18/2024		24:08	11-17	.647	3-5	.600	4-4	1.000	1	3	4	5.7	1	0	1	2	3	29	17.0
Temple	02/22/2024		25:60	6-12	.500	0-1	.000	3-5	.600	3	7	10	6.8	1	0	2	0	1	15	16.5
Fla. Atlantic	02/25/2024		19:25	3-9	.333	2-2	1.000	0-0	.000	2	5	7	6.8	3	1	2	1	2	8	14.8
at Memphis	02/28/2024		25:30	5-13	.385	0-1	.000	1-2	.500	2	9	11	7.5	5	0	5	1	2	11	14.2
at Wichita St.	03/02/2024		19:45	7-12	.583	0-2	.000	3-5	.600	1	5	6	7.3	3	2	1	1	0	17	14.6
Rice	03/05/2024		24:09	4-9	.444	1-1	1.000	5-5	1.000	3	6	9	7.5	3	0	2	1	2	14	14.5
vs South Fla.	03/11/2024		26:59	9-16	.563	1-4	.250	1-3	.333	1	5	6	7.3	2	1	3	2	1	20	15.1
vs East Carolina	03/12/2024		21:32	5-16	.313	1-3	.333	3-3	1.000	4	0	4	7.0	0	0	3	0	2	14	15.0
Northern Colo.	03/21/2024	*	25:59	11-16	.688	2-3	.667	3-5	.600	0	7	7	7.0	2	1	1	2	0	27	16.1
Totals		1	239:52	68-145	.469	11-27	.407	30-39	.769	22	55	77	7.0	25	7	21	11	14	177	16.1

Player Averages

Games Played	Minutes/game	Points/game	FG Pct	3FG Pct	FT Pct	Rebounds/game	Assists/game	Turnovers/game	Assist/Turnover ratio	Steals/game	Blocks/game
11	21.8	16.1	46.9	40.7	76.9	7.0	0.6	1.9	0.3	1.3	1.0

2023-24 ROADRUNNER WOMEN'S BASKETBALL STATS



PLAYER SEASON / CAREER STATISTICS



Summary

Player	Season Statistics										Career Statistics									
	GP-GS	MIN/G	FG%	3FG%	FT%	R/G	A/G	STL	BLK	PTS/G	GP-GS	MIN/G	FG%	3FG%	FT%	R/G	A/G	STL	BLK	PTS/G
ATWOOD, Hailey	30-10	11.9	.386	.294	.778	1.4	0.6	8	5	1.5	88-42	18.5	.335	.186	.623	2.9	0.8	35	15	3.0
COCKRELL, Madison	24-0	8.0	.267	.304	.727	1.4	0.4	15	1	1.6	41-2	9.4	.320	.311	.667	1.4	0.6	25	1	2.3
COLEMAN, Elyssa	31-29	26.3	.440	.294	.597	7.4	0.7	22	45	10.6	93-77	24.8	.428	.226	.644	6.3	0.6	51	140	9.3
GUTTADAURO, Siena	24-0	10.0	.319	.339	.667	1.1	0.6	1	1	2.8	52-3	11.1	.292	.305	.625	1.1	0.7	10	2	2.7
JENKINS, Jordyn	11-1	21.8	.469	.407	.769	7.0	0.6	14	11	16.1	84-67	25.2	.497	.336	.783	6.6	1.2	91	78	15.6
LINTON, Maya	25-10	15.4	.368	.273	.541	3.7	0.3	28	2	2.9	56-11	15.3	.386	.250	.586	3.6	0.4	41	10	2.5
LOVE, Sidney	32-31	30.7	.357	.211	.817	3.6	3.3	42	5	9.5	61-55	29.8	.388	.274	.813	3.6	2.8	79	9	9.8
LUCIO, Emma	12-0	7.9	.192	.125	.375	0.9	0.6	1	0	1.3	12-0	7.9	.192	.125	.375	0.9	0.6	1	0	1.3
MCGUIRE, Kyleigh	14-1	6.3	.500	.000	.714	1.4	0.4	1	0	1.9	56-8	8.8	.405	.000	.580	1.9	0.2	7	3	1.7
PARKER, Alexis	20-3	8.9	.243	.000	.476	1.2	0.5	5	4	1.4	44-4	11.0	.322	.189	.429	1.2	0.6	16	5	1.8
PROCTOR, Aysia	31-20	26.1	.447	.392	.609	5.1	1.4	17	7	9.9	31-20	26.1	.447	.392	.609	5.1	1.4	17	7	9.9
ROWE, Cheyenne	29-0	8.9	.481	.333	.652	2.5	0.2	5	2	2.3	45-0	8.9	.539	.333	.622	2.5	0.2	7	6	2.4
SAM-GRANT, Nissa	16-1	5.5	.474	.000	.750	1.3	0.1	2	9	1.3	16-1	5.5	.474	.000	.750	1.3	0.1	2	9	1.3
UDO, Idara	32-22	21.3	.466	.000	.554	6.0	0.8	15	25	7.5	32-22	21.3	.466	.000	.554	6.0	0.8	15	25	7.5
WHITE, Kyra	32-32	34.8	.331	.270	.672	5.1	4.9	34	33	10.2	141-86	25.0	.347	.269	.674	3.2	3.0	117	85	5.1

Scoring

Player	Season Statistics								Career Statistics							
	FG-FGA	FG%	3FG-3FGA	3FG%	FT-FTA	FT%	PTS	PTS/G	FG-FGA	FG%	3FG-3FGA	3FG%	FT-FTA	FT%	PTS	PTS/G
ATWOOD, Hailey	17-44	.386	5-17	.294	7-9	.778	46	1.5	107-319	.335	18-97	.186	33-53	.623	265	3.0
COCKRELL, Madison	12-45	.267	7-23	.304	8-11	.727	39	1.6	31-97	.320	14-45	.311	18-27	.667	94	2.3
COLEMAN, Elyssa	142-323	.440	5-17	.294	40-67	.597	329	10.6	362-845	.428	12-53	.226	130-202	.644	866	9.3
GUTTADAURO, Siena	22-69	.319	20-59	.339	4-6	.667	68	2.8	45-154	.292	39-128	.305	10-16	.625	139	2.7
JENKINS, Jordyn	68-145	.469	11-27	.407	30-39	.769	177	16.1	470-946	.497	42-125	.336	332-424	.783	1314	15.6
LINTON, Maya	25-68	.368	3-11	.273	20-37	.541	73	2.9	51-132	.386	3-12	.250	34-58	.586	139	2.5
LOVE, Sidney	109-305	.357	20-95	.211	67-82	.817	305	9.5	217-559	.388	49-179	.274	113-139	.813	596	9.8
LUCIO, Emma	5-26	.192	2-16	.125	3-8	.375	15	1.3	5-26	.192	2-16	.125	3-8	.375	15	1.3
MCGUIRE, Kyleigh	11-22	.500	0-0	.000	5-7	.714	27	1.9	32-79	.405	0-0	.000	29-50	.580	93	1.7
PARKER, Alexis	9-37	.243	0-11	.000	10-21	.476	28	1.4	28-87	.322	7-37	.189	15-35	.429	78	1.8
PROCTOR, Aysia	126-282	.447	40-102	.392	14-23	.609	306	9.9	126-282	.447	40-102	.392	14-23	.609	306	9.9
ROWE, Cheyenne	26-54	.481	1-3	.333	15-23	.652	68	2.3	41-76	.539	1-3	.333	23-37	.622	106	2.4
SAM-GRANT, Nissa	9-19	.474	0-0	.000	3-4	.750	21	1.3	9-19	.474	0-0	.000	3-4	.750	21	1.3
UDO, Idara	97-208	.466	0-0	.000	46-83	.554	240	7.5	97-208	.466	0-0	.000	46-83	.554	240	7.5
WHITE, Kyra	121-366	.331	43-159	.270	41-61	.672	326	10.2	273-787	.347	80-297	.269	87-129	.674	713	5.1

Totals

Player	Season Statistics										Career Statistics									
	O-REB	D-REB	TOTAL	PF	FO	A	TO	A/TO	O-REB	D-REB	TOTAL	PF	FO	A	TO	A/TO				
ATWOOD, Hailey	10	31	41	40	0	19	29	0.7	93	163	256	147	0	74	120	0.6				
COCKRELL, Madison	7	26	33	26	0	9	15	0.6	14	44	58	50	1	24	35	0.7				
COLEMAN, Elyssa	78	151	229	94	6	21	60	0.4	227	360	587	275	14	52	173	0.3				
GUTTADAURO, Siena	8	19	27	10	0	15	19	0.8	17	42	59	21	0	35	38	0.9				
JENKINS, Jordyn	22	55	77	25	1	7	21	0.3	173	380	553	212	10	97	196	0.5				
LINTON, Maya	40	53	93	64	3	8	21	0.4	90	113	203	149	4	21	58	0.4				
LOVE, Sidney	19	97	116	83	1	105	94	1.1	50	172	222	160	1	172	175	1.0				
LUCIO, Emma	2	9	11	8	0	7	14	0.5	2	9	11	8	0	7	14	0.5				
MCGUIRE, Kyleigh	6	13	19	19	0	5	9	0.6	44	60	104	93	3	12	32	0.4				
PARKER, Alexis	9	14	23	11	0	9	14	0.6	17	34	51	40	0	27	30	0.9				
PROCTOR, Aysia	43	115	158	58	1	42	68	0.6	43	115	158	58	1	42	68	0.6				
ROWE, Cheyenne	40	33	73	27	0	6	9	0.7	63	49	112	51	1	8	17	0.5				
SAM-GRANT, Nissa	12	9	21	7	0	1	5	0.2	12	9	21	7	0	1	5	0.2				
UDO, Idara	114	79	193	89	3	26	53	0.5	114	79	193	89	3	26	53	0.5				
WHITE, Kyra	25	137	162	61	0	158	95	1.7	65	388	453	234	3	428	309	1.4				

2023-24 ROADRUNNER WOMEN'S BASKETBALL STATS



TEAM AND OPPONENTS STATISTICS



	UTSA	OPP
Scoring	2068	2014
Points per game	64.6	62.9
Scoring margin	+1.7	-
Field goals-att	799-2013	690-1918
Field goal pct	.397	.360
3 point fg-att	157-540	198-674
3-point FG pct	.291	.294
3-pt FG made per game	4.9	6.2
Free throws-att	313-481	436-648
Free throw pct	.651	.673
F-Throws made per game	9.8	13.6
Rebounds	1432	1161
Rebounds per game	44.8	36.3
Rebounding margin	+8.5	-
Assists	438	389
Assists per game	13.7	12.2
Turnovers	553	443
Turnovers per game	17.3	13.8
Turnover margin	-3.4	-
Assist/turnover ratio	0.8	0.9
Steals	210	247
Steals per game	6.6	7.7
Blocks	150	118
Blocks per game	4.7	3.7
Winning streak	1	-
Home win streak	3	-
Attendance	12602	22234
Home games-Avg/Game	14-900	16-1390
Neutral site-Avg/Game	-	2-760

Score by Periods

Team	1st	2nd	3rd	4th	OT	TOT
UTSA	475	480	530	527	56	2068
Opponents	467	490	502	507	48	2014

2023-24 ROADRUNNER WOMEN'S BASKETBALL STATS



INDIVIDUAL GAME HIGHS



POINTS	32		Elyssa Coleman vs Wichita St. (01/06/2024)
	29		Jordyn Jenkins at North Texas (02/18/2024)
	27		Jordyn Jenkins vs Northern Colo. (03/21/2024)
	26		Idara Udo vs Charlotte (01/14/2024)
	26		Sidney Love at UT Arlington (11/18/2023)
FIELD GOALS MADE	14		Elyssa Coleman vs Wichita St. (01/06/2024)
	11		Jordyn Jenkins vs Northern Colo. (03/21/2024)
	11		Jordyn Jenkins at North Texas (02/18/2024)
	11		Elyssa Coleman vs UTEP (12/03/2023)
FIELD GOAL ATTEMPTS	21		Aysia Proctor at Oregon (12/17/2023)
	20		Elyssa Coleman vs Wichita St. (01/06/2024)
FIELD GOAL PERCENTAGE (min 5 made)	.889	(8-9)	Aysia Proctor vs New Mexico St. (11/10/2023)
	.846	(11-13)	Elyssa Coleman vs UTEP (12/03/2023)
3 PT FG MADE	5		Kyra White vs Fla. Atlantic (02/25/2024)
	5		Kyra White vs South Fla. (01/16/2024)
	5		Aysia Proctor vs Charlotte (01/14/2024)
3 PT FG ATTEMPTS	11		Kyra White vs South Fla. (01/16/2024)
	9		Aysia Proctor at North Texas (02/18/2024)
	9		Kyra White at Temple (12/30/2023)
3 PT FG PERCENTAGE (min 2 made)	1.000	(2-2)	Jordyn Jenkins vs Fla. Atlantic (02/25/2024)
	1.000	(2-2)	Siena Guttadauro vs Tulane (02/04/2024)
FREE THROWS MADE	13		Sidney Love at UT Arlington (11/18/2023)
	8		Idara Udo vs Charlotte (01/14/2024)
FREE THROW ATTEMPTS	15		Sidney Love at UT Arlington (11/18/2023)
	10		Idara Udo vs Charlotte (01/14/2024)
FREE THROW PERCENTAGE (min 3 made)	1.000	(5-5)	Jordyn Jenkins vs Rice (03/05/2024)
	1.000	(5-5)	Sidney Love at Oregon (12/17/2023)
	1.000	(4-4)	Cheyenne Rowe at Memphis (02/28/2024)
	1.000	(4-4)	Jordyn Jenkins at North Texas (02/18/2024)
	1.000	(4-4)	Jordyn Jenkins vs UAB (02/11/2024)
	1.000	(4-4)	Kyra White at Temple (12/30/2023)
	1.000	(4-4)	Elyssa Coleman at Seattle U (12/19/2023)
	1.000	(4-4)	Sidney Love at A&M-Corpus Christi (11/15/2023)
	1.000	(3-3)	Jordyn Jenkins vs East Carolina (N) (03/12/2024)
	1.000	(3-3)	Idara Udo vs Fla. Atlantic (02/25/2024)
	1.000	(3-3)	Jordyn Jenkins at Tulsa (02/14/2024)
	1.000	(3-3)	Kyra White at Sam Houston (11/25/2023)
	1.000	(3-3)	Sidney Love at Texas Tech (11/20/2023)
1.000	(3-3)	Maya Linton vs New Mexico St. (11/10/2023)	
REBOUNDS	19		Elyssa Coleman vs Wichita St. (01/06/2024)
	13		Idara Udo vs Fla. Atlantic (02/25/2024)
	13		Aysia Proctor vs Charlotte (01/14/2024)
	13		Elyssa Coleman at Oregon (12/17/2023)
ASSISTS	9		Kyra White vs Northern Colo. (03/21/2024)
	9		Kyra White vs Charlotte (01/14/2024)
STEALS	6		Maya Linton at Tulsa (02/14/2024)
	4		Elyssa Coleman vs Tulane (02/04/2024)
	4		Kyra White at Fla. Atlantic (01/10/2024)
BLOCKED SHOTS	4		Elyssa Coleman vs Temple (02/22/2024)
	4		Elyssa Coleman vs North Texas (01/31/2024)
	4		Kyra White vs Texas St. (11/30/2023)
	4		Idara Udo vs Texas St. (11/30/2023)
	4		Elyssa Coleman vs New Mexico St. (11/10/2023)

2023-24 ROADRUNNER WOMEN'S BASKETBALL STATS



OPPONENTS INDIVIDUAL GAME HIGHS



POINTS	30		Malia Fisher vs Rice (03/05/2024)
	27		Tracey Hueston vs Charlotte (01/14/2024)
	23		Vittoria Blasigh vs South Fla. (N) (03/11/2024)
	22		Denim DeShields at UAB (01/21/2024)
	22		Karina Gordon at East Carolina (01/02/2024)
FIELD GOALS MADE	11		Malia Fisher vs Rice (03/05/2024)
	10		Denim DeShields at UAB (01/21/2024)
	10		Tracey Hueston vs Charlotte (01/14/2024)
FIELD GOAL ATTEMPTS	24		Malia Fisher vs Rice (03/05/2024)
	23		Denim DeShields at UAB (01/21/2024)
FIELD GOAL PERCENTAGE (min 5 made)	.750	(6-8)	Amira Mabry vs Tulane (02/04/2024)
	.714	(5-7)	Devyn Scott vs Fla. Atlantic (02/25/2024)
	.714	(5-7)	Mady Cartwright at Tulsa (02/14/2024)
	.714	(5-7)	Tatyana Wyche at East Carolina (01/02/2024)
	.714	(5-7)	Mireia Aguado at A&M-Corpus Christi (11/15/2023)
3 PT FG MADE	7		Mya Perry at Fla. Atlantic (01/10/2024)
	6		Karina Gordon at East Carolina (01/02/2024)
3 PT FG ATTEMPTS	12		Mya Perry at Fla. Atlantic (01/10/2024)
	11		Vittoria Blasigh vs South Fla. (01/16/2024)
3 PT FG PERCENTAGE (min 2 made)	1.000	(4-4)	Tracey Hueston vs Charlotte (01/14/2024)
	.800	(4-5)	Tylie Jones vs New Mexico St. (11/10/2023)
FREE THROWS MADE	10		Jaddan Simmons at Arizona St. (11/06/2023)
	8		Malia Fisher vs Rice (03/05/2024)
	8		Tiarra East vs Temple (02/22/2024)
	8		Imani Smith vs Charlotte (01/14/2024)
	8		Erin Wilson vs UTEP (12/03/2023)
FREE THROW ATTEMPTS	12		Jaddan Simmons at Arizona St. (11/06/2023)
	11		Alecia Westbrook at A&M-Corpus Christi (11/15/2023)
FREE THROW PERCENTAGE (min 3 made)	1.000	(8-8)	Erin Wilson vs UTEP (12/03/2023)
	1.000	(6-6)	Vittoria Blasigh vs South Fla. (N) (03/11/2024)
	1.000	(6-6)	Chance Gray at Oregon (12/17/2023)
	1.000	(5-5)	Amiya Joyner vs East Carolina (N) (03/12/2024)
	1.000	(5-5)	Dyani Robinson vs North Texas (01/31/2024)
	1.000	(5-5)	Laila Blair vs Houston (12/14/2023)
	1.000	(4-4)	Devyn Scott vs Fla. Atlantic (02/25/2024)
	1.000	(4-4)	Temira Poindexter at Tulsa (02/14/2024)
	1.000	(4-4)	Jessika Evans at Tulsa (02/14/2024)
	1.000	(4-4)	Kyren Whittington vs Tulane (02/04/2024)
	1.000	(4-4)	Karina Gordon at East Carolina (01/02/2024)
	1.000	(4-4)	Rayne Tucker at Temple (12/30/2023)
	1.000	(3-3)	Aniya Hubbard vs Fla. Atlantic (02/25/2024)
	1.000	(3-3)	Kylee Schneringer vs UAB (02/11/2024)
	1.000	(3-3)	Aniya Bell vs Wichita St. (01/06/2024)
REBOUNDS	17		Alasia Smith at Memphis (02/28/2024)
	13		Amiya Joyner vs East Carolina (N) (03/12/2024)
	13		Evelien Lutje Schipholt vs South Fla. (N) (03/11/2024)
	13		Tatyana Wyche at East Carolina (01/02/2024)
ASSISTS	9		Peyton Howard at Seattle U (12/19/2023)
	7		Reagan Bradley at SMU (01/27/2024)
	7		Karina Gordon at East Carolina (01/02/2024)
STEALS	6		Danae McNeal at East Carolina (01/02/2024)
	5		DesiRay Kernal at North Texas (02/18/2024)

2023-24 ROADRUNNER WOMEN'S BASKETBALL STATS

UTSA OPPONENTS INDIVIDUAL GAME HIGHS CONT.

Opponent - Individual Game Highs

BLOCKED SHOTS	5	Amirah Abdur-Rahim at SMU (01/27/2024)
	4	Amiya Joyner vs East Carolina (N) (03/12/2024)
	4	Hannah Pratt vs Tulane (02/04/2024)
	4	Grace VanSlooten at Oregon (12/17/2023)
	4	Nabaweeyah McGill at A&M-Corpus Christi (11/15/2023)
TURNOVERS	7	Temira Poindexter at Tulsa (02/14/2024)
	6	Daniela Abies at Wichita St. (03/02/2024)
	6	Karina Gordon at East Carolina (01/02/2024)
	6	Mireia Aguado at A&M-Corpus Christi (11/15/2023)
FOULS	5	Jayla Murray at Wichita St. (03/02/2024)
	5	Aniya Hubbard vs Fla. Atlantic (02/25/2024)
	5	Ines Piper vs Temple (02/22/2024)
	5	Tracey Hueston vs Charlotte (01/14/2024)
	5	Tiffany Tullis vs Texas St. (11/30/2023)
	5	Diana Rosenthal at Sam Houston (11/25/2023)
	5	Gia Adams at UT Arlington (11/18/2023)
	5	Nabaweeyah McGill at A&M-Corpus Christi (11/15/2023)

2023-24 ROADRUNNER WOMEN'S BASKETBALL STATS



STATISTICAL LEADERS



Points

##	Player	G	Pts	Pts/G
0	Coleman, Elyssa	31	329	10.6
22	White, Kyra	32	326	10.2
12	Proctor, Aysia	31	306	9.9
11	Love, Sidney	32	305	9.5
25	Udo, Idara	32	240	7.5
32	Jenkins, Jordyn	11	177	16.1
20	Linton, Maya	25	73	2.9
4	Guttadauro, Siena	24	68	2.8
21	Rowe, Cheyenne	29	68	2.3
1	Atwood, Hailey	30	46	1.5
5	Cockrell, Madison	24	39	1.6
2	Parker, Alexis	20	28	1.4
23	McGuire, Kyleigh	14	27	1.9
30	Sam-Grant, Nissa	16	21	1.3
3	Lucio, Emma	12	15	1.3

Scoring Average

##	Player	G	Pts	Pts/G
32	Jenkins, Jordyn	11	177	16.1
0	Coleman, Elyssa	31	329	10.6
22	White, Kyra	32	326	10.2
12	Proctor, Aysia	31	306	9.9
11	Love, Sidney	32	305	9.5
25	Udo, Idara	32	240	7.5
20	Linton, Maya	25	73	2.9
4	Guttadauro, Siena	24	68	2.8
21	Rowe, Cheyenne	29	68	2.3
23	McGuire, Kyleigh	14	27	1.9
5	Cockrell, Madison	24	39	1.6
1	Atwood, Hailey	30	46	1.5
2	Parker, Alexis	20	28	1.4
30	Sam-Grant, Nissa	16	21	1.3
3	Lucio, Emma	12	15	1.3

Field Goal Percentage

##	Player	FG	Att	Pct
23	McGuire, Kyleigh	11	22	.500
21	Rowe, Cheyenne	26	54	.481
30	Sam-Grant, Nissa	9	19	.474
32	Jenkins, Jordyn	68	145	.469
25	Udo, Idara	97	208	.466
12	Proctor, Aysia	126	282	.447
0	Coleman, Elyssa	142	323	.440
1	Atwood, Hailey	17	44	.386
20	Linton, Maya	25	68	.368
11	Love, Sidney	109	305	.357
22	White, Kyra	121	366	.331
4	Guttadauro, Siena	22	69	.319
5	Cockrell, Madison	12	45	.267
2	Parker, Alexis	9	37	.243
3	Lucio, Emma	5	26	.192

Field Goal Attempts

##	Player	G	Att	Att/G
22	White, Kyra	32	366	11.4
0	Coleman, Elyssa	31	323	10.4
11	Love, Sidney	32	305	9.5
12	Proctor, Aysia	31	282	9.1
25	Udo, Idara	32	208	6.5

Field Goals Made

##	Player	G	Made	Made/G
0	Coleman, Elyssa	31	142	4.6
12	Proctor, Aysia	31	126	4.1
22	White, Kyra	32	121	3.8
11	Love, Sidney	32	109	3.4
25	Udo, Idara	32	97	3.0

2023-24 ROADRUNNER WOMEN'S BASKETBALL STATS



STATISTICAL LEADERS CONT.



3-Point FG Percentage

##	Player	3FG	Att	Pct
32	Jenkins, Jordyn	11	27	.407
12	Proctor, Aysia	40	102	.392
4	Guttadauro, Siena	20	59	.339
21	Rowe, Cheyenne	1	3	.333
5	Cockrell, Madison	7	23	.304
0	Coleman, Elyssa	5	17	.294
1	Atwood, Hailey	5	17	.294
20	Linton, Maya	3	11	.273
22	White, Kyra	43	159	.270
11	Love, Sidney	20	95	.211
3	Lucio, Emma	2	16	.125

3-Point FG Attempts

##	Player	G	Att	Att/G
22	White, Kyra	32	159	5.0
12	Proctor, Aysia	31	102	3.3
11	Love, Sidney	32	95	3.0
4	Guttadauro, Siena	24	59	2.5
32	Jenkins, Jordyn	11	27	2.5

3-Point FG Made

##	Player	G	Made	Made/G
22	White, Kyra	32	43	1.3
12	Proctor, Aysia	31	40	1.3
11	Love, Sidney	32	20	0.6
4	Guttadauro, Siena	24	20	0.8
32	Jenkins, Jordyn	11	11	1.0

Free Throw Percentage

##	Player	Made	Att	Pct
11	Love, Sidney	67	82	.817
1	Atwood, Hailey	7	9	.778
32	Jenkins, Jordyn	30	39	.769
30	Sam-Grant, Nissa	3	4	.750
5	Cockrell, Madison	8	11	.727
23	McGuire, Kyleigh	5	7	.714
22	White, Kyra	41	61	.672
4	Guttadauro, Siena	4	6	.667
21	Rowe, Cheyenne	15	23	.652
12	Proctor, Aysia	14	23	.609
0	Coleman, Elyssa	40	67	.597
25	Udo, Idara	46	83	.554
20	Linton, Maya	20	37	.541
2	Parker, Alexis	10	21	.476
3	Lucio, Emma	3	8	.375

Free Throw Attempts

##	Player	G	Att	Att/G
25	Udo, Idara	32	83	2.6
11	Love, Sidney	32	82	2.6
0	Coleman, Elyssa	31	67	2.2
22	White, Kyra	32	61	1.9
32	Jenkins, Jordyn	11	39	3.5

Free Throws Made

##	Player	G	Made	Made/G
11	Love, Sidney	32	67	2.1
25	Udo, Idara	32	46	1.4
22	White, Kyra	32	41	1.3
0	Coleman, Elyssa	31	40	1.3
32	Jenkins, Jordyn	11	30	2.7

Rebounds

##	Player	G	Reb	Reb/G
0	Coleman, Elyssa	31	229	7.4
25	Udo, Idara	32	193	6.0
22	White, Kyra	32	162	5.1
12	Proctor, Aysia	31	158	5.1
11	Love, Sidney	32	116	3.6

Assists

##	Player	G	Ast	Ast/G
22	White, Kyra	32	158	4.9
11	Love, Sidney	32	105	3.3
12	Proctor, Aysia	31	42	1.4
25	Udo, Idara	32	26	0.8
0	Coleman, Elyssa	31	21	0.7

2023-24 ROADRUNNER WOMEN'S BASKETBALL STATS



STATISTICAL LEADERS CONT.



##	Player	G	Reb	Reb/G
0	Coleman, Elyssa	31	229	7.4
32	Jenkins, Jordyn	11	77	7.0
25	Udo, Idara	32	193	6.0
12	Proctor, Aysia	31	158	5.1
22	White, Kyra	32	162	5.1

Offensive Rebounds

##	Player	G	OReb	OReb/G
25	Udo, Idara	32	114	3.6
0	Coleman, Elyssa	31	78	2.5
12	Proctor, Aysia	31	43	1.4
20	Linton, Maya	25	40	1.6
21	Rowe, Cheyenne	29	40	1.4

Defensive Rebounds

##	Player	G	DReb	DReb/G
0	Coleman, Elyssa	31	151	4.9
22	White, Kyra	32	137	4.3
12	Proctor, Aysia	31	115	3.7
11	Love, Sidney	32	97	3.0
25	Udo, Idara	32	79	2.5

Fouls

##	Player	G	PF	PF/G
0	Coleman, Elyssa	31	94	3.0
25	Udo, Idara	32	89	2.8
11	Love, Sidney	32	83	2.6
20	Linton, Maya	25	64	2.6
22	White, Kyra	32	61	1.9

Foul Outs

##	Player	G	FO
0	Coleman, Elyssa	31	6
25	Udo, Idara	32	3
20	Linton, Maya	25	3
32	Jenkins, Jordyn	11	1
12	Proctor, Aysia	31	1

##	Player	G	Stl	Stl/G
11	Love, Sidney	32	42	1.3
22	White, Kyra	32	34	1.1
20	Linton, Maya	25	28	1.1
0	Coleman, Elyssa	31	22	0.7
12	Proctor, Aysia	31	17	0.5

Blocked Shots

##	Player	G	Blk	Blk/G
0	Coleman, Elyssa	31	45	1.5
22	White, Kyra	32	33	1.0
25	Udo, Idara	32	25	0.8
32	Jenkins, Jordyn	11	11	1.0
30	Sam-Grant, Nissa	16	9	0.6

Minutes

##	Player	G	Min	Min/G
22	White, Kyra	32	1115	34:50
11	Love, Sidney	32	981	30:40
0	Coleman, Elyssa	31	816	26:20
12	Proctor, Aysia	31	809	26:06
25	Udo, Idara	32	683	21:21

Turnovers

##	Player	G	TO	TO/G
22	White, Kyra	32	95	3.0
11	Love, Sidney	32	94	2.9
12	Proctor, Aysia	31	68	2.2
0	Coleman, Elyssa	31	60	1.9
25	Udo, Idara	32	53	1.7

2023-24 ROADRUNNER WOMEN'S BASKETBALL STATS



TEAM GAME-BY-GAME



Date	Opponent	Score	Att.	High Points	High Rebounds	
11/06/2023	at Arizona St.	L	55-70	821	(10) LINTON, Maya (10) UDO, Idara	(9) ROWE, Cheyenne (9) UDO, Idara
11/10/2023	New Mexico St.	W	58-55	712	(19) PROCTOR, Aysia	(11) UDO, Idara
11/15/2023	at A&M-Corpus Christi	Wot	66-59	779	(18) WHITE, Kyra	(7) LINTON, Maya (7) ROWE, Cheyenne
11/18/2023	at UT Arlington	W	70-66	832	(26) LOVE, Sidney	(10) LINTON, Maya
11/20/2023	at Texas Tech	L	58-63	4155	(18) LOVE, Sidney	(8) WHITE, Kyra (8) COLEMAN, Elyssa
11/25/2023	at Sam Houston	W	63-56	235	(17) COLEMAN, Elyssa	(8) PROCTOR, Aysia
11/30/2023	Texas St.	Lot	57-65	1535	(11) COLEMAN, Elyssa (11) GUTTADAURO, Siena (11) LOVE, Sidney	(9) COLEMAN, Elyssa
12/03/2023	UTEP	W	90-66	926	(23) COLEMAN, Elyssa	(8) COLEMAN, Elyssa
12/14/2023	Houston	L	64-66	869	(19) PROCTOR, Aysia	(8) WHITE, Kyra (8) UDO, Idara
12/17/2023	at Oregon	L	48-61	5549	(20) PROCTOR, Aysia	(13) COLEMAN, Elyssa
12/19/2023	at Seattle U	W	75-64	339	(18) COLEMAN, Elyssa	(9) COLEMAN, Elyssa (9) UDO, Idara
12/30/2023	at Temple	L	58-71	1324	(16) WHITE, Kyra	(7) COLEMAN, Elyssa (7) LOVE, Sidney
01/02/2024	at East Carolina	L	54-82	956	(13) COCKRELL, Madison	(6) SAM-GRANT, Nissa
01/06/2024	Wichita St.	W	74-60	722	(32) COLEMAN, Elyssa	(19) COLEMAN, Elyssa
01/10/2024	at Fla. Atlantic	W	73-60	243	(17) PROCTOR, Aysia	(10) COLEMAN, Elyssa
01/14/2024	Charlotte	Wot2	81-80	671	(26) UDO, Idara	(13) PROCTOR, Aysia
01/16/2024	South Fla.	W	65-42	758	(23) WHITE, Kyra	(8) WHITE, Kyra (8) PROCTOR, Aysia
01/21/2024	at UAB	L	53-54	406	(11) WHITE, Kyra (11) LOVE, Sidney (11) UDO, Idara	(10) WHITE, Kyra
01/27/2024	at SMU	L	58-75	1396	(11) COLEMAN, Elyssa (11) LOVE, Sidney (11) UDO, Idara	(11) WHITE, Kyra
01/31/2024	North Texas	Wot	75-67	924	(14) UDO, Idara	(12) UDO, Idara
02/04/2024	Tulane	L	64-75	990	(21) COLEMAN, Elyssa	(12) COLEMAN, Elyssa
02/11/2024	UAB	W	76-58	738	(14) PROCTOR, Aysia	(7) PROCTOR, Aysia (7) UDO, Idara
02/14/2024	at Tulsa	L	70-74	1177	(16) LOVE, Sidney	(7) JENKINS, Jordyn (7) PROCTOR, Aysia
02/18/2024	at North Texas	W	66-63	1826	(29) JENKINS, Jordyn	(9) COLEMAN, Elyssa
02/22/2024	Temple	L	48-56	881	(15) JENKINS, Jordyn	(11) COLEMAN, Elyssa
02/25/2024	Fla. Atlantic	W	76-60	751	(23) WHITE, Kyra	(13) UDO, Idara
02/28/2024	at Memphis	L	53-60	973	(11) JENKINS, Jordyn	(11) JENKINS, Jordyn
03/02/2024	at Wichita St.	W	68-61	1223	(17) JENKINS, Jordyn	(11) COLEMAN, Elyssa
03/05/2024	Rice	W	60-52	1252	(14) COLEMAN, Elyssa (14) JENKINS, Jordyn	(11) UDO, Idara
03/11/2024	vs South Fla.	W	58-56	0	(20) JENKINS, Jordyn	(6) JENKINS, Jordyn
03/12/2024	vs East Carolina	L	54-55	1520	(14) JENKINS, Jordyn	(9) PROCTOR, Aysia
03/21/2024	Northern Colo.	W	80-62	873	(27) JENKINS, Jordyn	(7) JENKINS, Jordyn

2023-24 ROADRUNNER WOMEN'S BASKETBALL STATS



TEAM GAME HIGHS



POINTS	90		UTEP (12/03/2023)
	81		Charlotte (01/14/2024)
	80		Northern Colo. (03/21/2024)
	76		Fla. Atlantic (02/25/2024)
	76		UAB (02/11/2024)
FIELD GOALS MADE	35		UTEP (12/03/2023)
	32		UAB (02/11/2024)
FIELD GOAL ATTEMPTS	81		Wichita St. (01/06/2024)
	77		at Oregon (12/17/2023)
FIELD GOAL PERCENTAGE	.583	(35-60)	UTEP (12/03/2023)
	.477	(31-65)	Northern Colo. (03/21/2024)
3 PT FG MADE	11		Fla. Atlantic (02/25/2024)
	11		South Fla. (01/16/2024)
3 PT FG ATTEMPTS	27		at North Texas (02/18/2024)
	25		at East Carolina (01/02/2024)
3 PT FG PERCENTAGE	.500	(11-22)	South Fla. (01/16/2024)
	.500	(2-4)	at Sam Houston (11/25/2023)
FREE THROWS MADE	20		at UT Arlington (11/18/2023)
	19		Rice (03/05/2024)
FREE THROW ATTEMPTS	29		at Sam Houston (11/25/2023)
	29		at UT Arlington (11/18/2023)
FREE THROW PERCENTAGE	.900	(9-10)	Fla. Atlantic (02/25/2024)
	.857	(6-7)	at Oregon (12/17/2023)
REBOUNDS	57		at Oregon (12/17/2023)
	55		South Fla. (01/16/2024)
ASSISTS	22		Wichita St. (01/06/2024)
	22		UTEP (12/03/2023)
STEALS	15		at East Carolina (01/02/2024)
	11		at Tulsa (02/14/2024)
BLOCKED SHOTS	11		Texas St. (11/30/2023)
	9		at Sam Houston (11/25/2023)
TURNOVERS	31		at Texas Tech (11/20/2023)
	29		at East Carolina (01/02/2024)
FOULS	28		at East Carolina (01/02/2024)
	28		at A&M-Corpus Christi (11/15/2023)

2023-24 ROADRUNNER WOMEN'S BASKETBALL STATS



OPPONENT GAME HIGHS



POINTS	82	at East Carolina (01/02/2024)
	80	Charlotte (01/14/2024)
	75	Tulane (02/04/2024)
	75	at SMU (01/27/2024)
	74	at Tulsa (02/14/2024)
FIELD GOALS MADE	29	at SMU (01/27/2024)
	27	Tulane (02/04/2024)
	27	at Temple (12/30/2023)
FIELD GOAL ATTEMPTS	76	North Texas (01/31/2024)
	70	at UAB (01/21/2024)
FIELD GOAL PERCENTAGE	.551 (27-49)	Tulane (02/04/2024)
	.500 (26-52)	at Tulsa (02/14/2024)
3 PT FG MADE	13	Tulane (02/04/2024)
	13	at Fla. Atlantic (01/10/2024)
3 PT FG ATTEMPTS	31	at Fla. Atlantic (01/10/2024)
	29	North Texas (01/31/2024)
3 PT FG PERCENTAGE	.556 (10-18)	at East Carolina (01/02/2024)
	.464 (13-28)	Tulane (02/04/2024)
FREE THROWS MADE	23	Charlotte (01/14/2024)
	22	at East Carolina (01/02/2024)
FREE THROW ATTEMPTS	33	Charlotte (01/14/2024)
	32	at A&M-Corpus Christi (11/15/2023)
FREE THROW PERCENTAGE	.929 (13-14)	vs South Fla. (N) (03/11/2024)
	.889 (8-9)	Tulane (02/04/2024)
REBOUNDS	49	Texas St. (11/30/2023)
	48	Temple (02/22/2024)
ASSISTS	20	Northern Colo. (03/21/2024)
	19	at Tulsa (02/14/2024)
	19	Tulane (02/04/2024)
	19	at SMU (01/27/2024)
	19	at East Carolina (01/02/2024)
	19	at UT Arlington (11/18/2023)
STEALS	16	at Texas Tech (11/20/2023)
	14	at East Carolina (01/02/2024)
BLOCKED SHOTS	13	at Oregon (12/17/2023)
	8	vs East Carolina (N) (03/12/2024)
TURNOVERS	26	at East Carolina (01/02/2024)
	19	at Tulsa (02/14/2024)
FOULS	25	at Sam Houston (11/25/2023)
	25	at Arizona St. (11/06/2023)

2023-24 ROADRUNNER WOMEN'S BASKETBALL STATS



TEAM GAME LOWS



POINTS	48	Temple (02/22/2024)
	48	at Oregon (12/17/2023)
	53	at Memphis (02/28/2024)
	53	at UAB (01/21/2024)
	54	vs East Carolina (N) (03/12/2024)
	54	at East Carolina (01/02/2024)
FIELD GOALS MADE	19	Rice (03/05/2024)
	19	Temple (02/22/2024)
FIELD GOAL ATTEMPTS	51	at Sam Houston (11/25/2023)
	51	at Texas Tech (11/20/2023)
FIELD GOAL PERCENTAGE	.260 (20-77)	at Oregon (12/17/2023)
	.313 (20-64)	at East Carolina (01/02/2024)
3 PT FG MADE	1	Temple (02/22/2024)
	2	at Memphis (02/28/2024)
	2	at Seattle U (12/19/2023)
	2	at Oregon (12/17/2023)
	2	at Sam Houston (11/25/2023)
	2	at UT Arlington (11/18/2023)
	2	at Arizona St. (11/06/2023)
3 PT FG ATTEMPTS	4	at Sam Houston (11/25/2023)
	9	at Seattle U (12/19/2023)
3 PT FG PERCENTAGE	.083 (1-12)	Temple (02/22/2024)
	.111 (2-18)	at Oregon (12/17/2023)
FREE THROWS MADE	4	at UAB (01/21/2024)
	5	vs East Carolina (N) (03/12/2024)
	5	vs South Fla. (N) (03/11/2024)
FREE THROW ATTEMPTS	6	at UAB (01/21/2024)
	7	at Oregon (12/17/2023)
FREE THROW PERCENTAGE	.455 (5-11)	vs South Fla. (N) (03/11/2024)
	.462 (6-13)	South Fla. (01/16/2024)
REBOUNDS	35	at North Texas (02/18/2024)
	37	vs South Fla. (N) (03/11/2024)
ASSISTS	5	at Tulsa (02/14/2024)
	6	at Texas Tech (11/20/2023)
STEALS	1	UTEP (12/03/2023)
	2	Texas St. (11/30/2023)
BLOCKED SHOTS	0	at Tulsa (02/14/2024)
	0	at Oregon (12/17/2023)
TURNOVERS	9	Northern Colo. (03/21/2024)
	9	UAB (02/11/2024)
FOULS	9	UAB (02/11/2024)
	12	Houston (12/14/2023)

2023-24 ROADRUNNER WOMEN'S BASKETBALL STATS



OPPONENT GAME LOWS



POINTS	42		South Fla. (01/16/2024)
	52		Rice (03/05/2024)
	54		at UAB (01/21/2024)
	55		vs East Carolina (N) (03/12/2024)
	55		New Mexico St. (11/10/2023)
FIELD GOALS MADE	12		South Fla. (01/16/2024)
	17		at Sam Houston (11/25/2023)
FIELD GOAL ATTEMPTS	49		Fla. Atlantic (02/25/2024)
	49		Tulane (02/04/2024)
FIELD GOAL PERCENTAGE	.211	(12-57)	South Fla. (01/16/2024)
	.246	(17-69)	at Sam Houston (11/25/2023)
3 PT FG MADE	2		Rice (03/05/2024)
	2		Temple (02/22/2024)
3 PT FG ATTEMPTS	12		at Temple (12/30/2023)
	14		at A&M-Corpus Christi (11/15/2023)
3 PT FG PERCENTAGE	.111	(2-18)	Rice (03/05/2024)
	.130	(3-23)	South Fla. (01/16/2024)
FREE THROWS MADE	5		at UAB (01/21/2024)
	5		at Fla. Atlantic (01/10/2024)
FREE THROW ATTEMPTS	9		Tulane (02/04/2024)
	10		UAB (02/11/2024)
FREE THROW PERCENTAGE	.450	(9-20)	Northern Colo. (03/21/2024)
	.455	(5-11)	at UAB (01/21/2024)
	.455	(5-11)	at Fla. Atlantic (01/10/2024)
REBOUNDS	21		Tulane (02/04/2024)
	23		Fla. Atlantic (02/25/2024)
ASSISTS	6		at Memphis (02/28/2024)
	6		Temple (02/22/2024)
STEALS	2		UAB (02/11/2024)
	2		at UAB (01/21/2024)
BLOCKED SHOTS	0		Temple (02/22/2024)
	0		at Sam Houston (11/25/2023)
TURNOVERS	7		vs South Fla. (N) (03/11/2024)
	8		at SMU (01/27/2024)
	8		Texas St. (11/30/2023)
FOULS	8		at SMU (01/27/2024)
	9		at Oregon (12/17/2023)

AROUND THE WNIT



2024 POSTSEASON WNIT BRACKET



1ST ROUND MAR 20-22 2ND ROUND MAR 23-26 SUPER 16 MAR 27-29 GREAT 8 MAR 30 - APRIL 1 FAB 4 APRIL 2-3 CHAMPIONSHIP APRIL 6 FAB 4 APRIL 2-3 GREAT 8 MAR 30 - APRIL 1 SUPER 16 MAR 27-29 2ND ROUND MAR 23-26 1ST ROUND MAR 20-22



Schedule

- Selection - March 17
- Bracket Announced - March 18
- Round 1 - March 20-22
- Round 2 - March 23-26
- Super 16 - March 27-29
- Great 8 - March 30-April 1
- Fab 4 - April 2-3
- Championship - Saturday, April 6

Past Champs

- 2023 - Kansas
- 2022 - South Dakota State
- 2021 - Rice
- 2020 - No tournament
- 2019 - Arizona
- 2018 - Indiana
- 2017 - Michigan
- 2016 - South Dakota
- 2015 - UCLA
- 2014 - Rutgers
- 2013 - Drexel
- 2012 - Oklahoma State
- 2011 - Toledo
- 2010 - California
- 2009 - South Florida
- 2008 - Marquette
- 2007 - Wyoming
- 2006 - Kansas State
- 2005 - Missouri State
- 2004 - Creighton
- 2003 - Auburn
- 2002 - Oregon
- 2001 - Ohio State
- 2000 - Wisconsin
- 1999 - Arkansas
- 1998 - Penn State



The Postseason Women's National Invitation Tournament began in 1998 with 16 teams playing for a postseason crown. The event has undergone four expansions throughout which its mission has remained the same: To give deserving teams a quality opportunity to play exciting games for a postseason title.

Following the inaugural year, the field doubled to 32 teams and remained that way until 2006 when a renewed commitment was made to schools. The WNIT expanded to a 40-team field to give spots to teams that won their regular-season conference title but did not win their conference tournament and therefore were excluded from the NCAA Tournament.

The WNIT furthered that commitment to conferences in 2007, when it expanded to 48 teams and awarded an automatic berth to each conference. The number of at-large berths remained at 17 until 2010, when the WNIT felt that the level of women's basketball warranted an expansion to the 64-team field.

Did you know?

- The Postseason WNIT is the longest current running postseason event for women's college basketball, in addition to the NCAA Tournament.
- In existence since 1998, the WNIT has afforded hundreds of opportunities for schools in every conference to play in the postseason.
- The WNIT expanded from 16 teams in the initial year to 64 teams in 2010. The WNIT is a huge supporter of women's basketball, and has demonstrated consistency, tradition, and staying power throughout the years.
- The WNIT is committed to all established conferences. It is the only men's or women's postseason tournament - other than the NCAA - to offer an automatic berth to each of the 32 established conferences.
- WNIT games showcase the best of women's basketball, both with fan excitement (The 2009 championship was played in front of a Big 12 record 16,113 fans at Kansas) and level of play (teams that do well in the Post WNIT often make a huge jump the following year to performing well in the NCAA Tournament).
- Everyone wants home games, and the WNIT makes hosting affordable for all teams. Teams can host in the first round for a guarantee of \$6,500 a game. They can host in the second round for \$7,500 a game.
- The WNIT helps offset those costs and assumes all risk for high-cost travel. Teams pay no more than \$15,000 combined for all of their road games in the Postseason WNIT. This allows teams to budget for their postseason play and doesn't penalize them for winning.
- Early-round pairings are regionalized as much as possible in order to minimize missed class time and travel costs.
- The WNIT's travel agents are always available to help teams late at night and on the weekends to secure travel for the next round.
- The championship game is televised live to a national audience every year, because the WNIT is financially committed to promoting women's basketball.



YEAR-BY-YEAR OVERVIEW



1998 - The Postseason WNIT began in March of 1998 and involved 16 teams from around the country. Penn State defeated Baylor in Waco, Texas in front of 10,057 extremely vocal hometown fans. Attendance for the two semifinal games and championship game averaged 7,970 spectators per game.

1999 - The event was expanded to involve 32 schools. Arkansas and Wisconsin drew a WNIT record 14,161 women's basketball fans for the championship matchup at Arkansas.

2000 - The tournament saw Wisconsin reach the championship game for the second year in a row. This time, however, Wisconsin was victorious against Florida in front of a crowd of 13,006 fans in Madison, Wis.

2001 - Ohio State overcame a 12-point deficit against New Mexico to beat the host Lobos at The Pit in front of 18,018 fans. This championship game sold out eight hours after tickets went on sale to the general public. The sell-out was the third fastest in the history of the facility.

2002 - Oregon scored with 2.4 seconds remaining to give Oregon the Women's NIT championship with a 54-52 victory over Houston before a season-high 6,835 fans at McArthur Court at Eugene, Ore.

2003 - Auburn overcame a six-point Baylor lead in the final two and a half minutes to win the championship game. Auburn edged Baylor 64-63 in front of a deafening crowd of 7,314 at Waco, Texas. The winning basket came with 3.2 seconds left in the contest.

2004 - Creighton dominated UNLV from start to finish for a 73-52 victory in front of 4,180 fans in Omaha. This was the second largest home crowd in school history for Creighton.

2005 - Southwest Missouri State (now Missouri State) defeated West Virginia 78-70 in the championship. A sellout crowd of 8,870 vocal fans witnessed the final game for the team before the school changed its name to Missouri State. Jenny Lingor set the WNIT scoring record with 116 points in five games and the team made a WNIT record 58 3-pointers during their tournament run.

2006 - Kansas State overcame a one-point halftime deficit and Marquette's hot 3-point shooting to win the WNIT championship. The game was played in front of a sellout crowd of 13,340 - at the time the third largest in WNIT history.

2007 - In the 10th year of the Postseason WNIT, Wyoming rolled with six straight wins, including a 72-56 victory over Wisconsin in the championship. The entire state of Wyoming got behind the Cowgirls, as they sold out the final game in less than 10 hours, and drew 52,541 fans for the entire event, including 15,462 for the championship.

2008 - Marquette beat the odds and became the first team to win three road games in the Postseason WNIT. The Golden Eagles topped Michigan State 81-66 in front of 7,818 fans at the Breslin Center to capture their first postseason championship.

2009 - South Florida relied on veteran leadership and took a cue from the 2008 Marquette team to win three straight road games, including a championship at Kansas. South Florida edged the Jayhawks 75-71 in front of a Kansas and Big 12 conference record-setting crowd of 16,113 fans at venerable Allen Fieldhouse.

2010 - California won six straight games, including two on the road, to capture its first national title. The Golden Bears defeated Miami 73-61 in a championship game that showcased some of the nation's best up-and-coming players.

2011 - Toledo steamrolled its way to a championship that energized the entire community. The Rockets hosted all six games, defeating Delaware, Auburn, Alabama, Syracuse, Charlotte, and USC. Toledo sold out its semifinal and championship games at more than 7,000 fans each, which set school and conference attendance records.



2012 - Oklahoma State wrapped up an emotional season that started with the Cowgirls losing head coach Kurt Budke and assistant coach Miranda Serna in a plane crash. The season ended with an amazing storybook finish as the Cowgirls won six straight games, defeating JMU 75-68 in the championship to win the Postseason WNIT title. 2013 - Drexel hit a go-ahead layup with 22 seconds left, then added two free throws in the final seconds to seal the 46-43 victory for the Dragons. It was the first Postseason WNIT title for a Colonial Athletic Association team.

2014 - Rutgers' Tyler Scaife drove the length of the court and hit a layup with 2 seconds on the clock to give the Scarlet Knights a 56-54 victory and their first Postseason WNIT championship. Rutgers defeated UTEP in front of a capacity crowd of 12,222 at the Don Haskins Center, which sold out in less than two hours.

2015 - Freshman Jordin Canada led a young UCLA team with 31 points and a critical steal and free throws with 19 seconds left to send UCLA to a 62-60 back-and-forth victory over host West Virginia. The Bruins defeated Michigan in the semifinals, while West Virginia edged Temple in overtime in the other semifinal.

2016 - In front of a school-record crowd of 7,415 fans watching the final basketball game at the DakotaDome before a new arena was built, the University of South Dakota held off Florida Gulf Coast 71-65 in a team-oriented victory. FGCU had pulled within 2 points at 53-51 with 5 minutes left in the game, but USD stepped up on both ends of the court to wrap up the title.

2017 - Katelynn Flaherty drained two clutch 3-pointers in the final stretch of regulation to send Michigan and Georgia Tech into the first overtime championship game in Postseason WNIT history. The game, which was hosted by Michigan but played at Detroit Mercy, ended up needing three overtimes before Michigan - which had advanced to the WNIT semifinals three straight years - captured its first postseason title in program history with an 89-79 victory over Georgia Tech.

2018 - Playing before an all-time record crowd at Indiana of 13,007 fans at Assembly Hall, the Hoosiers used their momentum along with the skills of seniors Tyra Buss and Amanda Cahill to defeat Virginia Tech 65-57. Indiana had led most of the game until Virginia Tech clawed back for a 1-point lead with 10 minutes to go. But then fans watched as Indiana underclassmen combined with Buss and Cahill - two of the best players to ever play at Indiana - charge back to claim their first postseason title.

2019 - In front of a Pac-12 record sellout crowd of 14,644 at McKale Center in Tucson, host Arizona clamped down defensively to build a big lead and storm past Northwestern to win the championship. It was the fourth-largest single-game attendance total in WNIT history, and signaled a new era for Arizona's program.

2020 - The Postseason WNIT was canceled due to COVID-19.

2021 - Nancy Mulkey was an all-category force for Rice, finishing with 19 points, 12 rebounds and seven blocked shots to guide the Owls to a 71-58 victory over Ole Miss in the championship game of the 2021 Postseason WNIT.

2022 - Led by Tournament MVP Myah Selland, who averaged 16.3 points and 8.8 rebounds, South Dakota State knocked off Seton Hall, 82-50, in the championship game in front of a sellout crowd of 5,263 at Frost Arena. South Dakota State defeated Ohio, Minnesota, Drake, Alabama, UCLA and Seton Hall en route to the Postseason WNIT Title, and had an average margin of victory of 18.2 points.

2023 - Led by Taiyanna Jackson and Zaikyah Franklin, Kansas knocked off Columbia, 66-59, in the championship game in front of a raucous crowd of 11,701 at Allen Fieldhouse. The game marked the largest attended KU women's basketball game since the team's 2009 WNIT championship match against University of South Florida.



WNIT RECORDS



Most Points - Game
48 Rachel Banham, Minnesota vs. Milwaukee, 3/16/16

Most Points - Tournament
147 Danielle McCray, Kansas (2009)

Most Field Goals Made - Game
18 Aisha Hollans, University of Southern California vs. Washington, 3/17/02

Most Field Goals Made - Tournament
54 Toni Young, Oklahoma State (2012)

Best Shooting Percentage - Game (min. 12 attempts)
.917 Kelsey Kahle, Portland State (11 for 12) vs. Portland, 3/19/09

Most 3-Pointers - Game
9 Morgan Eye, Missouri vs. Kansas State, 3/22/15
9 Jordan Jones, South Carolina vs. NCA&T, 3/21/08

Most 3-Pointers - Tournament
22 Jenny Lingor, Missouri State (2005)

Best 3-point Shooting Percentage - Game (min. 6 attempts)
100.0 Valerie Nainima, Long Island (6 for 6), vs. Iona, 3/15/07

Most Free Throws - Game
17 Hanna Zavecz (17 of 24), Wyoming vs. Kansas State, 3/28/07

Most Free Throws - Tournament
47 Hanna Zavecz, Wyoming (2007)

Best Free Throw Shooting Percentage - Game (min. 13 attempts)
100.0 Lauren Park Lane, Seton Hall (14 for 14), vs. Columbia, 3/28/22
100.0 Crystal Kelly, Western Kentucky (14 for 14), vs. Minnesota, 3/19/07
100.0 Krysten Boogaard, Kansas (13 for 13), vs. Prairie View A&M, 3/17/10
100.0 Kristi Cirone, Illinois State (13 for 13), vs. Marquette, 3/26/09
100.0 Shantia Grace, South Florida (13 for 13), vs. St. Bonaventure, 3/29/09

Most Rebounds - Game
26 Katherine Plouffe, Marquette vs. Indiana State 3/20/2014

Most Rebounds - Tournament
78 Taiyanna Jackson, Kansas (2023)
78 Pallas Kunaiyi-Akpanah, Northwestern (2019)

Most Offensive Rebounds - Game
12 Shauntal Nobles, Texas Tech vs. University of San Diego, 3/22/12

Most Offensive Rebounds - Tournament
33 Taiyanna Jackson, Kansas (2023)

Most Defensive Rebounds - Game
20 Katherine Plouffe, Marquette vs. Indiana State 3/20/2014

Most Defensive Rebounds - Tournament
49 Pallas Kunaiyi-Akpanah, Northwestern (2019)
49 Liz Donohoe, Oklahoma State (2012)

Most Assists - Game
15 Sharnae Lamar, Northern Iowa vs. Drake 3/19/2016

Most Assists - Tournament
49 Nicole Seekamp, South Dakota (2016)

Most Blocks - Game
10 Hillary Carlson, University of Wyoming, vs. Nevada, 3/19/10

Most Blocks - Tournament
28 Rachel Hollivay, Rutgers (2014)

Most Steals - Game
10 Shala Crook, Ball State vs. Valparaiso, 3/16/02

Most Steals - Tournament
23 Kayla Thornton, UTEP (2014)

Postseason WNIT Team Records

Most Points - Game
107 University of Wisconsin, vs. Siena College, 03/14/99

Most Points - Tournament
452 University of Wyoming (2007)

Most Field Goals - Game
45 University of Illinois, vs. Wisconsin Green Bay, 3/15/01

Most Field Goals - Tournament
179 Florida (2000)

Best Shooting Percentage - Game
.618 South Carolina, vs. Hartford, 3/18/07



WNIT RECORDS CONT.



Most 3-Pointers - Game
17 Missouri State, vs. Iowa, 3/28/05

Most 3-Pointers - Tournament
58 Missouri State (2005)

Best 3-point Shooting Percentage - Game (min. 10 attempts)
.750 University of Wyoming (9 for 12), vs. Nevada, 3/15/07

Most Free Throws - Game
37 University of Wyoming (37 of 52), vs. Kansas State, 3/28/07

Most Free Throws - Tournament
122 University of Wyoming (2007)

Best Free Throw Shooting Percentage - Game (min. 15 attempts)
100.0 Seton Hall (20 for 20), vs. Columbia, 3/28/22
100.0 University of Wisconsin (20 for 20), vs. Western Kentucky, 3/28/07

Most Rebounds - Game
62 Fresno State, vs. Santa Clara, 3/21/03
62 Missouri State, vs. Oral Roberts, 3/19/10

Most Rebounds - Tournament
273 University of California-Berkeley (2010)

Most Offensive Rebounds - Game
32 South Florida vs. Florida, 3/18/10

Most Offensive Rebounds - Tournament
85 University of Wisconsin (2007)

Most Defensive Rebounds - Game
44 Illinois State, vs. Rice, 3/15/07

Most Defensive Rebounds - Tournament
184 Oklahoma State (2012)

Most Assists - Game
29 South Dakota, vs. Minnesota, 3/20/16

Most Assists - Tournament
113 South Dakota (2016)

Most Turnovers - Game
30 Eastern Illinois, vs. Marquette, 3/18/10
30 Oral Roberts, vs. Missouri State, 3/19/10

Most Turnovers - Tournament
106 James Madison University (2012)

Most Steals - Game
23 Northern Colorado, vs. Colorado, 3/14/12

Most Steals - Tournament
60 Houston (2002)
60 Northwestern (2019)

Most Blocks - Game
16 South Florida, vs. Coppin State, 3/19/07

Most Blocks - Tournament
42 Rutgers (2014)

Postseason WNIT Attendance Records

1. New Mexico - 18,018
Ohio State at New Mexico, Championship Game 2001

2. Kansas - 16,113
South Florida at Kansas, Championship Game 2009

3. Wyoming - 15,462
Wisconsin at Wyoming, Championship Game 2007

4. Arizona - 14,644
Northwestern at Arizona, Championship Game 2019

5. Arkansas - 14,163
Wisconsin at Arkansas, Championship Game 1999

6. Kansas State - 13,340
Marquette at Kansas State, Championship Game 2006

7. Indiana - 13,007
Virginia Tech at Indiana, Championship Game 2018

8. Wisconsin - 13,006
Florida at Wisconsin, Championship Game 2000

9. Wyoming - 12,225
Kansas State at Wyoming, Semifinal Game 2007

T10. UTEP - 12,222
Rutgers at UTEP, Championship Game 2014

T10. UTEP - 12,222
South Dakota State at UTEP, Semifinal Game 2014
The game marked the largest attended KU women's basketball game since the team's 2009 WNIT championship match against University of South Florida.

Scoring

	Player	G	FG	3FG	FT	Pts	AVG
1.	Logan, Jada - CC	1	13	6	2	34	34.00
2.	Porter, Erika - BGSU	1	12	0	8	32	32.00
3.	Kennedy, Peyton - SLU	1	9	2	8	28	28.00
4.	Jenkins, Jordyn - UTSA	1	11	2	3	27	27.00
5.	Davis, Domonique - USM	1	8	2	8	26	26.00
	Watson, Chellia - UB	1	12	1	1	26	26.00
7.	Ralston, Trinita - USI	1	8	2	7	25	25.00
8.	Strande, Caroline - Butler	1	9	2	4	24	24.00
9.	Cooper, Kayla - ALB	1	11	0	1	23	23.00
	Parker, Angel - Niag	1	6	1	10	23	23.00
11.	Bromenschenkel, Amellia - Pur-FW	1	6	0	10	22	22.00
	Udumoh, Ruthie - ORU	1	9	0	4	22	22.00
	Linnin, Sierra - LeM	1	7	6	2	22	22.00
	Jones, Taleyah - ORU	1	9	1	3	22	22.00
	Grayson, Melyia - USM	1	11	0	0	22	22.00
	Lusher, Sydney - LeM	1	9	0	4	22	22.00
17.	Pasco, Natalie - Boise	1	8	3	2	21	21.00
	Jackson, Jazmyne - GSU	1	7	4	3	21	21.00
19.	Espenmiller-McGraw, Maggie - Mont	1	7	4	2	20	20.00
	Costner, Kaitlyn - ECU	1	7	2	4	20	20.00
	Hansen, Mya - Boise	1	7	2	4	20	20.00
	Walker, Antwainette - ECU	1	4	1	11	20	20.00

Rebounding

	Player	G	Off	Def	Total	AVG
1.	Grayson, Melyia - USM	1	10	6	16	16.00
2.	Cain, Khalis - UNCG	1	8	6	14	14.00
3.	Blake, Amanda - GSU	1	2	11	13	13.00
	Udumoh, Ruthie - ORU	1	5	8	13	13.00
5.	Bracey, Jacorriah - USM	1	4	8	12	12.00
	Kranbuhl, Belle - MU	1	2	10	12	12.00
7.	Shafford, Vanessa - USI	1	3	8	11	11.00
	Larkins, Grace - SD	1	1	10	11	11.00
9.	Glover, Saige - Niag	1	4	6	10	10.00
	Baker, Lytoya - LeM	1	3	7	10	10.00
	Strong, Amelia - Niag	1	5	5	10	10.00
	Logan, Jada - CC	1	1	9	10	10.00
	Elhusseini, Rana - UB	1	1	9	10	10.00
14.	West, Isabell - USCU	1	6	3	9	9.00
	McCloud, Jaida - UIC	1	5	4	9	9.00
	Weathersby, Jade - UAB	1	6	3	9	9.00
	Porter, Erika - BGSU	1	4	5	9	9.00
	Deaton, Kadie - UOP	1	0	9	9	9.00
	Farrelly, Ella - MU	1	4	5	9	9.00
	Kone, Mya - FIU	1	2	7	9	9.00
	West, Tatum - UNC	1	3	6	9	9.00

Field Goal Percentage (Minimum 5 FGM/G average)

	Player	G	FGM	FGA	Pct.
1.	Udoumoh, Ruthie - ORU	1	9	10	.900
2.	Linbo, Jazzlyn - Pur-FW	1	6	7	.857
3.	Proctor, Aysia - UTSA	1	5	6	.833
4.	Costner, Kaitlyn - EKU	1	7	9	.778
5.	Duffney, Carley - SD	1	5	7	.714
6.	Blake, Amanda - GSU	1	7	10	.700
7.	Jenkins, Jordyn - UTSA	1	11	16	.688
8.	Konig, Mack - Mont	1	6	9	.667
	Bromenschenkel, Amellia - Pur-FW	1	6	9	.667
	Golembiewski, Taylor - Colg	1	8	12	.667
	Ralston, Triniti - USI	1	8	12	.667
	Turner, Jamiya - Stet	1	8	12	.667
13.	Grayson, Melyia - USM	1	11	17	.647
14.	Jackson, Jazmyne - GSU	1	7	11	.636
15.	Porter, Erika - BGSU	1	12	19	.632

Assists

	Player	G	No.	AVG
1.	Martinez, Julia - SLU	1	11	11.00
2.	Marxen, Gina - Mont	1	9	9.00
	White, Kyra - UTSA	1	9	9.00
4.	Cooper, Hannah - ORU	1	8	8.00
5.	Larkins, Grace - SD	1	7	7.00
	Annecciarico, Jenna - CC	1	7	7.00
7.	Moore, Mia - UAB	1	6	6.00
	Fields, Gabi - UNC	1	6	6.00
	Brodie, Alexa - Colg	1	6	6.00
	Prien, Douthsine - GSU	1	6	6.00
	Trice, Olivia - FIU	1	6	6.00
12.	Clesca, Sandrine - MU	1	5	5.00
	Johnson, Trinity - USCU	1	5	5.00
	Hansen, Mya - Boise	1	5	5.00
	Phillips, Lilly - ALB	1	5	5.00
	Elhusseini, Rana - UB	1	5	5.00
	Love, Sidney - UTSA	1	5	5.00
	Baker, Lytoya - LeM	1	5	5.00
	Wiggins, Ari - Butler	1	5	5.00
	Strande, Caroline - Butler	1	5	5.00
	James, Anaya - UOP	1	5	5.00
	Parker, Angel - Niag	1	5	5.00
	West, Tatum - UNC	1	5	5.00

Free Throw Percentage (Minimum 2.5 FTM/G average)

	Player	G	FTM	FTA	Pct.
1.	Andrews, Alexis - CC	1	3	3	1.000
	Strande, Caroline - Butler	1	4	4	1.000
	Bayes, Dani - Boise	1	4	4	1.000
	Hall, Jania - MU	1	9	9	1.000
	Bromenschenkel, Amellia - Pur-FW	1	10	10	1.000
	Kennedy, Peyton - SLU	1	8	8	1.000
	Weathersby, Jade - UAB	1	4	4	1.000
	Ralston, Triniti - USI	1	7	7	1.000
	Annechiarico, Jenna - CC	1	3	3	1.000
	Deaton, Kadie - UOP	1	3	3	1.000
	Walker, Antwainette - EKU	1	11	11	1.000
	Lusher, Sydney - LeM	1	4	4	1.000
	McCloud, Jaida - UIC	1	4	4	1.000
	Turner, Ivy - EKU	1	4	4	1.000
	Hansen, Mya - Boise	1	4	4	1.000
	Duffney, Carley - SD	1	4	4	1.000
	Kone, Mya - FIU	1	4	4	1.000
	Hayes, Tanajah - FIU	1	5	5	1.000
	Raley, Meredith - USI	1	6	6	1.000
	Florvil, Emily - LeM	1	3	3	1.000
	Velasco, Amy - BGSU	1	3	3	1.000

Steals

	Player	G	No.	AVG
1.	Martinez, Julia - SLU	1	5	5.00
	Bromenschenkel, Amellia - Pur-FW	1	5	5.00
3.	Ralston, Triniti - USI	1	4	4.00
	Ogden, Hattie - UB	1	4	4.00
	Lusher, Sydney - LeM	1	4	4.00
	Annechiarico, Jenna - CC	1	4	4.00
	Calhoun, Kennedy - SLU	1	4	4.00
	Richards, Sidney - CPO	1	4	4.00
	Florvil, Emily - LeM	1	4	4.00
	Parker, Angel - Niag	1	4	4.00
11.	Hayes, Tanajah - FIU	1	3	3.00
	Moore, Mia - UAB	1	3	3.00
	Hansen, Mya - Boise	1	3	3.00
	Lewis-Williams, Kirsten - UB	1	3	3.00
	Sieper, Morgan - USM	1	3	3.00
	Phillips, Lilly - ALB	1	3	3.00
	Marxen, Gina - Mont	1	3	3.00
	Bracone, Maleia - NCA&T	1	3	3.00
	Konig, Mack - Mont	1	3	3.00
	Rimmer, Keimari - UIC	1	3	3.00
	Jean, Nyla - USM	1	3	3.00
	Norman, Karsyn - Butler	1	3	3.00
	Prien, Douthsine - GSU	1	3	3.00
	Keshi, Promise - Stet	1	3	3.00

3-Point FG Percentage (Minimum 2.5 3FG/G average)

	Player	G	3FG	3FGA	Pct.
1.	Hansen, Morgan - SD	1	4	4	1.000
	Diehl, Sophia - Colg	1	4	4	1.000
3.	Huard, Macey - Mont	1	3	4	.750
4.	Simental, Hannah - UNC	1	4	6	.667
	DeShields, Denim - UAB	1	4	6	.667
	Marxen, Gina - Mont	1	4	6	.667
	Logan, Jada - CC	1	6	9	.667
8.	Weathersby, Jade - UAB	1	3	5	.600
9.	Espenmiller-McGraw, Maggie - Mont	1	4	7	.571
	Jackson, Jazmyne - GSU	1	4	7	.571
11.	Reeves, Dakota - USCU	1	5	9	.556
12.	Upshaw, Jade - UCA	1	3	6	.500
	Carter, Mary - CPO	1	4	8	.500
	Tramble, Makyra - ORU	1	3	6	.500
15.	Linnin, Sierra - LeM	1	6	13	.462

3-Point FG Made

	Player	G	3FG	Avg
1.	Linnin, Sierra - LeM	1	6	6.00
	Logan, Jada - CC	1	6	6.00
3.	Strother, Destiny - Niag	1	5	5.00
	Reeves, Dakota - USCU	1	5	5.00
5.	Hansen, Morgan - SD	1	4	4.00
	DeShields, Denim - UAB	1	4	4.00
	Marxen, Gina - Mont	1	4	4.00
	Carter, Mary - CPO	1	4	4.00
	Jackson, Jazmyne - GSU	1	4	4.00
	Simental, Hannah - UNC	1	4	4.00
	Walsh, Maddie - UAB	1	4	4.00
	Diehl, Sophia - Colg	1	4	4.00
	Espenmiller-McGraw, Maggie - Mont	1	4	4.00
14.	Upshaw, Jade - UCA	1	3	3.00
	Barbot, Taryn - CC	1	3	3.00
	Huerter, Meghan - ALB	1	3	3.00
	Byrne, Delaynie - UNC	1	3	3.00
	Webster, Jordan - UCR	1	3	3.00
	Weathersby, Jade - UAB	1	3	3.00
	Tramble, Makyra - ORU	1	3	3.00
	Huard, Macey - Mont	1	3	3.00
	Zabrecky, Sara - UIC	1	3	3.00
	Pasco, Natalie - Boise	1	3	3.00

Blocked Shots

	Player	G	No.	AVG
1.	Mafua, Leah - UCA	1	5	5.00
2.	Parker, Aaliyah - Niag	1	4	4.00
	Elliott, Elizabeth - UOP	1	4	4.00
4.	Cain, Khalis - UNCG	1	3	3.00
	Stephens, Bree - UCA	1	3	3.00
	McCrary, Zoe - CC	1	3	3.00
	Grayson, Melyia - USM	1	3	3.00
8.	Porter, Erika - BGSU	1	2	2.00
	Khalfani, Ayanna - UNCG	1	2	2.00
	Grant, Anijah - GSU	1	2	2.00
	Jenkins, Jordyn - UTSA	1	2	2.00
	Carter, Mary - CPO	1	2	2.00
	Lusher, Sydney - LeM	1	2	2.00
	Bracone, Maleia - NCA&T	1	2	2.00
	Weathersby, Jade - UAB	1	2	2.00
	Farrelly, Ella - MU	1	2	2.00
	Hall, Aniah - UNC	1	2	2.00
	Linbo, Jazzlyn - Pur-FW	1	2	2.00
	Glazier, Lauren - UOP	1	2	2.00
	Evans, Deja - ALB	1	2	2.00
	Kranbuhl, Belle - MU	1	2	2.00
	Avila-Ambrosi, Nicole - SD	1	2	2.00

Assist/Turnover Ratio (Minimum 3 AST/G average)

	Player	G	Ast.	T/O	Ratio
1.	White, Kyra - UTSA	1	9	1	9.00
2.	Strande, Caroline - Butler	1	5	1	5.00
	Clesca, Sandrine - MU	1	5	1	5.00
4.	Marxen, Gina - Mont	1	9	2	4.50
5.	Norman, Karsyn - Butler	1	4	1	4.00
	Hall, Aniah - UNC	1	4	1	4.00
	Cooper, Hannah - ORU	1	8	2	4.00
	Young, Kristian - UIC	1	4	1	4.00
9.	Annecciarico, Jenna - CC	1	7	2	3.50
10.	Richards, Sidney - CPO	1	3	1	3.00
	Oglesby, Jalei - ORU	1	3	1	3.00
12.	Martinez, Julia - SLU	1	11	4	2.75
13.	Love, Sidney - UTSA	1	5	2	2.50
	Parker, Angel - Niag	1	5	2	2.50
	Phillips, Lilly - ALB	1	5	2	2.50
	Elhusseini, Rana - UB	1	5	2	2.50
	West, Tatum - UNC	1	5	2	2.50



INDIVIDUAL LEADERS CONT.



Offensive Rebounds

	Player	G	No.	AVG
1.	Grayson, Melyia - USM	1	10	10.00
2.	Cain, Khalis - UNCG	1	8	8.00
3.	Weathersby, Jade - UAB	1	6	6.00
	West, Isabell - USCU	1	6	6.00
5.	Mazurek, Natalie - SD	1	5	5.00
	Udumoh, Ruthie - ORU	1	5	5.00
	Strong, Amelia - Niag	1	5	5.00
	McCloud, Jaida - UIC	1	5	5.00
9.	Walker, Antwainette - EKU	1	4	4.00
	Bracey, Jacorriah - USM	1	4	4.00
	Porter, Erika - BGSU	1	4	4.00
	Ennis, Madelene - UOP	1	4	4.00
	Moore, Mia - UAB	1	4	4.00
	Cooper, Kayla - ALB	1	4	4.00
	Proctor, Aysia - UTSA	1	4	4.00
	Byrne, Delaynie - UNC	1	4	4.00
	Elley, Ashton - UAB	1	4	4.00
	Olinger, Amanda - CPO	1	4	4.00
	Watson, Chellia - UB	1	4	4.00
	Glover, Saige - Niag	1	4	4.00
	Bayes, Dani - Boise	1	4	4.00
	Farrelly, Ella - MU	1	4	4.00
	Prien, Douthsine - GSU	1	4	4.00

Defensive Rebounds

	Player	G	No.	AVG
1.	Blake, Amanda - GSU	1	11	11.00
2.	Larkins, Grace - SD	1	10	10.00
	Kranbuhl, Belle - MU	1	10	10.00
4.	Deaton, Kadie - UOP	1	9	9.00
	Elhusseini, Rana - UB	1	9	9.00
	Logan, Jada - CC	1	9	9.00
7.	Bracey, Jacorriah - USM	1	8	8.00
	Udumoh, Ruthie - ORU	1	8	8.00
	Shafford, Vanessa - USI	1	8	8.00
10.	Gordon, Rebekah - USCU	1	7	7.00
	Smith, Liz - UOP	1	7	7.00
	Upshaw, Jade - UCA	1	7	7.00
	Kone, Mya - FIU	1	7	7.00
	McMakin, Kyla - SLU	1	7	7.00
	Jenkins, Jordyn - UTSA	1	7	7.00
	Bartsch, Dani - Mont	1	7	7.00
	Baker, Lytoya - LeM	1	7	7.00
	Diehl, Sophia - Colg	1	7	7.00
	Bourland, Sydney - CPO	1	7	7.00

Minutes Played

	Player	G	No.	AVG
1.	Tucker, D'Mya - NCA&T	1	40	40.00
	Walsh, Maddie - UAB	1	40	40.00
3.	Watson, Chellia - UB	1	39	39.39
4.	Byrne, Delaynie - UNC	1	39	39.32
5.	Simental, Hannah - UNC	1	39	39.25
6.	Johnson, Trinity - USCU	1	39	38.79
7.	Elhusseini, Rana - UB	1	39	38.52
8.	Bromenschenkel, Amellia - Pur-FW	1	38	38.24
9.	Trice, Olivia - FIU	1	38	38.20
10.	Dorsey, Jordyn - NCA&T	1	38	38.12
11.	Brodie, Alexa - Colg	1	38	37.88
12.	White, Kyra - UTSA	1	38	37.73
13.	Fields, Gabi - UNC	1	38	37.70
14.	Andrews, Alexis - CC	1	38	37.56
15.	Hansen, Mya - Boise	1	37	37.42

Team Identification

Team	Team ID
UAlbany	ALB
Boise St.	Boise
Bowling Green	BGSU
Buffalo	UB
Butler	Butler
Cal Poly	CPO
Central Ark.	UCA
Col. of Charleston	CC
Colgate	Colg
Eastern Ky.	EKU
FIU	FIU
Grambling	GSU
Le Moyne	LeM
Monmouth	MU
Montana	Mont
N.C. A&T	NCA&T
Niagara	Niag
Northern Colo.	UNC
Oral Roberts	ORU
Pacific	UOP
Purdue Fort Wayne	Pur-FW
Saint Louis	SLU
South Dakota	SD
Southern Ind.	USI
Southern Miss.	USM
Stetson	Stet
UAB	UAB
UC Riverside	UCR
UIC	UIC
UNC Greensboro	UNCG
USC Upstate	USCU
UTSA	UTSA



SINGLE GAME TEAM HIGHS



Team Highs

POINTS	93		Grambling at Oral Roberts (03/21/2024)
	92		Montana vs Boise St. (03/20/2024)
FIELD GOALS MADE	39		Grambling at Oral Roberts (03/21/2024)
	36		Oral Roberts vs Grambling (03/21/2024)
FIELD GOAL ATTEMPTS	79		Oral Roberts vs Grambling (03/21/2024)
	73		Niagara vs Le Moyne (03/22/2024)
FIELD GOAL PERCENTAGE	.542	(39-72)	Grambling at Oral Roberts (03/21/2024)
	.525	(32-61)	Montana vs Boise St. (03/20/2024)
3 PT FG MADE	16		UAB at Southern Miss. (03/20/2024)
	15		Montana vs Boise St. (03/20/2024)
3 PT FG ATTEMPTS	39		UAB at Southern Miss. (03/20/2024)
	29		Cal Poly at Pacific (03/21/2024)
3 PT FG PERCENTAGE	.600	(15-25)	Montana vs Boise St. (03/20/2024)
	.600	(6-10)	Colgate vs UAlbany (03/21/2024)
FREE THROWS MADE	28		Niagara vs Le Moyne (03/22/2024)
	27		N.C. A&T vs UNC Greensboro (03/22/2024)
FREE THROW ATTEMPTS	40		N.C. A&T vs UNC Greensboro (03/22/2024)
	33		Niagara vs Le Moyne (03/22/2024)
FREE THROW PERCENTAGE	1.000	(6-6)	UAB at Southern Miss. (03/20/2024)
	.923	(24-26)	Eastern Ky. at Purdue Fort Wayne (03/20/2024)
	.923	(12-13)	South Dakota vs UC Riverside (03/22/2024)
REBOUNDS	52		South Dakota vs UC Riverside (03/22/2024)
	52		Pacific vs Cal Poly (03/21/2024)
ASSISTS	22		South Dakota vs UC Riverside (03/22/2024)
	22		Butler vs Bowling Green (03/21/2024)
STEALS	14		Le Moyne at Niagara (03/22/2024)
	12		Niagara vs Le Moyne (03/22/2024)
	12		Southern Ind. vs UIC (03/21/2024)
BLOCKED SHOTS	9		Pacific vs Cal Poly (03/21/2024)
	8		Central Ark. vs Saint Louis (03/21/2024)
TURNOVERS	26		Le Moyne at Niagara (03/22/2024)
	24		Pacific vs Cal Poly (03/21/2024)
FOULS	27		Niagara vs Le Moyne (03/22/2024)
	26		Le Moyne at Niagara (03/22/2024)



TOURNAMENT TEAM LEADERS



Scoring Offense

	Team	G	W-L	Pts	AVG
1.	Grambling	1	1-0	93	93.00
2.	Montana	1	1-0	92	92.00
3.	Niagara	1	1-0	91	91.00
	Oral Roberts	1	0-1	91	91.00
5.	Le Moyne	1	0-1	86	86.00
6.	Purdue Fort Wayne	1	1-0	83	83.00
7.	UTSA	1	1-0	80	80.00
8.	Southern Miss.	1	1-0	79	79.00
9.	Col. of Charleston	1	1-0	78	78.00
10.	Butler	1	1-0	75	75.00
	Eastern Ky.	1	0-1	75	75.00
12.	UAB	1	0-1	74	74.00
13.	South Dakota	1	1-0	72	72.00
14.	Southern Ind.	1	1-0	69	69.00
15.	Monmouth	1	1-0	68	68.00
16.	Saint Louis	1	1-0	66	66.00
	Boise St.	1	0-1	66	66.00
18.	Colgate	1	1-0	64	64.00
	UIC	1	0-1	64	64.00
20.	Pacific	1	1-0	63	63.00
	Bowling Green	1	0-1	63	63.00

Scoring Defense

	Team	G	Pts	AVG
1.	Pacific	1	43	43.00
2.	FIU	1	47	47.00
3.	Colgate	1	50	50.00
4.	N.C. A&T	1	51	51.00
5.	UNC Greensboro	1	56	56.00
6.	South Dakota	1	57	57.00
7.	Monmouth	1	58	58.00
8.	Col. of Charleston	1	60	60.00
	Stetson	1	60	60.00
10.	Saint Louis	1	61	61.00
11.	UTSA	1	62	62.00
12.	Butler	1	63	63.00
	Cal Poly	1	63	63.00
14.	Southern Ind.	1	64	64.00
	UAlbany	1	64	64.00
16.	Central Ark.	1	66	66.00
	Montana	1	66	66.00
18.	Buffalo	1	68	68.00
19.	UIC	1	69	69.00
20.	UC Riverside	1	72	72.00

Scoring Margin

	Team	G	Off	Def	Margin
1.	Montana	1	92.00	66.00	+26.00
2.	Pacific	1	63.00	43.00	+20.00
3.	UTSA	1	80.00	62.00	+18.00
	Col. of Charleston	1	78.00	60.00	+18.00
5.	South Dakota	1	72.00	57.00	+15.00
6.	Colgate	1	64.00	50.00	+14.00
7.	FIU	1	60.00	47.00	+13.00
8.	Butler	1	75.00	63.00	+12.00
9.	Monmouth	1	68.00	58.00	+10.00
10.	Purdue Fort Wayne	1	83.00	75.00	+8.00
11.	Niagara	1	91.00	86.00	+5.00
	Southern Miss.	1	79.00	74.00	+5.00
	Southern Ind.	1	69.00	64.00	+5.00
	Saint Louis	1	66.00	61.00	+5.00
	N.C. A&T	1	56.00	51.00	+5.00
16.	Grambling	1	93.00	91.00	+2.00
17.	Oral Roberts	1	91.00	93.00	-2.00
18.	Le Moyne	1	86.00	91.00	-5.00
	UAB	1	74.00	79.00	-5.00
	UIC	1	64.00	69.00	-5.00
	Central Ark.	1	61.00	66.00	-5.00
	UNC Greensboro	1	51.00	56.00	-5.00

Free Throw Percentage

	Team	G	FTM	FTA	Pct.
1.	UAB	1	6	6	1.000
2.	South Dakota	1	12	13	.923
	Eastern Ky.	1	24	26	.923
4.	Monmouth	1	20	22	.909
5.	Col. of Charleston	1	9	10	.900
6.	Southern Ind.	1	21	24	.875
7.	Niagara	1	28	33	.848
8.	Purdue Fort Wayne	1	24	29	.828
9.	Buffalo	1	9	11	.818
10.	Montana	1	13	16	.813
	Boise St.	1	13	16	.813
12.	Cal Poly	1	8	10	.800
13.	FIU	1	10	13	.769
14.	Saint Louis	1	16	21	.762
15.	UIC	1	19	25	.760
16.	Bowling Green	1	15	20	.750
17.	Pacific	1	14	19	.737
18.	USC Upstate	1	13	18	.722
19.	Southern Miss.	1	10	14	.714
20.	Le Moyne	1	22	31	.710

Field Goal Percentage

	Team	G	FGM	FGA	Pct.
1.	Grambling	1	39	72	.542
2.	Montana	1	32	61	.525
3.	Colgate	1	25	49	.510
4.	Southern Miss.	1	33	65	.508
5.	Bowling Green	1	23	47	.489
6.	Purdue Fort Wayne	1	27	56	.482
7.	UTSA	1	31	65	.477
8.	Central Ark.	1	26	55	.473
9.	Butler	1	28	61	.459
10.	Oral Roberts	1	36	79	.456
11.	Col. of Charleston	1	29	65	.446
	Le Moyne	1	29	65	.446
13.	South Dakota	1	25	59	.424
14.	Southern Ind.	1	23	55	.418
15.	FIU	1	22	54	.407
16.	UAB	1	26	65	.400
	Pacific	1	22	55	.400
18.	UNC Greensboro	1	20	51	.392
19.	Saint Louis	1	23	59	.390

Field Goal Percentage Defense

	Team	G	FGM	FGA	Pct.
1.	Pacific	1	14	65	.215
2.	FIU	1	18	58	.310
3.	UNC Greensboro	1	14	44	.318
4.	South Dakota	1	23	69	.333
5.	Southern Ind.	1	20	59	.339
6.	Monmouth	1	23	67	.343
7.	Montana	1	24	69	.348
8.	Col. of Charleston	1	20	57	.351
9.	Buffalo	1	22	61	.361
10.	Colgate	1	20	55	.364
11.	Purdue Fort Wayne	1	22	60	.367
12.	Le Moyne	1	28	73	.384
13.	Central Ark.	1	23	59	.390
	UTSA	1	23	59	.390
15.	N.C. A&T	1	20	51	.392
16.	Southern Miss.	1	26	65	.400
	Cal Poly	1	22	55	.400
18.	Stetson	1	22	54	.407
19.	UIC	1	23	55	.418

3-Point FG Percentage

	Team	G	3FG	3FGA	Pct.
1.	Montana	1	15	25	.600
	Colgate	1	6	10	.600
3.	Butler	1	9	20	.450
4.	Saint Louis	1	4	9	.444
5.	UTSA	1	8	19	.421
6.	UAB	1	16	39	.410
7.	Col. of Charleston	1	11	27	.407
8.	Pacific	1	5	13	.385
9.	South Dakota	1	10	27	.370
10.	USC Upstate	1	7	19	.368
11.	Grambling	1	5	14	.357
12.	Le Moyne	1	6	17	.353
13.	Northern Colo.	1	7	20	.350
	Eastern Ky.	1	7	20	.350
15.	Boise St.	1	5	16	.313
16.	FIU	1	6	21	.286
17.	Niagara	1	7	25	.280
18.	Purdue Fort Wayne	1	5	18	.278
	Central Ark.	1	5	18	.278
20.	Cal Poly	1	7	29	.241

3-Point FG Percentage Defense

	Team	G	3FG	3FGA	Pct.
1.	UNC Greensboro	1	1	11	.091
2.	N.C. A&T	1	2	13	.154
3.	Monmouth	1	3	18	.167
4.	FIU	1	3	16	.188
	Colgate	1	3	16	.188
6.	South Dakota	1	4	21	.190
	Buffalo	1	4	21	.190
8.	UIC	1	2	10	.200
9.	Southern Ind.	1	5	23	.217
10.	Grambling	1	6	27	.222
	Butler	1	2	9	.222
12.	UAB	1	3	13	.231
13.	Pacific	1	7	29	.241
14.	Saint Louis	1	5	18	.278
	Eastern Ky.	1	5	18	.278
16.	Le Moyne	1	7	25	.280
17.	Stetson	1	6	21	.286
18.	Montana	1	5	16	.313
19.	Purdue Fort Wayne	1	7	20	.350
	UTSA	1	7	20	.350

Rebounding Offense

	Team	G	Rebounds	AVG
1.	Pacific	1	52	52.00
	South Dakota	1	52	52.00
3.	Monmouth	1	47	47.00
4.	Grambling	1	43	43.00
	UIC	1	43	43.00
6.	Col. of Charleston	1	42	42.00
	Boise St.	1	42	42.00
8.	Le Moyne	1	41	41.00
	Southern Miss.	1	41	41.00
10.	Eastern Ky.	1	40	40.00
	UTSA	1	40	40.00
12.	FIU	1	38	38.00
	Buffalo	1	38	38.00
	Niagara	1	38	38.00
	Northern Colo.	1	38	38.00
16.	Saint Louis	1	37	37.00
	UNC Greensboro	1	37	37.00
	Oral Roberts	1	37	37.00
19.	Central Ark.	1	36	36.00
20.	Montana	1	35	35.00
	Colgate	1	35	35.00

Rebounding Defense

	Team	G	Rebounds	AVG
1.	Eastern Ky.	1	25	25.00
2.	South Dakota	1	28	28.00
	Bowling Green	1	28	28.00
4.	Colgate	1	30	30.00
5.	UNC Greensboro	1	32	32.00
	Butler	1	32	32.00
7.	Col. of Charleston	1	33	33.00
	UIC	1	33	33.00
9.	FIU	1	34	34.00
	Southern Miss.	1	34	34.00
11.	Pacific	1	35	35.00
	UAlbany	1	35	35.00
	Boise St.	1	35	35.00
14.	Saint Louis	1	36	36.00
15.	N.C. A&T	1	37	37.00
	Central Ark.	1	37	37.00
	Grambling	1	37	37.00
18.	Monmouth	1	38	38.00
	Stetson	1	38	38.00
	UTSA	1	38	38.00
	Le Moyne	1	38	38.00

Rebounding Margin

	Team	G	Team	AVG	Opp.	AVG	Margin
1.	South Dakota	1	52	52.00	28	28.00	+24.00
2.	Pacific	1	52	52.00	35	35.00	+17.00
3.	Eastern Ky.	1	40	40.00	25	25.00	+15.00
4.	UIC	1	43	43.00	33	33.00	+10.00
5.	Monmouth	1	47	47.00	38	38.00	+9.00
	Col. of Charleston	1	42	42.00	33	33.00	+9.00
7.	Boise St.	1	42	42.00	35	35.00	+7.00
	Southern Miss.	1	41	41.00	34	34.00	+7.00
9.	Grambling	1	43	43.00	37	37.00	+6.00
10.	UNC Greensboro	1	37	37.00	32	32.00	+5.00
	Colgate	1	35	35.00	30	30.00	+5.00
12.	FIU	1	38	38.00	34	34.00	+4.00
	Bowling Green	1	32	32.00	28	28.00	+4.00
14.	Le Moyne	1	41	41.00	38	38.00	+3.00
15.	UTSA	1	40	40.00	38	38.00	+2.00
16.	Saint Louis	1	37	37.00	36	36.00	+1.00
17.	Central Ark.	1	36	36.00	37	37.00	-1.00
18.	Northern Colo.	1	38	38.00	40	40.00	-2.00
19.	Niagara	1	38	38.00	41	41.00	-3.00
20.	Stetson	1	34	34.00	38	38.00	-4.00
	Butler	1	28	28.00	32	32.00	-4.00

Blocked Shots

	Team	G	No.	AVG
1.	Pacific	1	9	9.00
2.	Central Ark.	1	8	8.00
3.	UTSA	1	7	7.00
4.	Niagara	1	6	6.00
	UNC Greensboro	1	6	6.00
	Bowling Green	1	6	6.00
7.	Purdue Fort Wayne	1	5	5.00
	Boise St.	1	5	5.00
	Northern Colo.	1	5	5.00
	South Dakota	1	5	5.00
11.	Le Moyne	1	4	4.00
	Col. of Charleston	1	4	4.00
	Monmouth	1	4	4.00
	N.C. A&T	1	4	4.00
15.	Southern Ind.	1	3	3.00
	Montana	1	3	3.00
	Southern Miss.	1	3	3.00
	Grambling	1	3	3.00
	FIU	1	3	3.00
20.	Saint Louis	1	2	2.00
	Cal Poly	1	2	2.00
	UC Riverside	1	2	2.00
	Stetson	1	2	2.00
	UAlbany	1	2	2.00
	Buffalo	1	2	2.00
	UAB	1	2	2.00

AROUND THE WNIT



TOURNAMENT TEAM LEADERS CONT.



Assists

	Team	G	No.	AVG
1.	South Dakota	1	22	22.00
	Butler	1	22	22.00
3.	Montana	1	20	20.00
	Northern Colo.	1	20	20.00
5.	UAB	1	19	19.00
6.	Colgate	1	18	18.00
7.	UTSA	1	17	17.00
	Oral Roberts	1	17	17.00
9.	Pacific	1	16	16.00
10.	Col. of Charleston	1	15	15.00
	Niagara	1	15	15.00
	Grambling	1	15	15.00
	Saint Louis	1	15	15.00
14.	FIU	1	14	14.00
	Monmouth	1	14	14.00
16.	Central Ark.	1	13	13.00
17.	USC Upstate	1	12	12.00
	Le Moyne	1	12	12.00
	UC Riverside	1	12	12.00
	UNC Greensboro	1	12	12.00

Steals

	Team	G	No.	AVG
1.	Le Moyne	1	14	14.00
2.	Niagara	1	12	12.00
	Southern Ind.	1	12	12.00
4.	UIC	1	11	11.00
	Purdue Fort Wayne	1	11	11.00
6.	Montana	1	10	10.00
	Saint Louis	1	10	10.00
	Cal Poly	1	10	10.00
9.	Oral Roberts	1	9	9.00
	Col. of Charleston	1	9	9.00
	UC Riverside	1	9	9.00
	Boise St.	1	9	9.00
	Southern Miss.	1	9	9.00
	Stetson	1	9	9.00
15.	UTSA	1	8	8.00
	Grambling	1	8	8.00
	UAlbany	1	8	8.00
	Eastern Ky.	1	8	8.00
	Buffalo	1	8	8.00
20.	Butler	1	7	7.00

Turnover Margin

	Team	G	Team	AVG	Opp.	AVG	Margin
1.	UC Riverside	1	8	8.00	22	22.00	+14.00
2.	Butler	1	5	5.00	18	18.00	+13.00
3.	Purdue Fort Wayne	1	10	10.00	21	21.00	+11.00
4.	N.C. A&T	1	13	13.00	21	21.00	+8.00
5.	Niagara	1	19	19.00	26	26.00	+7.00
	Cal Poly	1	17	17.00	24	24.00	+7.00
7.	UTSA	1	9	9.00	15	15.00	+6.00
8.	Southern Ind.	1	18	18.00	23	23.00	+5.00
	Montana	1	13	13.00	18	18.00	+5.00
	Saint Louis	1	12	12.00	17	17.00	+5.00
11.	Col. of Charleston	1	11	11.00	15	15.00	+4.00
	Oral Roberts	1	11	11.00	15	15.00	+4.00
13.	Stetson	1	21	21.00	23	23.00	+2.00
	Southern Miss.	1	13	13.00	15	15.00	+2.00
	Buffalo	1	10	10.00	12	12.00	+2.00
16.	UAlbany	1	18	18.00	18	18.00	0.00
	Colgate	1	18	18.00	18	18.00	0.00
18.	FIU	1	23	23.00	21	21.00	-2.00
	UAB	1	15	15.00	13	13.00	-2.00
	Monmouth	1	12	12.00	10	10.00	-2.00

Assist/Turnover Ratio

	Team	G	Ast	AVG	T/O	AVG	Ratio
1.	Butler	1	22	22.00	5	5.00	4.40
2.	UTSA	1	17	17.00	9	9.00	1.89
3.	Oral Roberts	1	17	17.00	11	11.00	1.55
4.	Montana	1	20	20.00	13	13.00	1.54
5.	UC Riverside	1	12	12.00	8	8.00	1.50
6.	Col. of Charleston	1	15	15.00	11	11.00	1.36
7.	Northern Colo.	1	20	20.00	15	15.00	1.33
8.	UAB	1	19	19.00	15	15.00	1.27
9.	Saint Louis	1	15	15.00	12	12.00	1.25
10.	Monmouth	1	14	14.00	12	12.00	1.17
11.	South Dakota	1	22	22.00	22	22.00	1.00
	Grambling	1	15	15.00	15	15.00	1.00
	Colgate	1	18	18.00	18	18.00	1.00
14.	Purdue Fort Wayne	1	9	9.00	10	10.00	0.90
15.	Buffalo	1	8	8.00	10	10.00	0.80
	USC Upstate	1	12	12.00	15	15.00	0.80
17.	Niagara	1	15	15.00	19	19.00	0.79
18.	Southern Miss.	1	10	10.00	13	13.00	0.77
19.	Central Ark.	1	13	13.00	17	17.00	0.76
20.	N.C. A&T	1	9	9.00	13	13.00	0.69

Offensive Rebounds Per Game

	Team	G	No.	AVG
1.	UIC	1	21	21.00
2.	Oral Roberts	1	18	18.00
3.	South Dakota	1	17	17.00
	Northern Colo.	1	17	17.00
	Boise St.	1	17	17.00
6.	Southern Miss.	1	16	16.00
7.	UTSA	1	15	15.00
8.	Monmouth	1	14	14.00
	Saint Louis	1	14	14.00
	Grambling	1	14	14.00
	UAB	1	14	14.00
	UNC Greensboro	1	14	14.00
	Eastern Ky.	1	14	14.00
14.	Pacific	1	13	13.00
	Col. of Charleston	1	13	13.00
	Butler	1	13	13.00
	Niagara	1	13	13.00
	Le Moyne	1	13	13.00
19.	Buffalo	1	12	12.00
	Cal Poly	1	12	12.00

Defensive Rebounds Per Game

	Team	G	No.	AVG
1.	Pacific	1	39	39.00
2.	South Dakota	1	35	35.00
3.	Monmouth	1	33	33.00
4.	Grambling	1	29	29.00
	Col. of Charleston	1	29	29.00
	Montana	1	29	29.00
	Colgate	1	29	29.00
8.	Le Moyne	1	28	28.00
	FIU	1	28	28.00
10.	Eastern Ky.	1	26	26.00
	Buffalo	1	26	26.00
	Central Ark.	1	26	26.00
13.	Boise St.	1	25	25.00
	Southern Miss.	1	25	25.00
	UTSA	1	25	25.00
	Niagara	1	25	25.00
17.	Saint Louis	1	23	23.00
	UNC Greensboro	1	23	23.00
	Cal Poly	1	23	23.00
	Stetson	1	23	23.00

Defensive Reb Percentage

	Team	G	D-Reb	Opp. OR	D-Reb%
1.	Eastern Ky.	1	26	4	.867
2.	Boise St.	1	25	6	.806
3.	UAlbany	1	21	6	.778
4.	Pacific	1	39	12	.765
5.	Colgate	1	29	9	.763
6.	South Dakota	1	35	11	.761
7.	Monmouth	1	33	12	.733
8.	Col. of Charleston	1	29	11	.725
9.	FIU	1	28	11	.718
10.	Saint Louis	1	23	10	.697
	Stetson	1	23	10	.697
12.	Le Moyne	1	28	13	.683
13.	UNC Greensboro	1	23	11	.676
14.	UIC	1	22	11	.667
15.	Niagara	1	25	13	.658
16.	Buffalo	1	26	14	.650
	Central Ark.	1	26	14	.650
18.	Southern Miss.	1	25	14	.641
19.	Cal Poly	1	23	13	.639
20.	Montana	1	29	17	.630

Offensive Reb Percentage

	Team	G	O-Reb	Opp. DR	O-Reb%
1.	South Dakota	1	17	17	.500
2.	UIC	1	21	22	.488
3.	Southern Miss.	1	16	20	.444
4.	Grambling	1	14	19	.424
5.	UTSA	1	15	21	.417
6.	Northern Colo.	1	17	25	.405
7.	Eastern Ky.	1	14	21	.400
	UNC Greensboro	1	14	21	.400
	Bowling Green	1	10	15	.400
10.	Oral Roberts	1	18	29	.383
11.	Col. of Charleston	1	13	22	.371
	Butler	1	13	22	.371
13.	Boise St.	1	17	29	.370
14.	Pacific	1	13	23	.361
15.	UAB	1	14	25	.359
16.	Monmouth	1	14	26	.350
	Saint Louis	1	14	26	.350
18.	Le Moyne	1	13	25	.342
19.	Southern Ind.	1	11	22	.333
20.	N.C. A&T	1	11	23	.324



3-Point FG Made

	Team	G	No.	Avg
1.	UAB	1	16	16.00
2.	Montana	1	15	15.00
3.	Col. of Charleston	1	11	11.00
4.	South Dakota	1	10	10.00
5.	Butler	1	9	9.00
6.	UTSA	1	8	8.00
7.	Eastern Ky.	1	7	7.00
	Northern Colo.	1	7	7.00
	Niagara	1	7	7.00
	USC Upstate	1	7	7.00
	Cal Poly	1	7	7.00
12.	Colgate	1	6	6.00
	FIU	1	6	6.00
	Le Moyne	1	6	6.00
	Oral Roberts	1	6	6.00
16.	Pacific	1	5	5.00
	UIC	1	5	5.00
	Boise St.	1	5	5.00
	Grambling	1	5	5.00
	Central Ark.	1	5	5.00
	Purdue Fort Wayne	1	5	5.00

Tournament Records

Team	Overall	Pct.	PF	PA
Butler	1-0	1.000	75.00	63.00
Col. of Charleston	1-0	1.000	78.00	60.00
Colgate	1-0	1.000	64.00	50.00
FIU	1-0	1.000	60.00	47.00
Grambling	1-0	1.000	93.00	91.00
Monmouth	1-0	1.000	68.00	58.00
Montana	1-0	1.000	92.00	66.00
N.C. A&T	1-0	1.000	56.00	51.00
Niagara	1-0	1.000	91.00	86.00
Pacific	1-0	1.000	63.00	43.00
Purdue Fort Wayne	1-0	1.000	83.00	75.00
Saint Louis	1-0	1.000	66.00	61.00
South Dakota	1-0	1.000	72.00	57.00
Southern Ind.	1-0	1.000	69.00	64.00
Southern Miss.	1-0	1.000	79.00	74.00
UTSA	1-0	1.000	80.00	62.00
Boise St.	0-1	.000	66.00	92.00
Bowling Green	0-1	.000	63.00	75.00
Buffalo	0-1	.000	58.00	68.00
Cal Poly	0-1	.000	43.00	63.00

Current Unbeaten Streak

Team	PA
N.C. A&T	1
Monmouth	1
FIU	1
Colgate	1
South Dakota	1
Southern Ind.	1
Grambling	1
Butler	1
Pacific	1
Saint Louis	1
Montana	1
Purdue Fort Wayne	1
UTSA	1
Niagara	1
Col. of Charleston	1
Southern Miss.	1

AROUND THE WNIT



TOURNAMENT TEAM STATS



Team	G	PF-PA	Avg score	Margin	FG-FGA	Pct.	3FG-FGA	Pct.	FT-FTA	Pct.	RebF	RebA	Margin
Boise St.	1	66-92	66.0-92.0	-26.00	24-69	.348	5-16	.313	13-16	.813	42	35	+7.00
Bowling Green	1	63-75	63.0-75.0	-12.00	23-47	.489	2-9	.222	15-20	.750	32	28	+4.00
Buffalo	1	58-68	58.0-68.0	-10.00	23-67	.343	3-18	.167	9-11	.818	38	47	-9.00
Butler	1	75-63	75.0-63.0	+12.00	28-61	.459	9-20	.450	10-15	.667	28	32	-4.00
Cal Poly	1	43-63	43.0-63.0	-20.00	14-65	.215	7-29	.241	8-10	.800	35	52	-17.00
Central Ark.	1	61-66	61.0-66.0	-5.00	26-55	.473	5-18	.278	4-10	.400	36	37	-1.00
Col. of Charleston	1	78-60	78.0-60.0	+18.00	29-65	.446	11-27	.407	9-10	.900	42	33	+9.00
Colgate	1	64-50	64.0-50.0	+14.00	25-49	.510	6-10	.600	8-15	.533	35	30	+5.00
Eastern Ky.	1	75-83	75.0-83.0	-8.00	22-60	.367	7-20	.350	24-26	.923	40	25	+15.00
FIU	1	60-47	60.0-47.0	+13.00	22-54	.407	6-21	.286	10-13	.769	38	34	+4.00
Grambling	1	93-91	93.0-91.0	+2.00	39-72	.542	5-14	.357	10-16	.625	43	37	+6.00
Le Moyne	1	86-91	86.0-91.0	-5.00	29-65	.446	6-17	.353	22-31	.710	41	38	+3.00
Monmouth	1	68-58	68.0-58.0	+10.00	22-61	.361	4-21	.190	20-22	.909	47	38	+9.00
Montana	1	92-66	92.0-66.0	+26.00	32-61	.525	15-25	.600	13-16	.813	35	42	-7.00
N.C. A&T	1	56-51	56.0-51.0	+5.00	14-44	.318	1-11	.091	27-40	.675	32	37	-5.00
Niagara	1	91-86	91.0-86.0	+5.00	28-73	.384	7-25	.280	28-33	.848	38	41	-3.00
Northern Colo.	1	62-80	62.0-80.0	-18.00	23-59	.390	7-20	.350	9-20	.450	38	40	-2.00
Oral Roberts	1	91-93	91.0-93.0	-2.00	36-79	.456	6-27	.222	13-21	.619	37	43	-6.00
Pacific	1	63-43	63.0-43.0	+20.00	22-55	.400	5-13	.385	14-19	.737	52	35	+17.00
Purdue Fort Wayne	1	83-75	83.0-75.0	+8.00	27-56	.482	5-18	.278	24-29	.828	25	40	-15.00
Saint Louis	1	66-61	66.0-61.0	+5.00	23-59	.390	4-9	.444	16-21	.762	37	36	+1.00
South Dakota	1	72-57	72.0-57.0	+15.00	25-59	.424	10-27	.370	12-13	.923	52	28	+24.00
Southern Ind.	1	69-64	69.0-64.0	+5.00	23-55	.418	2-10	.200	21-24	.875	33	43	-10.00
Southern Miss.	1	79-74	79.0-74.0	+5.00	33-65	.508	3-13	.231	10-14	.714	41	34	+7.00
Stetson	1	47-60	47.0-60.0	-13.00	18-58	.310	3-16	.188	8-12	.667	34	38	-4.00
UAB	1	74-79	74.0-79.0	-5.00	26-65	.400	16-39	.410	6-6	1.000	34	41	-7.00
UAlbany	1	50-64	50.0-64.0	-14.00	20-55	.364	3-16	.188	7-11	.636	30	35	-5.00
UC Riverside	1	57-72	57.0-72.0	-15.00	23-69	.333	4-21	.190	7-10	.700	28	52	-24.00
UIC	1	64-69	64.0-69.0	-5.00	20-59	.339	5-23	.217	19-25	.760	43	33	+10.00
UNC Greensboro	1	51-56	51.0-56.0	-5.00	20-51	.392	2-13	.154	9-18	.500	37	32	+5.00
USC Upstate	1	60-78	60.0-78.0	-18.00	20-57	.351	7-19	.368	13-18	.722	33	42	-9.00
UTSA	1	80-62	80.0-62.0	+18.00	31-65	.477	8-19	.421	10-15	.667	40	38	+2.00



CHAMPIONS



*Bye teams are not guaranteed to host 2nd Round
 ** Home team in bold