



# UTSA FOOTBALL MEDIA ALMANAC



UTSA FOOTBALL MEDIA ALMANAC



# « TABLE OF CONTENTS »

## Media Information

Quick Facts _____	2
Schedule _____	3
Numerical Roster _____	4-5
Alphabetical Roster _____	6-7
Roster Breakdown _____	8
Starters Breakdown _____	9
American Athletic Conference _____	10
Bowl Synopsis _____	11
UTSA Athletics Communications Staff _____	12
Media Policy _____	12-13
Broadcast Information _____	14
Local Media Directory _____	14

## Staff

Jeff Traylor _____	16-19
Assistant Coaches/Support Staff _____	20-30
Dr. Lisa Campos _____	31
Dr. Taylor Eighthy _____	32

## Players

Returnees _____	34-54
Newcomers _____	54-60

## Season Review

Schedule/Results _____	62
Team Statistics _____	62-63
Starters Summary _____	63
Team Captains Breakdown _____	63
Individual Statistics _____	64-65
Defensive Statistics _____	66
UTSA Game-by-Game Statistics _____	67
Opponent Game-by-Game Statistics _____	68
Team Comparison _____	69
Red Zone Comparison _____	69
Game Superlatives _____	70-71
Long Plays _____	72
Game-by-Game Capsules _____	73-79
American Athletic Conference Season Review _____	80



**UTSA defeated Marshall, 35-17, in the 2023 Scooter's Coffee Frisco Bowl to notch the first bowl win in program history.**

## Record Book

Team Records _____	82-83
Individual Records _____	83-85
Longest Plays _____	86
Game Superlatives _____	87
Single-Season Lists _____	88-89
Career Lists _____	90-91
Opponent Records _____	92
Alamodome Records _____	93
Year-By-Year Results _____	94
All-Time Series Results _____	95
All-Time Broadcast Appearances _____	96
Miscellaneous Records _____	97
Attendance Records _____	98
Program Firsts _____	99
Conference Championships _____	100-101
Bowl History _____	102-104
Bowl Records _____	105
Roadrunners in the NFL _____	106
Honor Roll _____	107-110
All-Time Letterwinners _____	111-112
All-Time Assistant Coaches _____	112
All-Time Numerical Roster _____	113-116

## CREDITS

The 2024 UTSA Football Media Almanac is a production of the UTSA Athletics Communications Office. The supplement was designed, written and edited by Associate Athletics Director for Communications Kyle Stephens with assistance from Michael Stambaugh, Ryan Smith and former staffers Tony Baldwin, Cody Bays, Brian Hernandez, Brent Ingram, Brady Meister and Alma Solís. Photos courtesy of Jamal Cooley, Joshua Guerra, Jacob Hernandez, Jeff Huehn, Steve Moakley, Antonio Morano, Vashaun Newman, Beth Tate and the NFL.



# « 2024 UTSA QUICK FACTS »

## General Information

Name \_\_\_\_\_ The University of Texas at San Antonio  
 Nickname \_\_\_\_\_ Roadrunners  
 Colors \_\_\_\_\_ Orange (PMS 1665), Navy Blue (289) and White  
 Founded \_\_\_\_\_ 1969  
 Enrollment \_\_\_\_\_ 34,864  
 President \_\_\_\_\_ Dr. Taylor Eighmy (Tufts '80)  
 Athletics Director \_\_\_\_\_ Dr. Lisa Campos (Colorado State)  
 Athletics Department Phone \_\_\_\_\_ (210) 458-8149  
 Ticket Office Phone \_\_\_\_\_ (210) 458-8872  
 Affiliation \_\_\_\_\_ NCAA Division I Football Bowl Subdivision  
 Conference \_\_\_\_\_ American Athletic Conference  
 Stadium (Capacity) \_\_\_\_\_ Alamodome (34,984)  
 Playing Surface \_\_\_\_\_ FusionH XP2 Synthetic Turf  
 Press Box Phone \_\_\_\_\_ (210) 704-6200

## Coaching Staff

Head Coach \_\_\_\_\_ Jeff Traylor (Stephen F. Austin '90)  
 Career Record (Years) \_\_\_\_\_ 39-14 (4)  
 Defensive Coordinator/Safeties \_\_\_\_\_ Jess Loepp  
 Offensive Coordinator/Quarterbacks \_\_\_\_\_ Justin Burke  
 Run Game Coordinator/Offensive Line \_\_\_\_\_ Kurt Traylor  
 Assistant Head Coach/Cornerbacks \_\_\_\_\_ Nick Graham  
 Assoc. Head Coach/Pass Game Coord./Wide Receivers \_\_\_\_\_ Joe Price III  
 Defensive Run Game Coordinator/Defensive Line \_\_\_\_\_ Siddiq Haynes  
 Running Backs/NFL Liaison \_\_\_\_\_ Julian Griffin  
 Defensive Pass Game Coordinator/Linebackers \_\_\_\_\_ Galen Scott  
 Special Teams Coordinator/Nickels \_\_\_\_\_ Zach Brown  
 Tight Ends \_\_\_\_\_ Hunter Rittimann  
 Safeties Coach \_\_\_\_\_ Corey Jordan  
 Will Linebackers Coach \_\_\_\_\_ Jermial Ashley  
 Wide Receivers Coach \_\_\_\_\_ Sean Davis  
 Quarterbacks Coach \_\_\_\_\_ Pavit Patel  
 Assistant Running Backs Coach \_\_\_\_\_ Aaron Green  
 Specialists Coach/Asst. Special Teams Coord. \_\_\_\_\_ Chris Roberts  
 Assistant Wide Receivers Coach \_\_\_\_\_ Luke Turner  
 Assistant Cornerbacks Coach \_\_\_\_\_ Malik Walker  
 Assistant Tight Ends Coach \_\_\_\_\_ Tim Yoder  
 Graduate Assistants (Offense) \_\_\_\_\_ Peter Gray, Tyler Preston  
 Graduate Assistants (Defense) \_\_\_\_\_ Colyn Givens, Jack Swensen  
 Special Teams Assistant \_\_\_\_\_ Dylan Sams  
 Offensive Assistant \_\_\_\_\_ Caleb Durham-Honer  
 Defensive Assistant \_\_\_\_\_ Andy McClain  
 Offensive Assistant \_\_\_\_\_ Jacorey Warrick  
 Chief of Staff \_\_\_\_\_ Matt Turner  
 General Manager \_\_\_\_\_ Mike Giglio  
 Director of Recruiting \_\_\_\_\_ Jenna Learn  
 Director of Football Operations \_\_\_\_\_ Andrew Acosta  
 Director of Football Relations & Player Engagement \_\_\_\_\_ Damon Williams  
 Director of Player Personnel \_\_\_\_\_ Parker Cundiff  
 Administrative Associate \_\_\_\_\_ Alexis Dawson  
 Video Coordinator \_\_\_\_\_ Alex Nicasio  
 Video Production Coordinator \_\_\_\_\_ Joshua Guerra  
 Football Creative Coordinator \_\_\_\_\_ Allison Maguire  
 Director of Sports Performance \_\_\_\_\_ Ryan Filo  
 Head Football Trainer \_\_\_\_\_ Brian Benitez  
 Assistant AD/Equipment Operations \_\_\_\_\_ Dan Stinson  
 Football Office Phone \_\_\_\_\_ (210) 458-5011

## Team Information

2023 Record \_\_\_\_\_ 9-4 (.692)  
 2023 AAC Record/Finish \_\_\_\_\_ 7-1 (.875)/3rd  
 Letterwinners Returning/Lost \_\_\_\_\_ 49/27  
 Starters Returning (O/D/ST) \_\_\_\_\_ 16 (8/6/2)  
 Starters Lost (O/D/ST) \_\_\_\_\_ 11 (5/5/1)  
 Offensive Formation \_\_\_\_\_ Multiple  
 Defensive Formation \_\_\_\_\_ 3-4

## Program History

First Year \_\_\_\_\_ 2011  
 All-Time Record \_\_\_\_\_ 84-75 (.528)  
 All-Time Home Record \_\_\_\_\_ 49-30 (.620)  
 All-Time Road Record \_\_\_\_\_ 34-42 (.447)  
 All-Time Neutral Record \_\_\_\_\_ 1-3 (.250)  
 All-Time Conference Record \_\_\_\_\_ 55-38 (.591)  
 \_\_\_\_\_ WAC: 3-3 (.500), 2012  
 \_\_\_\_\_ C-USA: 45-34 (.570), 2013-22  
 \_\_\_\_\_ AAC: 7-1 (.875), 2023-present  
 Conference Championships \_\_\_\_\_ 2021, 2022 (Conference USA)

## Athletics Communications

Associate AD (primary contact) \_\_\_\_\_ Kyle Stephens  
 Email \_\_\_\_\_ kyle.stephens@utsa.edu  
 Phone \_\_\_\_\_ (210) 887-3636  
 Associate Director \_\_\_\_\_ Michael Stambaugh  
 Email \_\_\_\_\_ michael.stambaugh@utsa.edu  
 Phone \_\_\_\_\_ (785) 979-5721  
 Assistant Director \_\_\_\_\_ Ryan Smith  
 Email \_\_\_\_\_ ryan.smith2@utsa.edu  
 Phone \_\_\_\_\_ (361) 442-9600  
 Address \_\_\_\_\_ One UTSA Circle, San Antonio, TX 78249  
 Website \_\_\_\_\_ goUTSA.com  
 Facebook \_\_\_\_\_ facebook.com/UTSAFTBL  
 Twitter \_\_\_\_\_ @UTSAFTBL  
 Instagram \_\_\_\_\_ @utsaftbl



# UTSA

## WE ARE UTSA

When referencing the University of Texas at San Antonio Athletics **PLEASE USE THE ACRONYM UTSA AND THE NICKNAME ROADRUNNERS.** Please refrain from using UT-San Antonio, Texas-San Antonio, UT-SA or any other variation.

## « 2024 UTSA SCHEDULE »

DATE	OPPONENT	LOCATION	TV	TIME (CT)
Aug. 31	Kennesaw State	San Antonio, Texas	ESPN+	2:30 p.m.
Sept. 7	at Texas State	San Marcos, Texas	ESPNU	3 p.m.
Sept. 14	at Texas	Austin, Texas	ESPN	6 p.m.
Sept. 21	Houston Christian	San Antonio, Texas	ESPN+	2:30 p.m.
Sept. 28	at East Carolina*	Greenville, N.C.	TBD	TBA
Oct. 12	at Rice*	Houston, Texas	TBD	TBA
Oct. 19	Florida Atlantic*	San Antonio, Texas	TBD	TBA
Oct. 26	at Tulsa*	Tulsa, Okla.	TBD	TBA
Nov. 2	Memphis*	San Antonio, Texas	TBD	TBA
Nov. 15	North Texas*	San Antonio, Texas	ESPN2	8 p.m.
Nov. 22	Temple*	San Antonio, Texas	ESPN2	6 p.m.
Nov. 30	at Army*	West Point, N.Y.	CBSSN	11 a.m.
Dec. 6	American Football Championship	TBD	ABC	7 p.m.

*schedule is subject to change • home games in blue and played at Alamodome • road games in orange*

*\*American Athletic Conference game*



# « 2024 UTSA NUMERICAL ROSTER »

#	Name	Pos.	Height	Weight	Yr.-Exp.	Hometown (High School/Previous School[s])
0	Oscar Cardenas	TE	6-4	265	R-Sr.-4L	San Antonio, Texas (Brandeis HS)
0	Jamal Ligon	ILB	6-2	235	Sr.-4L	Tyler, Texas (Lee HS)
1	De'Corian "JT" Clark	WR	6-3	220	Sr.-4L	Fort Worth, Texas (Wyatt HS)
1	Joe Evans	DL	6-3	335	Sr.-2L	Haynesville, La. (Haynesville HS/LSU)
2	Brandon Brown	DL	6-2	320	Sr.-3L	Katy, Texas (Morton Ranch HS/Tulane)
2	Owen McCown	QB	6-1	190	R-So.-1L	Rusk, Texas (Rusk HS/Colorado)
3	Zah Frazier	CB	6-3	185	R-Jr.-2L	Cedartown, Ga. (Cedartown HS/Coffeyville [Kan.] CC)
3	Devin McCuin	WR	6-0	195	So.-1L	Jacksonville, Texas (Jacksonville HS)
4	Kevorian Barnes	RB	5-9	210	R-Jr.-2L	San Augustine, Texas (San Augustine HS)
4	Ken Robinson	S	5-11	190	R-Sr.-4L	Grand Prairie, Texas (South Grand Prairie HS)
5	Chris Carpenter	WR	5-11	160	Sr.-2L	Jacksonville, Texas (Jacksonville HS/Colorado)
5	Martavius French	ILB	6-2	225	Sr.-2L	Memphis, Tenn. (Whitehaven HS/Hutchinson [Kan.] CC)
6	Elliott Davison	S	6-0	190	Sr.-1L	Tyler, Texas (Lee HS/UIW)
6	Robert Henry Jr.	RB	5-9	205	Sr.-1L	Lumberton, Miss. (Lumberton HS/Jones [Miss.] College)
7	Donyai Taylor	\$B	6-1	210	Sr.-4L	Shiner, Texas (Shiner HS)
8	Jimmori Robinson	OLB	6-5	250	R-Sr.-2L	Alexandria, Va. (Hayfield Secondary HS/Monroe [N.Y.] College)
9	Eddie Lee Marburger	QB	6-1	215	R-Jr.-2L	Mission, Texas (Sharyland Pioneer HS)
9	Owen Pewee	\$B	6-2	205	R-So.-1L	Katy, Texas (Cypress Park HS)
10	Kendrick Blackshire	ILB	6-1	250	Sr.-TR	Duncanville, Texas (Duncanville HS/Alabama)
10	Jace Wilson	WR	6-4	210	R-So.-1L	Denton, Texas (Guyer HS)
11	Brevin Randle	ILB	6-0	230	R-Sr.-TR	Marshall, Texas (Marshall HS/Louisiana Tech)
11	Jaren Randle	WR	6-2	180	R-Jr.-1L	San Antonio, Texas (Johnson HS)
12	Marcellus Wilkerson	\$B	6-1	205	Jr.-1L	Fort Worth, Texas (Boswell HS/Garden City [Kan.] CC)
13	Dematrius Davis Jr.	QB	5-10	200	R-Jr.-TR	Houston, Texas (North Shore HS/Alabama State)
13	Syrus Dumas	CB	5-10	180	Sr.-1L	Birmingham, Ala. (Birmingham Prep HS/New Mexico State)
14	Jermarius Lewis	S	5-11	190	Jr.-TR	Summit, Miss. (North Pike HS/New Mexico)
15	DJ Allen	WR	5-11	190	R-So.-TR	Gladewater, Texas (Gladewater HS/TCU)
15	Tyan Milton	CB	5-11	185	Jr.-TR	Lawrenceville, Ga. (Central Gwinnett HS/Fullerton [Calif.] College)
16	Chris Bryson II	\$B	6-1	200	Fr.-RS	San Antonio, Texas (Brandeis HS)
16	Jackson Gilkey	QB	6-2	225	Fr.-RS	Ennis, Texas (Ennis HS)
17	Asyrus Simon	DL	6-4	255	Sr.-4L	Humble, Texas (Atascocita HS)
17	Brandon Tennison	QB	5-10	200	Fr.-RS	Gilmer, Texas (Gilmer HS)
18	David Amador II	WR	6-0	195	So.-1L	Houston, Texas (North Shore HS)
18	Jimmy Wyrick	S	5-10	185	R-So.-TR	Dallas, Texas (South Oak Cliff HS/Stanford)
19	Johnny Bowens III	DL	6-3	290	R-Fr.-TR	Converse, Texas (Judson HS/Oregon)
19	Willie McCoy	WR	6-0	185	Jr.-1L	Houston, Texas (Bellaire HS/Kilgore College)
20	Zach Morris	CB	6-0	190	Jr.-TR	Highland Village, Texas (Flower Mound Marcus HS/New Mexico)
21	Denver Harris	CB	6-0	190	Jr.-TR	Houston, Texas (North Shore HS/LSU)
21	Justin Rodriguez	RB	5-7	180	R-Sr.-SQ	San Antonio, Texas (Johnson HS)
22	Bryson Donnell	RB	5-10	215	So.-TR	Tyler, Texas (Legacy HS/Texas Tech)
22	Elijah Newell	S	5-10	180	Fr.-HS	Maumelle, Ark. (Maumelle HS)
23	Camron Cooper	ILB	6-3	245	R-So.-1L	Dayton, Texas (Dayton HS)
23	Alpha Khan	WR	6-1	175	R-So.-1L	Katy, Texas (Mayde Creek HS/Houston Christian)
24	Rocko Griffin	RB	5-9	200	R-Jr.-1L	Rincon, Ga. (South Effingham HS/Vanderbilt)
24	Ian Jackson	ILB	6-2	220	R-Jr.-TR	Prattville, Ala. (Prattville HS/Alabama)
25	Frankie Arthur	RB	5-10	210	Fr.-HS	Conroe, Texas (Oak Ridge HS)
25	Caille Hogan	P	6-0	215	Jr.-HS	Eltham North, Australia (Marcellin College)
25	Kenyan Kelly	S	6-1	175	Fr.-HS	Denison, Texas (Denison HS)
26	Bryce Grays	\$B	6-1	195	R-So.-1L	Richmond, Texas (Fort Bend Christian Academy/Washington State)
27	Will Henderson III	RB	5-10	180	Fr.-HS	Gilmer, Texas (Gilmer HS)
27	Jakevian Rodgers	CB	6-1	155	Fr.-RS	Daingerfield, Texas (Daingerfield HS)
28	Brandon High Jr.	RB	5-10	215	Fr.-RS	Spring, Texas (Grand Oaks HS)
29	Tate Sandell	PK	5-10	180	R-So.-1L	Port Neches, Texas (Port Neches-Groves HS)
30	Davin Martin	CB	6-3	175	Fr.-RS	Houston, Texas (Klein Cain HS)
31	Vic Shaw	OLB	6-3	235	Fr.-RS	Texarkana, Texas (Pleasant Grove HS)
33	Mekhi Anderson	WR	5-9	165	Fr.-HS	Tampa, Fla. (Armwood HS)
33	Nnanna Anyanwu	OLB	6-5	240	R-So.-TR	Hampton, Ga. (Lovejoy HS/Coffeyville [Kan.] CC)
34	Nate Markiewicz	TE	6-5	250	Fr.-HS	McKinney, Texas (North HS)
34	James Walley Jr.	OLB	6-2	250	Fr.-RS	Missouri City, Texas (Ridge Point HS)

# « 2024 UTSA NUMERICAL ROSTER »

#	Name	Pos.	Height	Weight	Yr.-Exp.	Hometown (High School/Previous School[s])
36	Errionn Brow	CB	5-7	155	Jr.-HS	Houston, Texas (Clear Springs HS)
37	Ronald Link-Milam Jr.	S	6-2	200	R-Sr.-SQ	San Antonio, Texas (Reagan HS)
38	Alan Pruneda	S	5-8	185	Jr.-HS	San Antonio, Texas (Brackenridge HS)
39	Ethan Laing	RB	5-10	200	R-Jr.-SQ	Boerne, Texas (Champion HS)
41	Fred Lewis	ILB	5-11	225	Sr.-TR	Summit, Miss. (North Pike HS/Southwest Mississippi CC/Henderson State)
42	Mason Culton	RB	5-7	195	R-Fr.-SQ	Cypress, Texas (Bridgeland HS)
42	Daemian Wimberly	DL	6-4	250	R-Fr.-TR	Austin, Texas (Vandegrift HS/SMU)
43	Kaleb Brown	ILB	6-1	225	R-So.-1L	Austin, Texas (LBJ HS)
44	Ronald Triplette	DL	6-2	250	R-Jr.-2L	Houston, Texas (Shadow Creek HS/Kansas State)
45	Mason Hall	ILB	5-10	220	R-So.-SQ	Missouri City, Texas (Ridge Point HS)
47	Tim Huff Jr.	DL	6-0	240	R-So.-SQ	San Antonio, Texas (East Central HS)
49	David Adedoyin	OLB	6-2	210	So.-HS	Mansfield, Texas (Legacy HS)
50	Buffalo Kruize	OL	6-6	305	Sr.-1L	Honolulu, Hawai'i (Moanalua HS/City College of San Francisco)
51	CJ James Jr.	OL	6-3	310	R-Sr.-TR	Springfield, Mass. (Central HS/New Mexico)
51	Austin Phillips	LS	6-2	220	Fr.-RS	Sachse, Texas (Sachse HS)
51	Travon Sylvester	DL	6-2	285	R-So.-1L	St. Johns, Fla. (Bartram Trail HS)
52	Cade Collenback	LS	6-2	240	R-Sr.-3L	San Antonio, Texas (O'Connor HS/Tyler JC)
52	Preston Huneycutt	OL	6-3	300	Fr.-HS	Hutto, Texas (Hutto HS)
53	Cory Godinet	OL	6-4	345	R-Jr.-1L	Leone, American Samoa (Leone HS/Trinity Valley CC)
53	Michael Owoeye	ILB	5-10	220	So.-HS	Cypress, Texas (Cy Park HS)
54	Davion Hurth	OL	6-4	295	Fr.-HS	Mesquite, Texas (Horn HS)
55	Amare Johnson	ILB	6-1	215	Fr.-RS	Del Valle, Texas (Del Valle HS)
55	Kamar Missouri	OL	6-6	305	R-Jr.-TR	Baltimore, Md. (Mergenthaler Vo-Tech HS/Rutgers)
56	Jackson Anderson	OL	6-4	295	R-Jr.-SQ	Mineola, Texas (Mineola HS/Colorado)
56	Matthew Lambert	OLB	6-0	225	So.-HS	Richmond, Texas (George Ranch HS)
57	Ben Rios	OL	6-6	295	R-So.-SQ	San Antonio, Texas (Central Catholic HS)
59	Joseph Ugwu Jr.	OL	6-4	325	Fr.-HS	Katy, Texas (Paetow HS)
60	Kenny Ozowalu	DL	6-4	255	Fr.-HS	San Antonio, Texas (Reagan HS)
62	Daniel Alonso	OL	6-4	310	Fr.-HS	San Antonio, Texas (Holy Cross HS)
63	Zechariah Robinson	DL	6-3	295	Fr.-HS	Brookshire, Texas (Royal HS)
66	Andrew Alvarado	OL	6-4	305	R-Jr.-TR	Edinburg, Texas (Vela HS/Houston Christian)
67	Walker Baty	OL	6-4	310	R-Jr.-3L	Liberty Hill, Texas (Liberty Hill HS)
70	Deandre Marshall	OL	6-7	325	R-So.-1L	San Antonio, Texas (Central Catholic HS)
71	Jaylen Garth	OL	6-6	320	R-Jr.-TR	Port Neches, Texas (Port Neches-Groves HS/Houston)
72	Briley Brown	OL	6-4	305	Fr.-HS	San Antonio, Texas (O'Connor HS)
73	Demetris Allen	OL	6-3	320	R-Sr.-3L	Hattiesburg, Miss. (Hattiesburg HS)
75	Venly Tatafu	OL	6-4	345	R-Sr.-2L	Portland, Ore. (Cleveland HS/Independence [Kan.] CC)
76	Luke Lapeze	OL	6-5	320	R-Jr.-2L	Humble, Texas (Summer Creek HS)
77	Makai Hart	OL	6-4	300	R-Sr.-2L	Clinton, Iowa (Clinton HS/Trinity Valley CC)
78	Jonah Miller	OL	6-8	285	R-Jr.-TR	Tucson, Ariz. (Salpointe Catholic HS/Santa Rosa [Calif.] JC)
78	Donald Quaite Jr.	DL	6-6	345	Fr.-RS	Dallas, Texas (Bishop Dunne HS)
80	Dan Dishman	TE	6-6	245	R-Jr.-3L	Seabrook, Texas (Clear Falls HS)
81	Devin Scura	TE	6-5	250	Fr.-RS	Manor, Texas (Manor HS)
82	Chase Allen	PK	6-2	195	R-Jr.-1L	Colleyville, Texas (Heritage HS/Alabama)
82	Elliott Brow	WR	5-7	150	Jr.-HS	Houston, Texas (Clear Springs HS)
83	Ezekiel Saldana	WR	5-9	180	Fr.-RS	Pecos, Texas (Pecos HS)
84	JJ Sparkman	WR	6-4	225	Sr.-TR	Longview, Texas (Pine Tree HS/Texas Tech)
85	Shea Adams	TE	6-4	220	Fr.-HS	Port Neches, Texas (Port Neches-Groves HS)
86	Jamel Hardy	WR	6-2	195	Fr.-RS	Dallas, Texas (Lincoln HS)
87	Justice Hurt	WR	6-0	195	Fr.-RS	San Antonio, Texas (Taft HS)
88	Houston Thomas	TE	6-5	240	R-So.-1L	College Station, Texas (College Station HS)
89	Patrick Overmyer	TE	6-5	235	Fr.-RS	Kingwood, Texas (Kingwood Park HS)
90	Chidera Otutu	DL	6-1	305	Fr.-HS	Pflugerville, Texas (Weiss HS)
92	Michael Petro	PK	5-9	180	Fr.-RS	Flower Mound, Texas (Marcus HS)
95	Christian Clayton	DL	6-3	335	R-Sr.-4L	Fort Worth, Texas (South Hills HS)
96	Anthony Santoscoy	DL	6-5	270	R-So.-SQ	San Juan, Texas (Pharr-San Juan-Alamo HS)
98	Jameian Buxton	DL	6-1	325	So.-1L	New Orleans, La. (Warren Easton HS)
99	Tai Leonard	DL	6-3	255	Jr.-2L	Houston, Texas (North Shore HS)

# « 2024 UTSA ALPHABETICAL ROSTER »

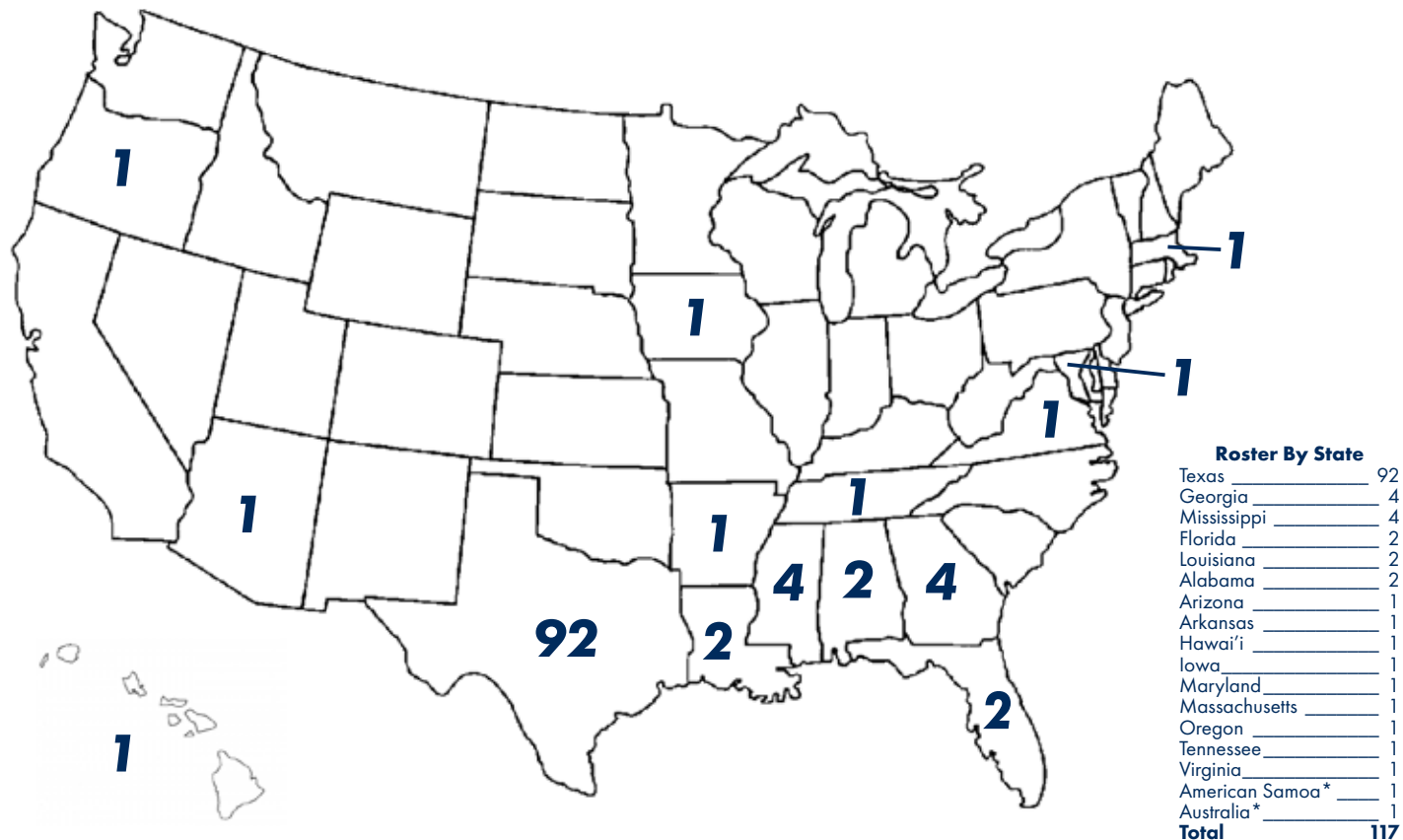
Name	#	Pos.	Height	Weight	Yr.-Exp.	Hometown (High School/Previous School[s])
Shea Adams	85	TE	6-4	220	Fr.-HS	Port Neches, Texas (Port Neches-Groves HS)
David Adedoyin	49	OLB	6-2	210	So.-HS	Mansfield, Texas (Legacy HS)
Chase Allen	82	PK	6-2	195	R-Jr.-1L	Colleyville, Texas (Heritage HS/Alabama)
Demetris Allen	73	OL	6-3	320	R-Sr.-3L	Hattiesburg, Miss. (Hattiesburg HS)
DJ Allen	15	WR	5-11	190	R-So.-TR	Gladewater, Texas (Gladewater HS/TCU)
Daniel Alonso	62	OL	6-4	310	Fr.-HS	San Antonio, Texas (Holy Cross HS)
Andrew Alvarado	66	OL	6-4	305	R-Jr.-TR	Edinburg, Texas (Vela HS/Houston Christian)
David Amador II	18	WR	6-0	195	So.-1L	Houston, Texas (North Shore HS)
Jackson Anderson	56	OL	6-4	295	R-Jr.-SQ	Mineola, Texas (Mineola HS/Colorado)
Mekhi Anderson	33	WR	5-9	165	Fr.-HS	Tampa, Fla. (Armwood HS)
Nnanna Anyanwu	33	OLB	6-5	240	R-So.-TR	Hampton, Ga. (Lovejoy HS/Coffeyville [Kan.] CC)
Frankie Arthur	25	RB	5-10	210	Fr.-HS	Conroe, Texas (Oak Ridge HS)
Kevorian Barnes	4	RB	5-9	210	R-Jr.-2L	San Augustine, Texas (San Augustine HS)
Walker Baty	67	OL	6-4	310	R-Jr.-3L	Liberty Hill, Texas (Liberty Hill HS)
Kendrick Blackshire	10	ILB	6-1	250	Sr.-TR	Duncanville, Texas (Duncanville HS/Alabama)
Johnny Bowens III	19	DL	6-3	290	R-Fr.-TR	Converse, Texas (Judson HS/Oregon)
Elliott Brow	82	WR	5-7	150	Jr.-HS	Houston, Texas (Clear Springs HS)
Errionn Brow	36	CB	5-7	155	Jr.-HS	Houston, Texas (Clear Springs HS)
Brandon Brown	2	DL	6-2	320	Sr.-3L	Katy, Texas (Morton Ranch HS/Tulane)
Briley Brown	72	OL	6-4	305	Fr.-HS	San Antonio, Texas (O'Connor HS)
Kaleb Brown	43	ILB	6-1	225	R-So.-1L	Austin, Texas (LBJ HS)
Chris Bryson II	16	\$B	6-1	200	Fr.-RS	San Antonio, Texas (Brandeis HS)
Jameian Buxton	98	DL	6-1	325	So.-1L	New Orleans, La. (Warren Easton HS)
Oscar Cardenas	0	TE	6-4	265	R-Sr.-4L	San Antonio, Texas (Brandeis HS)
Chris Carpenter	5	WR	5-11	160	Sr.-2L	Jacksonville, Texas (Jacksonville HS/Colorado)
De'Corian "JT" Clark	1	WR	6-3	220	Sr.-4L	Fort Worth, Texas (Wyatt HS)
Christian Clayton	95	DL	6-3	335	R-Sr.-4L	Fort Worth, Texas (South Hills HS)
Cade Collenback	52	LS	6-2	240	R-Sr.-3L	San Antonio, Texas (O'Connor HS/Tyler JC)
Camron Cooper	23	ILB	6-3	245	R-So.-1L	Dayton, Texas (Dayton HS)
Mason Culton	42	RB	5-7	195	R-Fr.-SQ	Cypress, Texas (Bridgeland HS)
Dematrius Davis Jr.	13	QB	5-10	200	R-Jr.-TR	Houston, Texas (North Shore HS/Alabama State)
Elliott Davison	6	S	6-0	190	Sr.-1L	Tyler, Texas (Lee HS/UIW)
Dan Dishman	80	TE	6-6	245	R-Jr.-3L	Seabrook, Texas (Clear Falls HS)
Bryson Donnell	22	RB	5-10	215	So.-TR	Tyler, Texas (Legacy HS/Texas Tech)
Syrus Dumas	13	CB	5-10	180	Sr.-1L	Birmingham, Ala. (Birmingham Prep HS/New Mexico State)
Joe Evans	1	DL	6-3	335	Sr.-2L	Haynesville, La. (Haynesville HS/LSU)
Zah Frazier	3	CB	6-3	185	R-Jr.-2L	Cedartown, Ga. (Cedartown HS/Coffeyville [Kan.] CC)
Martavius French	5	ILB	6-2	225	Sr.-2L	Memphis, Tenn. (Whitehaven HS/Hutchinson [Kan.] CC)
Jaylen Garth	71	OL	6-6	320	R-Jr.-TR	Port Neches, Texas (Port Neches-Groves HS/Houston)
Jackson Gilkey	16	QB	6-2	225	Fr.-RS	Ennis, Texas (Ennis HS)
Cory Godinet	53	OL	6-4	345	R-Jr.-1L	Leone, American Samoa (Leone HS/Trinity Valley CC)
Bryce Grays	26	\$B	6-1	195	R-So.-1L	Richmond, Texas (Fort Bend Christian Academy/Washington State)
Rocko Griffin	24	RB	5-9	200	R-Jr.-1L	Rincon, Ga. (South Effingham HS/Vanderbilt)
Mason Hall	45	ILB	5-10	220	R-So.-SQ	Missouri City, Texas (Ridge Point HS)
Jamel Hardy	86	WR	6-2	195	Fr.-RS	Dallas, Texas (Lincoln HS)
Denver Harris	21	CB	6-0	190	Jr.-TR	Houston, Texas (North Shore HS/LSU)
Makai Hart	77	OL	6-4	300	R-Sr.-2L	Clinton, Iowa (Clinton HS/Trinity Valley CC)
Will Henderson III	27	RB	5-10	180	Fr.-HS	Gilmer, Texas (Gilmer HS)
Robert Henry Jr.	6	RB	5-9	205	Sr.-1L	Lumberton, Miss. (Lumberton HS/Jones [Miss.] College)
Brandon High Jr.	28	RB	5-10	215	Fr.-RS	Spring, Texas (Grand Oaks HS)
Caile Hogan	25	P	6-0	215	Jr.-HS	Eltham North, Australia (Marcellin College)
Tim Huff Jr.	47	DL	6-0	240	R-So.-SQ	San Antonio, Texas (East Central HS)
Preston Huneycutt	52	OL	6-3	300	Fr.-HS	Hutto, Texas (Hutto HS)
Justice Hurt	87	WR	6-0	195	Fr.-RS	San Antonio, Texas (Taft HS)
Davion Hurth	54	OL	6-4	295	Fr.-HS	Mesquite, Texas (Horn HS)
Ian Jackson	24	ILB	6-2	220	R-Jr.-TR	Prattville, Ala. (Prattville HS/Alabama)
CJ James Jr.	51	OL	6-3	310	R-Sr.-TR	Springfield, Mass. (Central HS/New Mexico)
Amare Johnson	55	ILB	6-1	215	Fr.-RS	Del Valle, Texas (Del Valle HS)
Kenyan Kelly	25	S	6-1	175	Fr.-HS	Denison, Texas (Denison HS)

# « 2024 UTSA ALPHABETICAL ROSTER »

Name	#	Pos.	Height	Weight	Yr.-Exp.	Hometown (High School/Previous School[s])
Alpha Khan	23	WR	6-1	175	R-So.-1L	Katy, Texas (Mayde Creek HS/Houston Christian)
Buffalo Kruize	50	OL	6-6	305	Sr.-1L	Honolulu, Hawai'i (Moanalua HS/City College of San Francisco)
Ethan Laing	39	RB	5-10	200	R-Jr.-SQ	Boerne, Texas (Champion HS)
Matthew Lambert	56	OLB	6-0	225	So.-HS	Richmond, Texas (George Ranch HS)
Luke Lapeze	76	OL	6-5	320	R-Jr.-2L	Humble, Texas (Summer Creek HS)
Tai Leonard	99	DL	6-3	255	Jr.-2L	Houston, Texas (North Shore HS)
Fred Lewis	41	ILB	5-11	225	Sr.-TR	Summit, Miss. (North Pike HS/Southwest Mississippi CC/Henderson State)
Jermarius Lewis	14	S	5-11	190	Jr.-TR	Summit, Miss. (North Pike HS/New Mexico)
Jamal Ligon	0	ILB	6-2	235	Sr.-4L	Tyler, Texas (Lee HS)
Ronald Link-Milam Jr.	37	S	6-2	200	R-Sr.-SQ	San Antonio, Texas (Reagan HS)
Eddie Lee Marburger	9	QB	6-1	215	R-Jr.-2L	Mission, Texas (Sharyland Pioneer HS)
Nate Markiewicz	34	TE	6-5	250	Fr.-HS	McKinney, Texas (North HS)
Deandre Marshall	70	OL	6-7	325	R-So.-1L	San Antonio, Texas (Central Catholic HS)
Davin Martin	30	CB	6-3	175	Fr.-RS	Houston, Texas (Klein Cain HS)
Owen McCown	2	QB	6-1	190	R-So.-1L	Rusk, Texas (Rusk HS/Colorado)
Willie McCoy	19	WR	6-0	185	Jr.-1L	Houston, Texas (Bellaire HS/Kilgore College)
Devin McCuin	3	WR	6-0	195	So.-1L	Jacksonville, Texas (Jacksonville HS)
Jonah Miller	78	OL	6-8	285	R-Jr.-TR	Tucson, Ariz. (Salpointe Catholic HS/Santa Rosa [Calif.] JC)
Tyan Milton	15	CB	5-11	185	Jr.-TR	Lawrenceville, Ga. (Central Gwinnett HS/Fullerton [Calif.] College)
Kamar Missouri	55	OL	6-6	305	R-Jr.-TR	Baltimore, Md. (Mergenthaler Vo-Tech HS/Rutgers)
Zach Morris	20	CB	6-0	190	Jr.-TR	Highland Village, Texas (Flower Mound Marcus HS/New Mexico)
Elijah Newell	22	S	5-10	180	Fr.-HS	Maumelle, Ark. (Maumelle HS)
Chidera Otutu	90	DL	6-1	305	Fr.-HS	Pflugerville, Texas (Weiss HS)
Patrick Overmyer	89	TE	6-5	235	Fr.-RS	Kingwood, Texas (Kingwood Park HS)
Michael Owoeye	53	ILB	5-10	220	So.-HS	Cypress, Texas (Cy Park HS)
Kenny Ozowalu	60	DL	6-4	255	Fr.-HS	San Antonio, Texas (Reagan HS)
Michael Petro	92	PK	5-9	180	Fr.-RS	Flower Mound, Texas (Marcus HS)
Owen Pewee	9	\$B	6-2	205	R-So.-1L	Katy, Texas (Cypress Park HS)
Austin Phillips	51	LS	6-2	220	Fr.-RS	Sachse, Texas (Sachse HS)
Alan Pruneda	38	S	5-8	185	Jr.-HS	San Antonio, Texas (Brackenridge HS)
Donald Quaitte Jr.	78	DL	6-6	345	Fr.-RS	Dallas, Texas (Bishop Dunne HS)
Brevin Randle	11	ILB	6-0	230	R-Sr.-TR	Marshall, Texas (Marshall HS/Louisiana Tech)
Jaren Randle	11	WR	6-2	180	R-Jr.-1L	San Antonio, Texas (Johnson HS)
Ben Rios	57	OL	6-6	295	R-So.-SQ	San Antonio, Texas (Central Catholic HS)
Jimmori Robinson	8	OLB	6-5	250	R-Sr.-2L	Alexandria, Va. (Hayfield Secondary HS/Monroe [N.Y.] College)
Ken Robinson	4	S	5-11	190	R-Sr.-4L	Grand Prairie, Texas (South Grand Prairie HS)
Zechariah Robinson	63	DL	6-3	295	Fr.-HS	Brookshire, Texas (Royal HS)
Jakevian Rodgers	27	CB	6-1	155	Fr.-RS	Daingerfield, Texas (Daingerfield HS)
Justin Rodriguez	21	RB	5-7	180	R-Sr.-SQ	San Antonio, Texas (Johnson HS)
Ezekiel Saldana	83	WR	5-9	180	Fr.-RS	Pecos, Texas (Pecos HS)
Tate Sandell	29	PK	5-10	180	R-So.-1L	Port Neches, Texas (Port Neches-Groves HS)
Anthony Santoscoy	96	DL	6-5	270	R-So.-SQ	San Juan, Texas (Pharr-San Juan-Alamo HS)
Devin Scura	81	TE	6-5	250	Fr.-RS	Manor, Texas (Manor HS)
Vic Shaw	31	OLB	6-3	235	Fr.-RS	Texarkana, Texas (Pleasant Grove HS)
Asyrus Simon	17	DL	6-4	255	Sr.-4L	Humble, Texas (Atascocita HS)
JJ Sparkman	84	WR	6-4	225	Sr.-TR	Longview, Texas (Pine Tree HS/Texas Tech)
Travon Sylvester	51	DL	6-2	285	R-So.-1L	St. Johns, Fla. (Bartram Trail HS)
Venly Tatafu	75	OL	6-4	345	R-Sr.-2L	Portland, Ore. (Cleveland HS/Independence [Kan.] CC)
Donyai Taylor	7	\$B	6-1	210	Sr.-4L	Shiner, Texas (Shiner HS)
Brandon Tennison	17	QB	5-10	200	Fr.-RS	Gilmer, Texas (Gilmer HS)
Houston Thomas	88	TE	6-5	240	R-So.-1L	College Station, Texas (College Station HS)
Ronald Triplette	44	DL	6-2	250	R-Jr.-2L	Houston, Texas (Shadow Creek HS/Kansas State)
Joseph Ugwu Jr.	59	OL	6-4	325	Fr.-HS	Katy, Texas (Paetow HS)
James Walley Jr.	34	OLB	6-2	250	Fr.-RS	Missouri City, Texas (Ridge Point HS)
Marcellus Wilkerson	12	\$B	6-1	205	Jr.-1L	Fort Worth, Texas (Boswell HS/Garden City [Kan.] CC)
Jace Wilson	10	WR	6-4	210	R-So.-1L	Denton, Texas (Guyer HS)
Daemian Wimberly	42	DL	6-4	250	R-Fr.-TR	Austin, Texas (Vandegrift HS/SMU)
Jimmy Wyrick	18	S	5-10	185	R-So.-TR	Dallas, Texas (South Oak Cliff HS/Stanford)



# « 2024 UTSA ROSTER BREAKDOWN »



**Seniors (27)**  
 Demetris Allen  
 Kendrick Blackshire  
 Brandon Brown  
 Oscar Cardenas  
 Chris Carpenter  
 De'Corian Clark  
 Christian Clayton  
 Cade Coltenback  
 Elliott Davison  
 Syrus Dumas  
 Joe Evans  
 Martavius French  
 Makai Hart  
 Robert Henry  
 CJ James  
 Buffalo Kruize  
 Fred Lewis  
 Jamal Ligon  
 Ronald Link-Milam  
 Brevin Randle  
 Jimmori Robinson  
 Ken Robinson  
 Justin Rodriguez  
 Asyrus Simon  
 JJ Sparkman  
 Venly Tatafu  
 Donyai Taylor

**Juniors (30)**  
 Chase Allen  
 Andrew Alvarado  
 Jackson Anderson  
 Kevorian Barnes  
 Walker Baty  
 Elliott Brow  
 Errionn Brow  
 Dematrius Davis Jr.  
 Dan Dishman  
 Zah Frazier  
 Jaylen Garth  
 Cory Godinet  
 Rocko Griffin  
 Denver Harris  
 Caile Hogan  
 Ian Jackson  
 Ethan Laing  
 Luke Lapeze  
 Tai Leonard  
 Jermarius Lewis  
 Eddie Lee Marburger  
 Willie McCoy  
 Jonah Miller  
 Tyon Milton  
 Kamar Missouri  
 Zach Morris  
 Alan Pruneda  
 Jaren Randle  
 Ronald Triplette  
 Marcellus Wilkerson

**Sophomores (25)**  
 David Adedoyin  
 DJ Allen  
 David Amador II  
 Nnanna Anyanwu  
 Kaleb Brown  
 Jameian Buxton  
 Camron Cooper  
 Bryson Donnell  
 Bryce Grays  
 Mason Hall  
 Timothy Huff Jr.  
 Alpha Khan  
 Matthew Lambert  
 Deandre Marshall  
 Owen McCown  
 Devin McCuin  
 Michael Owwoeye  
 Owen Pewee  
 Ben Rios  
 Tate Sandell  
 Anthony Santoscoy  
 Travon Sylvester  
 Houston Thomas  
 Jace Wilson  
 Jimmy Wyrick

**Freshmen (35)**  
 Shea Adams  
 Daniel Alonso  
 Mekhi Anderson  
 Frankie Arthur  
 Johnny Bowens III  
 Briley Brown  
 Chris Bryson II  
 Mason Culton  
 Jackson Gilkey  
 Jamel Hardy  
 Will Henderson III  
 Brandon High Jr.  
 Justice Hurt  
 Davion Hurth  
 Preston Huneycutt  
 Amare Johnson  
 Kenyan Kelly  
 Nate Markiewicz  
 Davin Martin  
 Elijah Newell  
 Chitera Otutu  
 Patrick Overmyer  
 Kenny Ozowalu  
 Michael Petro  
 Austin Phillips  
 Donald Quaite Jr.  
 Zechariah Robinson  
 Jakevian Rodgers  
 Ezekiel Saldana  
 Devin Scura  
 Vic Shaw  
 Brandon Tennison  
 Joseph Ugwu Jr.  
 James Walley Jr.  
 Daemian Wimberly

# « 2024 UTSA STARTERS BREAKDOWN »

## STARTERS RETURNING (16)

### OFFENSE (8)

Pos.	#	Name (2023 games/starts)	Height	Weight	Year-Exp.	Hometown (High School/Previous School)
RB	4	Kevorian Barnes (12/11)	5-9	220	R-Jr.-2L	San Augustine, Texas (San Augustine HS)
WR	1	De'Corian Clark (9/9) <sup>^</sup>	6-3	210	Sr.-4L	Fort Worth, Texas (Wyatt HS)
WR	14	Devin McCuin (12/7)	6-0	185	So.-1L	Jacksonville, Texas (Jacksonville HS)
TE	9	Oscar Cardenas (14/14)	6-4	285	R-Sr.-4L	San Antonio, Texas (Brandeis HS)
C	76	Luke Lapeze (12/11)	6-4	330	R-Jr.-2L	Humble, Texas (Summer Creek HS)
OL	53	Cory Godinet (13/10)	6-5	350	R-Jr.-1L	Leone, American Samoa (Leone HS/Trinity Valley CC)
OL	75	Venly Tatafu (13/13)	6-4	325	R-Sr.-2L	Portland, Ore. (Cleveland HS/Independence [Kan.] CC)
OL	77	Makai Hart (12/12) <sup>*</sup>	6-4	305	R-Sr.-2L	Clinton, Iowa (Clinton HS/Trinity Valley [Texas] CC)

### DEFENSE (6)

Pos.	#	Name (2023 games/starts)	Height	Weight	Year-Exp.	Hometown (High School/Previous School)
DL	2	Brandon Brown (13/13)	6-2	305	Jr.-2L	Katy, Texas (Morton Ranch HS/Tulane)
DL	5	Joe Evans (13/13)	6-3	340	Sr.-2L	Haynesville, La. (Haynesville HS/LSU)
ILB	8	Jamal Ligon (13/13)	6-2	220	Sr.-3L	Tyler, Texas (Lee HS)
ILB	10	Martavius French (13/9)	6-3	225	Sr.-2L	Memphis, Tenn. (Whitehaven HS/Hutchinson [Kan.] CC)
OLB	7	Donyai Taylor (13/13)	6-1	205	Sr.-4L	Shiner, Texas (Shiner HS)
S	21	Ken Robinson (12/12)	5-11	185	R-Sr.-4L	Grand Prairie, Texas (South Grand Prairie HS)

### SPECIAL TEAMS (2)

Pos.	#	Name (2023 games)	Height	Weight	Year-Exp.	Hometown (High School/Previous School)
PK	82	Chase Allen (12)	6-2	195	Sr.-1L	Colleyville, Texas (Heritage HS/Alabama)
LS	52	Cade Collenback (13)	6-2	235	R-Sr.-3L	San Antonio, Texas (O'Connor HS/Tyler JC)

## STARTERS LOST (11)

### OFFENSE (5)

Pos.	#	Name (2023 games/starts)	Height	Weight	Hometown (High School/Previous School)
QB	0	Frank Harris (10/10)	6-0	205	Schertz, Texas (Clemens HS)
WR	2	Joshua Cephus (13/13)	6-3	185	Houston, Texas (Dekaney HS)
WR	11	Tykee Ogle-Kellogg (13/13)	6-5	225	Alcoa, Tenn. (Alcoa HS)
OL	58	Terrell Haynes (13/11)	6-3	345	Arlington, Texas (Seguin HS)
OL	64	Ernesto Almaraz (13/13)	6-2	295	Los Angeles, Calif. (Salesian HS/East Los Angeles College)

### DEFENSE (5)

Pos.	#	Name (2023 games/starts)	Height	Weight	Hometown (High School/Previous School)
DL	15	Trumane Bell II (13/13)	6-2	275	Dallas, Texas (Lake Highlands HS)
OLB	31	Trey Moore (12/12)	6-3	235	San Antonio, Texas (Smithson Valley HS)
S	0	Rashad Wisdom (13/13)	5-9	210	Converse, Texas (Judson HS)
CB	10	Nicktroy Fortune (13/12)	6-0	190	Roswell, Ga. (Central Gwinnett HS/West Virginia)
CB	18	Kam Alexander (13/9)	5-11	175	Manvel, Texas (Manvel HS/Sam Houston)

### SPECIAL TEAMS (1)

Pos.	#	Name (2023 games)	Height	Weight	Hometown (High School/Previous School)
P	5	Lucas Dean (14)	6-2	220	Dunsborough, Australia (St Mary MacKillop College)

2023 roster numbers used

(x/x)<sup>^</sup> denotes 2022 games/starts

(x/x)<sup>\*</sup> denotes 2021 games/starts

# « AMERICAN ATHLETIC CONFERENCE »



The American Athletic Conference, which has established itself as a preeminent NCAA Division I Football Bowl Subdivision conference, is poised to continue its remarkable ascension to national prominence under the leadership of Commissioner Tim Perneti, who began his tenure in May of 2024.

The American consists of 15 prestigious institutions: the University of Alabama at Birmingham, the United States Military Academy (in football only), the University of North Carolina Charlotte, East Carolina University, Florida Atlantic University, the University of Memphis, the United States Naval Academy (in football only), the University of North Texas, Rice University, the University of South Florida, Temple University, the University of Texas at San Antonio, Tulane University, the University of Tulsa, and Wichita State University (in basketball and Olympic sports).

The American has fashioned an impressive list of accomplishments in the competitive arena, in the classroom and in support of student-athlete welfare. The American stands as one of the elite Division I conference thanks to its collection of national team and individual championships, its football and basketball postseason victories, its expansive media rights contract with ESPN, and its commitment to providing the highest levels of support for student-athletes.

With the addition of Army to the conference ranks in 2024, The American has an institutional presence in five of the top 10, eight of the top 25 and 13 of the top 51 Nielsen media markets.

The league has produced four NCAA championship teams in addition to a College Football Playoff semifinalist, four New Year's Six bowl champions, two NCAA Men's Final Four participants, six Women's Final Four teams, an NIT champion, 15 NCAA individual championships, and a Rhodes Scholar. Additionally, American Athletic Conference teams have advanced to the College World Series, qualified for the match play round of the NCAA Men's Golf Championship and registered multiple top-10 finishes at the NCAA Cross Country and Outdoor Track and Field championships.

The American has seen a member school claim a spot in a New Year's Six bowl eight times in the league's first 11 football seasons, including the 2022 campaign, when Tulane capped the biggest one-year turnaround in major college football history with a thrilling win against USC in the Goodyear Cotton Bowl Classic.

Individual teams in The American have enjoyed some of their best football seasons in program history as members of the conference. Tulane went 12-2 and earned a top-10 final ranking in 2022. Navy won a program-record 11 games in 2015, its first season in the conference, and matched that mark with its 2019 campaign. Memphis, which had not won 10 games in a season since 1938, has registered three 10-win seasons in the last nine years (2015, 2017, 2019), including a school-record 12 wins in 2019. Temple enjoyed its first 10-win season in school history in 2015. South Florida finished in the top 25 for the first two times in program history (2016, 2017). Tulsa returned to the top 25 for the first time in 11 years in 2020. East Carolina earned a top-20 ranking in 2014.

Since the conference's reconstitution in 2013-14, teams from The American have registered top-10 national rankings in football, men's basketball, women's basketball, baseball, men's soccer, women's soccer, women's lacrosse, men's golf, women's rowing, men's tennis, women's tennis, men's cross country, men's track and field, and women's track and field.

American Athletic Conference student-athletes have distinguished themselves in all facets of intercollegiate athletics. Memphis quarterback Brady White was the 2020 winner of the National Football Foundation's James V. Campbell Trophy as the top scholar-athlete in college football. Temple linebacker Tyler Matakevich won the Bednarik Award and the Nagurski Trophy as the nation's top defensive player in 2015, while Tulsa linebacker Zaven Collins repeated that feat in 2020. The American has had four top-10 Heisman Trophy finishes including Navy quarterback Keenan Reynolds, who was fifth in 2015. Reynolds was also selected as the winner of the 2016 AAU James E. Sullivan Award as the nation's top amateur athlete.

Additionally, South Florida star Georgina Corrick was the Division I softball Academic All-America of the Year in 2022, while Tulsa cross country standout Kirk Smith was chosen as a Rhodes Scholar in the fall of 2016.

American Athletic Conference alumni have made their mark in professional and international sports as well. A number of American Athletic Conference athletes have been selected in the first round of the professional entry drafts in football, basketball, baseball and soccer, including former Memphis center James Wiseman, who was the No. 2 pick in the 2020 NBA Draft, and former Wichita State third-baseman Alec Bohm, the No. 3 selection in the 2018 Major League Baseball Draft. Former Memphis tennis player Joe Salisbury, a 2014 all-conference selection, has gone on to win five Grand Slam championships in men's doubles and mixed doubles. Former Tulane standout Dominik Koepfer has earned a top-50 world ranking in men's tennis and reached the fourth round of the US Open in 2019.

The American announced a lucrative and comprehensive media rights extension with ESPN in May of 2019, providing the conference with a stronger and more extensive presence on ESPN's primary television networks (ABC, ESPN, ESPN2, ESPNU). Since the extension took effect in the 2020-21 academic year, a minimum of 40 regular-season football telecasts and 60 regular-season men's basketball games per season will appear on those primary networks. Nearly every conference-controlled game in all sports will appear either on an ESPN network or on ESPN+.

The first nine American Athletic Conference Football Championships were televised by ABC as part of Championship Weekend. Subsequent championship games will appear on either ABC or ESPN through the duration of the 12-year extension, including the 2024 game, which will air in Friday prime time on ABC.

Away from the competitive arena, The American has established itself as a leader in the area of student-athlete wellness, both through the adoption of NCAA autonomous legislation on matters including full cost of attendance and nutrition. The American's Academic Symposium annually features scholars and students engaged in collaborative research related to student-athlete well-being. The conference, in conjunction with its Student-Athlete Advisory Committee has also launched the Powerful Minds campaign to improve awareness and education on mental health issues and recognize the scholarly achievements of the conference's student-athletes.



# « 2024 BOWL SYNOPSIS »

American Athletic Conference teams are guaranteed at least seven bowl appearances in 2024 as part of the conference's postseason lineup, which began in the 2020 season and is in place through 2025.

The American Athletic Conference champion would play in the College Football Playoff if it is ranked among the five highest-ranked conference champions by the CFP selection committee.

As part of the current bowl cycle, The American will annually send teams to the Go Bowling Military Bowl in Annapolis, Maryland, and the Wasabi Fenway Bowl in Boston, facing opponents from the Atlantic Coast Conference in those matchups. In 2024, The American will send a team to the Lockheed Martin Armed Forces Bowl.

In the 2024 season, The American will additionally fill four spots from a group of eight bowls: the Birmingham Bowl, the StaffDNA Cure Bowl, the Union Home Mortgage Gasparilla Bowl, the Boca Raton Bowl, the Scooter's Coffee Frisco Bowl, the SERVPRO First Responder Bowl, the Isleta New Mexico Bowl and the Myrtle Beach Bowl.

Aside from the eight primary bowl affiliations in place for the 2024, The American has secondary agreements with the AutoZone Liberty Bowl and the Quick Lane Bowl.

## 2024 BOWL AFFILIATIONS

### Go Bowling Military Bowl

Dec. 28, 2024 | 5:45 p.m. ET | ESPN  
Navy-Marine Corps Memorial Stadium | Annapolis, Maryland

### Lockheed Martin Armed Forces Bowl

Dec. 27, 2024 | Noon or 3:30 p.m. ET | ESPN  
Amon G. Carter Stadium | Fort Worth, Texas

### Wasabi Fenway Bowl

Dec. 28, 2024 | 11 a.m. ET | ESPN  
Fenway Park | Boston, Massachusetts

## FOUR SELECTIONS FROM

### Scooter's Coffee Frisco Bowl

Dec. 17, 2024 | 9 p.m. ET | ESPN  
Toyota Stadium | Frisco, Texas

### Boca Raton Bowl

Dec. 18, 2024 | 5:30 p.m. ET | ESPN  
FAU Stadium | Boca Raton, Florida

### StaffDNA Cure Bowl

Dec. 20, 2024 | Noon ET | ESPN  
Camping World Stadium | Orlando, Florida

### Union Home Mortgage Gasparilla Bowl

Dec. 20, 2024 | 3:30 p.m. ET | ESPN  
Raymond James Stadium | Tampa, Florida

### Myrtle Beach Bowl

Dec. 23, 2024 | 11 a.m. ET | ESPN  
Brooks Stadium | Conway, South Carolina

### Isleta New Mexico Bowl

Dec. 28, 2024 | 2:15 p.m. ET | ESPN  
University Stadium | Albuquerque, New Mexico

### Birmingham Bowl

Dec. 27, 2024 | Noon or 3:30 p.m. ET | ESPN  
Protective Stadium | Birmingham, Alabama

### SERVPRO First Responder Bowl

Jan. 3, 2025 | 4 p.m. ET | ESPN  
Gerald J. Ford Stadium | Dallas, Texas

## ABOUT THE 12-TEAM COLLEGE FOOTBALL PLAYOFF FORMAT

The 12 participating teams will be the five conference champions ranked highest by the CFP selection committee, plus the next seven highest-ranked teams.



COLLEGE FOOTBALL  
PLAYOFF

The ranking of the teams will continue to be done by a selection committee.

The four highest-ranked conference champions will be seeded one through four and will receive a first-round bye. The fifth conference champion will be seeded where it was ranked or at No. 12 if it is outside the top 12 rankings. Non-conference champions ranked in the top four will be seeded beginning at No. 5. Because of this, the seeding, 1 through 12, could look different than the final rankings.

The eight teams seeded No. 5-12 will play in a first round with the higher seeds hosting the lower seeds either on campus or at other sites designated by the higher-seeded institution (No. 12 at No. 5, No. 11 at No. 6, No. 10 at No. 7 and No. 9 at No. 8.).

The selection committee will assign the four highest-ranked conference champions to Playoff Quarterfinals hosted by bowls. This will be done in consideration of historic bowl relationships, then in consideration of rankings. For example, if the Sugar Bowl hosts a Playoff Quarterfinal and the SEC champion is ranked No. 1 and the Big 12 champion is ranked No. 3, the SEC champion would be assigned to the Sugar Bowl and the Big 12 champion would be assigned elsewhere.

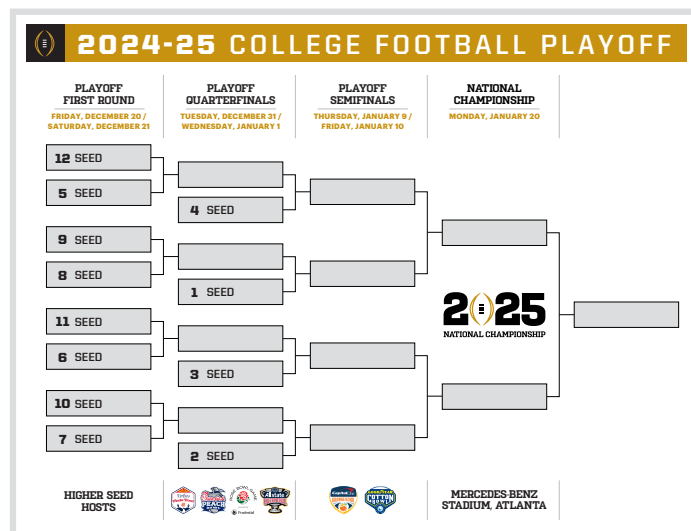
With the four highest-ranked conference champions assigned to bowls, their four Playoff Quarterfinal opponents will be dictated by the bracket (i.e., No. 1 vs. No. 8/9 winner, No. 4 vs. No. 5/12 winner, No. 2 vs. 7/10 winner; No. 3 vs. 6/11 winner.)

The College Football Playoff bracket will follow the selection committee's rankings, with no modifications made to avoid rematches between teams that may have played during the regular season or are from the same conference.

The bracket will remain in effect throughout the playoff (i.e., no re-seeding).

The highest seed will receive preferential placement for the Playoff Semifinal bowl assignment.

All 11 games will be under the CFP umbrella with the administrative policies determined by the CFP.



**ATHLETICS COMMUNICATIONS**



**Kyle Stephens**

**Associate Athletics Director/  
Athletics Communications  
Primary Football Contact**

p: (210) 887-3636  
e: [kyle.stephens@utsa.edu](mailto:kyle.stephens@utsa.edu)



**Michael Stambaugh**

**Associate Athletics  
Communications Director**

p: (785) 979-5721  
e: [michael.stambaugh@utsa.edu](mailto:michael.stambaugh@utsa.edu)



**Ryan Smith**

**Assistant Athletics  
Communications Director**

p: (361) 442-9600  
e: [ryan.smith2@utsa.edu](mailto:ryan.smith2@utsa.edu)

**Shipping Address:**  
UTSA Athletics Communications  
One UTSA Circle  
San Antonio, TX 78249

**Follow UTSA Football**



[goUTSA.com](http://goUTSA.com)



UTSAFTBL



UTSAFTBL



UTSAFTBL

**UTSA MEDIA POLICY**

**Media Coverage**

The UTSA Athletics Communications Office assists members of the media with their coverage of all 17 Roadrunners sports by coordinating interviews and providing feature ideas, notes, statistics and any other information needed. Media members may check the athletics department’s website — [goUTSA.com](http://goUTSA.com) — for the latest information on all UTSA sports.

**Football Season Credentials**

Season credentials and parking requests for UTSA home games must be requested online at [goUTSA.com/fbcredentials](http://goUTSA.com/fbcredentials). Only media covering the Roadrunners on a consistent basis and on assignment will be considered. A lost season credential will result in passes being issued on a game-by-game basis, if available.

**Football Single-Game Credentials**

Credential and parking requests for individual home games must be requested online at [goUTSA.com/fbcredentials](http://goUTSA.com/fbcredentials) by 5 p.m. on Wednesday of the respective week, but early requests are encouraged and appreciated. Credentials only will be granted to media on assignment. For UTSA road games, please contact Associate Athletics Director for Communications Kyle Stephens ([kyle.stephens@utsa.edu](mailto:kyle.stephens@utsa.edu)) by 5 p.m. on Monday of the preceding week for the game you wish to cover and include any parking needs you may have.

**Non-Football Credentials**

Media wishing to apply for credentials to cover other UTSA home events must complete an online request at [goUTSA.com/credentials](http://goUTSA.com/credentials) at least 24 hours prior to the event. These credentials WILL NOT allow access to cover UTSA home football games.

**Credential Will Call**

Credentials will not be mailed. They can be picked up in person with proper identification at the Athletics Communications Office located in the Roadrunner Athletics Center of Excellence on the UTSA Main Campus. For home football games, media that has not yet received credentials may pick those up beginning three hours prior to kickoff at the Alamodome Media Entrance.

**Football Game Day Parking**

Media with a UTSA Football Game Day Parking Pass may park in designated lots. Requests must be made to Associate Athletics Director for Communications Kyle Stephens ([kyle.stephens@utsa.edu](mailto:kyle.stephens@utsa.edu)) at least one week in advance. Passes are issued on a single-game basis only and there are limited quantities per game. There are no season parking passes for UTSA football games.

**Non-Game Day Media Parking**

Media needing to drive onto UTSA’s Main Campus for interviews may request a visitor parking permit by contacting the UTSA Athletics Communications Office for the

sport they are covering at least 24 hours in advance of arrival.

**Alamodome Access**

All media members must enter the Alamodome through the media entrance located on the east 50-yard line. The entrance and all press working areas will open three hours prior to kickoff. No media members will be allowed to enter the Alamodome through the South Loading Dock. A UTSA-issued credential or game ticket is required for entrance to all home football games.

**Press Box Services**

The Alamodome press box is located on the Mezzanine Level (Level 3) of the east side of the facility. A UTSA-issued credential is required for entrance to the press box. Game notes, flip cards, official stats, notes and quotes will be provided either in print or electronic format. Wireless internet access is complimentary for working media members. Media members who wish to order a dedicated internet connection or phone line must contact Jason Bippert of the Alamodome at [jason.bippert@sanantonio.gov](mailto:jason.bippert@sanantonio.gov). Seats will be assigned according to UTSA’s credential criteria.

**Live Statistics**

UTSA will provide live statistics online at [goUTSA.com](http://goUTSA.com) and [utsa.statbroadcast.com](http://utsa.statbroadcast.com) for all home events.

## « MEDIA INFORMATION »

### Photographers/Videographers

Photographers and videographers on assignment (no freelance photography is permitted) are welcome to shoot all UTSA home events with proper credentials requested through the Athletics Communications Office. For sideline access at home football games at the Alamodome, photographers and videographers will be required to check in for a photo vest. A work room is located in Meeting Room A near the northeast tunnel to the field and it is equipped with complimentary hard-wired and wireless internet access, flip cards and bottled water. Photographers who wish to order a dedicated internet connection must contact Jason Bippert of the Alamodome at [jason.bippert@sanantonio.gov](mailto:jason.bippert@sanantonio.gov). Photographers will not have a reserved seat in the Alamodome press box but may eat the pregame meal in that area. Upper photo and video area requests should be made in the press box prior to game day.

### Postgame Interview Rooms (Football)

Postgame interview rooms for all home football games are located on Field Level (Level 1) on the east side of the Alamodome. UTSA will hold a postgame press conference for head coach Jeff Traylor and requested student-athletes following a 10-minute cooling off period. The UTSA locker room is closed and there will be no interviews conducted on the field except for the television and radio networks that are broadcasting the



game. All requests for the visiting team should be made with that team's SID.

### Interview Policy

All interviews with UTSA student-athletes and coaches must be arranged at least 24 hours in advance by contacting the Athletics Communications Office. Telephone interviews are available to the media on a "call-back" basis ONLY and at a time that is convenient for the interviewee. Contact information (i.e., cell phone numbers) for student-athletes and coaches will not be provided to the media.

### Football Media Availability

During the season, UTSA head coach Jeff Traylor will be available on Monday mornings during a weekly virtual press conference. Traylor and student-athletes will

be available following practice on Tuesdays and Wednesdays (subject to change for non-Saturday game weeks). All requests should be made by 4 p.m. Monday of game weeks to Associate Athletics Director for Communications Kyle Stephens ([kyle.stephens@utsa.edu](mailto:kyle.stephens@utsa.edu)).

### Practice Policies

UTSA football practices will be held on Main Campus (unless otherwise noted). Practices are closed, but portions of some practices may be open to members of accredited media outlets with a UTSA-issued credential. Media planning to shoot this portion of practice should contact Associate AD for Communications Kyle Stephens ([kyle.stephens@utsa.edu](mailto:kyle.stephens@utsa.edu)) to confirm arrangements and practice times. Questions pertaining to practice schedules and specific media information regarding coverage for all other sports may be directed to the UTSA Athletics Communications Office.

### American Athletic Conference

UTSA is a member of the American Athletic Conference. The league office's football media relations contact is Chuck Sullivan ([csullivan@theamerican.org](mailto:csullivan@theamerican.org) / 401-641-8760).



### collegepressbox

SINCE 2008 EVERYTHING BUT THE PREGAME MEAL

collegepressbox is the official media website for Division I football. Access and download game notes, quotes, statistics, media guides, headshots, logos and more for all FBS schools, conferences, postseason games, awards and the College Football Playoff. For access, please register for an account at [collegepressbox.com/register](http://collegepressbox.com/register).

**BROADCAST INFORMATION**

Through the UTSA Sports Media Network, all UTSA football games will be carried live in the San Antonio area on Sports Radio AM 760 The Ticket, online at [Ticket760.com](http://Ticket760.com) and via the free iHeartRadio app.

Andy Everett, the play-by-play voice of the Roadrunners, will be joined for football broadcasts by color analyst Jay Riley, sideline reporter Ed Suarez and pregame show host Pat Evans. There will be two-hour pregame and 45-minute postgame shows for each broadcast.

Everett also will host "The Jeff Traylor Radio Show" from 7-8 p.m. each Wednesday (subject to change) live from Chicken N Pickle (5215 UTSA Blvd.) beginning on Aug. 28. The show will air live on Sports Radio AM 760 The Ticket, online at [Ticket760.com](http://Ticket760.com) and via the free iHeartRadio app.



**LOCAL MEDIA DIRECTORY**

**PRINT**

**San Antonio Express-News**

Box 2171  
San Antonio TX 78297  
p: (210) 250-3373  
f: (210) 250-3351  
e: [sports@express-news.net](mailto:sports@express-news.net)  
w: [mysa.com/expressnews.com](http://mysa.com/expressnews.com)  
**sports editor: Nick Talbot**  
**beat writer: Greg Luca**

**The Paisano**

14545 Roadrunner Way  
San Antonio TX 78249  
p: (210) 690-9301  
f: (210) 690-3423  
e: [sports@paisano-online.com](mailto:sports@paisano-online.com)  
w: [paisano-online.com](http://paisano-online.com)

**BirdsUp.com (Rivals)**

e: [utsarivals@yahoo.com](mailto:utsarivals@yahoo.com)  
w: [birdsup.com](http://birdsup.com)  
**editor: Javi Cardenas**

**InsideRunnerSports.com (247Sports)**

e: [jj@insiderunnersports.com](mailto:jj@insiderunnersports.com)  
w: [insiderunnersports.com](http://insiderunnersports.com)  
**editor: J.J. Perez**

**San Antonio Business Journal**

e: [sanantonio@bizjournals.com](mailto:sanantonio@bizjournals.com)  
w: [bizjournals.com/sanantonio](http://bizjournals.com/sanantonio)

**San Antonio Report**

e: [hello@rivardreport.com](mailto:hello@rivardreport.com)  
w: [sanantonioreport.org](http://sanantonioreport.org)

**TELEVISION**

**KABB-TV (FOX)**

4335 NW Loop 410  
San Antonio TX 78229  
p: (210) 442-6353  
e: [cmiketinac@sbgstv.com](mailto:cmiketinac@sbgstv.com)  
w: [foxsanantonio.com](http://foxsanantonio.com)  
**sports director: Chuck Miketinac**

**KENS-TV (CBS)**

5400 Fredericksburg Road  
San Antonio TX 78229  
p: (210) 366-5001  
e: [jreinagel@kens5.com](mailto:jreinagel@kens5.com)  
w: [kens5.com](http://kens5.com)  
**sports director: Nate Ryan**

**KSAT-TV (ABC)**

1408 N. St. Mary's St.  
San Antonio TX 78215  
p: (210) 351-1270  
e: [sports@ksat.com](mailto:sports@ksat.com)  
w: [ksat.com](http://ksat.com)  
**sports director: Larry Ramirez**

**KVDA-TV (Telemundo)**

6234 San Pedro Avenue  
San Antonio TX 78216  
p: (210) 568-0176  
e: [noticias\\_60\\_telemundo@nbcuni.com](mailto:noticias_60_telemundo@nbcuni.com)  
w: [telemundosanantonio.com](http://telemundosanantonio.com)

**KWEX-TV (Univision)**

12451 Network Boulevard  
San Antonio TX 78249  
p: (210) 242-7451  
e: [sanantoniodesk@univision.net](mailto:sanantoniodesk@univision.net)  
w: [univision41.com](http://univision41.com)

**KCWX-TV**

7550 IH-10 W Frontage Road #100  
San Antonio TX 78229  
p: (210) 572-7570  
w: [kcwx.com](http://kcwx.com)

**Sports Night/Spectrum News**

p: (210) 582-9408  
e: [txnewsdesk@charter.com](mailto:txnewsdesk@charter.com)  
w: [spectrumlocalnews.com/tx/san-antonio/sports/sports-night.com](http://spectrumlocalnews.com/tx/san-antonio/sports/sports-night.com)

**WOAI-TV (NBC)**

4335 NW Loop 410  
San Antonio TX 78229  
p: (210) 366-1129  
e: [donharris@sbgstv.com](mailto:donharris@sbgstv.com)  
w: [woai.com](http://woai.com)  
**sports director: Don Harris**

**RADIO**

**KZDC-AM 1250/94.1 FM**

4050 Eisenhower Road  
San Antonio TX 78218  
p: (210) 654-5100  
f: (210) 885-5054

**KTKR-AM 760/WOAI-AM 1200**

6222 NW IH-10  
San Antonio TX 78201  
p: (210) 736-9700  
f: (210) 735-8811

# ***MEET THE STAFF***





## « MEET THE STAFF »



### **JEFF TRAYLOR**



**Head Coach**  
**Fifth Season**  
**(Stephen F. Austin '90)**  
**@CoachTraylor**

**N**amed UTSA's third head coach on Dec. 9, 2019, Jeff Traylor has had an immediate impact on the program, university and city of San Antonio in a short period of time.

Traylor has turned around the UTSA football program by instilling his 210 Triangle of Toughness culture, which has led to positive results on and off the field. The Gilmer, Texas, native took over a team that won a combined seven games in the two seasons prior to his arrival and has led the Roadrunners to a 39-14 record in his first four years at the helm, the most wins and best winning percentage (.736) by a coach in program history.

In 2023, Traylor has led the Roadrunners to a 9-4 record, a 7-1 mark in their debut campaign in the American Athletic Conference and the program's first bowl win with a 35-17 victory over Marshall in the Frisco Bowl. UTSA, which received votes in both the final Associated Press Top 25 and USA TODAY Sports Coaches Poll for the third consecutive season, now has won at least seven games and advanced to a bowl game in each year of the Traylor era.

A total of 16 Roadrunners collected All-American Athletic Conference honors in 2023, led by five first-team honorees in Defensive Player of the Year and outside linebacker Trey Moore, quarterback Frank Harris, wide receiver Joshua Cephus, cornerback Kam Alexander and safety Rashad Wisdom. Moore was named a second-team All-American by the AFCA, while Harris was chosen as a semifinalist for the Earl Campbell Tyler Rose Award for the third year in a row and to the Davey O'Brien QB Class of 2023, his fourth career appearance on that annual list. Harris also was named national player of the week by those two organizations, while the Roadrunners hauled in five AAC Player of the Week awards.

In 2022, Traylor guided UTSA to an 11-3 record, a second straight Conference USA title, a top-25 ranking in all three major polls for the second consecutive season and the third bowl appearance in a row with the Cure Bowl matchup against Troy. He repeated as Conference USA Coach of the Year and was chosen as a finalist for the Eddie Robinson and Paul "Bear" Bryant Awards Coach of the Year, as well as a semifinalist for the George Munger College Coach of the Year Award.

Under Traylor's guidance, UTSA collected a school-record 30 league postseason honors, as 27 made the 2022 all-conference teams—including six first-team and five second-team selections

—while 16 received honorable mention and three landed on the Conference USA All-Freshman Team. Harris was voted the league's MVP and Kevorian Barnes was tabbed Conference USA Freshman of the Year. Harris (4) and Jared Sackett (5) combined to earn nine player of the week accolades during the season.

Also in 2022, wide receiver Zakhari Franklin was named an honorable mention All-American by Phil Steele, the sixth Roadrunner to receive All-America accolades in the Traylor era. Additionally, Harris was named a finalist for the Earl Campbell Tyler Rose Award and a semifinalist for the Davey O'Brien Award.

Under Traylor's tutelage, UTSA enjoyed a record-setting campaign in 2021. The Roadrunners won their first 11 games, were nationally ranked as high as No. 15 for the first time in school history and captured the program's first league title. UTSA capped the season with its second straight and third overall bowl appearance against San Diego State in the Frisco Bowl.

Traylor was honored as the 2021 Conference USA Coach of the Year, the AFCA FBS Regional Coach of the Year for Region 4 and a finalist for the Eddie Robinson Coach of the Year Award, AFCA National Coach of the Year and George Munger College Coach of the Year Award. A member of the Paul "Bear" Bryant Awards Coach of the Year watch list, he was chosen as the 2021 San Antonio Express-News Sportsman of the Year.

A total of 23 Roadrunners received recognition on the all-conference and Conference USA All-Freshman teams in 2021 with

Sincere McCormick earning Offensive Player of the Year accolades for the second straight season.

McCormick garnered All-America accolades from three different organizations in 2021, while Spencer Burford and Clarence Hicks were tabbed honorable mention All-Americans by Phil Steele. McCormick also was an Earl Campbell Tyler Rose Award finalist and a semifinalist for the Doak Walker Award for the second straight year. Harris landed on semifinalist lists for the Davey O'Brien and Earl Campbell Tyler Rose Awards, while Hunter Duplessis was a

semifinalist for the William V. Campbell Trophy for the second year in a row. Harris and McCormick each collected Earl Campbell Tyler Rose Award National Player of the Week honors, while Harris also was a Manning Award Quarterback of the Week. Additionally, UTSA collected nine league weekly awards.

In his first season at the helm, Traylor guided the Roadrunners to a 7-5 overall record, a runner-up finish in Conference USA's West Division with a 5-2 mark and an appearance in the 2020 First Responder Bowl. The Roadrunners received votes in a national poll (AP Top 25) for the first time in program history after a 3-0 start and the seven wins are the most by a first-year UTSA head coach.

Dean, Duplessis and McCormick received All-America accolades, while McCormick also was a finalist for the Earl Campbell Tyler Rose Award. Additionally, Duplessis (Campbell Trophy, Lou Groza) and McCormick (Doak Walker) were national



**Jeff Traylor was introduced as UTSA's third head football coach on Dec. 10, 2019.**



**Jeff Traylor led UTSA to the 2021 Conference USA Championship, the first league crown in program history.**

award semifinalists, while Harris made the Davey O’Brien QB Class of 2020. Dean was tabbed Conference USA Special Teams Player of the Year and McCormick was named the league’s offensive player of the year, while a total of 23 Roadrunners were recognized by the league’s head coaches, including 19 as all-conference and four on the all-freshman team. The Roadrunners collected a program-record 11 C-USA Player of the Week certificates and a trio of national player of the week accolades in McCormick (Earl Campbell Tyler Rose National Player of the Week), Dean (Ray Guy Award Punter of the Week) and Rashad Wisdom (Jim Thorpe Award Player of the Week).

During his time in San Antonio, Traylor has overseen the development of several Roadrunners who have moved on to the professional ranks. In April 2022, UTSA doubled the number of NFL draft picks on one afternoon, as the 49ers selected Spencer Burford in the fourth round while the Seahawks picked Tariq Woolen one round later. Burford earned the starting spot at right guard in year one and Woolen has picked off half a dozen passes in his rookie campaign en route to being selected to the Pro Bowl. Additionally, Hicks (Bengals), McCormick (Raiders), Charles Wiley (Ravens, Giants) and Leroy Watson (49ers) all signed free-agent deals in 2022.

UTSA student-athletes have been honored for their work in the classroom under Traylor, as well. In 2023, UTSA was one of 13 schools to receive the American Football Coaches Association (AFCA) 2023 Academic Achievement Award for posting the highest graduation rate among FBS programs in the most recent NCAA Graduation Success Rate (GSR) report.

Individually, Ahofitu Maka became the third Roadrunner to be named a finalist for the William V. Campbell Trophy and the second to be selected as a College Sports Communicators (CSC) Academic All-American when he landed on the first team in 2022. He also earned spots on the CSC Academic All-District Team for a third time and the Conference USA All-Academic Team for the second straight season. Duplessis was a two-time Conference USA Football Scholar Athlete of the Year, a 2021 CSC Academic All-American, a two-time Conference USA All-Academic Team selection and a two-time CSC Academic All-District pick. Dean was a semifinalist for the William V. Campbell Trophy in 2023 and he earned 2021 Conference USA All-Academic Team recognition and CSC Academic All-District Team accolades in 2021-23. Kaedric Cobbs, Cory Godinet, Trey Moore and Tate Sandell also made the 2023 CSC Academic All-District Team.

## THE JEFF TRAYLOR FILE

### Coaching Experience

- 1990-93:** Big Sandy High School (assistant coach)
- 1994-2000:** Jacksonville High School (assistant coach)
- 2001-2014:** Gilmer High School, (head coach)
- 2015:** Texas, (special teams coordinator/tight ends)
- 2016:** Texas, (associate head coach, offense/receivers)
- 2017:** SMU, (associate head coach/running backs)
- 2018-19:** Arkansas (associate head coach/running backs)
- 2020-present:** UTSA (head coach)

### Coaching Record at UTSA

- Overall: 39-14 (.736) | Conference: 27-4 (.871)

### Honors

- 2021 & 2022 Conference USA Coach of the Year
- 2021 & 2022 Eddie Robinson Coach of the Year finalist
- 2021 AFCA Region 4 Coach of the Year
- 2021 AFCA National Coach of the Year finalist
- 2021 George Munger College Coach of the Year finalist
- 2022 George Munger College Coach of the Year semifinalist
- 2021 San Antonio Express-News Sportsman of the Year
- Scout.com 2016 Big 12 Recruiter of the Year
- East Texas Coaches Association Hall of Honor
- Tyler Morning Telegraph Coach of the Decade (2000s)
- 12-time District Coach of the Year
- Four-time Texas High School Coach of the Year
- Four-time East Texas Coach of the Year
- Four-time Ted Jeffries Award recipient
- Carl Padilla Coach of the Year
- KYKX Coach of the Year
- Old Coach Network Coach of the Year

### Playing Experience

- 1986-89: Stephen F. Austin

### Education

- Bachelor’s degree in education, Stephen F. Austin, 1990
- Master’s degree in education, Stephen F. Austin, 2002

### Hometown

- Gilmer, Texas

### Family

- Wife: Cari
- Children: Jordan, Jacob, Jaci

Traylor has more than 30 years of coaching experience including a highly successful 15-year career as head coach at Gilmer High School, where he led teams to three state championships and two state runner-up finishes and won more than 87% of his games, a winning percentage that ranks 10th all-time in Texas high school history.

Prior to coming to the Alamo City, the Gilmer native served as associate head coach and running backs coach for two seasons at Arkansas, where he helped sign the school’s first top-20 recruiting class. Prior to that, he served in the same role at SMU for the 2017 season. He began his collegiate coaching career as the special teams coordinator and tight ends coach at Texas in 2015 before becoming the Longhorns’ associate head coach for offense and wide receivers coach the following year.

## « MEET THE STAFF »

Traylor's impact on the offense was felt immediately in his first season at Arkansas, as his running backs corps racked up 1,721 yards and 11 touchdowns in 2018. The unit was led by Rakeem Boyd, who rushed for more than 100 yards in three different SEC games, including a season-best 113 against Vanderbilt. The Houston Stratford High School product took over the starting tailback role in the fifth game of the season and his most impressive stretch of the season came during a four-game stretch against Alabama, Ole Miss, Tulsa and Vanderbilt, as he topped the century mark three times and totaled 423 yards. His 102 yards against Alabama made him the first Arkansas running back to eclipse 100 yards against the Crimson Tide since Darren McFadden in 2007.

In Traylor's second season coaching the Arkansas running backs, Boyd rushed for 1,133 yards and eight touchdowns on 184 carries (6.2 avg.) to spearhead a ground game that accumulated 1,766 yards. Boyd topped 100 yards in five contests, including a season-best 185 and two scores on just eight attempts against Western Kentucky. He also rushed for 100-plus against Portland State (114), Colorado State (122), Kentucky (134) and Mississippi (114).

Prior to his time at Arkansas, Traylor spent the 2017 season as associate head coach and running backs coach at SMU under Chad Morris. He also served as the Mustangs' interim head coach before joining Morris' staff at Arkansas.

During his one year at SMU, Traylor's running backs piled up 2,223 yards on the ground. Three players rushed for 500-plus yards, with Xavier Jones leading the group at 1,075. The Mustangs topped the 200-yard mark on the ground six times, including a season-best 311 in a win against Arkansas State. SMU ranked in the top 20 nationally in several offensive categories, including 12th in scoring offense and 15th in total offense.

Prior to his time in Dallas, Traylor spent two seasons at Texas. He was the tight ends coach and special teams coordinator in 2015 and then the associate head coach for offense and wide receivers coach in 2016, when the Longhorns boasted the nation's No. 16-ranked offense that averaged 491.3 yards per game. During his time as the lead recruiter, he helped the Longhorns sign the No. 7-ranked recruiting class in the country in back-to-back years and was named Scout.com's Big 12 Recruiter of the Year. He recruited punter Michael Dickson, who went on to earn multiple All-America honors, win Big 12 Conference Special Teams Player of the Year in 2016 and 2017 as well as the 2017 Ray Guy Award, and currently punts for the Seattle Seahawks.



**The Traylor Family**



**Jeff Traylor guided UTSA to the first bowl win in program history with a 35-17 victory over Marshall in the 2023 Frisco Bowl.**

Traylor built his hometown program into a prep powerhouse during his 15-year tenure leading the Gilmer Buckeyes.

A four-time Texas High School Coach of the Year, he posted a 175-26 record (.871 winning percentage) and led Gilmer to five state championship game appearances, three state titles (2004, '09, '14) and 12 district crowns. The Buckeyes turned in a pair of perfect 16-0 seasons, won 10-or-more games 11 times and registered seven 13-win seasons and three 15-win campaigns during his career.

In 2014, his undefeated Class 4A Division II state championship team boasted one of the most prolific offenses in Texas prep history. Gilmer scored 950 points, the second-most at that time in state history, averaging 59.4 points and 536.1 yards over the 16-game season. The Buckeyes topped 60 points nine times, including two 80-point performances. Gilmer also averaged 536.1 total yards per game (8,577 yards) behind a balanced 293.9 passing yards and 242.1 rushing yards per contest. The defense was equally dominant, allowing only 276 points (17.3) with five single-digit efforts and two shutouts, while recording 23 interceptions and forcing 17 fumbles. Gilmer closed out the season with a win over West Orange-Stark and had eight different players earn Class 4A All-State honors from either the AP or Texas Sports Writers Association.

Gilmer's two other state titles under Traylor both came in Class 3A in 2004 (Division II) and 2009 (Division I), before the change in class structure in Texas high school football moved the school into Class 4A. After 15 years on its sidelines, Gilmer renamed Buckeye Stadium to Jeff Traylor Stadium to honor his successful career.

Inducted into the East Texas Coaches Association Hall of Honor in 2019, Traylor received numerous honors during his prep coaching career, including being named Coach of the Decade (2000s) by the Tyler Morning Telegraph. He is a 12-time District Coach of the Year, four-time East Texas Coach of the Year and a four-time Ted Jeffries Award winner. He has received the Carl Padilla Coach of the Year, KYKX Coach of the Year and Old Coach Network Coach of the Year awards twice each.

Traylor began his coaching career as an assistant coach at Big Sandy High School in 1990-93 before a seven-year stint (1994-2000) at Jacksonville High School where he served as passing coordinator, defensive backs coach, receivers coach and special teams coordinator. There, he helped coach future NFL quarterbacks Josh McCown and Luke McCown and former Texas A&M standout signal-caller Randy McCown.

A 1986 graduate of Gilmer High School, Traylor earned both undergraduate (1990) and graduate (2002) degrees in education from Stephen F. Austin while playing football as a walk-on.

He and his wife, Cari, have three children: Jordan, Jacob and Jaci.

WHAT THEY'RE SAYING ABOUT JEFF TRAYLOR

"Jeff Traylor is a champion who has an innate ability to help student-athletes become the best leaders they can be. He is one of our own and as someone who is extremely well connected with the Texas high school coaching community, he is an excellent choice to usher in a powerful new era for Roadrunners Football."

— **D.W. Rutledge, former Executive Director of the Texas High School Football Coaches Association and legendary Converse Judson High School coach**

"Jeff Traylor is a dynamic, transformational leader who will usher in a bright new era for UTSA football. I have long admired Coach Traylor's passion for young people, his knowledge of the game and his unparalleled impact in recruiting. He is a dynamic personality who will recruit the very best student-athletes from all across the state and high school coaches know that if they send a young man to Jeff, he will be cared for, taught and pushed to be the very best that he can be. I look forward to seeing Coach Traylor and his staff bring a championship to San Antonio."

— **Matt Rhule, Nebraska and former Baylor head coach**

"Jeff Traylor was a legendary high school coach at Gilmer, who won a bunch of state championships. We coached some of his great players at Texas and he did a tremendous job developing young talent. Jeff has been able to grow as a coach at the collegiate level over the last few years and he will bring a wealth of knowledge on the state of Texas to UTSA. He'll be welcomed in every high school in the state, which is perfect as he works to build the program in San Antonio. UTSA hit a home run with this hire."

— **Mack Brown, North Carolina and former Texas head coach**

"Jeff is well known and trusted by high school coaches, and his long-standing relationships will pay dividends in recruiting. Jeff builds strong relationships with players and they will play hard for him."

— **Sonny Dykes, TCU head coach**

"Jeff is a great football coach and we have a lot in common and we think alike, so he's a great help. He's got great ideas and he's a good football guy. You don't win three state championships without really knowing something about football."

— **Jay Norvell, Colorado State head coach**

"I got to know Coach Traylor when I was recruiting for the University of Houston, and I was always so impressed by him as a coach and a mentor to his players. He is a tremendous leader of men and great football mind, and I am excited to see the success he will bring to the UTSA program."

— **Kliff Kingsbury, former Arizona Cardinals and Texas Tech head coach**

"Jeff is a great hire for UTSA! Everywhere he has ever been, he has left the place better than it was before he got there. First and foremost, he's a man of character. Faith, family and football are what's most important to him and in that order. He has an ability to reach all types of people as a communicator and motivator and help them achieve their maximum potential. His work ethic is second to none and from the minute he steps foot on campus, UTSA will be on the road to becoming champions. His track record speaks for itself, and I'm confident it won't be long before UTSA will be a force to be reckoned with. UTSA could not have hired a better man to lead their program."

— **Randy McCown, former quarterback at Jacksonville High School who led Texas A&M to a Big 12 Championship**

"I had the privilege of being coached by Jeff Traylor early in my career. The impact that he had in my life has left a ripple effect in every locker room that I've walked in, from high school, college and the last 18 years in the NFL. He has the rare ability to invest in his players both on and off the field, making them better players on it and more importantly guiding them into high-character men off of it. I believe UTSA football is in for something special."

— **Josh McCown, former NFL and Jacksonville High School quarterback**

"I first met Coach Traylor when he was my head football coach and athletic director during my senior year of high school. I didn't know what kind of quarterback I could really be until I was molded by his program, but more importantly, I didn't know what kind of person I could be. The lessons he instilled in us about pride, persistence, humility and selflessness prepared me for the challenges I would later face throughout the ups and downs of a collegiate and professional career, both as a player and a coach. Equally as important, Coach Traylor's ability to recruit and develop both his staff and players is unmatched. He has a genuine love for people that is not only contagious but also creates an atmosphere where the entire football family will accept constructive criticism and will willingly give their best effort 100% of the time. That is invaluable."

— **G. J. Kinne, Texas State head coach and former Gilmer High School and Tulsa quarterback**

"Jeff's a tremendous football coach who built a program at Gilmer that has had unbelievable success. He's a guy that we've watched, admired and really gotten to know. The thing about Jeff is he's just so passionate about the game and his players. We had a chance to get him in for an interview and around our staff, and he really impressed all of us. He has a great deal of knowledge and experience and having coached in this state for so long, really knows Texas."

— **Charlie Strong, former head coach at Texas, Louisville and USF**

"As a fellow educator, we get many opportunities to employ coaches that we feel can have a positive impact on the lives of student athletes. I have never witnessed anyone that can capture the hearts of kids and influence entire communities to strive for a common purpose as Jeff Traylor. Jeff transforms every environment he becomes involved with to a culture of trust, caring and a 'find a way' winning attitude in all he pursues. His presence influences everyone around him to strive for the same level of excellence he demands of himself. Congratulations on your hire, as your decision will positively affect all student athletes Jeff Traylor will come in contact with as your Head Football Coach."

— **Danny Long, Conroe Independent School District Head Coach/Athletics Director**

"UTSA has made a great choice in naming Jeff Traylor as its head football coach. Jeff has a proven record in recruiting high school players with the athletic and academic skills to succeed at the collegiate level. He not only recruits well, he is skilled in coaching young men and developing each athlete's continued improvement. Jeff understands full well the need for excellence in all phases of the game—offense, defense and special teams. His winning record at Gilmer High School — three state championships and two runner-up finishes — prove his abilities. I have no doubt he will rapidly assemble a great staff. I am very excited about the future for Roadrunner football teams."

— **Mike Perrin, former University of Texas Director of Athletics**



# JESS LOEPP



**Defensive Coordinator/Safeties**  
**Fifth Season at UTSA**  
**(Central Oklahoma '00)**

Jess Loopp is in his fifth season as a member of UTSA's defensive coaching staff and safeties coach and his third year as defensive coordinator. He was promoted to co-defensive coordinator in January 2021 after serving as recruiting coordinator and safeties coach in his first year with the Roadrunners.

During Loopp's time in San Antonio, the Roadrunners have enjoyed the most successful four-year run in program history with a 39-14 overall record, 27-4 regular season league mark, two conference championships and four straight bowl appearances.

Loopp played a key role on the staff in his first year at UTSA, including helping to coordinate the defense during the last two months of the campaign. The Roadrunners finished with a 7-5 record, a second-place finish in Conference USA's West Division with a 5-2 mark and an appearance in the 2020 First Responder Bowl. UTSA led C-USA in sacks (25), tackles for loss (85), interceptions (11), takeaways (19) and turnover margin (+7). In fact, the Roadrunners ranked in the top 30 nationally in five categories — 19th in turnovers gained, 23rd in passes intercepted, 25th in fumbles recovered (8), 26th in turnover margin and 29th in tackles for loss per game (7.1).

Loopp helped mentor Rashad Wisdom to first-team all-conference honors in 2020. Under his tutelage, Wisdom led UTSA in total tackles with 95, solo tackles with 60 and interceptions with four, which tied the school's single-season standard, paced C-USA and ranked eighth among all FBS players. Additionally, safeties Kelechi Nwachuku and Antonio Parks also blossomed during their first year under Loopp. Parks registered 50 tackles, including 32 solo stops, two pass breakups, a pair of quarterback hurries, one interception, one forced fumble and a fumble recovery, while Nwachuku posted 56 total tackles, 35 solo stops and three PBUs.

In his second season in San Antonio and first as co-defensive coordinator, Loopp helped the Roadrunners emerge as one of the best in the FBS in creating turnovers with 25 takeaways to rank 10th in the nation. UTSA also finished the campaign ranked 14th in the country in rushing defense (114.7) and fourth nationally with 14 fumble recoveries. The defense recorded 88 tackles for loss on the year including a school-record 33 sacks with first-team all-conference performer Clarence Hicks setting the pace with a program-record 10.5 sacks.

Loopp, a semifinalist for the Broyles Award, helped guide UTSA to several single-game program records in 2021. The Roadrunners posted the first two shutouts in school history with a 54-0 rout of Lamar and a 45-0 blanking of Rice in which UTSA limited the Owls to 102 total yards, the fewest allowed in a game. For the season, the defense held four opponents to fewer than 200 yards. Seven teams failed to gain 100 yards on the ground and three offenses posted 52 or fewer passing yards against the Roadrunners.

Under Loopp's tutelage, Wisdom enjoyed another first-team all-conference campaign at safety, registering a team-high 88 total tackles and 67 solo stops to go along with four tackles for loss, six pass breakups, one forced fumble and a QB hurry. His defensive backfield mate, Parks, pitched in with 49 tackles, four PBUs and a pair of interceptions. A total of 10 defenders were chosen for the all-league squad, including defensive lineman Brandon Brown, who also landed on the C-USA All-Freshman Team.

The defense helped UTSA to a 12-2 record in 2021, the most wins and best winning percentage (.857) in program history. The Roadrunners won their first conference title with a 49-41 victory over WKU in the C-USA Championship Game, were nationally ranked (as high as No. 15) for the first time and made their second straight and third overall bowl appearance when they met San Diego State in the Frisco Bowl.

In his first season as the defensive coordinator in 2022, Loopp helped lead the Roadrunners to an 11-3 record and their second straight C-USA Championship. The Roadrunners were ranked in the top 25 in all three major polls and capped the campaign with their third consecutive bowl game in a matchup with Troy at the Cure Bowl in Orlando, Florida.

Loopp's defense ranked in the top three in C-USA in eight different statistical categories including second with 6.6 tackles for loss per game and third in both total and scoring defense. UTSA set single-season school records for interceptions (15), passes defended (84), tackles (956) and solo stops (530).

A total of 10 UTSA defenders collected all-conference honors in 2022, led by first-team selections Clifford Chattman, Corey Mayfield Jr. and Brown. Chattman posted 72 tackles and set school records for interceptions (5), consecutive games with an INT (5) and passes defended (18). Mayfield logged 63 stops, picked off three passes and had 16 passes defended, while Brown recorded 21 tackles, 6.5 tackles for loss, 1.5 sacks, two QB hurries and a forced fumble. Additionally, Trey Moore earned Freshman All-America accolades from two different publications, honorable mention all-conference recognition and joined Tai Leonard on the C-USA All-Freshman Team after registering 18 tackles for loss to break Marcus Davenport's single-season standard.

In 2023, Loopp helped guide the Roadrunners to a 9-4 overall record, a 7-1 mark for a third-place finish in their American Athletic Conference debut campaign and the program's first bowl win with a 35-17 victory over Marshall in the 2023 Frisco Bowl.

UTSA's defense enjoyed a record-setting season, smashing the school record for sacks with 46 and also taking down the tackles for loss mark with 99. The Roadrunners also broke single-game standards with seven sacks against Texas State and 13 quarterback hurries versus East Carolina. UTSA led The American and ranked second nationally with 3.54 sacks per game and ended up fifth among FBS teams with a conference-leading 7.6 tackles for loss per contest.

Individually, eight Roadrunners were named to the All-AAC team including first-team

## THE JESS LOEPP FILE

### Coaching Experience

- 2002:** Oklahoma Bible Academy (vol. coach/linebackers/receivers)
- 2003-05:** Tulsa (graduate assistant/defense)
- 2006:** Rice (recruiting coordinator/safeties)
- 2007:** Tulsa (recruiting coordinator/safeties)
- 2008:** Lake Travis High School (assistant coach/strength coordinator)
- 2009:** Tulsa (director of high school relations)
- 2010:** Tulsa (safeties)
- 2011-12:** Tulsa (recruiting coordinator/safeties)
- 2013-14:** Tulsa (safeties)
- 2015-17:** SMU (defensive backs)
- 2018:** Prosper High School (safeties)
- 2019:** Arkansas (senior offensive analyst)
- 2020:** UTSA (recruiting coordinator/safeties)
- 2021:** UTSA (co-defensive coordinator/safeties)
- 2022-present:** UTSA (defensive coordinator/safeties)

### Playing Experience

- 1997-2000:** Central Oklahoma (linebacker)

### Education

- Bachelor's degree, Central Oklahoma, 2000
- Master's degree, Tulsa, 2005

### Hometown

Turpin, Okla.

### Family

**Wife:** Kelly Lynn | **Sons:** Easton, Brooks

selections Kam Alexander (cornerback), Moore (linebacker) and Wisdom (safety). Moore, the 2023 AAC Defensive Player of the Year, also garnered second-team All-America accolades from the AFCA after breaking Davenport's school record for single-season sacks with 14.

Loopp joined the Roadrunners after spending the 2019 season as the senior offensive analyst at Arkansas. He also has served on staffs at Rice, SMU and Tulsa and on the high school level during a coaching career that has seen him mentor 15 all-conference performers, two bowl game MVPs, one Jim Thorpe Award semifinalist and four players who went on to the NFL.

Prior to his time at Arkansas, Loopp coached safeties during the 2018 season at Prosper High School after a three-year stint as the secondary coach at SMU in 2015-17.

In 2016, SMU's defense was statistically one of the 10 most-improved in college football. The Mustangs ranked seventh nationally in interceptions per game, and Loopp's secondary was responsible for 16 of the 18 picks. Following the season, defensive backs Darrion Millines and Horace Richardson, who each ranked in the top 15 for interceptions in 2016, were named first-team All-Conference.

Loopp spent eight total years at Tulsa — six as a full-time assistant coach (2007, 2010-2014), three as a graduate assistant coach (2003-05) and one as director of high school relations (2009).

During his tenure with the Golden Hurricane, Loopp was part of six bowl games - 2003 Humanitarian Bowl, 2005 and 2012 AutoZone Liberty Bowls, 2008 GMAC Bowl, 2010 Sheraton Hawaii Bowl and the 2011 Bell Helicopter Armed Forces Bowl. He has also been a part of Tulsa's two Conference USA Championship seasons in 2005 and 2012.

Under Loopp's tutelage, Dexter McCoil became the school's career-leader for interceptions in 2012 and along with fellow safety Demarco Nelson earned all-conference accolades. In 2011, the Tulsa defense ranked 12th nationally for interceptions and 25th for turnovers gained. In 2010, Tulsa ranked first in NCAA statistics for interceptions with 24 pickoffs, second in turnover margin and third in turnovers gained.

In 2009, Loopp returned to Tulsa and served as the school's director of high school relations.

Before returning to Tulsa, Loopp was an assistant football coach and strength coordinator at Lake Travis High School during the 2008 campaign. He helped lead that team to the Class 4A Division I State Championship, a 16-0 record and a top-10 ranking in most national prep polls, with the highest being second nationally.

In 2007, Loopp was in his second stint with the Hurricane, while coaching safeties and serving as Tulsa's recruiting coordinator. He helped Tulsa post a 10-4 record, reach the Conference USA Championship game and win the GMAC Bowl.

Loopp spent the 2006 season as an assistant coach at Rice, where he coached the Owls safeties and served as recruiting coordinator. At Rice, he helped coach a team that made a bowl game appearance for the first time in 45 years.

Loopp first worked at Tulsa in 2003 when he served as a defensive graduate assistant coach for three years.

Before his first stint at Tulsa, Loopp held his first coaching position at the Oklahoma Bible Academy in Enid as a volunteer assistant coach. He coached the linebackers and receivers.

Loopp attended the University of Central Oklahoma and was an All-Lone Star Conference performer at linebacker. He helped UCO win league titles in 1998 and '99.

A native of Turpin, Okla., he earned his bachelor's degree at UCO in 2000 and completed his graduate work at Tulsa in 2005.

He and his wife, Kelly Lynn, have two sons, Easton and Brooks.



**JUSTIN  
BURKE**



**Offensive Coordinator/Quarterbacks**  
**Fifth Season at UTSA**  
**(Louisville '09)**

A veteran of the UTSA staff since 2020, Justin Burke is in his second season as UTSA's offensive coordinator and his first coaching the quarterbacks. He served as associate head coach, special teams coordinator and tight ends coach during the 2022 regular season before being promoted to co-offensive coordinator for the Cure Bowl.

During Burke's time in San Antonio, the Roadrunners have enjoyed the most successful four-year run in program history with a 39-14 overall record, 27-4 regular season league mark, two conference championships and four straight bowl appearances.

In his first full season as offensive coordinator, Burke helped guide the Roadrunners to a 9-4 overall record, a 7-1 mark for a third-place finish in their American Athletic Conference debut campaign and the program's first bowl win with a 35-17 victory over Marshall in the 2023 Frisco Bowl.

UTSA racked up 5,481 yards of offense — 3,248 passing and 2,233 rushing — and averaged 421.6 yards and 31.9 points per game. The Roadrunners broke the single-game school record with 643 total yards and equaled the program standard with 32 first downs in the 49-21 rout of South Florida. UTSA's tight ends combined to catch 44 passes for 411 yards, paced by third-team all-conference tight end Oscar Cardenas' 32 receptions for 280 yards and two touchdowns.

Individually, a half dozen offensive players landed on the all-conference teams including first-team selections Frank Harris (quarterback) and Joshua Cephus (wide receiver). Harris also made the semifinalist list for the Earl Campbell Tyler Rose Award and the Davey O'Brien QB Class of 2023.

Burke helped lead UTSA to an 11-3 record and the C-USA regular season and championship game titles in his first season as special teams coordinator and tight ends coach in 2022. The Roadrunners were ranked in the top 25 of all three major polls and capped the campaign with their third consecutive bowl game appearance, a matchup against Troy in the Cure Bowl in Orlando, Florida.

During his first season as special teams coordinator and tight ends coach, Burke mentored four all-conference performers. Lucas Dean and Jared Sackett earned second-team all-league accolades at punter and place-kicker, respectively, while long snapper Caleb Cantrell and Cardenas were honorable mention.

Burke spent the 2020 and 2021 seasons as an offensive analyst for the Roadrunners.

In his first year on the staff, UTSA registered a 7-5 overall record, finished second in C-USA's West Division with a 5-2 mark and earned a spot in the First Responder Bowl.

Burke was promoted to senior analyst for the offense prior to his second season at UTSA. The Roadrunners finished with a 12-2 record to set school records for most wins and best winning percentage in a season, were nationally ranked (as high as No. 15) for the first time in school history and captured their first league title by winning the C-USA Championship with a 49-41 victory over WKU. UTSA ended the season with its second straight and third overall bowl appearance against San Diego State in the Frisco Bowl.

Prior to his arrival in San Antonio, Burke was the special teams coordinator and tight ends coach at USF for three seasons. During his tenure, the Bulls won 21 games and made a pair of bowl appearances.

In his first season at USF, the Bulls capped a 10-2 campaign with a 38-34 victory against Texas Tech in the 2017 Birmingham Bowl. Burke led

**THE JUSTIN BURKE FILE**

**Coaching Experience**

- 2011-12:** Louisville (graduate assistant/offense)
- 2013:** Louisville (quality control/offense)
- 2014-15:** Texas (offensive special assistant)
- 2016:** Texas (quality control/tight ends)
- 2017-19:** USF (special teams coordinator/tight ends)
- 2020:** UTSA (offensive analyst)
- 2021:** UTSA (senior offensive analyst)
- 2022:** UTSA (associate head coach/special teams coordinator/tight ends)
- 2023:** UTSA (offensive coordinator/tight ends)
- 2024:** UTSA (offensive coordinator/quarterbacks)

**Playing Experience**

- 2006-08:** NC State (quarterback)
- 2008-10:** Louisville (quarterback)

**Education**

- Bachelor's degree in accounting, Louisville, 2009
- Master's degree in business administration, Louisville, 2011

**Hometown**

Lexington, Ky.

**Family**

- Wife:** Kaitlin
- Son:** Knox

a special teams unit that saw kicker Emilio Nadelman earn first team all-conference honors and set the program's single-season scoring record with 115 points. Nadelman made a school-record 21 field goals and established a USF single-game mark by scoring 19 points against Temple, including going 5 for 5 on field goals. He led the American Athletic Conference and ranked 19th nationally by making a USF single-season record 84.0 percent of his field goals. Punter Jonathan Hernandez ranked second in the league with a 43.4 yards-per-punt average.

In his second season with the Bulls, Burke helped lead tight end Mitch Wilcox to first team all-conference honors and USF season records for a tight end of 43 receptions for 540 yards, including a single-game record eight catches for 109 yards at Illinois.

In 2019, Wilcox again earned all-league accolades and went on to play in the East-West Shrine Bowl before landing in the NFL with the Cincinnati Bengals.

Burke served as a quality control special assistant working with tight ends at Texas during the 2016 season. He also worked as an offensive special assistant (2014-15) at Texas, where he worked alongside current UTSA head coach Jeff Traylor.

Prior to his time at Texas, Burke was an offensive quality control assistant (2013) and offensive graduate assistant (2011-2012) at his alma mater, Louisville. During his time on the staff, the Cardinals won a pair of Big East Conference titles (2011, 2012) and had the nation's fourth-best winning percentage (23-3; 88.5%) over the 2012 and 2013 seasons. He worked with quarterbacks, wide receivers and tight ends, and he helped mentor 2012 Big East Offensive Player of the Year Teddy Bridgewater and first team All-AAC wide receiver Devante Parker.

Burke played quarterback at Louisville (2008-10) and North Carolina State (2006-08). He was a two-year letterman and started eight games at Louisville. A three-time All-Big East Academic Team honoree and a 2006 All-ACC Academic Team honoree, he was part of the North Carolina State honors program and earned Dean's List recognition several times at North Carolina State and Louisville.

Burke earned his bachelor's degree in accounting in 2009 and his master's degree in business administration in 2011, both from Louisville.

He and wife Kaitlin have a son, Knox.



# KURT TRAYLOR



**Run Game Coordinator/Offensive Line  
Fifth Season at UTSA  
(Texas A&M-Commerce '95)**

A veteran of the Texas high school coaching ranks for nearly two decades, Kurt Traylor is in his second season as UTSA's run game coordinator and offensive line coach. Now in his fifth year with the Roadrunners, he was the assistant offensive line coach in 2022 after serving as tight ends coach following his hiring on Dec. 19, 2019.

During his time in San Antonio, the Roadrunners have enjoyed the most successful four-year run in program history with a 39-14 overall record, 27-4 regular season league mark, two conference championships and four straight bowl appearances.

In his first season with the Roadrunners, Traylor helped UTSA to a record-setting season on offense that resulted in a 7-5 record, a runner-up finish in the Conference USA West Division at 6-2 and an appearance in the 2020 First Responder Bowl. The Roadrunners broke single-season school records for rushing yards (2,585), rushing yards per game (215.4), yards per rush (5.21) and rushing touchdowns (24) and also smashed single-game standards for total yards (624) and rushing yards (443) in a game in a regular season-finale rout of North Texas.

Traylor mentored the tight ends, led by honorable mention all-conference performer Leroy Watson, to a combined 23 catches for 289 yards while also helping pave the way for UTSA's potent ground attack led by All-America running back Sincere McCormick, who set single-season records for rushing yards (1,467), carries (249) and touchdowns (11) in 2020.

In his second year, the Roadrunners continued their record-setting ways, finishing 12-2 to set program records for most wins and best winning percentage (.857) in a season. The Roadrunners captured their first conference title with a 49-41 win over WKU in the C-USA Championship Game, were nationally ranked (as high as No. 15) for the first time and made their second straight and third overall bowl appearance when they faced San Diego State in the Tropical Smoothie Cafe Frisco Bowl.

UTSA broke school records for total points (516), points per game (36.9), first downs (320), total offense (6,146) and yards per game (439.0). His tight ends, including C-USA All-Freshman Team selection Dan Dishman, combined for 28 receptions, 357 receiving yards and three scores, and they helped the ground attack tally 2,569 rushing yards — the second-best total in program annals — and a UTSA-record 26 touchdowns. McCormick repeated as C-USA Offensive Player of the Year and improved his own single-season standards for rushing yards (1,479), rushing TDs (15), rushes (298) and all-purpose yards (1,663) on his way to earning All-America accolades from the Associated Press, FWAA and Phil Steele, as well as landing on the finalist list for the Earl Campbell Tyler Rose Award and semifinalist list for the Doak Walker Award.

In his third season on the UTSA staff and first as assistant offensive line coach, the Roadrunners finished 11-3 and won their second straight C-USA title. UTSA was ranked in the top 25 of all three major polls during the season and capped the campaign at the Cure Bowl, the program's third consecutive bowl appearance.

Traylor helped mentor an offensive line that fought through numerous injuries in 2022 and still paved the way for one of the most potent offenses in the nation. UTSA ranked 12th in the FBS in total offense after averaging 476.0 yards per game, including 300.7 passing yards per contest, good for 13th nationally. The Roadrunners scored a league-best 36.8 points per game, which ranked 14th in the country, and they piled up 362 first downs, the third-highest total in the FBS.

Five offensive linemen earned All-Conference USA recognition, led by first-team center Ahofitu Maka, who also was a finalist for the William V. Campbell Trophy and an Academic All-American. Ernesto Almaraz, Walker Baty, Kevin Davis and Terrell Haynes all received honorable mention all-conference accolades.

In 2023, Traylor helped guide the Roadrunners to a 9-4 overall record, a 7-1 mark for a third-place finish in their American Athletic Conference debut campaign and the program's first bowl win with a 35-17 victory over Marshall in the 2023 Frisco Bowl.

Traylor's offensive line helped pave the way for UTSA to rack up 5,481 yards of offense — 3,248 passing and 2,233 rushing — and average 421.6 yards and 31.9 points per game. The Roadrunners broke the single-game school record with 643 total yards and equaled the program standard with 32 first downs in the 49-21 rout of South Florida.

Individually, three of his offensive linemen were recognized among the best in the American Athletic Conference in 2023. Terrell Haynes earned second-team honors at guard, Ernesto Almaraz was a third-team selection at tackle and guard Cory Godinet received honorable mention.

Prior to joining the Roadrunners, Traylor was the head coach at Tyler Lee High School for three seasons (2017-19), where he coached 2020 UTSA signee Jamal Ligon. The younger brother of UTSA head coach Jeff Traylor, he guided the Raiders to 14 wins during his tenure and led the program to its first playoff appearance in five seasons in 2019. His first season at Tyler Lee resulted in the program's first winning record since 2008 and a victory over rival Tyler John Tyler.

## THE KURT TRAYLOR FILE

### Coaching Experience

- 1995:** West Rusk Junior High School
- 1996-99:** Jacksonville High School (offensive line)
- 2000-01:** Gilmer High School (run game coordinator/offensive line)
- 2002:** Texas A&M (graduate assistant)
- 2002-16:** Gilmer High School (run game coordinator/offensive line)
- 2017-19:** Tyler Lee High School (head coach)
- 2020-21:** UTSA (tight ends)
- 2022:** UTSA (assistant offensive line)
- 2023-present:** UTSA (run game coordinator/offensive line)

### Playing Experience

- Cisco Junior College (offensive line)
- Southwest Baptist (offensive line)

### Education

Bachelor's degree in physical education and health, Texas A&M-Commerce, 1995

### Hometown

Gilmer, Texas

### Family

**Wife:** Katie | **Children:** Allie, Rylie, Will and Kole

Traylor also started several different programs at Lee, including Adopt a Raider, Honorary Teachers Captains, BEAST Texas Passing Academy and the Coaches Outreach Program.

Prior to Tyler Lee, Traylor spent 17 years as an assistant coach at Gilmer High School. He helped lead the Buckeyes to three state titles, two additional state championship game appearances, 14 district titles and 16 playoff appearances.

Traylor was a key part of a staff that transformed Gilmer into a perennial prep powerhouse, serving as the offensive run game coordinator, offensive line coach and offseason coordinator. During his tenure, he coached numerous all-state players, including David Snow, a U.S. Army All-American who went on to star on the offensive line at Texas.

In his first year in Gilmer, the Buckeyes recorded their first winning season since 1996. In his second year, the Buckeyes won a district title and made their first playoff appearance since 1991. Gilmer repeated as district champions and made the playoffs again in year three.

In 2003, Gilmer posted a 13-1 record and recorded its first playoff win since 1991 while advancing to the regional final.

One year later, the Buckeyes turned in a perfect 16-0 record in winning the Class 3A State Championship. That squad was led by Class 3A Player of the Year Manuel Johnson, who went on to play wide receiver at Oklahoma and was drafted in the seventh round by the Dallas Cowboys.

In 2014, Gilmer posted a perfect 16-0 record en route to the Class 4A Division II State Championship. The Buckeyes boasted one of the most prolific offenses in Texas prep history, scoring 950 points in 16 games, the second-most in state history, and averaging 59.4 points and 536.1 yards per game. The Buckeyes topped 60-plus points nine times, including two 80-point performances. Gilmer also averaged 536.1 total yards per game (8,577 yards) behind a balanced 293.9 passing yards and 242.1 rushing yards per contest.

Gilmer's two other state titles came in Class 3A in 2004 (Division II) and 2009 (Division I), before the change in class structure in Texas high school football moved the school into 4A. The Buckeyes also were state finalists in 2007, when they were the only school in the nation to boast two U.S. Army All-Americans, and 2012. Gilmer also advanced to the state semifinal round during his last two seasons (2015-16).

Traylor gained his first coaching experience on the collegiate level as a graduate assistant at Texas A&M in 2002-03.

Traylor began his coaching career as junior high football coach at West Rusk in 1995 before a four-year stint (1996-99) at Jacksonville High School as the offensive line coach.

Traylor played offensive line at Gilmer High School, Cisco Junior College and Southwest Baptist University.

He earned his bachelor's degree in physical education and health from Texas A&M-Commerce in 1995.

He and his wife, Katie, have four children, Allie, Rylie, Will and Kole.



**NICK  
GRAHAM**



**Assistant Head Coach/Cornerbacks**  
**Fifth Season at UTSA**  
**(Tulsa '13)**

A former standout cornerback at Tulsa and a six-year pro, Nick Graham is in his fifth season as UTSA's cornerbacks coach and first as assistant head coach after serving as defensive pass game coordinator in 2023.

During Graham's time in San Antonio, the Roadrunners have enjoyed the most successful four-year run in program history with a 39-14 overall record, 27-4 regular season league mark, two conference championships and four straight bowl appearances.

Graham also was instrumental in the development of former UTSA star Tariq Woolen, who was picked by the Seattle Seahawks in the fifth round of the 2022 NFL Draft and led the league with six interceptions as a rookie starting cornerback.

In 2023, Graham helped guide the Roadrunners to a 9-4 overall record, a 7-1 mark for a third-place finish in their American Athletic Conference debut campaign and the program's first bowl win with a 35-17 victory over Marshall in the 2023 Frisco Bowl.

UTSA's defense enjoyed a record-setting season, smashing the school record for sacks with 46 and also taking down the tackles for loss mark with 99. The Roadrunners also broke single-game standards with seven sacks against Texas State and 13 quarterback hurries versus East Carolina. UTSA led The American and ranked second nationally with 3.54 sacks per game and ended up fifth among FBS teams with a conference-leading 7.6 tackles for loss per contest.

Individually, Graham's cornerbacks combined for 102 tackles, four interceptions and 30 pass breakups. Kam Alexander was the Frisco Bowl Defensive MVP and earned first-team all-conference honors after posting 34 tackles, 15 PBUs and a pair of picks.

In 2022, Graham and the defensive staff helped UTSA to an 11-3 record and a second straight Conference USA title. The Roadrunners were ranked in the top 25 in all three major polls during the season and capped the campaign with their third consecutive bowl game appearance at the Cure Bowl in Orlando, Florida.

Graham's starting cornerback duo of Corey Mayfield Jr. and Nicktroy Fortune emerged as one of the best in the league, as both players earned all-conference recognition. Mayfield Jr. enjoyed the best season of his career, recording 63 tackles, six tackles for loss, three interceptions and 13 pass breakups en route to first-team All-Conference honors. Fortune made 41 stops and broke up five passes in his first season with the Roadrunners and was named honorable mention all-conference.

In 2021, Graham helped UTSA to a 12-2 record for the most wins and best winning percentage (.857) in program history. The Roadrunners won their first conference title with a 49-41 victory over WKU in the C-USA Championship Game, were nationally ranked (as high as No. 15) for the first time and made their second straight and third overall bowl appearance when they met San Diego State in the Tropical Smoothie Cafe Frisco Bowl.

Graham's cornerbacks helped the Roadrunners emerged as one of the best in the FBS in creating turnovers with 25 takeaways to rank 10th in the nation. Ken Robinson led the unit with 41 tackles and seven pass breakups to go along with 2.5 tackles for loss, and Mayfield, an honorable mention all-league performer, posted 37 stops, three PBUs and a pair of interceptions, including a 49-yard pick six in the 45-0 shutout of Rice. Woolen added 25 tackles, five PBUs, 2.5 TFLs and an interception en route to honorable mention all-conference accolades despite missing five contests, while Jahmal Sam logged 36 tackles, three tackles for loss, two interceptions, a pair of pass breakups while splitting time between cornerback and safety.

In his first season in San Antonio, Graham helped the Roadrunners to a 7-5 record, a second-place finish in Conference USA's West Division with a 5-2 mark and an appearance in the 2020 First Responder Bowl. He was a key member of a defensive staff that helped UTSA lead C-USA in sacks (25), tackles for loss (85), interceptions (11), takeaways (19) and turnover

**THE NICK GRAHAM FILE**

**Coaching Experience**

- 2013:** Tulsa (student assistant)
- 2014-15:** Tulsa (defensive analyst)
- 2016-18:** Central Oklahoma (defensive backs)
- 2019:** McNeese State (safeties)
- 2020-22:** UTSA (cornerbacks)
- 2023:** UTSA (defensive pass game coordinator/cornerbacks)
- 2024:** UTSA (assistant head coach/cornerbacks)

**Playing Experience**

- 2003-06:** Tulsa (cornerback)
- 2007:** Philadelphia Eagles (cornerback)
- 2008-09:** Indianapolis Colts (cornerback)
- 2010-12:** Saskatchewan Roughriders (cornerback)
- 2012:** Hamilton Tiger-Cats (cornerback)

**Education**

Bachelor's degree in communications, Tulsa, 2013

**Hometown**

Oklahoma City, Okla.

**Family**

**Wife:** Candice | **Children:** Jaliyah, Nicholas, Jamison

margin (+7). In fact, the Roadrunners ranked in the top 30 nationally in five categories — 19th in turnovers gained, 23rd in passes intercepted, 25th in fumbles recovered (8), 26th in turnover margin and 29th in tackles for loss per game (7.1).

Graham's presence was felt immediately by the cornerbacks in 2020. Mayfield received honorable mention all-conference recognition after posting a team-best six pass breakups to go along with a pair of interceptions, one forced fumble, 37 tackles and three tackles for loss. Robinson was named to the C-USA All-Freshman Team after tallying 28 stops, three PBUs and a forced fumble in nine games. Woolen, who converted from wide receiver, made seven starts and recorded 35 tackles, 3.5 TFL, four PBUs, one interception and a forced fumble in 11 contests.

Graham came to the Roadrunners after spending the 2019 season at McNeese as the safeties coach. His position group was led by second-team All-Southland Conference safety Cory McCoy, who posted three interceptions, 15 pass breakups and 2.5 tackles for loss.

Prior to his time at McNeese, Graham spent three seasons as an assistant coach at Central Oklahoma, where he mentored four all-conference selections, including 2018 All-American defensive back O'Shay Harris.

Previously, Graham spent three years at Tulsa, where he served as a student assistant in 2013 before spending the 2014 and 2015 seasons as a defensive analyst.

Graham was a prep standout at Millwood High School in Oklahoma City, where he led the Falcons to three state championships. He then enjoyed a stellar four-year career at Tulsa, where he was a two-time, second-team All-Conference USA selection. A starter in 30 of 50 games played with the Golden Hurricane, Graham ended his career with 180 tackles, 20 pass breakups, seven interceptions, eight tackles for loss, 2.5 sacks and a pair of forced fumbles.

Following his playing career at Tulsa, Graham played six years of professional football, the first three in the NFL with the Philadelphia Eagles and Indianapolis Colts. He was out of football for a year before returning to play three seasons in the Canadian Football League with the Saskatchewan Roughriders and Hamilton Tiger-Cats.

He retired from playing in 2013 and returned to Tulsa to complete his degree in communications and start his coaching career.

He and his wife, Candice, have three children, Jaliyah, Nicholas and Jamison.





**JOE  
PRICE**



**Associate Head Coach/Pass Game  
Coordinator/Wide Receivers**  
**Fifth Season at UTSA**  
**(Harding '09)**

Former Texas high school coach Joe Price III is in his second year as associate head coach and pass game coordinator and his third as wide receivers coach at UTSA after spending two seasons as director of player personnel.

During Price's time in San Antonio, the Roadrunners have enjoyed the most successful four-year run in program history with a 39-14 overall record, 27-4 regular season league mark, two conference championships and four straight bowl appearances.

In his first season coaching the wide receivers in 2022, Joshua Cephus, De'Corian Clark and Zakhari Franklin combined to give UTSA arguably the most productive pass-catching trio in the FBS. The three all-conference selections combined to catch 232 passes for 2,862 yards and 29 touchdowns. Franklin earned first-team all-league and honorable mention All-America accolades after eclipsing his own school standards from 2021 with 94 receptions, 1,136 yards and 15 TDs. Cephus collected second-team all-conference honors after hauling in 87 passes for 985 yards and six scores. Clark also was named to the C-USA Second Team after piling up 741 yards and eight touchdowns on 51 receptions despite missing the last five contests due to a season-ending injury.

In 2023, Price helped guide the Roadrunners to a 9-4 overall record, a 7-1 mark for a third-place finish in their American Athletic Conference debut campaign and the program's first bowl win with a 35-17 victory over Marshall in the 2023 Frisco Bowl.

In a year in which he was named to Dave Campbell's Texas Football 40 Under 40 list, Price's receivers combined to catch 204 passes for 2,631 yards and 23 touchdowns in 2023. Cephus paced the unit with a program-record 1,151 yards on 89 receptions, reaching the end zone 10 times during his final campaign. He earned first-team All-AAC honors and was the Frisco Bowl Offensive MVP, finishing his career as the school's all-time leader in receptions (313) and receiving yards (3,655).

Price spent the 2020 and 2021 seasons as UTSA's Director of Player Personnel, where he was responsible for initial identification and evaluation of prospects, managing the prospect video database, oversight of the day-to-day recruiting operations, organization of recruiting events and materials and assisting with roster management.

In his first year in San Antonio, the Roadrunners posted a 7-5 overall record, registered a runner-up finish in Conference USA's West Division with a 5-2 mark and earned a spot in the First Responder Bowl.

In his second season with the program, UTSA finished with a 12-2 record to set the school record for most wins and best winning percentage in a season. The Roadrunners were nationally ranked (as high as No. 15) for the first time in school history and captured their first league title by winning the C-USA Championship with a 49-41 victory over WKU. UTSA capped the season with its second straight and third overall bowl appearance against San Diego State in the Frisco Bowl.

Price joined UTSA after spending the 2019 season as the Director of High School Relations for the Illinois football program. During his one year in Champaign, the Fighting Illini won six games and made their first bowl appearance since 2014 when they played California in the Redbox Bowl.

**THE JOE PRICE FILE**

**Coaching Experience**

**2009-13:** Galena Park High School (assistant coach)  
**2014-18:** North Shore High School (assistant coach)  
**2019:** Illinois (director of high school relations)  
**2020-21:** UTSA (director of player personnel)  
**2022:** UTSA (wide receivers)  
**2023-present:** UTSA (associate head coach/pass game coordinator/wide receivers)

**Playing Experience**

**2008-12:** ULM (wide receiver)

**Education**

- Bachelor's degree in business management, Harding, 2009
- Master's degree in education leadership/administration, SFA, 2017

**Hometown**

Houston, Texas

**Family**

**Wife:** Joy

**Children:** Ryan, Jordan

Prior to his time at Illinois, Price spent 10 years as a high school coach in the Galena Park Independent School District. In addition to his coaching duties, he also was responsible for a variety of football operations, including fundraising, summer camps, serving as a liaison to college coaches, developing a website and producing highlight videos for college-bound athletes.

Price was the passing game coordinator, wide receivers coach and recruiting coordinator at perennial prep powerhouse North Shore High School from 2014 to 2018. He helped the Mustangs to a pair of Class 6A-DI state championships and four district titles during his time with the program. During his time on the staff, North Shore saw more than 75 players advance to the collegiate level.

In 2018, North Shore was named national champion by MaxPreps after posting a perfect 16-0 record and outscoring opponents 854-199, winning by an average margin of 41 points per game. North Shore capped its title run by beating Duncanville, 41-36, on a Hail Mary pass as time expired at AT&T Stadium.

Price got his coaching start in 2009 as an assistant coach, video coordinator, player development coordinator and recruiting coordinator at Galena Park High School.

A native of Houston and former standout at Aldine Nimitz High School, Price played football at Harding University in Searcy, Ark., where he was one of the top wide receivers in school history. A team captain as a senior in 2005, he ended his career ranked third in career receptions (121), eighth in career receiving yards (1,404), and ninth in receptions per game (2.88).

Price earned his bachelor's degree in business management from Harding in 2009 and a master's degree in education leadership/administration from Stephen F. Austin in 2017.

He is a member of the Texas High School Coaches Association, the American Football Coaches Association and the Greater Houston Area Football Coaches Association, where he served a secretary on the executive board of directors.

Price's father, Joe Price Jr., was a high school coach in Texas for over 30 years. He and his wife, Joy, have two daughters, Ryan and Jordan.



## SIDDIQ HAYNES



**Defensive Run Game Coordinator/  
Defensive Line  
Fourth Season at UTSA  
(Delaware '11)**

A former standout player and veteran of coaching staffs for more than a decade, Siddiq Haynes is in his third season as UTSA's defensive line coach and first as defensive run game coordinator.

A member of the UTSA staff since 2021, Haynes moved into his current role in March 2022 after spending his first season in San Antonio as an analyst for the defensive staff. During his time on the staff, the Roadrunners have registered a 32-9 overall record, 22-2 regular season league mark, two conference championships and three straight bowl appearances.

In 2023, Haynes helped guide the Roadrunners to a 9-4 overall record, a 7-1 mark for a third-place finish in their American Athletic Conference debut campaign and the program's first bowl win with a 35-17 victory over Marshall in the 2023 Frisco Bowl.

UTSA's defense enjoyed a record-setting season, smashing the school record for sacks with 46 and also taking down the tackles for loss mark with 99. The Roadrunners also broke single-game standards with seven sacks against Texas State and 13 quarterback hurries versus East Carolina. UTSA led The American and ranked second nationally with 3.54 sacks per game and ended up fifth among FBS teams with a conference-leading 7.6 tackles for loss per contest.

Individually, three of Haynes' defensive linemen — Brandon Brown, Joe Evans and Brandon Matterson — landed on the All-AAC team. Playing a rotation at least nine deep all season, the unit combined for 30 tackles for loss, 16.5 sacks and 15 quarterback hurries. Brown posted 20 tackles, 4.5 TFLs, one sack and two hurries, Evans logged 18 stops with 2.5 behind the line and a pair of sacks, while Matterson turned in 14 tackles, six TFLs, five sacks and five QB hurries.

In his first season as the defensive line coach, he helped the Roadrunners to an 11-3 record and their second straight Conference USA Championship. UTSA was ranked in the top 25 in all three of the major polls during the season and capped the campaign with an appearance in the Cure Bowl, its third consecutive bowl game.

The line helped anchor a defense that ranked in the top three in C-USA in eight different statistical categories including second with 6.6 tackles for loss per game and third in both total and scoring defense. Haynes' unit played a deep rotation as many as 10 deep during the season and combined to tally more than 30 tackles for loss, including nine sacks. First-team all-conference selection Brown posted 6.5 TFLs and 1.5 sacks, while Nick Booker-Brown logged six tackles for loss, a trio of sacks and two pass breakups en route to honorable mention all-conference accolades. Evans also received honorable mention from the league's coaches, while Tai Leonard landed on the C-USA All-Freshman Team.

Haynes was a defensive analyst and worked with the defensive linemen during his first season in San Antonio, helping the Roadrunners register a 12-2 record, earn a national ranking as high as No. 15, capture the conference crown and make their second straight and third overall bowl game, the 2021 Frisco Bowl.

The UTSA defense recorded the first two shutouts in school history with a 54-0 rout of Lamar and a 45-0 blanking of Rice in 2021. The Roadrunners ranked 14th in the country in rushing defense (114.7 ypg) and fourth nationally with 14 fumble recoveries, and they set school standards for sacks (33) and sacks per game (2.4).

Jaylon Haynes earned second-team all-conference honors, Brown was named to the C-USA All-Freshman Team and joined Lorenzo Dantzler as honorable mention all-league performers.

Haynes joined the UTSA staff following a seven-season stint at Sam Houston where he helped the Bearkats consistently rank among the best programs in the FCS. He was a graduate assistant in 2014-16 before being promoted to the defensive line coach for his final four campaigns in Huntsville.

He played a key role in helping Sam Houston win the 2020 FCS National Championship during a season that was played in Spring 2021 due to the COVID-19 pandemic. The Bearkats led the country with 23 takeaways including a national-best 14 recovered fumbles, and they ranked fourth nationally with 12.0 tackles for loss per game, seventh with 3.7 sacks per contest and 11th in rushing defense (94.9 ypg). Four of his players —

### THE SIDDIQ HAYNES FILE

#### Coaching Experience

**2014-16:** Sam Houston (graduate assistant/defense)

**2017-20:** Sam Houston (defensive line)

**2021:** UTSA (defensive analyst)

**2022-23:** UTSA (defensive line)

**2024:** UTSA (defensive run game coordinator/defensive line)

#### Playing Experience

**2007-10:** Delaware (defensive lineman)

#### Education

- Bachelor's degree in English language and literature, Delaware, 2011

#### Hometown

Durham, N.C.

#### Family

**Wife:** Abeer Hasan | **Daughter:** Amira

Jahari Kay, Jevon Leon, Trace Mascorro and Joseph Wallace — all earned national and all-conference honors.

In 2019, Sam Houston paced the FCS in rushing defense (69.9 ypg), opponents third-down conversion rate (27.9%) and team tackles for loss (10.9 avg). The defense pitched a pair of shutouts, the first time since 2012 with two shutouts in a season. The Bearkats ranked in the top 10 in the FCS in scoring defense (8th/17.8 ppg), turnovers gained (6th/30), sacks per game (2nd/3.58 spg), team passing efficiency defense (3rd/106.07) and red zone defense (6th/68.8%).

Three defensive linemen collected all-conference honors in 2019, including Mascorro nabbing Southland Conference Newcomer of the Year and first-team all-league accolades. Meanwhile Wallace was a second-team choice and Leon garnered third-team All-SLC and Freshman All-America credentials after leading all FCS freshmen in TFLs (16.0) and sacks (8.5).

The Kats' defense took a big step forward in 2018, ranking in the top three in the nation in sacks and second in the country in tackles per loss. Defensive end Derick Roberson led the nation in sacks on his way to being named a finalist for the Buck Buchanan Award as the top defensive player in the nation.

Haynes also played a big part in the development of PJ Hall, who was eventually taken in the second round of the 2018 NFL Draft by the Oakland Raiders. He was a four-time, first team all-conference selection, an All-American and the runner-up for the 2016 Buck Buchanan Award. Hall finished his career as the all-time FCS leader in tackles for loss and he ranked second in school history in career sacks.

Haynes spent his first three years in Huntsville serving in numerous capacities including heading up the Bearkats' community service activities. He spearheaded a program that took advantage of the Fall 2020 semester off due to the COVID-19 pandemic, focusing on racial injustice issues on a national, local and in-house level.

A star defensive tackle for K.C. Keeler at Delaware from 2007 to 2010, Haynes was a member of the Blue Hens' squads that earned a berth in the FCS National Championship games in both 2007 and 2010.

As a senior, he was an all-conference selection and the 2010 Allstate American Football Coaches Association Good Works Team Captain, the first in the history of the award program. A former walk-on, Haynes contributed to a variety of community service organizations, including the Boys & Girls Club of Greater Newark, DuPont Children's Hospital, New Castle Youth Football and the Special Olympics of Delaware. He also supported various cancer initiatives, such as lung cancer walks and bone marrow drives.

A native of Durham, N.C., Haynes earned his bachelor's degree in English language and literature in 2011 from Delaware.

Following graduation, Haynes worked for two years as head of community outreach for the Delaware Athletics Marketing Department, as well as spending several years in the corporate world before entering the coaching ranks.

He and his wife, Abeer Hasan, have a daughter, Amira.



## JULIAN GRIFFIN



**Running Backs/NFL Liaison  
Fifth Season at UTSA  
(ULM '12)**

Julian Griffin is in his fifth season as UTSA's running backs coach after joining the staff on Dec. 11, 2019. He also serves as the program's NFL Liaison.

During Griffin's time in San Antonio, the Roadrunners have enjoyed the most successful four-year run in program history with a 39-14 overall record, 27-4 regular season league mark, two conference championships and four straight bowl appearances.

In his first year with the Roadrunners, Griffin's running backs helped the offense to a 7-5 overall record, a runner-up finish in the Conference USA West Division with a 6-2 mark and an appearance in the 2020 First Responder Bowl.

UTSA broke single-season school records for rushing yards (2,585), rushing yards per game (215.4), yards per rush (5.21) and rushing touchdowns (24) behind Sincere McCormick, who shattered UTSA's single-season marks for yards (1,467), carries (249) and touchdowns (11) while finishing second in the FBS with a program-record 133.4 rushing yards per game. The Roadrunners also smashed single-game standards for total yards (624) and rushing yards (443) in a game in a regular season-finale rout of North Texas.

Griffin, who was named to Dave Campbell's Texas Football 40 Under 40 list in June 2021, mentored McCormick to second-team All-America accolades by both the Football Writers Association of America (FWAA) and Phil Steele. The Conference USA Offensive Player of the Year and Dave Campbell's Texas Football Texas College Player of the Year logged seven 100-yard games on the ground, including five with 150-plus yards. The Earl Campbell Tyler Rose Award finalist and Doak Walker Award semifinalist was a four-time C-USA Offensive Player of the Week honoree in 2020.

In his second season overseeing the running backs, Griffin's stable helped the Roadrunners smash more records, including single-season marks for total points (516), points per game (36.9), first downs (320), total offense (6,146) and yards per game (439.0). The Roadrunners rushed for 2,569 yards — the second-best total in program annals — and a UTSA-record 26 touchdowns.

Under Griffin's tutelage, McCormick repeated as C-USA Offensive Player of the Year and improved his own single-season standards for rushing yards (1,479), rushing TDs (15), rushes (298) and all-purpose yards (1,663) on his way to earning All-America accolades from the Associated Press, FWAA and Phil Steele, as well as landing on the finalist list for the Earl Campbell Tyler Rose Award and semifinalist list for the Doak Walker Award.

In 2021, UTSA went 12-2 to set program records for most wins and best winning percentage (.857) in a season. The Roadrunners captured their first conference title with a 49-41 win over WKU in the C-USA Championship Game, were nationally ranked (as high as No. 15) for the first time and made their second straight and third overall bowl appearance when they faced San Diego State in the Frisco Bowl.

Despite McCormick's departure to the NFL, Griffin's running backs still produced in 2022, combining for 1,819 yards and 18 touchdowns on the ground. Kevorian Barnes rushed for a team-high 845 yards and six TDs on 135 carries en route to C-USA Freshman of the Year, honorable mention all-conference and C-USA All-Freshman Team accolades. Brenden Brady added 699 yards and nine scores on the ground and caught 18 passes for 190 yards.

The rushing attack helped UTSA to an 11-3 record and a second straight C-USA Championship. The Roadrunners were ranked in the top 25 in all three major polls during the season and capped the campaign against Troy in the Cure Bowl, their third consecutive bowl appearance.

In 2023, Griffin helped guide the Roadrunners to a 9-4 overall record, a 7-1 mark for a third-place finish in their American Athletic Conference debut campaign and the program's first bowl win with a 35-17 victory over Marshall in the 2023 Frisco Bowl.

Griffin's running backs combined to rush for 1,849 yards and 23 touchdowns on 383 attempts, good for averages of 4.8 yards per carry

### THE JULIAN GRIFFIN FILE

#### Coaching Experience

- 2013:** Texas A&M-Kingsville (running backs/wide receivers)
- 2014:** Texas A&M-Kingsville (co-run game coordinator/running backs)
- 2015:** ULM (graduate assistant/offense)
- 2016:** Central Methodist (special teams coordinator/wide receivers)
- 2017:** SMU (quality control/offense)
- 2018-19:** Arkansas (quality control/offense)
- 2020-23:** UTSA (running backs)

#### Playing Experience

- 2008-12:** ULM (wide receiver)

#### Education

- Bachelor's degree in kinesiology and exercise fitness, ULM, 2012
- Master's degree in education, Texas A&M-Kingsville, 2015

#### Hometown

Gladewater, Texas

#### Family

Wife: Jamie | Daughter: Parker

and 142.2 yards per game. Barnes led the room with 715 rushing yards, while Robert Henry scored a team-high 11 TDs to go with 588 yards on the ground. Rocko Griffin added 483 yards and six scores to round out the three-headed monster at running back.

Griffin joined the UTSA coaching staff after serving as the offensive quality control assistant for two seasons at Arkansas. While with the Razorbacks, Griffin helped the offensive attack to 340.1 yards per game, including 192.9 through the air and 147.2 rushing yards per game. Running back Rakeem Boyd rushed 184 times for 1,133 yards and eight touchdowns in 2019. Four Razorbacks had at least 28 catches, including Mike Woods, who had 33 grabs for 423 yards and four TDs.

In his first season at Arkansas, Griffin helped the Razorbacks to 1,721 rushing yards, with Boyd totaling 734 yards on 123 carries. LaMichael Pettway had 30 catches for 499 yards and four TDs.

Griffin was an offensive quality control assistant at SMU for the 2017 season, helping the Mustangs offense rank in the top 20 nationally in several offensive categories, including 12th in scoring offense (37.8 ppg) and 15th (478.5 ypg) in total offense. SMU won seven games behind an offense that scored 37.9 points per contest. Running back Xavier Jones rushed 182 times for 1,075 yards and nine TDs in 2017, while quarterback Ben Hicks threw for 3,569 yards and 33 TDs. Wide receiver Trey Quinn led the team with 114 catches for 1,236 yards and 13 TDs, while Courtland Sutton, a second-round pick by the Denver Broncos in 2018, also eclipsed the 1,000-receiving mark with 1,085 yards and 12 TDs.

In 2016, Griffin was the wide receivers/special teams coordinator at Central Methodist (Mo.), where he helped mentor all-conference safety Logan Rowles.

Griffin was the offensive graduate assistant at ULM, his alma mater, in 2015. The Warhawks' offense featured honorable mention all-conference wide receiver Marcus Green, who caught 63 passes for 698 yards and seven touchdowns.

Prior to his time at ULM, Griffin served a two-year stint as the running backs coach at Texas A&M-Kingsville. In 2013, running back Robert Armstrong earned first-team all-conference honors and went on to sign as a free agent with the Dallas Cowboys, while Anthony Washington was an honorable mention all-league selection.

Griffin played wide receiver for ULM from 2008-12 after a standout prep career at Gladewater High School. He went on to earn tryouts with the Edmonton Eskimos, Toronto Argonauts and Hamilton Tiger-Cats of the CFL.

Griffin earned his bachelor's degree in kinesiology and exercise fitness from ULM in 2012 and his master's degree in education from Texas A&M-Kingsville in 2015.

He and his wife, Jamie, have a daughter, Parker.



## GALEN SCOTT

**Defensive Pass Game Coordinator/  
Inside Linebackers  
First Season at UTSA  
(Illinois State '01)**

Galen Scott is in his first season as UTSA's defensive pass game coordinator and linebackers coach.

Scott comes to San Antonio from Louisiana, where he was the Ragin' Cajuns' inside linebackers coach for three seasons. During his time in Lafayette, he coached five all-conference players and helped lead the program to 25 wins and a conference championship.

In 2023, Scott helped guide the Ragin' Cajuns to six wins and a bowl appearance. He coached K.C. Ossai to honorable mention All-Sun Belt Conference accolades after he led the team in tackles with 95 and posted 4.5 tackles for loss, one sack, three quarterback hurries, two forced fumbles and a fumble recovery.

In 2022, Scott mentored Jourdan Quibodeaux to second-team all-league honors after he recorded a team-high 107 tackles to go with 4.5 tackles for loss and a sack. Kris Moncrief also earned All-Sun Belt honors after registering 74 tackles, 6.0 TFL and 2.5 sacks.

In his first season in Lafayette, Scott helped the Ragin' Cajuns capture the Sun Belt Conference Championship with a perfect 8-0 league ledger and a 13-1 overall record capped by a 36-21 victory over Marshall in the New Orleans Bowl. Individually, Lorenzo McCaskill was named All-Sun Belt Conference after pacing the team with 85 tackles to go with two tackles for loss, three quarterback hurries and a fumble recovery. Additionally, all-conference linebacker Ferrod Gardner was credited with 67 tackles, 3.5 TFLs, 1.5 sacks and an interception. That duo helped Louisiana rank 11th nationally in scoring defense (18.5) and 22nd nationally in total defense (334.6).

Prior to his time with the Ragin' Cajuns, Scott spent two seasons at North Texas, where he worked with the linebackers. His unit was paced by KD Davis, who led the team in tackles in 2019 and 2020 en route to earning honorable mention All-Conference USA honors.

Prior to his time on the Mean Green staff, Scott was the co-defensive coordinator and safeties coach at Virginia Tech in 2016-17. He helped the Hokies to a pair of bowl game appearances and a 10-win season in 2016 that saw Virginia Tech win the ACC Coastal Division and defeat Arkansas in the Belk Bowl. The Hokies ranked among the top-15 defenses in the country both seasons, as well as ranking within the top 10 against the pass each year.

While with Virginia Tech, he coached six All-ACC performers who went on to sign contracts in the NFL, including Tremaine Edmunds, who was First Team All-ACC and was the 16th overall pick by the Buffalo Bills (2018), and Terrell Edmunds, who was a Second Team All-ACC selection and was the 28th overall pick by the Pittsburgh Steelers.

Before joining Virginia Tech, Scott spent six seasons at Memphis, coaching the linebackers before becoming the defensive coordinator in his final season. He helped the Tigers to three bowl game appearances, including a share of the American Athletic Conference Championship and a top-25 finish in 2014.

In 2014, the Tigers had a top-25 defense nationally and top-20 defense against the run. The following season, Scott helped lead the Tigers to one of the biggest wins in program history, a 37-24 victory over No. 13 Ole Miss on the way to a nine-win campaign after losing 11 starters on defense from the previous season. The win over the Rebels was the program's first against a ranked opponent since 1996.

Scott was responsible for recruiting and coaching Dontari Poe, who was the 11th overall pick in the 2012 NFL Draft by the Kansas City Chiefs. He also recruited Tony Pollard, who was named the AAC Special Teams Player of the Year in both 2016 and 2017 before being drafted in the fourth round by the Dallas Cowboys (2019).

He spent two seasons at Tulsa as the outside linebackers and secondary coach, helping the Golden Hurricane claim a pair of Conference USA West division titles. While at Tulsa, Scott recruited and coached all-league linebacker Dexter McCoil, who went on to become a Grey Cup champion (2015) and was named Canadian Football League Rookie of the Year (2014).

## THE GALEN SCOTT FILE

### Coaching Experience

**2001-02:** Illinois State (outside linebackers/safeties)  
**2003-05:** Illinois State (outside linebackers)  
**2006-07:** Illinois State (defensive coordinator/outside linebackers)  
**2008:** Tulsa (outside linebackers/secondary)  
**2009:** Tulsa (cornerbacks)  
**2010-14:** Memphis (linebackers)  
**2015:** Memphis (defensive coordinator/linebackers)  
**2016:** Virginia Tech (co-defensive coordinator/linebackers)  
**2017:** Virginia Tech (co-defensive coordinator/safeties)  
**2018:** Rowlett High School  
**2019-20:** North Texas (linebackers)  
**2021-23:** Louisiana (inside linebackers)  
**2024-present:** UTSA (defensive pass game coordinator/inside linebackers)

### Playing Experience

**1997-2000:** Illinois State (linebacker)

### Education

- Bachelor's degree in health education, Illinois State, 2001
- Master's degree in sports administration, Illinois State, 2003

### Hometown

Orlando, Fla.

### Family

**Wife:** Tashauna | **Children:** Reid, Ryan

Scott began his collegiate coaching career at his alma mater, Illinois State, for seven seasons, including two as the defensive coordinator. Scott was named the 2005 AFCA FCS Assistant Coach of the Year with the Redbirds. During that time, he coached five players who were named conference Defensive Player of the Year in five consecutive seasons – Boomer Grigsby (2002-2004), Brent Hawkins (2005) and Cameron Siskowic (2006).

Grigsby was a fifth round selection by the Chiefs (2005), Hawkins was a fifth round selection by the Jacksonville Jaguars (2006) and Siskowic was signed as an undrafted free agent by the Cincinnati Bengals, before signing with the Minnesota Vikings later in the 2006 season.

During the 2005 season he helped lead the Redbirds to the NCAA Playoffs for the first time since 1994 and his defense ranked within the top five nationally and second in the conference.

In addition to his prowess on the defensive side of the ball, he also recruited 2005 Gateway Offensive Player of the Year, wide receiver Laurent Robinson, who was a 2007 NFL Draft third round pick by the Atlanta Falcons.

Scott was a three-time All-America linebacker for the Redbirds and graduated as the school's all-time leading tackler, before Grigsby, coached by Scott, broke the ISU record.

During Scott's four-year playing career (1997-2000), he set Redbirds records for tackles in a game, season and career. He also helped Illinois State to its first Gateway Conference title (1999) and a pair of NCAA Division I-AA playoff appearances (1998, 1999).

Scott was named to four All-America teams and was only the fifth player in school history to earn All-America status in three different seasons. He also snagged All-Gateway Conference honors each of his four seasons and was a member of the 1997 All-Gateway Newcomer Team.

An honor roll student at Illinois State, he set Redbirds tackles records for a game (27) and season (186). He was the first Illinois State player to exceed 500 career tackles, and his final figure was 109 more hits than the previous record holder, Wilbert Brown.

He earned his bachelor's degree in health education in 2001 and his master's degree in sports administration in 2003, both from Illinois State.

He and his wife, Tashauna, have two children, Reid and Ryan.



## ZACH BROWN



**Special Teams Coordinator/Nickels**  
**Fifth Season at UTSA**  
**(Syracuse '12)**

A veteran of the UTSA staff since 2020, Zach Brown was named special teams coordinator and nickels coach on Jan. 31, 2024.

Brown moved into his new role after a two-year stint as UTSA's Director of Player Personnel. Prior to that, he was a defensive analyst for two seasons which included serving as Senior Analyst and Director of Defensive Recruiting in 2021. He has primarily worked with the nickel/"money" backer position during his time in San Antonio.

During Brown's time on the UTSA staff, the Roadrunners have enjoyed the most successful four-year run in program history with a 39-14 overall record, 27-4 regular season league mark, two conference championships and four straight bowl appearances.

Brown joined the UTSA program prior to the 2020 season. He was a defensive analyst before being promoted to interim linebackers coach that November. The Roadrunners won seven games, finished second in the Conference USA West Division and made the program's first bowl appearance since 2016. The defense led the conference in sacks (25), tackles for loss (85), interceptions (11), takeaways (19) and turnover margin (+7). In fact, the Roadrunners ranked in the top 30 nationally in five categories — 19th in turnovers gained, 23rd in passes intercepted, 25th in fumbles recovered (8), 26th in turnover margin and 29th in tackles for loss per game (7.1).

In 2021, Brown helped UTSA post a 12-2 record, earn a national ranking as high as No. 15, capture the Conference USA crown and make a second straight and third overall bowl game. The defense recorded the first two shutouts in school history with a 54-0 rout of Lamar and a 45-0 blanking of Rice. The Roadrunners ranked 14th in the country in rushing defense (114.7 ypg) and fourth nationally with 14 fumble recoveries, and they set school standards for sacks (33) and sacks per game (2.4).

Brown was integral in the emergence of Clarence Hicks as one the league's top defenders in 2021, as the honorable mention All-American set a then-school record with 10.5 sacks and registered 16.5 tackles for loss, 37 total tackles, six quarterback hurries, two pass breakups, one interception and a forced fumble en route to first-team all-conference accolades.

The 2022 campaign saw the Roadrunners finish with an 11-3 record, earn a national ranking as high as No. 22, capture a second straight league title and make a third consecutive bowl trip. UTSA ranked 25th nationally with 22 takeaways and finished in the top three in the league in several categories, including sacks (6.6 per game), interceptions (15) and red zone defense (.812). Dadrion Taylor picked up honorable mention all-conference recognition after posting 36 tackles, four tackles for loss, one sack, six pass breakups, two quarterback hurries, two forced fumbles, one forced fumble and a 73-yard interception return, giving him the program record with three pick sixes.

In 2023, Brown helped guide UTSA to a 9-4 record, including a 7-1 mark in its debut season in the American Athletic Conference. The Roadrunners capped the year with the program's first bowl win, a 35-17 victory over Marshall in the Frisco Bowl. The defense broke program single-season records with 46 sacks, 99 tackles for loss and 56 quarterback hurries, finishing the year ranked second nationally with 3.54 sacks per

### THE ZACH BROWN FILE

#### College Experience

- 2013:** Columbia (volunteer defensive intern)
- 2014:** Columbia (defensive quality control)
- 2015:** St. Lawrence (graduate assistant/defensive backs)
- 2016:** St. Lawrence (defensive backs/recruiting coordinator)
- 2017:** Ole Miss (graduate assistant)
- 2018-19:** Ole Miss (defensive player personnel analyst)
- 2020:** UTSA (defensive analyst/interim linebackers)
- 2021:** UTSA (senior defensive analyst/director of defensive recruiting)
- 2022-23:** UTSA (director of player personnel)
- 2024:** UTSA (special teams coordinator/nickels)

#### Education

- Bachelor's degree in journalism, Syracuse, 2012
- Master's degree in journalism, Columbia, 2014

#### Hometown

Syracuse, N.Y.

#### Family

**Wife:** Samantha | **Daughter:** Ariya

game and fifth in the FBS with 7.6 tackles for loss per contest. Individually, Donyai Taylor garnered second-team all-league accolades after recording 46 tackles, seven TFLs, two sacks, six QB hurries, two pass breakups, a 78-yard interception return and a 19-yard fumble return.

Prior to joining the Roadrunners, Brown spent three seasons at Ole Miss. He was a graduate assistant in 2017 before being promoted to Player Personnel Analyst for the defense for the 2018 and '19 campaigns. The Rebels climbed from 113th in the FBS to 60th in points allowed per game during his tenure. He worked directly with five defensive backs who went on to the NFL including Javien Hamilton, Myles Hartsfield, A.J. Moore, C.J. Moore and Ken Webster.

Brown spent two years at St. Lawrence University, an NCAA Division III member of the Liberty League. He was a graduate assistant and defensive backs coach in 2015 before being elevated to the full-time defensive backs coach and recruiting coordinator in 2016.

During his time in Canton, New York, the Saints won back-to-back Liberty League Championships. St. Lawrence ranked second nationally in scoring defense and 10th in total defense in 2016 after finishing the previous season sixth in the nation with 23 interceptions and 16th in pass defense (159.6 ypg). Leondre Simmon was named an All-American and first-team all-conference at cornerback, while James Holley-Grisham garnered first-team all-league honors both seasons and was named 2015 Liberty League Special Teams Player of the Year as a punt returner.

He spent the 2013 season at Columbia as a volunteer defensive intern before being promoted to quality control for that side of the ball in 2014. He worked with the outside linebackers and defensive backs during his time with the Lions.

Brown got his coaching start at Christian Brothers Academy in Syracuse, New York, for one season before joining the staff at Skaneateles (N.Y.) High School for three years.

Brown earned his bachelor's degree in journalism from Syracuse in 2012 and his master's degree in journalism from Columbia in 2014.

He and his wife, Samantha, have a daughter, Ariya.



## HUNTER RITTIMANN

**Tight Ends**  
**Seventh Season at UTSA**  
**(Texas Tech '17)**

San Antonio native and seven-year staff veteran Hunter Rittimann is in his first season as UTSA's tight ends coach.

Rittimann moved into his new role following a two-year stint as UTSA's Director of High School Relations. Prior to that, the San Antonio native was a graduate assistant for the offense for four seasons. During his time on staff, he has primarily worked with tight ends (2021-23) and wide receivers (2018-20), helping the Roadrunners to 46 wins, two conference championships and four bowl appearances.

During Rittimann's time on Jeff Traylor's staff, the Roadrunners have enjoyed the most successful four-year run in program history with a 39-14 overall record, 27-4 regular season league mark, two conference championships and four straight bowl appearances.

In 2023, Rittimann helped the Roadrunners to a 9-4 record, including a 7-1 league mark in their debut campaign in the American Athletic Conference, and the program's first bowl win with a 35-17 victory over Marshall in the Frisco Bowl. UTSA's tight ends combined to catch 44 passes for 411 yards. Oscar Cardenas was named third-team all-conference after posting 32 receptions for 280 yards and a pair of touchdowns.

Rittimann helped guide UTSA to an 11-3 record, a second straight Conference USA Championship, a national ranking as high as No. 22, and a third consecutive bowl appearance in 2022. The tight ends hauled in 51 passes for 672 yards and three TDs, paced by Cardenas, who caught 31 balls for 438 yards and two scores en route to honorable mention all-league accolades. Overall, the offense set program records with 6,664 total offense yards, 476.0 yards per game, 4,210 passing yards, 300.7 passing yards per game, 34 passing touchdowns, 362 first downs and 25.9 first downs per game.

In 2021, Rittimann worked with the tight ends and helped the Roadrunners post a 12-2 record, earn a national ranking as high as No. 15, capture the program's first league crown and make their second straight bowl game. The offense set single-season program records for total points (516) and points per game (36.9) with the tight ends combining to catch 28 passes for 357 yards and three touchdowns.

### THE HUNTER RITTIMANN FILE

#### Coaching Experience

- 2018-20:** UTSA (graduate assistant/wide receivers)
- 2021:** UTSA (graduate assistant/tight ends)
- 2022-23:** UTSA (director of high school relations)
- 2024:** UTSA(tight ends)

#### Playing Experience

- 2014-16:** Texas Tech (quarterback, wide receiver)

#### Education

- Bachelor's degree in accounting, Texas Tech, 2017
- Master's degree in health and kinesiology, UTSA, 2020

Rittimann helped mentor the wide receivers for his first three years on the UTSA staff. In 2020, the unit combined for 170 receptions, 1,923 receiving yards and 16 touchdowns, while helping lead a balanced offensive attack that piled up 2,399 passing yards and a school-record 2,585 rushing yards. UTSA won seven games, finished second in the C-USA West Division and made the program's first bowl appearance since 2016.

During his time as a graduate assistant, he also helped coordinate on-campus events such as junior days as well as official and unofficial visits.

Rittimann was a member of the Texas Tech football program in 2014-16 under then-head coach Kliff Kingsbury, playing quarterback, wide receiver and on special teams.

He played quarterback at San Antonio Johnson High School under his father, head coach Ron Rittimann. He was a first-team All-District 26-5A and honorable mention Class 5A All-State selection as a senior in 2013 after throwing for 2,898 yards and 32 touchdowns on 158-of-252 passing.

Rittimann earned his bachelor's degree in accounting from Texas Tech in 2017 and his master's degree in health and kinesiology from UTSA in 2020.

« **MEET THE STAFF** »



**Corey Jordan**  
Safeties Coach



**Jermial Ashley**  
Will Linebackers Coach



**Sean Davis**  
Wide Receivers Coach



**Dr. Pavit Patel**  
Quarterbacks Coach



**Aaron Green**  
Assistant Running  
Backs Coach



**Chris Roberts**  
Specialists Coach/Asst.  
Special Teams Coordinator



**Luke Turner**  
Assistant Wide  
Receivers Coach



**Malik Walker**  
Assistant Cornerbacks  
Coach



**Tim Yoder**  
Assistant Tight  
Ends Coach



**Peter Gray**  
Graduate Assistant  
(Offense)



**Tyler Preston**  
Graduate Assistant  
(Offense)



**Colyn Givens**  
Graduate Assistant  
(Defense)



**Jack Swensen**  
Graduate Assistant  
(Defense)



**Dylan Sams**  
Special Teams Assistant



**Caleb Durham-Honer**  
Offensive Assistant



**Andy McClain**  
Defensive Assistant



**Jacorey Warrick**  
Offensive Assistant



**Matt Turner**  
Chief of Staff



**Mike Giglio**  
General Manager



**Jenna Learn**  
Director of Recruiting



**Andrew Acosta**  
Director of Football  
Operations



**Damon Williams**  
Director of Football Relations  
& Player Engagement



**Parker Cundiff**  
Director of Player  
Personnel



**Alexis Dawson**  
Administrative  
Associate



**Alex Nicasio**  
Video Coordinator



**Joshua Guerra**  
Video Production  
Coordinator



**Allison Maguire**  
Football Creative  
Coordinator



**Ryan Filo**  
Director of Sports  
Performance for Football



**Brian Benitez**  
Head Football  
Trainer



**Dan Stinson**  
Assistant AD/  
Equipment Operations

# DR. LISA CAMPOS



## UTSA Vice President for Intercollegiate Athletics

Introduced as UTSA's Vice President for Intercollegiate Athletics and Athletics Director on Nov. 17, 2017, Dr. Lisa Campos has made an immediate and positive impact on the athletics department, university and community during her time in San Antonio. One of five finalists for the 2022 Sports Business Journal's Athletic Director of the Year, Campos has elevated UTSA Athletics to new heights, most recently leading the Roadrunners into the American Athletic Conference on July 1, 2023.

One of Campos' first tasks upon her hiring was to develop and implement a new strategic plan for the future of UTSA Athletics and align with UTSA President Taylor Eighmy's vision and strategic initiatives for the university. Less than one year later, she introduced the Roadrunner Game Plan, which utilizes three winning values — Excellence, Integrity and Unity — to focus on developing and enhancing the student-athlete experience, creating a culture of excellence, developing resources and uniting the community. The plan's emphasis to develop champions in the classroom, in competition and in life has been evident during her tenure.

UTSA student-athletes have set numerous department records for academic success including achieving an 89% graduation success rate in the most recent report and consistently recording a department GPA above 3.0. Additionally, student-athletes collected nearly 300 Conference USA Commissioner's academic medals and more than 1,000 C-USA Honor Roll certificates over her first five years leading the department, and they recently saw 182 make the American Athletic Conference All-Academic Team in their first year in the league.

Under her leadership, UTSA's sport programs have produced 28 All-Americans and seven Academic All-Americans, as well as more than 200 all-conference honors and over 60 academic all-district accolades. The Roadrunners have captured six team championships — including back-to-back football titles in 2021-22 — and over three dozen individual conference crowns in the last six years.

In her second year at the helm, Campos spearheaded an effort that led to UTSA becoming the first university in the nation to implement the most comprehensive Serious Misconduct rule in the NCAA.

Campos also has overseen the implementation of the Roadrunner Leadership and Professional Development Academy, which offers personal wellness, freshman transition and career development workshops to UTSA's 350-plus student-athletes.

In June 2021, Campos' forward-thinking approach guided UTSA to become one of the first institutions to introduce an educational and life skills program in anticipation of now-implemented NCAA and state legislation related to name, image and likeness (NIL) activities. Runners Go Bold is a comprehensive program providing student-athletes with the knowledge and skills to build their personal brands and financial acumen.

Campos also worked closely with the Roadrunner Foundation and colleagues on campus to guide one of the most ambitious projects in the history of UTSA Athletics — the development of the new state-of-the-art Roadrunner Athletics Center of Excellence, which opened in August 2021. The \$40.8 million, 94,700-square-foot facility serves as the central hub for UTSA Athletics and promotes the academic success, health, wellness and performance of student-athletes.

In 2023, Park West Fieldhouse opened its doors to serve UTSA soccer and track & field student-athletes, as well as the San Antonio and Bexar County communities. The 14,325-square-foot building features space for an athletic training room, locker rooms, team areas and an equipment room.

In 2022 under Campos' direction, TPC San Antonio became the official home of the UTSA men's and women's golf teams. The resort houses two championship-level golf courses, study halls and team rooms for both programs, as well as The Learning Center, an instructional building equipped with the latest golf technology.

Campos recently announced a \$57 million investment, thanks to strong institutional support, fundraising efforts and newly identified financial opportunities, into facilities and capital projects. In early 2025, UTSA will break ground on a \$35 million basketball and volleyball training facility. Over the next five years, UTSA Athletics will also construct player development centers for both baseball and softball, a nutrition performance center for all student-athletes and a covered football pavilion.

Campos has overseen the highest fundraising year in UTSA Athletics history, while also achieving the highest back-to-back fundraising years in department history. She also engineered a balanced 2020 fiscal year budget despite a major loss of revenue resulting from the pandemic.

Under Campos' leadership, UTSA Athletics has increased its brand presence and awareness in San Antonio and has extended its community outreach initiatives, including Operation Defend the Dome, a ticket donation program for area active-duty and veteran military members and their families. As a result, 42,071 fans packed the Alamodome against Baylor on Sept. 8, 2018. Additionally, UTSA led Conference USA in average home attendance during her first full football season in the Alamo City and again in 2021 and 2022, and the Roadrunners drew more than 41,000 fans to each of the last two conference championship games they hosted.

Campos also served as a panelist for the 2018 Greater San Antonio Women in Leadership Symposium, and she was instrumental in UTSA's role as host institution for the 2018 Men's Final Four and 2021 Women's Final Four and in the city landing the 2025 Men's



**UTSA President Taylor Eighmy introduced Lisa Campos as Vice President for Intercollegiate Athletics on Nov. 17, 2017.**

Final Four and 2029 Women's Final Four.

Nationally, Campos was appointed in August 2024 to a four-year term on the NCAA Division I Football Bowl Subdivision Oversight Committee. Campos has represented UTSA on a number of national committees, including a recent term on the NCAA Division I Council, a high-level group responsible for the day-to-day decisions that impact NCAA Division I athletics. She also served as chair of the NCAA Division I Women's Basketball Oversight Committee and on the board of the LEAD1 Association, a membership organization that represents the NCAA Division I Football Bowl Subdivision athletics directors.

Campos also has served as chair of the NCAA Women's Soccer Committee, and has been a member of the NCAA Division I Football Oversight Committee, NCAA Division I Championships/Competition Cabinet and NCAA Rifle Committee.

Campos came to UTSA after five years as the Vice President for Intercollegiate Athletics at Northern Arizona University (NAU), where she led the athletics department through a rebrand and transformed it into one of the Big Sky Conference's premier programs.

During her time in Flagstaff, NAU captured 32 Big Sky and Western Athletic Conference championships and nine teams advanced to NCAA postseason competition, including the first NCAA Division I Championship in school history by the men's cross country team in 2016.

Under her leadership, the Lumberjacks collected two Big Sky Conference Presidents' Cup trophies for overall excellence in competition and in the classroom. The Lumberjacks' athletic achievements led to the men's programs winning the Big Sky All-Sports Trophy four consecutive times from 2014-17. The women's teams captured the trophy in 2014 and 2017.

In the 2016-17 academic year, NAU won eight conference championships and swept the Big Sky All-Sports Trophies for the second time under Campos' guidance.

When Campos was named Vice President for Intercollegiate Athletics at NAU, she became one of 26 females and the youngest in the country to lead a Division I program at the time of her hire. In Spring 2017, she was recognized by Street & Smith's Sports Business Journal's Forty Under 40.

Prior to her time at NAU, Campos was an associate athletics director (2003-06) and senior associate athletics director (2006-12) at UTEP after serving as the university's assistant dean of students from 2001-03.

During her time in El Paso, she cultivated several significant gifts to the program and oversaw a multimillion-dollar budget. Campos also served as sport administrator for the men's and women's cross country, women's soccer, women's volleyball, women's basketball and men's and women's track & field programs. Campos also was the primary administrator for compliance, CHAMPS/Life Skills, strength and conditioning, sports medicine and cheerleading.

Besides serving on a number of NCAA committees while at UTEP, Campos also was a member of the Conference USA Joint Group and served on the Senior Woman Administrator administrative group. In 2005-06, when UTEP joined Conference USA, she served on the C-USA Strategic Planning Committee and assisted in the development of the realigned Conference USA's vision, core values, mission and strategic objectives. She also represented UTEP on conference committees, including the budget subcommittee, legislative committee, championships selection committee and various sport committees.

Campos earned both her bachelor's degree in business administration and her master's degree in student affairs in higher education from Colorado State. She holds a doctorate degree in educational leadership from UTEP.

She and her husband, Darren D'Attilio, have a son, Christopher.





# DR. TAYLOR EIGHMY

## UTSA President

Taylor Eighmy is the sixth president of The University of Texas at San Antonio (UTSA). In addition to serving as university president, Eighmy holds faculty appointments in the Margie and Bill Klesse College of Engineering and Integrated Design's Department of Civil and Environmental Engineering, and the College of Sciences' Department of Integrative Biology.

Eighmy is passionate about the critical role that research universities play in creating and applying knowledge to improve the world. He believes deeply in higher education as a great opportunity provider, especially when grounded in student success. Once more, he is a vigorous advocate for experiential learning—including undergraduate research—as foundational to such success.

Since arriving at UTSA, Eighmy has made great strides toward linking educational attainment to San Antonio's economic development. Under his leadership, UTSA is producing more graduates than ever before, driving job creation and the city's growing knowledge economy. He is nationally recognized for advancing top research universities through strategic government-university-industry collaborations, public-private partnerships and community engagement. These principles are at the heart of his conviction that UTSA is "the university of the future in the city of the future."

Prior to arriving at UTSA in September 2017, Eighmy served as the chief research officer at three top public flagship universities: the University of New Hampshire (UNH), Texas Tech University (TTU), and most recently, at the University of Tennessee, Knoxville (UTK). At UNH, he worked closely with Dartmouth College and the Norris Cotton Cancer Center to establish a National Institute of Health-funded \$14.5 million INBRE institute for biomedical research excellence. Funding for this effort has been renewed. At TTU, he collaborated with the TTU Health Sciences Center to establish the Texas Tech Neuroimaging Institute. He also led efforts with the University of Oklahoma to secure the \$25 million South Central Climate Science Center from the U.S. Geological Survey; funding for this initiative has been renewed. At UTK, Eighmy and colleagues at Oak Ridge National Laboratory directed efforts that resulted in the University of Tennessee's selection to lead the Institute for Advanced Composites Manufacturing Innovation, a \$259 million public-private partnership supported by the U.S. Department of Energy. Funding for this initiative has also been renewed.

Nationally, Eighmy serves on the executive committee of the board of the Association of Public and Land Grant Universities (APLU) Coalition of Urban Serving Universities. Eighmy also chairs the APLU Commission on International Initiatives and represents the Commission on the APLU Board of Directors. He serves on the executive committee of the board of the Alliance of Hispanic Serving Research Universities. He serves on the executive and audit committees on the board of the American Athletic Conference. He is a member of the President's Alliance on Higher Education and Immigration and the Pew Charitable Trusts Presidents' and Chancellors' Council on Public Impact Research. Finally, he serves on the Council of the National Academies' Government-University-Industry Research Roundtable and is a member on the U.S. Council on Competitiveness.

In Texas and more locally, he serves on the board and executive committee of greater:SATX. He also serves on the boards of Tech Bloc San Antonio, Texas Biomedical Research Institute, San Antonio Medical Foundation, World Affairs Council of San Antonio and the Tobin Center for Performing Arts Advisory Committee. He is also a member of the Advisory Council for the United Way of San Antonio and Bexar County and serves as an Advisory Trustee of the Southwest Research Institute. In 2024 he joined the Civic Leadership Team for the 16th Air Force at Lackland Air Force Base in San Antonio.



Previously, he has served on the boards of the Southern Association of Colleges and Schools Commission of Colleges (SACSCOC), Texas International Education Consortium, Conference USA, UP Partnership, Collaborative Composites Solutions Corp (as founder), Oak Ridge Associated Universities (ORAU), ORAU Foundation, Southeastern Universities Research Associates, East Tennessee Economic Development Council, Cherokee Farm Development Corporation, UT Research Foundation, National Wind Resource Center (as founder), National Institute for Renewable Energy, Lubbock Economic Development Alliance, Science Spectrum and Louise H. Underwood Center for the Arts.

### **Education**

Ph.D. in Environmental Engineering - University of New Hampshire  
M.S. in Civil Engineering - University of New Hampshire  
B.S. in Biology - Tufts University

### **Distinctions**

Fellow, American Association for the Advancement of Science  
Fellow, National Academy of Inventors  
Diplomate, American Academy of Environmental Engineers and Scientists

### **Research Interests**

Element speciation, environmental chemistry of leaching behavior, spectroscopic surface analysis, applied geochemistry, reactive barriers, reactive transport modeling, environmental microbiology, biofouling, biofilms, sustainability, carbon sequestration, carbon cycling, and recycled materials.

President Eighmy and his wife Peggy Eighmy have one daughter, Hannah, a pediatric nurse at Boston Children's Hospital, and are the proudest of grandparents to Maeve Elizabeth. They enjoy fly fishing, biking, pickleball, cooking and playing with their dogs Finbarr and Fiona.

# ***MEET THE ROADRUNNERS***



# « MEET THE ROADRUNNERS »

## RETURNEES



**Chase Allen • #82**  
**Place-kicker • 6-2 • 195 • R-Jr.-11**  
**Colleyville, Texas**  
**(Heritage HS/Alabama)**

### 2023

Second-team All-American Athletic Conference selection at kicker ... made 13 of 15 field goals and all 49 extra-point attempts in his debut season with the Roadrunners ... totaled 88 points on the season ... led The American and ranked 14th in the FBS in field-goal percentage (.867) ... equaled the UTSA record for longest field goal with a 53-yard make in the 41-20 home triumph over UAB ... matched the program's single-game standard with seven extra points made in the 49-21 home victory against South Florida ... named AAC Special Teams Player of the Week on Sept. 11 after making 46- and 43-yard field goals and both extra points in the 20-13 home win versus Texas State ... made all three field goal tries in the 37-29 road win over North Texas ... was good from 47 and 26 yards in the 34-14 home victory against Rice ... made both field goal attempts in the 36-10 win at Florida Atlantic ... was 5 for 5 on PATs in the 35-17 victory over Marshall in the Frisco Bowl, the program's first-ever bowl win.

### Prior to UTSA

Graduate transfer kicker from Alabama ... saw action as the Crimson Tide's kickoff specialist in 2020 ... recorded nine touchbacks on 41 kickoffs ... product of Colleyville Heritage High School in the Metroplex ... first-team Max Preps Texas All-State selection as a senior in 2019 ... District 4-5A Special Teams Player of the Year in his final prep season ... three-time all-district kicker ... recorded a touchback on 30 of his 46 kickoffs during his senior year.

### Personal

Born on Sept. 26, 2001 ... earned his bachelor's degree from Alabama prior to transferring to UTSA ... received his bachelor's degree in multidisciplinary studies from UTSA in August 2024.



**Demetris Allen • #73**  
**Offensive Line • 6-3 • 320 • R-Sr.-3L**  
**Hattiesburg, Miss.**  
**(Hattiesburg HS)**

### 2023

Appeared in six games to help UTSA to a 9-4 record and the program's first-ever bowl win ... played 61 snaps, including a season-high 28 in the 20-13 home victory over Texas State ... appeared at both tackle positions as well as at right guard during the season ... posted a pass-blocking grade of 80.4 in the season opener at Houston per Pro Football Focus ... saw action in home wins against UAB, Rice and South Florida ... only allowed two sacks and committed just one penalty according to PFF.

### 2022

Saw action in one contest ... drew the start at right tackle against No. 20 Texas before suffering a season-ending injury on the first drive of the game.

### 2021

Played in seven games and drew the start at left tackle in the 27-13 home victory over Middle Tennessee (Sept. 18) ... also saw action in wins against Lamar, Memphis, Rice, Louisiana Tech and UTEP ... did not commit any penalties and allowed only three sacks and no other hits on the quarterback in 253 snaps according to Pro Football Focus ... helped the offense set school records for total yards (6,146), total yards per game (439.0), passing yards (3,577), passing yards per game (255.5), points scored (516) and points per game (36.9) ... helped UTSA tally 561 yards of offense, including 275 on the ground, in the 44-23 road triumph over UTEP ... helped the rushing attack churn out 261 yards in the 45-0 shutout of Rice.

### 2020

Conference USA All-Freshman Team selection on the offensive line ... played in six games and drew a pair of starts at guard against No. 15 BYU and UTEP ... helped UTSA break single-season records for rushing yards (2,585), rushing yards per game (215.4), yards per rush (5.21) and rushing touchdowns (24) ... key part of an o-line

that helped the Roadrunners tally 600 yards of offense in the 52-21 victory over UTEP ... helped the offense pile up 499 yards of offense, including 330 on the ground, in the 51-48 double-overtime win over Texas State ... helped pave the way for All-American running back Sincere McCormick, who rushed for a school-record 1,467 yards and 11 touchdowns.

### 2019

Redshirted.

### Prior To UTSA

Standout offensive lineman for head coach Tony Vance at Hattiesburg High School ... key member of a line that helped the offense average more than 47 points per game ... helped lead the Tigers to a 13-1 record, a No. 1 ranking and the Mississippi Class 5A playoffs ... helped Hattiesburg to a 14-1 record and the Class 5A state championship game as a junior ... played for the South team in the 70th annual Bernard Blackwell Classic All-Star Game in Gulfport, Miss. ... 10th-ranked offensive lineman in the state of Mississippi according to MaxPreps.

### Personal

Born on May 14, 2001 ... son of Remus and Jennifer Allen ... has one sister ... earned his bachelor's degree in multidisciplinary studies in December 2023.



**David Amador II • #18**  
**Wide Receiver • 6-0 • 195 • So.-1L**  
**Houston, Texas**  
**(North Shore HS)**

### 2023

Played in all 13 contests as a true freshman ... cracked the deep rotation at wide receiver to grab 11 passes for 102 yards and a touchdown ... also rushed for 43 yards on two carries ... made three catches for 44 yards including a season-long 23-yard grab to go along with a 23-yard rush in the 49-21 home triumph over South Florida ... scored his first career TD on a 19-yard reception in the 35-17 victory over Marshall in the Frisco Bowl, the program's first-ever bowl win ... had a pair of catches for 13 yards in the 41-20 home win against UAB ... also hauled in a pair of passes for 13 yards at No. 18 Tulane ... dashed 20 yards on his first career carry in the season opener at Houston.

### Prior to UTSA

All-state performer for head coach Jon Kay at Galena Park North Shore High School ... finished his prep career with 77 receptions for 1,694 yards and 17 touchdowns and 112 carries for 1,140 yards and 16 TDs ... 2022 District 21-6A MVP ... stepped in at quarterback during his senior season after the starter was injured and guided the Mustangs to the Class 6A Division Championship Game ... completed 70 of 95 passes for 1,205 yards and 13 touchdowns and rushed for 861 yards and 13 TDs on 94 attempts ... had 13 receptions for 279 yards (21.5 ypc) and four scores before switching positions ... helped lead North Shore to a 15-1 record and the Class 6A Division I crown as a junior ... caught 41 passes for 784 yards and nine TDs and carried 18 times for 236 yards and three scores in 2021 ... second-team all-state and first-team all-district selection that season ... had 23 catches for 631 yards and four touchdowns as a sophomore ... Dave Campbell's Texas Football Top 300 selection ... three-star prospect by 247Sports and Rivals.

### Personal

Born on Feb. 23, 2004 ... management major.



**Jackson Anderson • #56**  
**Offensive Line • 6-4 • 295 • R-Jr.-SQ**  
**Mineola, Texas**  
**(Mineola HS/Colorado)**

### 2023

Did not appear in any games.

### Prior to UTSA

Transfer offensive lineman from Colorado ... did not see any game action with the

## « MEET THE ROADRUNNERS »

Buffaloes ... three-year standout for head coach Luke Blackwell at Mineola High School ... three-time first-team all-district selection helped Mineola post an 11-2 record as a senior ... played both offensive and defensive line, recording 20 pancake blocks on offense and 41 tackles, including six sacks and nine tackles for loss ... Mineola averaged 369.0 rushing yards per game and scored 75 touchdowns on offense ... totaled 22 tackles, including two sacks, as a junior ... three-star recruit by 247Sports and ESPN ... also played basketball and competed in track & field.

### Personal

Born on Oct. 21, 2002, in Tyler, Texas ... parents are Leon and Amy Anderson ... has twin brothers, Austin and Riley, who both played football at Texas A&M ... father played football at Southern Miss ... communication major.



**Nnanna Anyanwu • #33**  
**Outside Linebacker • 6-5 • 240 • R-So.-TR**  
**Hampton, Ga.**  
**(Lovejoy HS/Coffeyville [Kan.] CC)**

### 2023

Saw action in the first two games before suffering a season-ending injury in the 20-13 home win over Texas State ... had a half-tackle for loss in the season opener at Houston ... record one assisted tackle against Texas State.

### Prior to UTSA

Standout defender at Coffeyville Community College in Kansas ... recorded 25 tackles, seven tackles for loss, 3.5 sacks, one pass breakup and a fumble recovery in 2022 to help lead the Red Ravens to the semifinal round of the NJCAA playoffs in 2022 ... logged a sack in victories against Iowa Central and Iowa Western, as well as in the semifinal setback to Hutchinson ... earned honorable mention All-KJCCC accolades ... posted 21 total tackles, seven tackles for loss and two sacks as a freshman ... All-Region 4-AAAAA defensive lineman at Lovejoy High School in Georgia.

### Personal

Born on March 5, 2002, in Riverdale, Georgia ... son of Paul and Victoria Anyanwu ... has three siblings, Paul, Randy and Jeffrey ... brother, Randy, played at Buffalo ... multidisciplinary studies major.



**Kevorian Barnes • #4**  
**Running Back • 5-9 • 210 • R-Jr.-2L**  
**San Augustine, Texas**  
**(San Augustine HS)**

### 2023

Made 11 starts and played in 12 games at running back ... rushed for a team-high 715 yards and six touchdowns on 147 attempts ... also caught 14 passes for 61 yards ... logged a trio of 100-yard rushing games ... opened the campaign with 103 yards and a TD on 16 carries at Houston ... also went for 103 on 26 totes in the 20-13 home victory over Texas State ... gashed North Texas for a season-high 129 yards and two scores on 16 rushes in the 37-29 road triumph ... piled up 92 rushing yards on 12 carries against No. 18 Tulane ... posted 76 yards and two touchdowns on the ground in the 41-20 home victory over UAB ... had 10 totes for 56 yards in the 36-10 win at Florida Atlantic.

### 2022

Conference USA Freshman of the Year ... named to the C-USA All-Freshman Team and was honorable mention all-conference at running back ... Dave Campbell's Texas Football All-Texas College Second Team selection ... played in 13 games and drew a pair of starts in the backfield ... rushed for 845 yards and six touchdowns on 135 carries ... averaged 6.3 yards per rush and 65.0 yards per game ... 825 of his rushing yards came over the final eight contests ... topped the 100-yard mark on the ground in five contests ... burst onto the scene with 128 yards and two TDs on 20 totes as well as a 13-yard reception in the 30-10 win at FIU ... gashed North Texas for a season-best 175 yards and a score on 28 carries in the 48-27 victory in the C-USA Championship Game ... piled up 132 yards including a season-long 53-yard dash versus No. 23 Troy in the Cure Bowl ... rushed for 114 yards and two touchdowns on 16 attempts and caught two passes for 38 yards in the 44-38 double-overtime triumph over UAB ... had 103 yards and a pair of TDs on just 11 carries in the 51-7 victory

over Louisiana Tech ... rushed for 55 yards and had 28 receiving yards in the 34-31 comeback win over UTEP ... tallied 64 yards on the ground and 21 through the air in the 41-7 road win over Rice.

### 2021

Played in a pair of games and used his redshirt season ... rushed for 16 yards on six carries with a long of 11 in the 45-0 shutout of Rice ... saw action against San Diego State in the Frisco Bowl ... Conference USA Commissioner's Honor Roll member.

### Prior to UTSA

Four-year letterman and three-year team captain for head coach Marty Murr at San Augustine High School in East Texas ... piled up more than 4,000 rushing yards during his prep career ... helped the Wolves win their region and advance to the state semifinal round three times ... three-time all-district performer ... topped 1,000 yards on the ground for the third straight season as a senior in 2020 ... rushed for 2,197 yards and 29 touchdowns on 142 carries as a junior ... averaged 15.5 yards per rush and 156.9 yards per game ... also caught seven passes for 131 yards and a pair of scores in 2019 ... racked up 321 yards and six TDs on the ground in an 84-46 area-round playoff win over Normangee ... registered 70 tackles, 10 PBUs and two interceptions as a junior ... rushed for 1,053 yards and 16 TDs as a sophomore ... 3-star prospect by 247Sports and ESPN ... also competed for the track & field, baseball, basketball and powerlifting teams ... helped the Wolves to a pair of state track & field meet appearances, including a state title in the 4x200-meter relay ... member of the National Honor Society and National Society of High School Scholars.

### Personal

Born on Aug. 10, 2003, in Nacogdoches, Texas ... son of Kevon and Latasha Barnes ... marketing major.



**Walker Baty • #67**  
**Offensive Line • 6-4 • 310 • R-Jr.-3L**  
**Liberty Hill, Texas**  
**(Liberty Hill HS)**

### 2023

Played in all 13 contests and drew four starts in the first four games ... played 293 snaps at left tackle, including a season-high 93 in the 20-13 win over Texas State ... was charged with only three sacks and one penalty according to Pro Football Focus ... helped the offense pile up 1,468 yards, including 575 on the ground (143.8 per game), during his four starts.

### 2022

Honorable Mention All-Conference USA performer on the offensive line in his first season playing the position ... began the year on the defensive line but made the switch in late September ... played in 13 games and drew seven starts at left tackle ... key member of an offense that ranked 12th nationally in total offense (476.0 ypg), 13th in passing yards per game (300.7) and 14th in scoring (36.8) ... helped provide protection for an aerial attack that set single season school records for passing yards (4,210), passing touchdowns (34), completions (341), attempts (503), completion percentage (.678) and passing efficiency (156.8) ... also helped pave the way for a ground game that churned out 2,454 rushing yards and 28 touchdowns ... surrendered only two sacks in 242 pass-blocking snaps and committed just three penalties in 461 plays according to Pro Football Focus.

### 2021

Appeared in four contests and used his redshirt season ... recorded a tackle in the 37-30 road victory over Illinois ... also saw action in the wins over Lamar and Middle Tennessee and versus San Diego State in the Frisco Bowl.

### 2020

Played in seven games as a true freshman ... logged his first career tackle against FAU ... saw action in wins against SFA, Louisiana Tech, UTEP, Southern Miss and North Texas.

### Prior to UTSA

One of the top defensive linemen in the Central Texas region for head coach Jeff Walker at Liberty Hill High School ... All-CenTex and first-team District 14-4A Division I selection at defensive end ... registered 76 tackles, including 53 solo stops, 18.0 tackles for loss and 11 sacks as a senior ... also recorded four pass breakups, three quarterback hurries, two forced fumbles and a fumble recovery ... posted eight

# « MEET THE ROADRUNNERS »

tackles and four sacks in a 44-8 win against West Columbia Charter ... had a pair of sacks in wins over La Feria and El Campo ... named Defensive MVP of the Blue-Grey Football All-American Bowl in January at AT&T Stadium in Arlington ... first-team all-district selection as a junior after posting 50 tackles, 11 tackles for loss and nine sacks ... helped Liberty Hill to a 13-2 record and the 2018 Class 4A Division I state championship game ... also played basketball for the Panthers ... averaged 8.5 points and 6.1 rebounds per game as a junior.

## Personal

Born on Oct. 23, 2001 ... cousin of current New York Mets infielder Brett Baty ... earned his bachelor's degree in multidisciplinary studies in 2024.



**Brandon Brown • #2**  
**Defensive Line • 6-2 • 320 • Sr.-3L**  
**Katy, Texas**  
**(Morton Ranch HS/Tulane)**

## 2023

Third-team All-American Athletic Conference performer on the defensive line ... started all 13 games ... registered 20 total tackles, nine solo stops, 4.5 tackles for loss, one sack, two quarterback hurries, one forced fumble and a fumble recovery ... made two tackles in nine different contests ... had a pair of solo stops, including one behind the line of scrimmage, in the 20-13 home win over Texas State ... also had two unassisted tackles with one TFL to along with a forced fumble in the 37-29 win at North Texas ... logged two tackles at No. 20 Tennessee ... had two tackles in the 49-34 road triumph over Temple ... had a tackle for a loss in home victories over Rice and South Florida.

## 2022

First-team All-Conference USA selection on the defensive line ... started all 14 contests ... recorded 21 total tackles, 11 solo stops, 6.5 tackles for loss, 1.5 sacks, two quarterback hurries and a forced fumble ... posted 1.5 sacks and forced a fumble against No. 24 Houston ... had three stops, including a half-TFL, against No. 20 Texas ... tallied three tackles, including one for a 5-yard loss, and a QB pressure in the 31-28 victory against WKU ... made two stops with one behind the line of scrimmage in the 44-38 double-overtime win at UAB ... also had a TFL in the 41-7 win at Rice and in the Cure Bowl versus No. 23 Troy.

## 2021

Honorable mention All-Conference USA and C-USA All-Freshman Team selection in his debut season with UTSA ... saw action in all 14 games and drew starts on the defensive line in seven contests ... registered 23 total tackles, nine solo stops, three tackles for loss, three pass breakups and a forced fumble ... logged four tackles, 1.5 TFL and forced a fumble in the 34-31 home victory against UAB ... had three stops, including one behind the line of scrimmage, in the 44-23 road win over UTEP ... posted four tackles versus North Texas ... batted down three pass attempts at the line in the 52-46 win at WKU ... made three tackles against San Diego State in the Frisco Bowl ... recorded a pair of solo stops in the 24-17 victory against UNLV ... also tallied two tackles in wins over Rice, Louisiana Tech and Southern Miss.

## Prior to UTSA

Transfer from Tulane who appeared in one game for the Green Wave as a true freshman in 2020 ... recorded a solo tackle against Temple ... finished his senior season at Morton Ranch High School with 87 total tackles, (51 solo), seven sacks, three forced fumbles and four quarterback hurries... had 52 tackles (39 solo), nine sacks, two forced fumbles and a fumble recovery en route to first-team all-district accolades as a junior ... 3-star prospect by 247Sports.

## Personal

Born on Aug. 8, 2001 ... multidisciplinary studies major.



**Kaleb Brown • #43**  
**Inside Linebacker • 6-1 • 225 • R-So.-1L**  
**Austin, Texas**  
**(LBJ HS)**

## 2023

Played in 10 contests ... recorded seven total tackles, three solo stops and a pass breakup ... made a pair of stops in the 41-20 home triumph over UAB ... had a tackle and a PBU in the 34-14 win against Rice ... recorded a solo tackle at No. 20 Tennessee.

## 2022

Appeared in four games and used his redshirt season ... made one tackle in the 52-24 win over Texas Southern ... also saw action in the 51-7 victory against Louisiana Tech, the 48-27 C-USA Championship Game win versus North Texas and in the Cure Bowl against No. 23 Troy.

## Prior to UTSA

Standout linebacker for head coach Jahmal Fenner at LBJ High School in Austin, Texas ... earned first-team all-district honors as a senior ... registered 125 tackles, 14 tackles for a loss and a pair of interceptions in 2021 ... helped lead the Jaguars to a 15-1 record, the district title and the school's first appearance in the Class 4A Division I state championship game ... starred at Del Valle High School near Austin before moving to LBJ ... three-star prospect according to 247Sports, Rivals and ESPN.

## Personal

Born on Sept. 26, 2003 ... psychology major.



**Chris Bryson II • #16**  
**Money Backer • 6-1 • 200 • Fr.-RS**  
**San Antonio, Texas**  
**(Brandeis HS)**

## 2023

Did not appear in any games.

## Prior to UTSA

Standout defender at Brandeis High School in San Antonio ... earned Padilla Poll first-team all-state honors in 2022 ... registered 84 total tackles, including 21.0 tackles for loss and four sacks, as a senior ... also picked off three passes in 2022 ... helped Brandeis to a 9-3 overall record and the second round of the state playoffs in his final season ... played in the San Antonio All-Star Football Game.

## Personal

Born on May 17, 2005 ... computer science major.



**Jameian Buxton • #98**  
**Defensive Line • 6-1 • 325 • So.-1L**  
**New Orleans, La.**  
**(Warren Easton)**

## 2023

Appeared in 10 contests ... registered a pair of tackles ... posted one stop in the 49-34 road triumph over Temple ... also made a tackle in the 41-27 home victory against East Carolina ... also saw action in wins over UAB, Florida Atlantic, North Texas, Rice, South Florida and Marshall.

## Prior to UTSA

All-district defensive lineman for head coach Jerry Phillips at Warren Easton High School ... helped lead the Eagles to a 10-2 record and the state playoffs as a senior ... registered 27 tackles and five tackles for loss as a junior ... started his prep career at Thibodaux High School before transferring to Warren Easton after damage to the area from Hurricane Ida ... recorded 36 tackles, eight TFLs, six sacks, one forced fumble and a fumble recovery in 2020 ... three-star prospect by 247Sports and Rivals ... No. 4-rated defensive lineman in the state of Louisiana for the class of 2023 ... also played basketball in high school.

# « MEET THE ROADRUNNERS »

## Personal

Born on Feb. 12, 2005, in Houma, Louisiana ... son of James Buxton and Chandra Williams ... has one brother, Delwin Williams, who played football at Southern, and a sister, Summer Sautler ... nickname is "Big Baby" ... multidisciplinary studies major.



**Oscar Cardenas • #0**  
**Tight End • 6-4 • 265 • R-Sr.-4L**  
**San Antonio, Texas**  
**(Brandeis HS)**

## 2023

Third-team All-American Athletic Conference selection at tight end ... caught 32 passes for 280 yards and two touchdowns ... hauled in a season-high five passes for 51 yards in the 49-34 road triumph over Temple ... made four grabs for 21 yards and a TD in the 41-27 home victory against East Carolina ... also posted four receptions for 21 yards and a score at No. 18 Tulane ... was on the receiving end of four passes for 37 yards in the 49-21 home win versus South Florida ... had four catches for 31 yards at No. 20 Tennessee ... made a 27-yard reception in the 37-29 win at North Texas.

## 2022

Honorable mention All-Conference USA performer at tight end ... earned starts in all 14 contests ... caught 31 passes for 438 yards and two touchdowns ... averaged 14.1 yards per reception ... hauled in six passes for 84 yards and a TD in the 48-27 victory over North Texas in the C-USA Championship Game ... had four receptions for 86 yards, including a season-long 54-yard catch, in the 44-38 double-overtime win at UAB ... made five grabs for 62 yards in the Cure Bowl against No. 23 Troy ... had three catches for 57 yards, including a key, one-handed reception on the game-winning drive in the final minute of the 31-27 victory over North Texas ... was on the receiving end of a 16-yard TD pass in the 41-7 road triumph over Rice ... caught two passes for 36 yards in the season opener versus No. 24 Houston ... totaled 28 receiving yards and had a 2-yard rush on a quarterback sneak against No. 20 Texas ... member of the preseason watch list for the John Mackey Award ... C-USA Commissioner's Honor Roll member.

## 2021

Appeared in all 14 games and made four starts at tight end ... had 16 receptions for 233 yards and two touchdowns ... hauled in the game-winning TD reception on a tipped pass with three seconds left in the 34-31 victory over UAB ... also had a 28-yard catch on the game-winning drive in the final minute versus the Blazers ... caught two passes for 19 yards including an 11-yard TD in the 52-46 road triumph over WKU ... had a pair of receptions for 33 yards versus San Diego State in the Frisco Bowl ... was on the receiving end of two passes for 24 yards in the 49-41 victory over WKU in the Conference USA Championship Game ... hauled in a 24-yard pass in the 24-17 win against UNLV ... C-USA Commissioner's Honor Roll member.

## 2020

Played in all 12 contests and drew one start at tight end ... caught three passes for 46 yards (15.3 avg.), all in the final four games of the season ... was on the receiving end of a 21-yard pass against No. 16 Louisiana in the SERVPRO First Responder Bowl ... had an 18-yard reception in the 52-21 win over UTEP ... hauled in a seven-yard pass in the 49-17 rout of North Texas ... also was a key contributor on special teams ... C-USA Commissioner's Honor Roll member.

## 2019

Appeared in four games and redshirted the season ... saw action at tight end and on special teams ... played in wins versus UIW and Old Dominion ... C-USA Commissioner's Honor Roll member.

## Prior to UTSA

Unanimous first-team all-district tight end as a senior for head coach David Branscom at San Antonio Brandeis High School ... helped lead the Broncos to the quarterfinal round of the Class 6A Division II playoffs in 2018 ... recorded 27 catches for 489 yards and five TDs during the regular season ... caught two TD passes for a total of 52 yards in a 59-14 victory against Stevens ... Dave Campbell's Texas Football Top 300 prospect ... played in the San Antonio Sports All-Star Game in January at the Alamodome ... hauled in 24 passes for 374 yards and five TDs as a junior ... also played baseball.

## Personal

Born on July 25, 2001 ... son of Oscar and Barbara Cardenas ... father played college baseball at Hill College and was selected in the 10th round of the 1979 MLB January draft by the Texas Rangers ... has two sisters who attend UTSA ... earned his bachelor's degree in May 2023 ... currently working toward his master's degree in educational leadership.



**Chris Carpenter • #5**  
**Wide Receiver • 5-11 • 160 • Sr.-2L**  
**Jacksonville, Texas**  
**(Jacksonville HS/Colorado)**

## 2023

Appeared in 12 games and made a pair of starts ... caught seven passes for 52 yards ... UTSA's primary return specialist ... had 16 punt returns for 109 yards including a 50-yard touchdown in the 34-14 home win over Rice ... logged a 22-yard punt return in the 41-20 victory versus UAB ... returned a punt 21 yards in the 36-10 road triumph over Florida Atlantic ... also had nine kickoff returns for 113 yards ... made three receptions for 17 yards and had a 25-yard kickoff return in the 20-13 win against Texas State ... caught a pair of passes for 13 yards in the 35-17 victory over Marshall in the Frisco Bowl, the program's first-ever bowl win ... had a 16-yard grab in the season opener at Houston.

## 2022

Honorable mention All-Conference USA selection at kick returner ... became the first Roadrunner to return a kickoff for a touchdown when he went 97 yards to paydirt in the 52-24 win over Texas Southern ... totaled 316 kick return yards on 11 returns for a 28.7-yard average ... played in 12 contests and drew one start ... caught nine passes for 74 yards ... also had three rushing attempts for 18 yards ... had seven receptions for 59 yards with a long of 22 yards in his first career start versus No. 23 Troy in the Cure Bowl ... made a 10-yard grab in the 34-31 comeback win over UTEP ... had a 5-yard reception and a 37-yard kickoff return in the 41-7 road triumph over Rice.

## Prior to UTSA

Transfer wide receiver from Colorado who will have three years of eligibility remaining ... caught seven passes for 45 yards in 2021 ... had a 19-yard reception in a win over Arizona and a 15-yard catch against Washington ... posted two receptions against both Oregon and Oregon State ... appeared in two games in his true freshman season in 2020 ... four-year letterman at Jacksonville High School under head coach Wayne Coleman ... caught 97 passes for 1,448 yards and nine touchdowns, ran the ball 43 times for 323 yards and three touchdowns and completed his only pass attempt, which went 29 yards for a touchdown, during his prep career ... also recorded a pair of interceptions, 12 kick returns for 275 yards and a touchdown and five punt returns for 63 yards ... caught 47 passes for 657 yards and six touchdowns and rushed 12 times for 33 yards in eight games as a senior ... also registered 10 tackles and an interception in 2019 ... caught 13 passes for 275 yards and two TDs in a 49-48 win over Palestine ... named first-team All-District 16-5A as a junior after catching 31 passes for 501 yards and two TDs while rushing 24 times for 255 yards and three scores ... carried six times for 153 yards and three touchdowns and logged two catches for 41 yards in a 43-27 win over Mt. Pleasant ... added two kick returns for 112 yards and a touchdown in 2018 ... had 19 receptions for 290 yards and a TD as a sophomore ... registered seven catches for 101 yards versus Lindale ... consensus three-star prospect coming out of high school ... also competed in soccer, basketball and track & field in high school ... prep personal bests included 21.0 seconds in the 200 meters, 6-0 in the high jump and 44-4.75 in the triple jump.

## Personal

Born on Sept. 19, 2001, in Jacksonville, Texas ... son of Delanna Hollis ... has one younger brother ... multidisciplinary studies major.

# « MEET THE ROADRUNNERS »



**De'Corian "JT" Clark • #1**  
**Wide Receiver • 6-3 • 220 • Sr.-4L**  
**Fort Worth, Texas**  
**(Wyatt HS)**

## 2023

Saw limited action in a pair of games due to injury.

## 2022

Second-team All-Conference USA selection at wide receiver ... started the first none contests before suffering a season-ending injury against UAB ... caught 51 passes for 741 yards and eight touchdowns ... averaged 14.5 yards per reception and 82.3 yards per game ... set the school's single-game standard for receiving yards with 217 on nine catches and turned three of those into scores to match his own UTSA record in the 52-24 rout of Texas Southern ... hauled in eight passes for 139 yards in the 45-30 road triumph over Middle Tennessee ... opened the campaign with six receptions for 70 yards and a pair of TDs against No. 24 Houston ... made seven grabs for 90 yards including the game-winning touchdown in the 41-38 overtime victory at Army ... also had the game-winning TD on a 10-yard catch in the corner of the end zone to cap off a six-reception, 54-yard day in the 31-27 victory against North Texas ... was on the receiving end of five passes for 40 yards against No. 20 Texas ... piled up 62 receiving yards and a TD on four catches in the 31-28 win over WKU ... made five catches for 60 yards in the 30-10 road win over FIU ... member of the Biletnikoff Award watch list.

## 2021

Appeared in all 14 games and drew 10 starts at wide receiver ... caught 52 passes for 755 yards and seven touchdowns ... averaged 14.5 yards per reception and 53.9 yards per contest ... piled up a season-high 160 receiving yards and a program-record three touchdown receptions on seven catches in the 52-46 road victory over WKU ... had 109 yards and a score on seven receptions in the 24-17 home triumph over UNLV ... caught six passes for 104 yards in the 34-31 win over UAB ... hauled in six passes for 72 yards and a TD versus San Diego State in the Frisco Bowl ... caught five passes for 46 yards in the 27-13 victory against Middle Tennessee ... had a season-long 47-yard catch in the 44-23 road win over UTEP ... caught a 28-yard touchdown pass in the fourth quarter as part of a four-reception, 59-yard output in the 49-41 win against WKU in the C-USA Championship Game.

## 2020

Played in 11 contests ... had eight receptions for 58 yards and a touchdown ... hauled in six passes for 41 yards in the 51-48 double-overtime win at Texas State ... grabbed a 15-yard TD pass in the corner of the end zone in the 49-17 rout of North Texas ... also had a 2-yard catch in the 24-10 victory against SFA ... carried once for 12 yards in the 52-21 triumph over UTEP ... also saw time on special teams.

## 2019

Appeared in eight contests during his true freshman campaign ... had a 5-yard reception at Louisiana Tech.

## Prior to UTSA

Multi-sport athlete at O.D. Wyatt High School in Fort Worth ... standout wide receiver and returner for head coach Zach Criss ... was named District MVP as a senior to help lead the Chaparrals to the Class 5A Division II playoffs in 2018 ... turned in a season-high 239 receiving yards and a pair of TDs in a regular season contest ... starred at Everman High School as a junior ... caught 26 passes for 719 yards and 11 touchdowns to help lead the Bulldogs to a district title and the Class 5A Division II playoffs ... was a track & field standout ... leaped 24-8 to earn runner-up honors in the long jump at the Class 5A state meet as a senior at Wyatt ... set the school record in the long jump with a 24-9 1/2 mark in winning the Class 5A Area Meet ... also played basketball at both Everman and Wyatt.

## Personal

Born on March 10, 2001 ... son of Fred Playford and Sarae Jordan ... has one brother, Daveyon and one sister Imunique ... goes by "JT" which is short for his middle name, John Thomas ... earned his bachelor's degree in women's studies in May 2024.



**Christian Clayton • #95**  
**Defensive Line • 6-2 • 335 • R-Sr.-4L**  
**Fort Worth, Texas**  
**(South Hills HS)**

## 2023

Played in all 13 contests ... posted 10 total tackles, three solo stops and 0.5 tackles for loss ... logged a season-best three tackles in the 49-21 home victory over South Florida ... registered two tackles in the 37-29 win at North Texas ... made a pair of tackles against Army ... recorded a half-TFL in the 49-34 road triumph over Temple ... had a solo stop in the season opener at Houston.

## 2022

Appeared in 12 games ... registered 15 total tackles, six solo stops, two tackles for loss and a quarterback hurry ... posted a season-high four tackles, including one behind the line of scrimmage, to go with a QB pressure in the 52-24 victory over Texas Southern ... recorded three tackles in the 34-31 comeback win over UTEP ... had a pair of stops, including a half-TFL, against No. 20 Texas ... also had two tackles with a half-TFL in the 30-10 road triumph over FIU.

## 2021

Played in all 14 games ... posted 19 total tackles, four solo stops, 1.5 tackles for loss and two quarterback hurries ... registered three stops with a half-TFL in the 34-31 home win over UAB ... also made three tackles in the road victory over Memphis ... had a pair of tackles and a hurry in the 45-0 shutout of Rice ... made a pair of stops in the 37-30 season-opening win at Illinois ... recorded two tackles in the win over Southern Miss ... ended the campaign with two stops in the 49-41 win over WKU in the Conference USA Championship Game and against San Diego State in the Frisco Bowl.

## 2020

C-USA All-Freshman Team selection on the defensive line ... appeared in all 12 contests ... registered 21 tackles, including 11 solo stops, 7.5 tackles for loss and a pair of sacks ... also recovered two fumbles and forced a fumble ... had four tackles, including a pair behind the line of scrimmage, against UAB ... also recorded four stops, including a sack for an 8-yard loss, in the 49-17 rout of North Texas ... had two TFL, including a sack, versus Army ... logged a pair of tackles and forced a fumble in the 51-48 double-overtime win at Texas State ... had two stops and recovered a fumble in the 27-26 win over Louisiana Tech ... returned a fumble 10 yards in the 52-21 victory against UTEP ... had three stops at FAU.

## 2019

Played in three games and redshirted the season ... saw action in victories against Rice and Old Dominion.

## Prior to UTSA

Unanimous first-team All-District 3-5A performer for head coach Mika Harp at South Hills High School in Fort Worth ... registered 97 tackles (60 unassisted), one sack and a fumble recovery as a senior ... was named his team's Defensive MVP in 2018 ... posted a season-high 18 stops (11 unassisted) against Fort Worth Brewer ... had 14 tackles against Crowley and 13 stops versus Fort Worth Arlington Heights ... helped lead the Scorpions to a 10-1 overall record and a perfect 7-0 district mark as a junior in 2017.

## Personal

Born on June 8, 2000 ... has one brother and one sister ... earned his bachelor's degree in multidisciplinary studies in December 2023.



**Cade Collenback • #52**  
**Long Snapper • 6-2 • 240 • R-Sr.-3L**  
**San Antonio, Texas**  
**(O'Connor HS/Tyler JC)**

## 2023

Appeared in all 13 games as UTSA's primary long snapper ... key member of special teams units that saw place-kicker Chase Allen and punter Lucas Dean collect second-team All-American Athletic Conference honors ... snapped for Dean, who averaged 42.3 yards on 51 punts ... the punt coverage unit surrendered only seven returns for 52 yards ... snapped for Allen, who made 13 of 15 field goals and all 49 extra point attempts.

# « MEET THE ROADRUNNERS »

## 2022

Played in all 14 contests ... split long-snapping duties with Caleb Cantrell ... snapped primarily for the field goal/extra point unit ... key part of the success of place-kicker Jared Sackett, who was 22 of 27 on field-goal attempts and a perfect 59 for 59 on PATs ... Sackett earned Conference USA Special Teams Player of the Week honors a school-record five times during the season ... C-USA Commissioner's Honor Roll member.

## 2021

Did not appear in any games and used his redshirt season ... C-USA Commissioner's Honor Roll member.

## 2020

Saw action in five contests, primarily as the snapper on the field goal/extra-point unit ... handled all snapping duties against No. 16 Louisiana in the SERVPRO First Responder Bowl ... key member of a special teams unit that saw Lou Groza Award semifinalist Hunter Duplessis earn honorable mention All-America and first-team all-conference honors ... C-USA Commissioner's Honor Roll member.

## Prior to UTSA

All-conference selection at deep snapper in 2019 as a true freshman for Tyler Junior College ... standout in two sports at O'Connor High School ... three-year letterwinner in football for head coach David Malesky ... helped the Panthers to back-to-back district titles as a junior and senior ... named O'Connor's Special Teams MVP ... played in the 2019 San Antonio Sports All-Star Game at the Alamodome ... four-year standout for O'Connor's baseball team under his father and head coach David Collenback ... helped the Panthers win four straight district crowns ... batted .408 during his prep career ... all-state selection at first base as a senior ... two-time first-team all-district pick ... also collected all-city honors ... played in several all-star games following his senior season.

## Personal

Born on June 8, 2000, in San Antonio ... son of David and Lauren Collenback ... has a sister, Laine ... earned his bachelor's degree in kinesiology in May 2023 ... comes from an athletic family, as his father, David, played football and baseball at Trinity University in San Antonio ... grandfather, William, lettered in track & field at Texas in 1952-54 ... grandfather, Leo Seitz III, is in the Ball State Athletics Hall of Fame after playing football there in 1962-65 before a pro career with the San Antonio Toros of the CFL in 1968-74 ... an uncle, Leo Seitz IV, played football at Texas State in 1995-97 ... a cousin, Russell Dear, played football at UIW.



**Camron Cooper • #23**  
**Inside Linebacker • 6-3 • 245 • R-So.-1L**  
**Dayton, Texas**  
**(Dayton HS)**

## 2023

Appeared in all 13 contests, primarily on special teams ... recorded a tackle at No. 18 Tulane ... had a 22-yard kickoff return in the 41-20 home victory against UAB.

## 2022

Played in four games and used his redshirt season ... caught his first career pass, a 4-yard grab in the 51-7 victory over Louisiana Tech ... also saw action against Texas Southern, FIU and No. 23 Troy ... Conference USA Commissioner's Honor Roll member.

## Prior to UTSA

Two-way star for head coach Blake Ware at Dayton High School ... first-team all-district selection at both defensive line and tight end as a senior ... had 73 tackles, 17 tackles for a loss, seven sacks, 15 quarterback hurries and a pair of forced fumbles in 2021 ... totaled six catches for 225 yards, with three receiving touchdowns and one rushing TD as a senior ... first-team all-district performer as a junior ... three-star prospect according to 247Sports, Rivals and ESPN ... earned academic all-district honors ... also a member of the basketball team.

## Personal

Born on July 16, 2003, in Temple, Texas ... son of Jakari and Melissa Cooper ... has two brothers, Jordan and Jakari ... brother, Jordan, plays football at Waldorf University ... management major.



**Mason Culton • #42**  
**Running Back • 5-7 • 195 • R-Fr.-SQ**  
**Cypress, Texas**  
**(Bridgeland HS)**

## 2023

Did not appear in any games.

## Prior to UTSA

Standout running back at Bridgeland High School in the Greater Houston Area ... recorded more than 2,300 all-purpose yards and scored 28 touchdowns during his four-year prep career ... piled up 842 yards and 16 TDs on the ground and caught 14 passes for 161 yards and a pair of scores as a sophomore ... had 784 yards and nine touchdowns to go with 22 receptions for 187 yards as a junior ... also played baseball.

## Personal

Born on July 27, 2004 ... engineering major.



**Elliott Davison • #6**  
**Safety • 6-0 • 190 • R-Sr.-1L**  
**Tyler, Texas**  
**(Lee HS/UIW)**

## 2023

Appeared in all 13 games and drew a start versus No. 20 Tennessee ... posted 40 total tackles, 24 solo stops, one tackle for loss, two interceptions, one pass breakup and a quarterback hurry ... had a 76-yard interception return — the fourth-longest in program history — in the 41-20 home win over UAB ... also picked off a pass to go along with a pair of tackles in the 41-27 victory against East Carolina ... made a season-high six stops, including one TFL, at No. 20 Tennessee ... had five tackles in the 37-29 road triumph over North Texas and against Army ... logged four unassisted tackles in the 34-14 home win against Rice ... was in on three stops in the 35-17 victory over Marshall in the Frisco Bowl, the program's first-ever bowl win.

## Prior to UTSA

Transfer defensive back from across San Antonio at UIW ... played three seasons for the Cardinals, appearing in 27 games over the past two years as a safety ... helped lead UIW to the semifinal round of the 2022 FCS Playoffs, finishing 12-2 and ranking as high as No. 5 nationally ... leader on a unit that ranked fourth in the FCS in passing efficiency defense ... recorded 42 tackles, including 30 solo stops, collected six pass breakups and shared the team lead with three interceptions ... led the Southland Conference and ranked eighth nationally with 0.7 interceptions per game, also pacing the league and ranking ninth nationally with 1.7 passes defended per game ... played in 11 games to help guide UIW to a 10-3 record and two-game push into the playoffs in 2021 ... led the team with four interceptions and ranked third in total tackles with 55, also collecting seven PBUs ... posted five tackles and two interceptions in the 2021 overtime playoff win against SFA ... despite playing just five games his first season, still registered an interception and three PBUs ... played his prep football at Tyler Lee High School under current UTSA offensive line coach Kurt Traylor and Corey Chancellor ... tallied 108 tackles with 76 solo stops, grabbed six interceptions, recorded seven pass breakups and blocked one field goal to lead the Red Raiders to the playoffs as a senior ... earned first team all-district honors ... 2019 academic all-state honorable mention ... second team all-district and second-team all-East Texas as a junior ... earned second team all-district accolades as a sophomore.

## Personal

Born on Dec. 19, 2001 ... son of Victor and Karin Davison ... has one brother, Isaiah, who played football at Hendrix College ... management major.



# « MEET THE ROADRUNNERS »



**Dan Dishman • #80**  
**Tight End • 6-6 • 245 • R-Jr.-3L**  
**Seabrook, Texas**  
**(Clear Falls HS)**

## 2023

Appeared in five games ... had three receptions for 30 yards ... made a 17-yard grab in the season opener at Houston ... had a pair of catches for 13 yards in the 49-21 home victory over South Florida ... saw action in the 35-17 victory over Marshall in the Frisco Bowl, the program's first-ever bowl win.

## 2022

Played in all 14 contests and drew a pair of starts at tight end ... caught 13 passes for 154 yards and a touchdown ... averaged 11.8 yards per reception ... hauled in two passes for 48 yards, including a 42-yard TD in the 30-10 road triumph over FIU ... had two catches for 22 yards against No. 20 Texas ... posted a pair of receptions for a total of 13 yards in the 51-7 rout of Louisiana Tech ... caught two balls for nine yards in the 48-27 victory over North Texas in the Conference USA Championship Game ... logged a 20-yard reception in the Cure Bowl versus No. 23 Troy.

## 2021

Conference USA All-Freshman Team selection ... played in eight games ... caught two passes for 20 yards ... both of his receptions came in the 31-28 comeback win at Memphis ... saw action in the first six contests before suffering an injury in the 52-46 road victory over WKU ... returned from injury and played in games against North Texas and San Diego State.

## 2020

Did not appear in any games.

## Prior to UTSA

One of the top receiving threats in the Greater Houston Area for head coach Zach Head at Clear Falls High School ... garnered first-team All-District 24-6A honors as a senior in 2019 ... had 51 receptions for 983 yards and 11 touchdowns as a senior ... averaged 19.3 yards per catch and 98.3 yards per game ... posted a season-high 212 receiving yards and three scores on nine catches in a 42-34 victory against Clear Brook ... caught five balls for 191 yards and a TD in a 41-33 win over South Houston ... was on the receiving end of eight passes for 141 yards versus Clear Springs ... had nine receptions for 150 yards and three touchdowns in a 69-42 win over Clear Creek ... had 82 yards and a pair of TDs on six receptions in a 49-7 triumph over Texas City ... caught 25 passes for 419 yards and a pair of TDs as a junior in 2018.

## Personal

Born on Feb. 13, 2002 ... multidisciplinary studies major.



**Syrus Dumas • #13**  
**Cornerback • 5-10 • 180 • Sr.-1L**  
**Birmingham, Ala.**  
**(Birmingham Prep/New Mexico State)**

## 2023

Played in four games ... posted five total tackles, three solo stops and a pass breakup ... registered three stops and broke up a pass in the 41-20 home victory over UAB ... logged an unassisted tackle in the 36-10 road triumph over Florida Atlantic ... also had a solo stop in the 41-27 home win against East Carolina.

## Prior to UTSA

Two-year starter at cornerback at New Mexico State ... All-Independent First Team selection by College Football Network and second-team honoree by Phil Steele ... played in all 13 games and drew 12 starts in 2022 ... posted 47 total tackles, 38 solo stops, five tackles for loss, three pass breakups, two interceptions and a pair of fumble recoveries to help led NM State to a seven-win campaign capped by a Quick Lane Bowl victory over Bowling Green ... appeared in eight contests and made seven starts in 2021 ... registered 39 total tackles, including 26 unassisted and three TFLs, to go with eight PBUs, two INTs and a fumble recovery ... recorded 12 tackles and a sack in five games as a freshman in 2020-21 at Independence Community College.

## Personal

Born on Oct. 16, 1998 ... son of Katashia Dumas.



**Joe Evans • #1**  
**Defensive Line • 6-3 • 335 • Sr.-2L**  
**Haynesville, La.**  
**(Haynesville HS/LSU)**

## 2023

Third-team All-American Athletic Conference selection on the defensive line ... started all 13 contests ... recorded 18 total tackles, 11 solo stops, 2.5 tackles for loss, two sacks and a safety ... posted a season-high six tackles, including four unassisted, against Army ... made a pair of stops, including 1.5 TFL and a sack that went for a safety, in the 36-10 win at Florida Atlantic ... registered a sack in the 41-20 home victory over UAB ... logged three tackles with two unassisted in the 37-29 road triumph over North Texas ... tallied two tackles in the 41-27 home victory over East Carolina.

## 2022

Honorable mention All-Conference USA performer on the defensive line ... played in 11 games and drew four starts in his first season with the Roadrunners ... registered 18 total tackles, eight solo stops, 3.5 tackles for loss, 1.5 sacks and two quarterback hurries ... posted three tackles, including 1.5 TFLs and a half-sack, in his UTSA debut versus No. 24 Houston ... made three stops in the 41-38 overtime victory over Army ... also had a hand in three tackles in the 51-7 rout of Louisiana Tech ... had a pair of tackles, including one behind the line of scrimmage, in the 45-30 road triumph over Middle Tennessee ... recorded two stops and a quarterback hurry in wins against UTEP and North Texas in the C-USA Championship Game.

## Prior to UTSA

Transfer defensive lineman from LSU ... appeared in 16 games with 10 starts during his three seasons with the Tigers ... posted 28 total tackles, 2.5 tackles for loss and half a sack during his LSU career ... saw action in seven contests and recorded 13 stops and a half-sack as a sophomore in 2020 ... made eight tackles, including two behind the line of scrimmage, in 2021 ... logged three stops in his first career start against Mississippi State in 2020 ... two-sport star at Haynesville High School ... three-year starter who played both offensive and defensive tackle ... helped his team reach the Class 1A semifinals in 2018 ... compiled 38 tackles, seven tackles for loss, two sacks, three fumble recoveries and a forced fumble in nine games as a junior ... recorded 23 tackles, two tackles for loss and one sack as a sophomore ... consensus three-star prep prospect ... ranked as the No. 19 defensive tackle in Louisiana and No. 45 in the nation by 247Sports ... ranked No. 24 in the state by 247Sports ... won the Louisiana 1A state title in the shot put in both 2018 and 2019 ... measured a personal best of 54-1 to claim the 2019 title after heaving a 53-6.25 toss for the 2018 championship ... finished third in discus at the state meet in 2019 with a throw of 154-4.

## Personal

Born on April 27, 2001 ... son of Franklin and the late Deborah Evans ... has two siblings ... cousin of 10-year NFL veteran and Super Bowl Champion Doug Evans and former NFL player Demetric Evans ... earned his bachelor's degree in communication in May 2024 ... working toward a degree in sociology.



**Zah Frazier • #3**  
**Cornerback • 6-3 • 185 • R-Jr.-2L**  
**Cedartown, Ga.**  
**(Cedartown HS/Coffeyville [Kan.] CC)**

## 2023

Played in five games ... posted three tackles, all unassisted ... made a pair of stops and broke up a pass in the 49-21 home win against South Florida ... had a tackle at No. 18 Tulane ... saw action in the 35-17 victory over Marshall in the Frisco Bowl, the program's first-ever bowl win.

## 2022

Played in 12 contests in his debut season with the Roadrunners ... posted seven total tackles with six solo stops ... made three unassisted tackles in the 52-24 rout of Texas Southern ... registered one solo stop in the 30-10 road triumph over FIU ... also had a tackle in wins against UAB and UTEP.

# » MEET THE ROADRUNNERS »

## Prior to UTSA

JUCO All-American and first-team all-conference cornerback for head coach Jeff Leiker at Coffeyville [Kan.] Community College ... four-star prospect and the nation's No. 3 overall JUCO recruit by Rivals ... three-star prospect according to 247Sports and ESPN ... ranked 10th in the NJCAA with 11 pass breakups and totaled 26 tackles, one forced fumble and a fumble recovery in 2021 ... helped the Red Ravens win the conference championship and to a national ranking as high as No. 11 ... recorded three interceptions, two PBUs and nine tackles as a freshman in 2020 and was named second-team all-conference ... played the 2019 season at Southern Illinois, where he saw action in four games with one tackle ... prepped at Cedartown High School in Georgia ... two-time all-region performer ... had 93 tackles and 10 interceptions during his prep career ... returned one of two interceptions for a score against LaGrange High School ... named honorable mention all-area by the Rome News-Tribune in 2018 ... was a team captain ... also played basketball and ran track.

## Personal

Born on Oct. 5, 2000, in Cedartown, Georgia ... son of Arnesha Frazer and Marcus Turner ... has two sisters, Nakedria Turner and Deazjah Frazier ... earned his bachelor's degree in multidisciplinary studies in 2024.



**Martavius French • #5**  
**Inside Linebacker • 6-2 • 225 • Sr.-2L**  
**Memphis, Tenn.**  
**(Whitehaven HS/Hutchinson [Kan.] CC)**

## 2023

Started nine games and played in all 13 contests ... recorded 61 total tackles, 35 solo stops, 4.5 tackles for loss, 1.5 sacks, four quarterback hurries and three pass breakups ... logged a season-high 10 tackles, including a half-TFL, against Army ... matched his season high with 10 stops to go with a PBU in the 49-34 road triumph over Temple ... had five tackles in the 20-13 home win versus Texas State ... also had five stops, including a sack, and broke up a pass in the 49-21 victory over South Florida ... posted five tackles, including a half-TFL, in the 35-17 victory over Marshall in the Frisco Bowl, the program's first-ever bowl win ... had five stops and a PBU in the 37-29 win at North Texas.

## 2022

Appeared in 11 contests in his debut season with the Roadrunners ... posted 22 total tackles, 13 solo stops, one tackle for loss and a pass breakup ... logged a season-high five tackles in the 52-24 victory over Texas Southern ... had four solo stops with one behind the line of scrimmage in the Cure Bowl versus No. 23 Troy ... made three stops, including two unassisted, at No. 20 Texas ... had two solo tackles in the 30-10 win at FIU ... also registered a pair of stops in wins against Army, WKU and UAB ... Conference USA Commissioner's Honor Roll member.

## Prior to UTSA

Honorable mention all-conference performer at linebacker for head coach Drew Dallas at Hutchinson Community College ... registered 60 total tackles, including 31 solo stops, six tackles for loss and 5.5 sacks in 2021 ... also broke up five passes ... turned in a season-best 13 tackles, including a sack, in the 24-16 win over Garden City CC ... made a pair of sacks as part of a five-tackle output in a 42-0 shutout of Independence CC ... recorded nine tackles in a 49-19 victory against Garden City ... started his college career at Tennessee but did not see any action during the 2020 season ... four-star prep prospect according to 247Sports and Rivals out of Whitehaven High School in Memphis, Tenn. ... No. 9-rated inside linebacker prospect in the nation by Rivals and No. 17 by 247Sports ... key part of a Whitehaven defense that allowed just 5.4 points per game and produced seven shutouts in 2019 ... posted 82 tackles, 42 solo stops, 17 tackles for loss and two interceptions as a senior ... named first-team all-region and Region Co-Defensive Player of the Year ... helped lead Whitehaven to the state semifinals as a senior in 2019 and to an appearance in the Class 6A state title game as a junior ... registered 120 tackles, four forced fumbles and two interceptions in 2018 ... tabbed Region 8-6A Defensive Player of the Year ... 2018 Class 6A All-State selection ... 2018 Memphis Commercial Appeal Defensive First Team All-Metro ... selected for the AutoZone Liberty Bowl High School All-Star Game.

## Personal

Born on July 23, 2002 ... son of Melvin Taylor ... earned his bachelor's degree in multidisciplinary studies in 2024.



**Jackson Gilkey • #16**  
**Quarterback • 6-2 • 225 • R-Fr.-RS**  
**Ennis, Texas**  
**(Ennis HS)**

## 2023

Did not appear in any games and redshirted.

## Prior to UTSA

Two-time district most valuable player as the starting quarterback for head coach Sam Harrell at Ennis High School ... finished his prep career with 5,725 yards and 51 touchdowns on 387-of-605 passing (64%) and a QB rating of 170.06, finishing second in the program's passing record book behind Graham Harrell ... also rushed for 884 yards and 12 TDs on 155 attempts during his career ... named the District 5-5A Division II Offensive MVP as a senior ... threw for 2,995 yards and 25 touchdowns on 214-of-349 passing and rushed for 602 yards and six scores in 2022 to lead the Lions to a bi-district title ... 2021 District 8-5A MVP and first-team all-district selection ... completed 153 of 228 passes (67%) for 2,490 yards and 23 TDs as a junior to help lead Ennis to an 11-1 record, a district title (7-0) and the area round of the Class 5A Division II playoffs ... three-star prospect by 247Sports and Rivals ... Texas Top 300 recruit and rated as the No. 10 QB in the class of 2023 by Dave Campbell's Texas Football.

## Personal

Born on July 22, 2004, in Arlington, Texas ... son of Tim and Shara Gilkey ... has one sibling, Molly ... father played football at Wisconsin-Oshkosh ... management major.



**Cory Godinet • #53**  
**Offensive Line • 6-4 • 345 • R-Jr.-1L**  
**Leone, American Samoa**  
**(Leone HS/Trinity Valley [Texas] CC)**

## 2023

Honorable mention All-American Athletic Conference selection on the offensive line ... played in all 13 games and made 10 starts at right guard ... key member of an offense that piled up 5,421 yards (421.6 yards per game), including 3,248 passing and 2,531 rushing ... logged 725 snaps and committed only four penalties according to Pro Football Focus ... allowed only one sack and one hit on the quarterback in 379 pass-blocking snaps per PFF ... helped UTSA tally a program-record 643 yards in the 49-21 rout of South Florida ... started at right guard in the 41-27 home victory over East Carolina when the Roadrunners racked up 515 yards ... helped UTSA register 495 yards in the 49-34 win at Temple ... helped clear the way for a season-high 287 rushing yards in the 37-29 road triumph over North Texas.

## Prior to UTSA

JUCO transfer offensive lineman from Trinity Valley Community College in Athens, Texas, where he played for head coach Sherard Poteete ... key member of an o-line that helped the Cardinals average 31.0 points and 420.5 yards per game, 267.0 passing and 153.5 rushing ... helped TVCC to an 8-3 record and the Southwest Junior College Football Conference Championship ... starred at Leone High School in American Samoa.

## Personal

Born on Jan. 27, 1999 ... first name is Coriantumr ... kinesiology major.

# « MEET THE ROADRUNNERS »



**Bryce Grays • #26**  
**Safety • 6-1 • 195 • R-So.-1L**  
**Richmond, Texas**  
**(Fort Bend Christian Academy/Washington State)**

## 2023

Played in 11 games, primarily on special teams ... posted six total tackles and three solo stops ... made a pair of unassisted tackles in the 36-10 road triumph over Florida Atlantic ... logged two stops in the 35-17 victory over Marshall in the Frisco Bowl, the program's first-ever bowl win ... logged a tackle in the 41-20 home victory against UAB and at No. 18 Tulane.

## Prior to UTSA

Transfer from Washington State, where he redshirted the 2022 season after not appearing in any games ... named WSU Scout Team Player of the Week after the win at Arizona ... all-district defender as a senior at Fort Bend Christian Academy under head coach Jordan Black in 2021 ... all-district selection as a junior at George Ranch High School after posting 26 tackles and one interception ... consensus three-star prospect ... rated as the No. 95 safety in the country by ESPN.com ... also ran on the state champion 4x100-meter relay team as a senior at Fort Bend Christian Academy.

## Personal

Born on May 10, 2004 ... son of Bennie and Miranda Grays ... has two sisters, Bry'la and Bray'la ... sociology major.



**Rocko Griffin • #24**  
**Running Back • 5-9 • 200 • R-Jr.-1L**  
**Rincon, Ga.**  
**(South Effingham HS/Vanderbilt)**

## 2023

Played in 12 games and drew starts at running back against Rice and South Florida ... rushed for 483 yards and six touchdowns on 91 attempts ... averaged 5.3 yards per carry ... caught nine passes for 30 yards ... ran for a season-high 81 yards and a TD on 12 carries in the 34-14 home win over Rice ... gashed East Carolina for 80 yards on only five totes with a long of 69 yards in the 41-27 victory ... carried 10 times for 65 yards and a score in the 37-29 win at North Texas ... had 53 yards and a touchdown on 16 attempts in the 36-10 road triumph over Florida Atlantic ... went for 43 yards and a TD on 11 rushes in the 35-17 victory over Marshall in the Frisco Bowl, the program's first-ever bowl win ... piled up 53 yards on just seven attempts against Army.

## Prior to UTSA

Transfer running back from Vanderbilt ... rushed for 695 yards and five touchdowns and caught 11 passes for 44 yards in 22 career games for the Commodores ... led the team in 2021 with 511 rushing yards and four TDs ... logged a pair of 100-yard games, with 107 versus Stanford and 117 yards against Ole Miss ... piled up 98 yards and a score at Tennessee ... three-star prospect by 247Sports and Rivals out of South Effingham High School in Georgia ... had 1,907 all-purpose yards and 17 touchdowns as a senior en route to first-team all-region honors ... rushed for 894 yards and 16 scores in 2019 ... second-team all-region selection at Calvary Day High School earlier in his prep career ... rushed for 763 yards and 11 touchdowns as a junior ... also starred on the track, including finishing as runner-up in the 100 meters as a senior.

## Personal

Born on Dec. 17, 2001 ... son of William and Tiffany Griffin ... has five siblings, Jasmine, Minah, Krys, Munah and Marshall ... earned his bachelor's degree in communication with a minor in Spanish in 2024 ... participating in a study abroad session in Oaxaca, Mexico in Summer 2024.



**Mason Hall • #45**  
**Inside Linebacker • 5-10 • 220 • R-So.-SQ**  
**Missouri City, Texas**  
**(Ridge Point HS)**

## 2023

Saw action in a pair of contests ... played in the 34-14 home win over Rice and in the 35-17 victory over Marshall in the Frisco Bowl, the program's first-ever bowl win.

## 2022

Did not appear in any games.

## Prior to UTSA

Standout linebacker at Ridge Point High School in the Greater Houston Area ... registered 90 tackles and three sacks as a senior ... helped lead the Panthers to an 11-2 record and the playoffs in 2021.

## Personal

Born on March 25, 2003 ... father, Ahmard Hall, played football at Texas and then for the Tennessee Titans in 2006-11 ... finance major.



**Jamel Hardy • #86**  
**Wide Receiver • 6-2 • 195 • R-Fr.-RS**  
**Dallas, Texas**  
**(Lincoln HS)**

## 2023

Did not appear in any games.

## Prior to UTSA

Star wide receiver for head coach Randall Johnson at Dallas Lincoln High School ... named 2022 District 6-4A Division II Offensive MVP ... had 875 yards and 12 TDs receiving en route to first-team all-district honors as a junior ... named second-team all-district at wide receiver as a sophomore ... three-star prospect by 247Sports and Rivals ... Texas Top 300 recruit by Dave Campbell's Texas Football ... also played basketball and soccer for the Tigers.

## Personal

Born on June 5, 2005 ... son of Antanette Ray ... has one brother, Michal, and a sister, Armoni Lucky ... kinesiology major.



**Makai Hart • #77**  
**Offensive Line • 6-4 • 300 • R-Sr.-2L**  
**Clinton, Iowa**  
**(Clinton HS/Trinity Valley [Texas] CC)**

## 2023

Started the first two games at right tackle before suffering a season-ending injury ... helped the offense pile up 208 rushing yards and 209 passing yards in the season opener at Houston.

## 2022

Made two starts at right tackle but suffered a season-ending injury ... saw action against No. 24 Houston and in the 31-28 win over WKU ... Conference USA Commissioner's Honor Roll member.

## 2021

Honorable mention All-Conference USA on the offensive line ... made 12 starts at right tackle ... helped pave the way for an offense that set school records for total yards (6,146), total yards per game (439.0), passing yards (3,577), passing yards per game (255.5), points scored (516) and points per game (36.9) ... committed only one penalty and allowed just four sacks and one hit on the quarterback in 699 snaps according to Pro Football Focus ... drew starts in seven contests where UTSA piled up 200-plus rushing yards including a season-high 304 in the 49-41 win over WKU in the C-USA Championship Game ... started in the 52-46 road triumph over

## « MEET THE ROADRUNNERS »

WKU that saw the Roadrunners tally a season-best 564 yards of offense ... helped the offense rack up 561 total yards — 275 on the ground and 286 through the air — in the 44-23 victory at UTEP ... helped clear paths for All-America running back Sincere McCormick, who rushed for a school-record 1,479 yards and 15 touchdowns ... C-USA Commissioner's Honor Roll member.

### 2020

Second-team All-Conference USA selection on the offensive line ... played in nine games and made starts in the final eight contests ... played right tackle in all but two games when he moved to left tackle against Army and Louisiana Tech ... did not allow a hit on the quarterback and surrendered just two sacks in 312 pass-blocking snaps, according to Pro Football Focus ... helped the offense break UTSA single-season records for rushing yards (2,585), rushing yards per game (215.4), yards per rush (5.21) and rushing touchdowns (24) ... helped pave the way for All-America running back Sincere McCormick, who rushed for 1,467 yards and 11 touchdowns ... started in the record-setting regular season finale that saw the offense pile up a program-record 624 yards of offense, including a school-record 443 on the ground, in a 49-17 rout of North Texas ... drew the starting nod in the 52-21 victory over UTEP that saw the Roadrunners tally 600 yards of offense ... C-USA Commissioner's Honor Roll member.

### Prior to UTSA

Second-team NJCAA All-American on the offensive line for head coach Sherard Poteete at Trinity Valley Community College in Athens, Texas ... first-team All-Southwest Junior College Conference selection as a sophomore ... helped the Cardinals to a 7-4 record, an appearance in the Midwest Classic Bowl and a No. 16 final national ranking in 2019 ... key member of offensive line that helped Trinity Valley average 452.8 yards and 33.6 points per game ... spent his true and redshirt freshman seasons at Ellsworth Community College in Iowa Falls, Iowa ... played football, baseball and basketball at Clinton High School in Clinton, Iowa ... won his high school's Bernie Saggau Award in 2017.

### Personal

Born on Jan. 4, 1999 ... earned his bachelor's degree in multidisciplinary studies in May 2022.



**Robert Henry Jr. • #6**  
**Running Back • 5-9 • 205 • Sr.-1L**  
**Lumberton, Miss.**  
**(Lumberton HS/Jones [Miss.] College)**

### 2023

Played in all 13 contests ... rushed for 588 yards and a team-high 11 touchdowns on 127 attempts ... also caught 19 passes for 115 yards ... his 11 rushing TDs are tied for the second-most in a season in school history ... piled up 99 yards and reached the end zone once on only nine carries in the 41-20 home victory over UAB ... had 78 yards and a pair of scores on 11 totes to go with three receptions for 25 yards in the 49-34 road triumph over Temple ... tallied 63 yards and a touchdown on 19 rushes in the 34-14 win against Rice ... rushed for 37 yards and a pair of TDs in the 35-17 victory over Marshall in the Frisco Bowl, the program's first-ever bowl win ... had 43 yards and a touchdown on 13 rushes in the 37-29 win at North Texas ... carried nine times for 39 yards and caught three passes for 20 yards at No. 20 Tennessee.

### Prior to UTSA

First-team NJCAA All-American, All-Region 23 and all-conference running back for head coach Steve Buckley at Jones College in Mississippi ... Walter Jones Trophy winner ... 2022 NJCAA Offensive Player of the Year ... led the nation in rushing with 1,302 yards and 18 touchdowns on 237 carries and caught 19 passes for 128 yards as a sophomore ... surpassed the century mark on the ground seven times, including a season-high 219 and three TDs on 31 totes against East Mississippi ... played in all 10 games as a true freshman and was the team's second-leading rusher ... rushed 81 times for 495 yards and six TDs ... averaged 6.1 yards per carry ... logged 100-yard games versus Southwest and Copiah-Lincoln ... added four catches for 50 yards during the 2021 campaign ... two-time Class 1A Mr. Football and four-time all-state selection for head coach Zach Jones at Lumberton (Miss.) High School ... rushed for 1,961 yards and 29 touchdowns as a senior ... had a rushing, receiving and passing touchdown ... 2020 MVP of the Class 1A State Championship Game after rushing for 113 yards and two TDs ... rushed for 1,976 yards and 30 scores as a junior and also threw for 1,089 and 13 touchdowns ... had 99 career TDs, including 92 rushing, three kick returns, two punt returns and two receiving.

### Personal

Born on Dec. 31, 2001 ... son of Robert Henry Sr. and Bonchele Baham ... has four siblings, Raven, Precious, Tamara and Tyren ... cousin, DJ Travis, played at Jones College and Alcorn State ... multidisciplinary studies major.



**Brandon High Jr. • #28**  
**Running Back • 5-10 • 215 • R-Fr.-RS**  
**Spring, Texas**  
**(Grand Oaks HS)**

### 2023

Appeared in a pair of contests ... rushed for 10 yards on five attempts in the 41-27 home victory over East Carolina ... had a 4-yard rush in the 34-14 win against Rice.

### Prior to UTSA

Two-time first-team all-district running back for head coach Mike Jackson at Conroe Grand Oaks High School ... Under Armour All-American ... first-team all-county selection ... did not play his full senior season ... opened his final campaign with 262 yards and a pair of scores against Aldine Nimitz ... had 165 yards on the ground versus Pasadena Dobie ... rushed for 1,085 yards and 15 TDs as a junior ... three-star prospect by 247Sports and Rivals ... rated as the No. 30 running back in the nation by 247Sports ... Texas Top 300 recruit by Dave Campbell's Texas Football ... also competed in track & field.

### Personal

Born on July 9, 2005, in Waco, Texas ... son of Brandon High and Traci Tisdale ... has two siblings, Brentavion and De'Aveon ... kinesiology major.



**Timothy Huff Jr. • #47**  
**Defensive Line • 6-0 • 240 • R-So.-SQ**  
**San Antonio, Texas**  
**(East Central HS)**

### 2023

Played in a pair of contests ... saw action in home victories over East Carolina and Rice.

### Prior to UTSA

Standout defender at East Central High School in San Antonio ... registered 19 tackles as a senior ... posted 14 stops as a junior.

### Personal

Born on Sept. 29, 2003 ... mechanical engineering major.



**Justice Hurt • #87**  
**Wide Receiver • 6-0 • 195 • R-Fr.-RS**  
**San Antonio, Texas**  
**(Taft HS)**

### 2023

Did not appear in any games.

### Prior to UTSA

First-team all-district quarterback at Taft High School in San Antonio ... passed for 936 yards and 15 touchdowns and rushed for 1,573 yards and seven scores as a senior ... named San Antonio Express-News Offensive Player of the Week after he rushed for 216 yards and two touchdowns on 23 carries and passed for 116 yards and three scores in the Raiders' 42-35 victory over Harlan ... played in the 2022 San Antonio Sports All-Star Game ... named Team MVP ... piled up 1,038 yards and five TDs on the ground and added 522 yards and seven scores through the air as a junior.

### Personal

Born on Nov. 6, 2003 ... computer science major.

# « MEET THE ROADRUNNERS »



**Amare Johnson • #55**  
**Linebacker • 6-1 • 215 • R-Fr.-RS**  
**Del Valle, Texas**  
**(Del Valle HS)**

**2023**  
Did not appear in any games.

**Prior to UTSA**  
Two-way standout at Del Valle High School near Austin ... caught 23 passes for 446 yards and four touchdowns as a tight end in 2021 ... averaged 19.4 yards per reception ... posted 16 tackles, including 11 solo stops and two tackles for loss, to go with a pass breakup and one fumble recovery.

**Personal**  
Born on Jan. 2, 2005 ... kinesiology major.



**Alpha Khan • #23**  
**Wide Receiver • 6-1 • 175 • R-So.-1L**  
**Katy, Texas**  
**(Mayde Creek HS/Houston Baptist)**

**2023**  
Played in nine contests, primarily on special teams ... saw action in wins against Texas State, Temple, UAB, Florida Atlantic, East Carolina and North Texas.

**2022**  
Did not appear in any games.

**Prior to UTSA**  
Was a two-year starter for Mayde Creek High School in Katy where he earned all-district honors in his senior campaign ... played his collegiate freshman year at Houston Baptist ... appeared in two games, making one solo tackle.

**Personal**  
Born Dec. 16, 2002 ... cyber security major.



**Buffalo Kruize • #50**  
**Offensive Line • 6-6 • 305 • Sr.-1L**  
**Honolulu, Hawai'i**  
**(Moanalua HS/City College of San Francisco)**

**2023**  
Played in the final 12 contests, primarily on special teams ... saw action at left tackle in home victories over Rice and South Florida ... key member of the field goal/extra point unit that saw Chase Allen make 13 of 15 field goals and all 49 PATs.

**Prior to UTSA**  
Transfer offensive lineman who attended City College of San Francisco for two seasons, starting his career on the defensive side before moving to offensive line as a sophomore ... rated as a three-star junior college prospect by 247Sports and ESPN ... ranked as the No. 37 overall junior college player and No. 11 JUCO offensive tackle by 247Sports, with ESPN ranking him the No. 5 junior college offensive tackle and No. 16 on the ESPN JC50 ... was part of an offensive line that helped CCSF roll to a perfect 13-0 finish and the 2021 CCCAA State Championship after canceling the 2020 season due to COVID-19 concerns ... the 2021 CCSF Rams led the CCCAA in scoring, total offense and passing yards ... in 2019, CCSF went 8-3, closing the year in the Golden State Bowl ... that season as a defensive end, he played in three games with four tackles, including one for loss and 0.5 sacks ... attended Moanalua High School in Honolulu, Hawai'i ... as a senior defensive lineman at MHS in 2018, he played in six games with 18 tackles, including 11.0 for loss and 6.0 sacks, jumping on a third-quarter fumble in the end zone to score a key touchdown in a win over Aiea High School ... helped the Na Menehune to an 8-1 record and an appearance in the Oahu Interscholastic Association (OIA) Division I playoffs ... named a first-team All-OIA defensive lineman as a senior.

**Personal**  
Born Feb. 12, 2001, in Miami, Florida ... multidisciplinary studies major.



**Ethan Laing • #39**  
**Running Back • 5-10 • 200 • R-Jr.-SQ**  
**Boerne, Texas**  
**(Champion HS)**

**2023**  
Did not play in any contests.

**2022**  
Did not appear in any games.

**2021**  
Did not see any game action and used his redshirt season ... Conference USA Commissioner's Honor Roll member.

**Prior to UTSA**  
Prepped at Boerne Champion High School for coach Keith Kaiser ... played running back for three years, linebacker as a freshman and punted for Boerne Champion all four years ... named first-team academic all-state.

**Personal**  
Born on June 18, 2002, in Boerne, Texas ... son of Linda and Stan Laing ... has a brother, Noah and a sister, Courtney, who played basketball at UTSA ... criminal justice major.



**Luke Lapeze • #76**  
**Offensive Line • 6-5 • 320 • R-Jr.-2L**  
**Humble, Texas**  
**(Summer Creek HS)**

**2023**  
Played in 12 games and earned 11 starts, all at center ... key member of an offense that piled up 5,421 yards (421.6 yards per game), including 3,248 passing and 2,531 rushing ... logged 815 snaps and committed just four penalties according to Pro Football Focus ... allowed only one sack and three hits on the quarterback in 438 pass-blocking snaps per PFF ... helped UTSA tally a program-record 643 yards in the 49-21 rout of South Florida ... started at right guard in the 41-27 home victory over East Carolina when the Roadrunners racked up 515 yards ... helped UTSA register 495 yards in the 49-34 win at Temple ... helped clear the way for a season-high 287 rushing yards in the 37-29 road triumph over North Texas.

**2022**  
Appeared in all 14 contests, including as a key member of the field goal/extra point unit ... did not allow a sack or a hit on the quarterback in 86 pass-blocking snaps according to Pro Football Focus ... played a season-high 38 plays at guard in the 41-38 overtime win at Army ... Conference USA Commissioner's Honor Roll member.

**2021**  
Played in one game and used his redshirt season ... saw action in the 45-0 shutout of Rice ... C-USA Commissioner's Honor Roll member.

**Prior to UTSA**  
Four-year letterman at Summer Creek High School in the Greater Houston Area ... starter on the offensive line for his final three seasons ... earned second-team All-District 22-6A accolades as a junior ... named the team's offensive lineman of the year as a sophomore and junior ... saw action at center, guard and tackle ... helped the Bulldogs reach the second round of the playoffs his freshman year and the third round as a sophomore ... 3-star prospect by 247Sports.

**Personal**  
Born on Nov. 7, 2002, in Humble, Texas ... son of Keith and Christy Lapeze ... history major.

# « MEET THE ROADRUNNERS »



**Tai Leonard • #99**  
**Defensive Line • 6-3 • 255 • Jr.-2L**  
**Houston, Texas**  
**(North Shore HS)**

## 2023

Played in all 13 contests ... posted 10 total tackles, three solo stops, two sacks and a forced fumble ... registered a sack and forced a fumble in the 34-14 home victory over Rice ... had a sack in the 36-10 win at Florida Atlantic ... posted a pair of tackles in the 41-27 triumph over East Carolina ... also had two stops against Army.

## 2022

Named to the Conference USA All-Freshman Team ... played in 10 contests ... registered 10 total tackles, four solo stops, 0.5 tackles for loss and three quarterback hurries ... made his UTSA debut with a half-TFL and QB pressure in the 52-24 victory against Texas Southern ... made two stops in the 44-38 double-overtime win at UAB ... also had two tackles in the 51-7 rout of Louisiana Tech ... had a solo stop and QB hurry versus No. 23 Troy in the Cure Bowl.

## Prior to UTSA

Standout defensive lineman for head coach Jon Kay at Galena Park North Shore High School ... racked up 54 tackles, including 24 solo stops, 11 tackles for loss and 8.5 sacks, as a senior ... also registered nine quarterback pressures and four pass breakups en route to second-team all-district accolades in 2021 ... helped the Mustangs win the Class 6A D1 state championship as a senior ... posted 41 tackles, five tackles for loss, three sacks and eight QB pressures as a junior ... played at Cy Falls High School as a sophomore ... three-star prospect by 247Sports, Rivals and ESPN.

## Personal

Born on Nov. 21, 2003 ... finance major.



**Jamal Ligon • #0**  
**Inside Linebacker • 6-2 • 235 • Sr.-4L**  
**Tyler, Texas**  
**(Lee HS)**

## 2023

Honorable mention All-American Athletic Conference pick at linebacker ... started all 13 contests ... posted 62 total tackles, 35 solo stops, seven tackles for loss, one sack, five quarterback hurries, one pass breakup and a forced fumble ... registered seven tackles, 2.5 tackles for loss, one sack and a forced fumble at No. 18 Tulane ... also tallied seven stops — all unassisted — in the 34-14 home win over Rice ... racked up seven tackles, including a half-TFL, in the 41-20 victory over UAB ... had seven stops in the 41-27 home win against East Carolina ... logged six tackles, including a half-TFL, in the 35-17 victory over Marshall in the Frisco Bowl, the program's first-ever bowl win ... made three tackles, including one behind the line of scrimmage, and broke up a pass in the season opener at Houston ... recorded five tackles and 1.5 TFLs in the 36-10 road triumph over Florida Atlantic.

## 2022

Second-team All-Conference USA selection at linebacker ... led UTSA with 90 total tackles ... posted 43 solo stops, six tackles for loss, one sack, four quarterback hurries, two forced fumbles, one pass breakup and a fumble recovery ... opened the campaign with 10 tackles and a pair of pressures versus No. 24 Houston ... registered 10 stops and forced a fumble in the 45-30 road triumph over Middle Tennessee ... produced eight tackles in the 41-38 overtime win at Army ... made nine stops in the 34-31 comeback victory over UTEP ... logged five tackles, including 1.5 TFLs and a sack, against No. 23 Troy in the Cure Bowl ... had seven stops with one behind the line of scrimmage in the 44-38 double-overtime win at UAB ... recorded four tackles, one TFL and two QB hurries in the 31-27 win against North Texas ... tallied six tackles, recovered a fumble and broke up a pass in the 51-7 rout of Louisiana Tech.

## 2021

Honorable mention All-Conference USA performer ... appeared in 12 games and made 11 starts at inside linebacker ... ranked second on the team with 63 total tackles ... posted 28 solo stops, one sack, two quarterback hurries, an interception and a pass breakup ... logged a season-high nine tackles in the 27-17 win over Southern Miss ... made eight stops, picked off a pass and pressured the QB in the 34-31 home victory

against UAB ... had eight tackles and a half-sack versus San Diego State in the Frisco Bowl ... recorded six stops and a half-sack in the 45-16 road triumph over Louisiana Tech ... had six tackles and a QB hurry in the 24-17 win against UNLV ... also had six stops against North Texas ... posted five tackles in each of the first two contests.

## 2020

Conference USA All-Freshman Team selection ... played in 11 games and made nine starts at inside linebacker ... registered 72 tackles, 7.5 tackles for loss, four sacks, four quarterback hurries, two forced fumbles, a pair of fumble recoveries and a pass breakup during his true freshman campaign ... named Athlon Sports Defensive Freshman of the Week and C-USA Defensive Player of the Week after recording a UTSA-record 19 tackles, 1.5 sacks and a pair of hurries in the 37-35 victory over Middle Tennessee ... posted nine stops, including a sack for a 12-yard loss, and forced a fumble in the 23-20 road win over Southern Miss ... also had nine tackles against Army ... turned in seven tackles, including 1.5 TFL, and deflected a pass in the 27-26 victory against Louisiana Tech ... had seven stops and a QB hurry in the 52-21 rout of UTEP ... recovered a fumble in the 24-10 win over SFA ... posted five tackles and forced and recovered a fumble at UAB.

## Prior to UTSA

All-state performer for head coach Kurt Traylor at Tyler Lee High School ... Dave Campbell's Texas Football Top 300 selection ... second-team All-Class 6A and first-team All-East Texas selection on the defensive line as a senior ... 2019 District 11-6A Utility Player of the Year after seeing action at defensive end, tight end and fullback ... registered 78 tackles, 16 tackles for loss, 11 sacks, two forced fumbles and a pass breakup to help the Red Raiders make the playoffs ... also rushed six times for 31 yards and a touchdown and caught four passes for 69 yards and a pair of touchdowns ... 2018 District 11-6A Utility Player of the Year ... posted 70 tackles and six sacks as a junior ... garnered first-team All-East Texas and all-district honors at fullback and second-team All-East Texas accolades at defensive end ... first-team all-district fullback and second-team all-district outside linebacker as a sophomore ... honorable mention academic all-state honoree.

## Personal

Born on March 4, 2002, in Lufkin, Texas ... son of Dewayne Ligon and Erika McWilliams ... has two brothers, Dakota and Dalvin ... kinesiology major.



**Ronald Link-Milam • #37**  
**Safety • 6-2 • 200 • R-Sr.-SQ**  
**San Antonio, Texas**  
**(Reagan HS)**

## 2023

Saw action in the 34-14 home victory over Rice.

## Prior to UTSA

Played wide receiver at San Antonio Reagan High School ... caught 22 passes for 272 yards during his prep career ... averaged 12.4 yards per reception ... hauled in the game-winning pass in a 23-20 overtime victory over O'Connor High School in the bi-district round of the playoffs in 2019 ... played in the San Antonio Sports High School All-Star Game ... also played baseball and competed in track & field.

## Personal

Born on Jan. 6, 2002 ... psychology major ... father died during the terrorist attacks on Sept. 11, 2001, at the Pentagon.

# « MEET THE ROADRUNNERS »



**Eddie Lee Marburger • #9**  
**Quarterback • 6-1 • 215 • R-Jr.-2L**  
**Mission, Texas**  
**(Sharyland Pioneer HS)**

## 2023

Made two starts and played in three contests overall ... completed 29 of 47 passes for 300 yards and three touchdowns ... threw for 239 yards and three TDs on 17-of-25 passing against Army ... connected with Devin McCuin for a 72-yard score in that game, the eighth-longest pass play in program history ... was 12 of 21 for 61 yards at No. 20 Tennessee.

## 2022

Saw action in six games ... completed 10 passes for 100 yards and a touchdown and rushed for 27 yards ... was 3 for 3 for 49 yards and a 7-yard TD strike to De'Corian Clark in the 52-24 victory against Texas Southern ... completed 4 of 8 passes for 29 yards in the 41-7 road triumph over Rice ... had a pair of completions and rushed for 17 yards, including a 12-yard scramble, in the 51-7 rout of Louisiana Tech.

## 2021

Appeared in a pair of contests and took his redshirt season ... threw for 143 yards and a touchdown on 4-of-8 passing and also netted three yards on the ground ... completed two passes on four attempts for 74 yards including a 67-yard TD to Tre'Von Bradley at North Texas ... passed for 69 yards on just two completions including a 60-yard connection to Cade Stoeber in the 54-0 shutout of Lamar.

## Prior to UTSA

Record-setting quarterback for head coach Tom Lee at Sharyland Pioneer High School ... 2020 Whataburger Super Team selection ... All-South Texas Super Team Player of the Year ... District 16-5A D-II West Zone Most Valuable Player ... honorable mention academic all-state ... became the Rio Grande Valley's all-time passing touchdowns leader on Dec. 11 after throwing the 88th passing TD of his prep career ... passed for 8,966 yards and rushed for 2,381 yards during his four years ... completed 203 of 306 passes for 3,365 yards and 36 TDs and rushed 131 times for 1,177 yards and 26 scores as a senior ... helped the Diamondbacks to the District 16-5A-II Championship and the regional final round of the playoffs ... topped 400 passing yards in six of his nine contests ... passed for 444 yards and four TDs and ran for 247 yards and six scores in a 77-64 regional semifinal victory against Georgetown Eastview ... had 460 yards and six touchdowns through the air and 104 yards and a pair of scores on the ground in the 56-53 regional final setback to Liberty Hill ... completed 23 of 28 passes for 406 yards and five TDs in a 54-47 playoff win over Marble Falls ... threw for 440 yards and three touchdowns in a win over Mission Veterans Memorial ... passed for 428 and four TDs in a victory against Rowe ... finalist for the Dave Campbell's Texas Football Mr. Texas Football High School Player of the Year Award ... passed for 4,505 yards and 58 touchdowns and ran for 1,009 yards and 16 TDs as a junior in helping Sharyland Pioneer to an 11-2 record, a district title and the regional semifinal round of the playoffs ... first-team all-state selection in 2019 ... Dave Campbell's Top 300 selection ... 3-star prospect by 247Sports, ESPN and Rivals.

## Personal

Born on July 10, 2002, in Edinburg, Texas ... son of Lance Marburger and Rene and Rachelle Torres ... has one brother, Bo, and a sister, Robbie ... management major.



**Deandre Marshall • #70**  
**Offensive Line • 6-7 • 325 • R-So.-1L**  
**San Antonio, Texas**  
**(Central Catholic HS)**

## 2023

Appeared in all 13 games, primarily on special teams ... logged 47 snaps at right tackle ... only surrendered one sack and did not allow a hit on the quarterback or commit a penalty according to Pro Football Focus ... played 22 snaps in the 20-13 home victory over Texas State ... also saw action on the offensive line in wins against UAB, Florida Atlantic, East Carolina, Rice and South Florida.

## 2022

Played in three games and used his redshirt season ... saw action in wins against Texas Southern, FIU and Rice.

## Prior to UTSA

Two-time first-team all-state offensive lineman for Central Catholic High School under head coach Mike Santiago ... played in the 2022 U.S. Army All-American Bowl at the Alamodome ... named second-team all-state as a sophomore ... three-time all-district selection ... led the Buttons to the playoffs in each of his final three years, including a semifinal appearance as a senior ... three-star prospect according to 247Sports and ESPN ... also competed in the discus and shot put for the track & field program.

## Personal

Born on Oct. 26, 2003 ... cyber security major.



**Davin Martin • #30**  
**Cornerback • 6-3 • 175 • R-Fr.-RS**  
**Houston, Texas**  
**(Klein Cain HS)**

## 2023

Played in five games, primarily on special teams ... registered a pair of tackles, including one solo stop, including the 35-17 victory over Marshall in the Frisco Bowl, the program's first-ever bowl win ... also saw action in wins against East Carolina, Rice and South Florida.

## Prior to UTSA

First-team All-District 15-6A cornerback for head coach James Clancy at Klein Cain High School in the Greater Houston Area ... helped the Hurricanes to a 10-2 record and the district title with a 6-1 mark, advancing to the area playoffs in 2022 ... recorded 44 tackles, eight PBUs, an interception and a forced fumble as a senior ... as a junior, registered 35 tackles, with six PBUs and three interceptions ... second-team All-District 15-6A selection in 2021 ... aided Klein Cain to an area playoffs appearance, a 9-3 overall record and runner-up finish in district ... consensus three-star recruit ... also competes in track & field, producing personal-best junior-season times of 11.27 in the 100 meters and 22.15 in the 200m to earn sixth at the 2022 District 15-6A Championships ... ran the anchor leg of the third-place 4x100m relay (combined 41.24 seconds) and second leg of the second-place 4x200m relay (1:28.18) at the 2022 District 15-6A Championships, both moving on to compete at the Class 6A Region II meet ... member of the National Honor Society in the top 30 percent of his class ... three-time Academic All-District honoree.

## Personal

Born on Aug. 20, 2005 ... business major.



**Owen McCown • #2**  
**Quarterback • 6-1 • 190 • R-So.-1L**  
**Rusk, Texas**  
**(Rusk HS/Colorado)**

## 2023

Played in seven contests with one start ... completed 43 of 58 passes for 442 yards and four touchdowns ... boasted a .741 completion percentage ... also rushed for 51 yards ... made his first start as a Roadrunner in the 35-17 victory over Marshall in the Frisco Bowl, the program's first-ever bowl win ... threw for 251 yards and two TDs on 22-of-31 passing in that bowl game victory against the Thundering Herd ... set the program's single-game completion percentage record against No. 20 Tennessee, connecting on 18 of 20 passes for 170 yards and a pair of scores ... also saw action in wins over UAB, East Carolina, Rice and South Florida.

## Prior to UTSA

A left-handed quarterback transfer from Colorado who played as a true freshman for the Buffaloes, appearing in four games with three starts ... completed 57 of 100 passes for 600 yards and two touchdowns, also carrying the ball for 38 yards and a pair of scores ... in his first career start, completed 26 passes for 258 yards and a touchdown against UCLA — the second-most passing yards for a debut in program history ... was

## « MEET THE ROADRUNNERS »

a consensus three-star recruit coming out of Rusk High School in East Texas ... Rivals ranked him as the No. 26 quarterback in the class and No. 67 player from Texas, 247Sports Composite listed him as the No. 48 quarterback and No. 106 Texas player, while ESPN listed him as the No. 47 quarterback, No. 159 player from Texas and No. 214 player from the region ... started his career in Charlotte, N.C. at Myers Park High School, playing his final two seasons at Rusk ... produced a 39-12 career record and completed 363-of-588 passes for 4,576 yards with 45 touchdowns, also rushing 176 times for 678 yards and 20 scores ... helped guide Rusk to a 9-3 record in 2021 for a four-win improvement ... was named the District 10-4A-II Offensive MVP, first-team all-district and honorable mention all-state as a senior after completing 262 of 388 passes for 3,362 yards with 36 touchdowns, running the ball 88 times for 371 yards and 11 scores ... also played basketball and competed in track & field ... as a guard in basketball for the Eagles, was named first-team All-District 17-4A in both his junior and senior seasons ... averaged 19.6 points and 5.3 assists per game his junior campaign ... his father, Josh McCown played at Sam Houston State before being drafted in the third round of the NFL Draft and played 17 seasons as an NFL quarterback before his retirement in 2020 ... both of his uncles played college football — Randy McCown was a quarterback at Texas A&M, while Luke McCown was a quarterback at Louisiana Tech and went on to a 17-year NFL career, retiring in 2017 ... all three McCown brothers were coached by Jeff Traylor at Jacksonville High School.

### Personal

Born on Feb. 14, 2003, in Dallas, Texas ... son of Josh and Natalie McCown ... has three siblings, Bridget, Aiden, and Aubrey ... father, Josh was a third-round draft pick and had an 18-year NFL career with nine teams after a collegiate career at SMU and Sam Houston ... an uncle, Luke McCown, played collegiately at Louisiana Tech, was drafted in the fourth round of the NFL Draft and had a 12-year career with five different teams ... another uncle, Randy McCown, played quarterback at Texas A&M from 1996-99 ... communication major.



**Willie McCoy • #19**  
**Wide Receiver • 6-0 • 185 • Sr.-11**  
**Houston, Texas**  
**(Bellaire HS/Kilgore College)**

### 2023

Played in 10 games and earned three starts in UTSA's deep wide receiver rotation ... caught 18 passes for 164 yards and two touchdowns ... also returned seven kickoffs for 172 yards, good for a 24.6-yard average ... had a long kickoff return of 58 yards in the 41-20 home victory over UAB ... hauled in a season-high four receptions for 31 yards and a TD in the 36-10 road triumph over Florida Atlantic ... made a highlight-reel catch in the end zone on a 20-yard pass in the 20-13 win over Texas State ... had three receptions for 19 yards in the 37-29 win at North Texas ... was on the receiving end of a pair of passes for 27 yards in the 34-14 home victory over Rice ... also had 27 yards on two receptions in the 41-27 win against East Carolina ... caught a pass in the 35-17 victory over Marshall in the Frisco Bowl, the program's first-ever bowl win.

### Prior to UTSA

A transfer wide receiver and NJCAA All-America returner from Kilgore College ... played 12 games as a sophomore at Kilgore, reeling in 35 receptions for 682 yards and five touchdowns, averaging 19.5 yards per catch ... ranked ninth overall across the NJCAA for receiving yards and fourth in Region XIV for receiving yards, receptions, yards per game (56.8) and touchdowns ... named a 2022 first-team NJCAA Division I All-American as a return specialist after recording 12 kick returns for an NJCAA sixth-most 447 yards (37.3 avg) and division-leading two touchdowns, in addition to a Region XIV third-most 135 punt return yards off seven returns, accounting for two TDs ... the Rangers went 8-4 in 2022, defeating New Mexico Military Institute for the Southwest Junior College Football Conference (SWJFCF) Championship, going on to play Butler Community College in the NJCAA national semifinals ... as a freshman at Kilgore, recorded 25 receptions for 621 yards and five touchdowns, returning eight kicks for 183 yards ... Received All-SWJFCF honorable mention on offense ... a consensus three-star recruit ... ranked as the No. 31 junior college prospect and No. 3 junior college wide receiver by 247Sports, the No. 42 junior college player by Rivals and is No. 34 in the ESPN JC50 ... played his prep career at Bellaire High School in the Houston Metro ... as a senior wide receiver, caught 58 passes for 887 yards and 10 touchdowns, averaging 15.3 yards per play and 98.6 per game ... earned first-team All-District 18-6A honors on offense ... was named to the 18-6A All-District Second Team on defense that same season, recording 24 tackles with one interception

and nine pass breakups ... during his junior season, reeled in 51 receptions for 548 yards and four touchdowns ... returned 25 kicks as an upperclassman for 657 yards.

### Personal

Born on Jan. 11, 2002 ... multidisciplinary studies major.



**Devin McCuin • #3**  
**Wide Receiver • 6-0 • 195 • So.-11**  
**Jacksonville, Texas**  
**(Jacksonville HS)**

### 2023

Dave Campbell's Texas Football Offensive Freshman of the Year ... played in 12 games and earned seven starts ... caught 42 passes for 546 yards and three touchdowns ... his receiving yardage total came up just shy of Kam Jones' school-record 578 in 2011 ... had a pair of receptions for 77 yards, including a 72-yard TD pass from Eddie Lee Marburger that stands as the eighth-longest pass play in program history, against Army ... hauled in six passes for 94 yards and a score in the 49-34 road triumph over Temple ... caught seven balls for 91 yards and a touchdown in the 49-21 victory over South Florida ... tallied 64 yards on five catches in the 36-10 win at Florida Atlantic ... had four receptions for 42 yards in the 41-20 home win against UAB ... was on the receiving end of four passes for 33 yards in the 34-14 win against Rice ... made three grabs for 28 yards in the 35-17 victory over Marshall in the Frisco Bowl, the program's first-ever bowl win.

### Prior to UTSA

Two-way star and three-sport athlete at Jacksonville High School in East Texas ... named the District 9-4A Division I Utility Player of the Year and first-team all-district at both wide receiver and safety ... had 67 receptions for 966 yards and eight touchdowns and averaged 14.4 yards per catch and 96.6 yards per game ... tallied 43 tackles, three pass breakups, two forced fumbles and a pair of interceptions, including one pick six ... prior to his senior season, was named to the 2022 East Texas High School Football Preseason Dream Team on offense ... caught 63 passes for 890 yards and nine touchdowns as a junior ... garnered first-team District 9-5A Division II accolades and appeared on the Smoaky.com All-East Texas Third Team for the second consecutive year ... District Newcomer of the Year as a sophomore in both football and basketball ... three-star prospect by 247Sports and Rivals ... ranked as the No. 93 athlete in the nation by 247Sports ... Texas Top 300 recruit by Dave Campbell's Texas Football ... as a junior guard for Jacksonville's basketball team in 2021, was a first-team All-District 16-5A honoree, averaging 12.6 points, 6.3 rebounds and 5.0 assists to help the Indians to a 27-7 record and the area round of the playoffs ... received All-East Texas honorable mention for his sophomore season on the hardwood ... on the track, recorded a 100 meters time of 11.05 seconds as a junior and also competed with Jacksonville's 4x100-meter and 4x200-meter area finalist relay teams ... earned 2022 second-team THSCA Academic All-State honors in football and was named Jacksonville's Homecoming King this fall.

### Personal

Born on May 21, 2005 ... his brother, Deshawn McCuin, played safety at TCU and currently is at San Diego State ... kinesiology major.



**Patrick Overmyer • #89**  
**Tight End • 6-5 • 235 • R-Fr.-RS**  
**Kingwood, Texas**  
**(Kingwood Park HS)**

### 2023

Played in five games ... saw action in wins against Temple, UAB, East Carolina and North Texas ... appeared in the 35-17 victory over Marshall in the Frisco Bowl, the program's first-ever bowl win.

### Prior to UTSA

Multi-sport athlete who played quarterback for head coach Clayton Maple at Kingwood Park High School just outside of Houston ... named first-team All-District 1-5A at QB in 2022, leading the Panthers to a 7-4 record and a playoff appearance



# « MEET THE ROADRUNNERS »

as a senior ... passed for 2,028 yards and 24 touchdowns ... rushed for 631 yards and 14 TDs on 82 carries ... threw for 250 yards and three touchdowns while rushing for 56 yards and two more scores in a 34-13 win at La Porte ... three-star prep prospect at tight end by 247Sports ... helped Kingwood Park to a three-round basketball playoff run in 2021 ... received honorable mention recognition for his efforts as power forward ... was also a utility player in baseball as a sophomore with a .367 on-base percentage and a 1.50 earned run average ... comes from a very athletic family, as his mother played volleyball at Ohio State, one sister played volleyball at Tulsa and his other sister plays volleyball at Colgate ... additionally, his cousin is NFL tight end Kyle Rudolph, who attended Notre Dame and is in his 12th pro season, currently with the Tampa Bay Buccaneers ... earned a place on the 5A All-State Academic First-Team following the 2022 football season ... ranks 11th out of 463 students in his class academically.

## Personal

Born on May 2, 2005, in Kingwood, Texas ... son of Wade and Holly Overmyer ... has two sisters, Libby and Hannah ... mother played volleyball at Ohio State ... sister, Libby, plays volleyball at Colgate, while Hannah played at Tulsa ... cousin of former Notre Dame and NFL tight end Kyle Randolph ... mechanical engineering major.



**Michael Petro • #92**  
**Place-kicker • 5-9 • 180 • R-Fr.-RS**  
**Flower Mound, Texas**  
**(Marcus HS)**

## 2023

Did not appear in any games.

## Prior to UTSA

Standout kicker at Flower Mound Marcus High School in the Metroplex ... two-time all-district selection ... missed only on field-goal attempt as a senior ... made 7 of 8 field goals with a long of 51 yards as a junior ... was perfect on extra points and posted 20 touchbacks in 2021.

## Personal

Born on Aug. 9, 2004 ... kinesiology major.



**Owen Pewee • #9**  
**Money Backer • 6-2 • 205 • R-So.-1L**  
**Katy, Texas**  
**(Cypress Park HS)**

## 2023

Played in all 13 games ... recorded 30 total tackles, 20 solo stops, 6.5 tackles for loss, one sack, three quarterback hurries, two pass breakups and an interception ... logged a season-high seven tackles with one behind the line of scrimmage in the 49-21 win against South Florida ... made four stops, including two TFLs and a sack, to go with a PBU in the 41-27 home victory over East Carolina ... picked off a pass in the 36-10 road triumph over Florida Atlantic ... had four tackles with 1.5 TFLs in the 49-34 win at Temple ... registered three stops with one for a loss at No. 18 Tulane ... tallied two tackles and a hurry in the 35-17 victory over Marshall in the Frisco Bowl, the program's first-ever bowl win.

## 2022

Appeared in four contests and used his redshirt season ... registered three total tackles, including two solo stops ... made a pair of unassisted tackles in the 51-7 rout of Louisiana Tech ... had a stop in the 48-27 victory over North Texas in the Conference USA Championship Game.

## Prior to UTSA

First-team all-district linebacker at Cy Park High School for head coach Greg Rogers ... helped lead the Tigers to the first round of the Class 6A Division II playoffs as a junior ... credited with 50 tackles, 30 solo stops, four tackles for loss, four pass breakups and an interception in 2020 ... consensus, three-star prospect by 247Sports, Rivals and ESPN ... rated by Dave Campbell's Texas Football as the ninth-best linebacker and in the top 50 overall prospects in the state ... also played basketball and helped

lead the team to the fourth round of the playoffs in 2021 ... member of the honor roll ... originally from Liberia.

## Personal

Born on Sept. 14, 2002 ... originally from Liberia ... multidisciplinary studies major.



**Austin Phillips • #51**  
**Long Snapper • 6-2 • 220 • R-Fr.-RS**  
**Sachse, Texas**  
**(Sachse HS)**

## 2023

Did not appear in any games.

## Prior to UTSA

Played multiple positions at Sachse High School in the Metroplex ... saw action at tight end, receiver and H-back ... caught 15 passes for 184 yards and three touchdowns during his prep career ... made nine grabs for 105 yards and a TD as a senior ... had six receptions for 79 yards and a pair of scores in 2021 ... ranked as the No. 3 long snapper in the state of Texas and 13th nationally for the class of 2023.

## Personal

Born on Dec. 7, 2004 ... business analytics major.



**Donald Quaiter Jr. • #78**  
**Defensive Line • 6-6 • 345 • R-Fr.-RS**  
**Dallas, Texas**  
**(Bishop Dunne HS)**

## 2023

Did not play in any games.

## Prior to UTSA

Two-way standout on the line for Bishop Dunne High School in Dallas ... TAPPS All-State Second-Team selection on the offensive line as a senior ... first-team all-district performer ... helped the Falcons piled up more than 4,400 yards of offense en route to the district title in 2022.

## Personal

Born on Feb. 19, 2005 ... finance major.



**Jared Randle • #11**  
**Wide Receiver • 6-2 • 180 • R-Jr.-1L**  
**San Antonio, Texas**  
**(Johnson HS)**

## 2023

Played in all 13 games ... caught two passes for 15 yards in the 49-21 home victory over South Florida.

## 2022

Saw action in a pair of contests ... had his first career reception with a 6-yard catch in the 51-7 rout of Louisiana Tech ... also played in the Cure Bowl versus No. 23 Troy.

## 2021

Did not appear in any games and used his redshirt season.

## 2020

Did not see any game action ... Conference USA Commissioner's Honor Roll member.

## Prior to UTSA

Three-sport standout at San Antonio Johnson High School ... earned first-team all-district accolades at both wide receiver and return specialist as a senior ... caught 40 passes for 637 yards and eight touchdowns with a long reception of 70 yards in 2019

# « MEET THE ROADRUNNERS »

... had 11 receptions for 208 yards as a junior ... averaged 16.6 yards per catch during his prep career ... also played basketball and competed for the track & field team.

## Personal

Born April 25, 2001 ... psychology major.



### Ben Rios • #57

**Offensive Lineman • 6-6 • 295 • R-So.-SQ**

**San Antonio, Texas**

**(Central Catholic HS)**

## 2023

Did not play in any games.

## 2022

Played in three games ... saw action in wins against Texas Southern, FIU and Rice ... Conference USA Commissioner's Honor Roll member.

## Prior to UTSA

2022 All-American offensive lineman at Central Catholic High School ... three-year starter who also saw time at defensive end under head coach Mike Santiago ... played in the 2022 U.S. Army All-American Bowl at the Alamodome ... two-time all-state selection ... first-team all-district performer as a senior and second-team all-district as a junior ... led the Buttons to the playoffs in each of his final three years, including a semifinal appearance as a senior ... three-star prospect according to 247Sports, Rivals and ESPN ... also played basketball and was a member of the debate team.

## Personal

Born on June 2, 2003 ... communication major with a minor in criminal justice.



### Jimmori Robinson • #8

**Outside Linebacker • 6-5 • 250 • R-Sr.-2L**

**Alexandria, Va.**

**(Hayfield Secondary HS/Monroe [N.Y.] College)**

## 2023

Played in all 13 games and drew one start ... broke the program's single-season record with 10 quarterback hurries ... posted 40 total tackles, 23 solo stops, 11 tackles for loss, 4.5 sacks, two pass breakups and a forced fumble ... tallied a season-high six tackles with 1.5 TFLs against Army ... matched that with six stops, including two behind the line, one sack and a forced fumble in the 49-34 win at Temple ... registered five tackles including 1.5 TFLs in the 37-29 road triumph over North Texas ... had a sack and a PBU in the 20-13 home win against Texas State ... logged four stops with one TFL and a half-sack in back-to-back victories over UAB and Florida Atlantic ... had three tackles with a half-TFL in the 35-17 victory over Marshall in the Frisco Bowl, the program's first-ever bowl win.

## 2022

Appeared in all 14 contests ... registered 25 total tackles, 11 solo stops, two tackles for loss, one pass breakup and a quarterback hurry ... also recovered an onside kick versus No. 20 Texas ... posted a season-high seven tackles in the 41-38 overtime win at Army ... made three stops in the 45-30 road triumph over Middle Tennessee ... had a pair of tackles, including one behind the line of scrimmage, in the 30-10 victory at FIU ... recorded two tackles with one TFL versus No. 23 Troy in the Cure Bowl ... tallied two stops and a PBU in the 34-31 comeback win over UTEP.

## 2021

Played in four games and used his redshirt season ... recorded two tackles and a pass breakup ... made one stop and broke up a pass in the 54-0 shutout of Lamar ... had a tackle in the 45-0 blanking of Rice ... also saw action in wins over Middle Tennessee and Southern Miss.

## Prior to UTSA

Transfer from Monroe College in New Rochelle, New York, where the Mustangs did not have a 2020-21 season due to the COVID-19 pandemic ... starred as a freshman

in 2019 at Dodge City (Kan.) Community College ... registered 20 tackles, including 10 tackles for loss ... posted three stops behind the line of scrimmage against both Iowa Western and Coffeyville and a pair of tackles for loss versus Ellsworth ... 3-star prospect by 247Sports, ESPN and Rivals, as well as the third-best edge defender and No. 19 overall JUCO prospect by 247Sports ... first-team all-state selection, all-region pick and unanimous all-conference honoree as a senior at Hayfield Secondary School in Fairfax, Virginia, after leading the state in sacks ... recorded 48 tackles, including 16 tackles for loss and 14 sacks, in 2018 ... also was a three-year letterman and all-district performer for the basketball team, averaging 13 points, nine rebounds and three assists per game as a senior after posting seven points and seven boards per contest as a junior.

## Personal

Born June 29, 2000 ... son of Akeshis Tugwell and Frederick Hazel ... has one sister, Shanelle Gould ... earned his bachelor's degree in 2024.



### Ken Robinson • #4

**Safety • 5-11 • 190 • R-Sr.-4L**

**Grand Prairie, Texas**

**(South Grand Prairie HS)**

## 2023

Started all 12 contests in which he was available ... led the team with 66 total tackles ... registered 42 solo tackles, two tackles for loss, four pass breakups and one quarterback hurry ... logged a season-high seven tackles in five different games ... made seven stops against Army ... also had seven tackles, a half-TFL and one PBU in the 49-34 win at Temple ... was involved in seven stops in the 41-20 home victory over UAB ... tallied seven tackles in the 41-27 victory against East Carolina ... turned in seven tackles, a TFL and a PBU in the 35-17 victory over Marshall in the Frisco Bowl, the program's first-ever bowl win ... made six stops and broke up a pass in the 49-21 home victory over South Florida ... also had six tackles in the 37-29 win at North Texas ... opened the campaign with five solo stops against Houston.

## 2022

Played in 13 games and earned a pair of starts ... posted 38 total tackles, 20 solo stops, 0.5 tackles for loss, four pass breakups, one interception and a quarterback hurry ... registered a season-high 12 tackles in the 44-38 double-overtime win at UAB ... had three stops, picked off a pass and added a PBU and hurry in the 48-27 win against North Texas in the Conference USA Championship Game ... tallied six tackles in the 45-30 road triumph over Middle Tennessee ... logged five tackles in the 34-31 comeback win over UTEP ... was in on three stops and broke up a pass in the 31-28 victory against WKU.

## 2021

Appeared in all 14 contests and made six starts at cornerback ... posted 41 total tackles, 27 solo stops, 2.5 tackles for loss and a team-high seven pass breakups ... registered a season-high seven tackles in the 49-41 win over WKU in the Conference USA Championship Game ... matched his season best with seven stops against San Diego State in the Frisco Bowl ... logged three PBUs to go along with five tackles in the 52-46 road triumph over WKU ... made five tackles, including 1.5 TFL, in the 45-0 blanking of Rice ... broke up a pair of passes in the 44-23 win at UTEP.

## 2020

Conference USA All-Freshman Team selection at defensive back ... played in nine games and drew five starts at cornerback ... registered 28 tackles, including 13 solo stops and one tackle for loss, to go along with three pass breakups and a forced fumble ... earned his first start against Army and posted a season-high 10 tackles and a forced fumble ... made five stops and broke up a pass in the 52-21 rout of UTEP ... had four tackles in the 23-20 road win over Southern Miss ... recorded a PBU in each of the final two games of the season.

## 2019

Played in four games and used his redshirt season ... recorded his first career tackle — a solo stop — at Baylor ... also saw action against UIW, North Texas and Louisiana Tech ... Conference USA Commissioner's Honor Roll member.

## Prior to UTSA

Speedy and athletic cornerback for head coach Brent Whitson at South Grand Prairie High School in the Dallas-Fort Worth Metroplex ... earned first-team all-district honors

# « MEET THE ROADRUNNERS »

at returner and second-team accolades at defensive back in 2018 ... helped the Warriors advance to the Class 6A Division playoffs as a senior ... first-team all-district performer as a junior ... his fourth-quarter interception secured a win against Cedar Hill and clinched a spot in the Class 6A Division I playoffs ... the Warriors advanced to the area round of the playoffs that season.

## Personal

Born Nov. 20, 2000 ... son of Kenneth and Tashara Robinson ... has two sisters, Kenya and Kennedy and one brother, Kent ... earned his bachelor's degree in finance ... currently working toward his MBA degree.



**Jakevian Rodgers • #27**  
**Cornerback • 6-1 • 155 • R-Fr.-RS**  
**Daingerfield, Texas**  
**(Daingerfield HS)**

## 2023

Played in a pair of contests during his true freshman season ... posted one solo tackle in the 35-17 victory over Marshall in the Frisco Bowl, the program's first-ever bowl win ... also saw action in the 34-14 home win against Rice.

## Prior to UTSA

Two-way star for head coach Davin Nelson at Daingerfield High School in East Texas ... first-team all-district selection at both wide receiver and cornerback ... had 78 receptions for 1,380 yards and 14 touchdowns ... posted 88 tackles, six tackles for loss, four interceptions and 12 pass breakups ... had 18 returns for 461 yards and three scores with an average of 25.6 yards per return ... helped the Tigers to a 10-3 record, a perfect 6-0 mark to win District 11-3A Division II and a run to the Region III title game ... tabbed Prospect on the Rise by Dave Campbell's Texas Football on Nov. 30, 2022 ... earned 2021 second-team all-district honors on offense and defense ... recorded 35 tackles and 11 pass breakups, collecting two interceptions and one defensive touchdown ... hauled in 28 catches for 580 yards and five TDs on offense ... listed on the 2021 Smoaky.com All-East Texas second-team as a cornerback ... three-star prospect by 247Sports and Rivals ... listed as the No. 26 cornerback in Texas and among the Texas Top 300 recruits by Dave Campbell's Texas Football ... ranked as the No. 82 cornerback by Rivals and the No. 92 athlete in the nation by 247Sports ... also competed for the track & field team ... as a sophomore, was the second leg of the Class 3A State and Region II champion 4x100-meter relay for Daingerfield, recording a time of 41.77 in the state final ... with Rodgers on the third leg, the Tigers also won the 4x200m relay crown at the 3A Region II Championships in 2021 ... ran third leg of the 2022 3A Region II Champion 4x200m relay (1:28.78) with the squad going on to finish fifth at the state meet.

## Personal

Born Dec. 12, 2003, in Mount Pleasant, Texas ... son of Demond Rodgers and Lashanta Craver ... has four siblings, Jakobie, Jakyrin, Jakyin and Karie ... communication major.



**Justin Rodriguez • #21**  
**Running Back • 5-7 • 180 • R-Sr.-SQ**  
**San Antonio, Texas**  
**(Johnson HS)**

## 2023

Did not appear in any games.

## 2022

Played in a pair of games ... rushed seven times for 24 yards, including an 11-yard dash and 1-yard touchdown run, in the 51-7 rout of Louisiana Tech ... carried seven times for 10 yards and had an 8-yard catch in the 41-7 victory at Rice ... Conference USA Commissioner's Honor Roll member.

## 2021

Appeared in a pair of games and used his redshirt season ... had two rushes for four yards and caught a 9-yard pass in the 54-0 shutout of Lamar ... also saw the field in the 45-0 blanking of Rice ... C-USA Commissioner's Honor Roll member.

## 2020

Saw action in the 52-21 rout of UTEP.

## Prior to UTSA

Star running back during his prep career at San Antonio Johnson High School ... rushed for 3,283 yards and 44 touchdowns on 472 carries (7.0 ypc) during his three years in the Jaguars backfield ... averaged 113.2 yards per game during his career ... carried 160 times for 1,135 yards and 16 TDs in eight games as a senior en route to first-team all-district accolades ... also caught 11 passes for 226 yards and four touchdowns in 2019 ... averaged 21.3 yards per kickoff return in his final season ... tallied 1,731 yards and 23 scores on 236 rushes as a junior ... had 417 rushing yards and five touchdowns as a sophomore in 2017 ... played in the San Antonio Sports All-Star Football Game in January 2020 at the Alamodome.

## Personal

Born Sept. 12, 2001 ... marketing major.



**Ezekiel Saldana • #83**  
**Wide Receiver • 5-9 • 180 • R-Fr.-RS**  
**Pecos, Texas**  
**(Pecos HS)**

## Prior to UTSA

Record-setting running back at Pecos High School in West Texas ... rushed for 2,149 yards and 26 touchdowns — both school records — on 253 carries in 2021 ... averaged 8.5 yards per attempt and 214.9 yards per game ... piled up a school-record single-game rushing total of 344 yards ... had a long kickoff return of 85 yards ... ran for 653 yards and seven scores on 44 totes in 2020 ... owns the Pecos career rushing touchdowns standard of 46 ... also competed in track & field ... finished fifth in the 200 meters in 21.65 and eighth in the 100 meters in 10.65 at the state meet after winning both races at the regional meet as a senior.

## Personal

Kinesiology major.



**Tate Sandell • #29**  
**Place-kicker • 5-10 • 190 • R-So.-11**  
**Port Neches, Texas**  
**(Port Neches-Groves HS)**

## 2023

Appeared in all 13 games as UTSA's primary kickoff specialist ... set the program's single-season record with 42 touchbacks ... kicked off a total of 77 times with zero out of bounds ... the kickoff coverage unit surrendered a return average of 19.3 yards ... made 1 of 2 field goals on the season ... made his first career field goal with a 47-yard effort in the 34-14 home win against Rice.

## 2022

Appeared in four games and used his redshirt season ... kicked off 20 times and registered one touchback ... successfully recovered his own onside kick in the 44-38 double-overtime win at UAB ... also played in both victories over North Texas as well as against No. 23 Troy in the Cure Bowl.

## Prior to UTSA

Standout kicker and punter at Port Neches-Groves High School in the Golden Triangle ... set the school record with 67 career extra points ... ranked in the top 15 nationally among kickers in the class of 2022 by 247Sports ... also played soccer for the Indians.

## Personal

Born on Oct. 14, 2003 ... management major.

# « MEET THE ROADRUNNERS »



**Anthony Santoscoy • #96**  
**Defensive Line • 6-5 • 270 • R-So.-SQ**  
**San Juan, Texas**  
**(Pharr-San Juan-Alamo HS)**

## 2023

Did not play in any games.

## Prior to UTSA

Standout defensive lineman at PSJA (Pharr-San Juan-Alamo) High School in the Rio Grande Valley ... two-year starter ... recorded 14 tackles, including seven solo stops and two sacks, in 2020.

## Personal

Born on Aug. 22, 2003 ... kinesiology major.



**Devin Scura • #81**  
**Tight End • 6-5 • 250 • R-Fr.-RS**  
**Manor, Texas**  
**(Manor HS)**

## 2023

Saw action in one game, the 34-14 home victory over Rice.

## Prior to UTSA

Three-year starter for head coach James Keller at Manor High School near Austin ... first-team All-District 25-6A as an offensive lineman in 2021 and 2022 ... named his team's Offensive Lineman of the Year three times, moving from tackle to taking snaps at tight end during his senior season ... on the final ballot for the Dave Campbell's Texas Football 2022 Whataburger Super Team ... recognized among the top-15 Austin-Area offensive linemen prior to his senior year by the Austin American-Statesman ... helped the Mustangs to a 7-4 record and a playoff appearance in 2022 ... key member of a 2021 squad that finished 9-3, as district runner-up and bi-district champion ... averaged 15.7 yards per catch ... earned Athletic Academic honors after his junior year ... also has experience as a long snapper ... rated a three-star prospect at tight end by 247Sports ... also played baseball for the Mustangs, batting .400 as a junior ... for the Manor track & field team, tossed a personal-best distance of 135-4 feet to finish 10th in the discus at the 2022 Region III-5A Championships ... participated in the 2022 Blue-Grey All-American Combine (Central Texas Regional).

## Personal

Born on June 9, 2005, in Laguna Hills, California ... son of Joseph and Teresa Scura ... has two siblings, Matt and Nichelle ... cyber security major.



**Vic Shaw • #31**  
**Outside Linebacker • 6-3 • 235 • R-Fr.-RS**  
**Texarkana, Texas**  
**(Pleasant Grove HS)**

## 2023

Played in four games during his true freshman season ... registered two tackles in the 41-27 home victory over East Carolina ... also saw action in wins against North Texas, South Florida and Marshall.

## Prior to UTSA

Defensive star for head coach Josh Gibson at Pleasant Grove High School in Texarkana ... racked up 197 tackles, 17 tackles for loss, 10.5 sacks, 30 hurries and five forced fumbles to aid the Hawks to three consecutive Class 4A Division II Regional final appearances ... played both ways for two years, recording 13 receptions for 253 yards (19.5 ypc) and seven touchdowns as a tight end ... helped the Hawks to an 11-3 finish as a senior in 2022 and earned first-team All-District 7-4A and Co-Defensive MVP honors after leading the circuit with 118 tackles, including 7.0 for loss and 6.0 sacks, while registering 16 hurries on the year ... first-team All-District 8-4A Division II and Co-Defensive Lineman MVP as a junior ... received Texas Sports Writers Association

All-State honorable mention and was named to the Smoaky.com All-East Texas Third Team ... first-team All-District 8-4A Division II selection at tight end following his sophomore season ... earned Academic All-State honorable mention as a senior ... consensus three-star defensive line prospect ... ranked as the No. 211 player in Texas by 247Sports and No. 12 defensive lineman in Texas among the Texas Top 300 from Dave Campbell's Texas Football ... also competes in track & field ... posted a 120-8.5 discus mark and 39-1 shot put distance in spring 2021, earning fifth and sixth, respectively, at the district meet.

## Personal

Born on March 21, 2005, in Texarkana, Arkansas ... son of Victor Shaw and Gabrielle Gamble ... has a brother, Bradley Shaw, and a sister, Jordan Lee ... construction science major.



**Asyrus Simon • #17**  
**Defensive Line • 6-4 • 255 • Sr.-4L**  
**Humble, Texas**  
**(Atascocita HS)**

## 2023

Played in 11 contests ... posted 16 total tackles, six solo stops, 2.5 tackles for loss, one sack, two quarterback hurries and a pass breakup ... registered three tackles including 1.5 TFLs in the 36-10 road triumph over Florida Atlantic ... also had three stops with one sack against No. 20 Tennessee ... made a trio of tackles in the 35-17 victory over Marshall in the Frisco Bowl, the program's first-ever bowl win ... logged two stops in the 20-13 win against Texas State ... also made a pair of tackles and broke up a pass against Army.

## 2022

Started 13 games on the defensive line ... registered 25 total tackles, 10 solo stops, three tackles for loss, 0.5 sacks, three pass breakups and a quarterback hurry ... opened the campaign with a season-high seven tackles and a PBU against No. 24 Houston ... had four stops, including a half-TFL, in the 41-38 overtime win at Army ... posted three tackles, including a TFL and half a sack, in the 30-10 road victory over FIU ... made three stops in the 51-7 rout of Louisiana Tech ... logged a pair of tackles with one behind the line of scrimmage in the 41-7 win at Rice.

## 2021

Played in all 14 contests and earned a pair of starts on the defensive line ... registered 26 total tackles, eight solo stops, three tackles for loss and half a sack ... posted four tackles, including two TFL and a half-sack, in the 45-16 road win over Louisiana Tech ... logged a season-high five stops versus North Texas ... made four tackles in the 54-0 shutout of Lamar ... had three stops in the 31-28 comeback win at Memphis ... also had three tackles in the 27-17 victory against Southern Miss.

## 2020

Saw action in a pair of games in his true freshman season ... posted three tackles ... registered a pair of stops at No. 15 BYU ... had one tackle versus Army.

## Prior to UTSA

Three-year letterman for head coach Craig Stump at Atascocita High School ... Dave Campbell's Texas Football Top 300 selection ... all-state, all-city and District 22-6A Defensive Player of the Year as a senior in 2019 ... leader on a defense that limited opponents to 15.6 points per game ... helped guide the Eagles to a 12-2 record, the District 22-6A title and the regional final round of the Class 6A Division I playoffs ... earned first-team all-district accolades as a junior ... posted 10 sacks in 2018 to help lead Atascocita to the district crown.

## Personal

Born June 20, 2001, in Houston ... son of Amon and Tynishia Simon ... has two brothers, Amon and Amir ... father played linebacker at Texas A&M ... brother, Amon, earned All-America accolades on the offensive line for Texas A&M-Commerce in 2019 ... multidisciplinary studies major.

# « MEET THE ROADRUNNERS »



**Travon Sylvester • #51**  
**Defensive Line • 6-2 • 285 • R-So.-1L**  
**St. Johns, Fla.**  
**(Bartram Trail HS)**

## 2023

Played in six contests ... made his first career tackle in the 41-20 home victory over UAB ... also saw action against Army, East Carolina, Rice, South Florida and in the 35-17 win against Marshall in the Frisco Bowl, the program's first-ever bowl win.

## 2022

Did not see any game action and used his redshirt season ... Conference USA Commissioner's Honor Roll member.

## Prior to UTSA

Star lineman at Bartram Trail High School in the Jacksonville, Florida, area ... named to the 2021 Volusia-Flagler-St. Johns All-Area Offense ... also competed in the throws for the track & field team ... posted personal bests of 50-3.25 in the shot put and 147-10.75 in the discus.

## Personal

Born on Nov. 30, 2003 ... kinesiology major.



**Venly Tatafu • #75**  
**Offensive Line • 6-4 • 345 • R-Sr.-2L**  
**Portland, Ore.**  
**(Cleveland HS/Independence [Kan.] CC)**

## 2023

Started all 13 games, the first four at left guard before making the move out to left tackle for the final nine contests ... key member of an offense that piled up 5,421 yards (421.6 yards per game), including 3,248 passing and 2,531 rushing ... rated with a 97.6 pass blocking efficiency by Pro Football Focus ... logged 978 total snaps, including 680 at left tackle ... helped UTSA tally a program-record 643 yards in the 49-21 rout of South Florida ... started at left tackle in the 41-27 home victory over East Carolina when the Roadrunners racked up 515 yards ... helped UTSA register 495 yards in the 49-34 win at Temple ... helped clear the way for a season-high 287 rushing yards in the 37-29 road triumph over North Texas.

## 2022

Appeared in 12 games and made seven starts at left tackle ... key member of an offense that ranked 12th nationally in total offense (476.0 ypg), 13th in passing yards per game (300.7) and 14th in scoring (36.8) ... helped provide protection for an aerial attack that set single season school records for passing yards (4,210), passing touchdowns (34), completions (341), attempts (503), completion percentage (.678) and passing efficiency (156.8) ... also helped pave the way for a ground game that churned out 2,454 rushing yards and 28 touchdowns ... did not allow a hit on the quarterback and surrendered only two sacks in 365 pass-blocking snaps according to Pro Football Focus.

## Prior to UTSA

Standout on the offensive line for head coach Jason Martin at Independence [Kan.] Community College ... named to the All-Kansas Jayhawk Community College Conference Second Team Offense at guard in 2021 ... three-star prospect by 247Sports and Rivals ... No. 3-ranked JUCO interior offensive line recruit according to 247Sports ... ranked 18th among all JUCO prospects by Rivals ... starred at Cleveland High School in Portland, Ore. ... 2019 Class 5A Northwest Oregon Conference West Lineman of the Year and first-team all-league selection on both sides of the ball as a senior ... honorable mention all-state at both center and defensive tackle ... second-team Portland Interscholastic League performer on the defensive line as a sophomore.

## Personal

Born on Nov. 16, 2002 ... multidisciplinary studies major.



**Donyai Taylor • #7**  
**Money Backer • 6-1 • 210 • Sr.-4L**  
**Shiner, Texas**  
**(Shiner HS)**

## 2023

Named to the All-American Athletic Conference Second Team ... started all 13 games ... registered 46 total tackles, 31 solo stops, seven tackles for loss, two sacks, six quarterback hurries, two pass breakups, one interception, one forced fumble and a fumble recovery ... logged a season-high 10 tackles with five unassisted and three TFLs in the 41-20 home win over UAB ... opened the campaign with five solo stops, including three behind the line of scrimmage with a sack, against Houston ... returned an interception 78 yards in the 37-29 win at North Texas ... made four unassisted tackles and returned a fumble 19 yards against No. 18 Tulane ... posted four stops, including a sack, and forced a fumble in the 34-14 home victory versus Rice ... had three tackles in back-to-back wins against Florida Atlantic and East Carolina ... was involved in three tackles and broke up a pass at No. 20 Tennessee.

## 2022

Appeared in 13 games and earned one start ... posted 29 total tackles, 18 solo stops, 2.5 tackles for loss, one sack, and a fumble recovery ... opened the campaign with six stops, including 1.5 TFLs and a half-sack, against No. 24 Houston ... logged a season-high eight tackles in the 31-28 victory over WKU ... made five stops with a half-sack in a start versus Texas Southern ... had a pair of tackles and returned a fumble eight yards in the 41-7 road win over Rice.

## 2021

Played in all 14 games ... posted 17 total tackles, six solo stops, 1.5 tackles for loss, one fumble recovery and a quarterback hurry ... registered three tackles, including one TFL, versus San Diego State in the Frisco Bowl ... had a season-high four stops against North Texas ... recorded three tackles in the 45-0 blanking of Rice ... posted a pair of stops in wins against Lamar and WKU.

## 2020

Saw action in all 12 contests in his true freshman season ... recorded 10 tackles and an interception ... picked off his first career pass and returned it 28 yards in the 37-35 win over Middle Tennessee ... registered a pair of tackles in the 52-21 rout of UTEP ... also made two stops in the 49-17 victory against North Texas.

## Prior to UTSA

Three-time honorable mention all-state selection for Shiner ... helped lead the Comanches to the district title and the regional semifinal round of the Class 2A Division I playoffs ... District 15-2A Most Valuable Player and honorable mention all-state running back as a senior ... rushed for 1,694 yards and 31 touchdowns on 121 carries in 2019 ... averaged 14 yards per rush and 128.8 yards per game ... also registered 116 tackles, 12 tackles for loss, four sacks, five quarterback hurries, two forced fumbles, two fumble recoveries, one interception and a pair of defensive TDs ... scored five touchdowns in a 55-0 victory over Hearne in the area round of the playoffs ... district MVP, second-team Padilla Poll All-State honoree at running back and an honorable mention all-state selection at running back and at defensive back as a junior ... rushed for 1,459 yards and 23 TDs in 2018 to help guide Shiner to a district crown and the regional semifinal round of the playoffs ... District 15-2A Division I Newcomer of the Year and honorable mention all-state pick as a sophomore ... also plays basketball for Shiner ... a track & field standout for the Comanches ... anchored the 4x100-meter and 4x200m relay teams to gold medals at the 2019 Class 2A State Championships.

## Personal

Born Aug. 19, 2002, in Yoakum, Texas ... son of Leonard Taylor and Barbara Curtis ... younger brother of former UTSA player Dadrion Taylor ... has a sister, leisha Garner ... multidisciplinary studies major.

# « MEET THE ROADRUNNERS »



**Brandon Tennison • #17**  
**Quarterback • 5-10 • 200 • R-Fr.-RS**  
**Gilmer, Texas**  
**(Gilmer HS)**

## 2023

Did not appear in any games.

## Prior to UTSA

Enrolled at UTSA in January 2023 ... District MVP and all-district quarterback for prep powerhouse Gilmer High School under head coach Alan Metzel ... three-year starter for the Buckeyes who has passed for 8,139 yards and 78 touchdowns during his career ... threw for 3,877 yards and 36 TDs and rushed for 468 yards as a senior, leading Gilmer to a 14-2 record and the 2021 Class 4A Division II State Championship Game ... named to the 2021 Whataburger Super Team ... threw for 3,866 yards and 40 TDs and rushed for 985 yards and 10 scores in 2020 ... led the Buckeyes to a 14-2 record and a state runner-up finish as a junior ... played on both sides of the ball as a sophomore and helped Gilmer to an 11-3 mark and a quarterfinal-round appearance in the playoffs ... three-star recruit by 247Sports ... also competed in track & field.

## Personal

Born on June 28, 2003 ... cyber security major.



**Houston Thomas • #88**  
**Tight End • 6-5 • 240 • R-So.-1L**  
**College Station, Texas**  
**(College Station HS)**

## 2023

Played in all 13 games and earned one start ... caught nine passes for 101 yards ... had three receptions for 17 yards against No. 18 Tulane ... was on the receiving end of a pair of passes for 24 yards in the 36-10 road triumph over Florida Atlantic ... had a season-long 26-yard reception in the 41-27 victory over East Carolina ... registered his first career catch with a 20-yarder in the season opener at Houston ... logged an 11-yard reception in the 20-13 home win against Texas State ... caught a pass in the 35-17 victory over Marshall in the Frisco Bowl, the program's first-ever bowl win.

## 2022

Saw action in four contests and used his redshirt season ... caught his first career pass in the 41-7 victory at Rice ... also played against Louisiana Tech, UTEP and No. 23 Troy in the Cure Bowl ... Conference USA Commissioner's Honor Roll member.

## Prior to UTSA

Standout tight end at College Station High School under head coach Steve Huff ... posted 1,551 yards and 13 touchdowns on 107 catches during his three-year prep career ... had 39 receptions for 650 yards and seven touchdowns as a senior ... named first-team all-district ... helped the Cougars to a 15-1 record and an appearance in the 2021 Class 5A Division I Championship Game ... caught 39 passes for 498 yards and three touchdowns as a junior ... helped lead College Station to a 10-2 record and the second round of the playoffs in 2020 ... three-star recruit by 247Sports, Rivals and ESPN ... also competed in track & field.

## Personal

Born on Jan. 20, 2004 ... kinesiology major.



**Ronald Triplette • #44**  
**Defensive Line • 6-2 • 250 • R-Jr.-2L**  
**Houston, Texas**  
**(Shadow Creek HS/Kansas State)**

## 2023

Played in all 13 games ... recorded 16 total tackles, seven solo stops, two tackles for loss, one sack, two quarterback hurries, a pair of fumble recoveries and a pass breakup ... logged a season-high three tackles in the 49-34 win at Temple ... registered a pair of tackles with 1.5 TFLs and a sack in the 36-10 road triumph over Florida Atlantic ... made two solo stops in the season opener at Houston ... had two tackles with a half-TFL in the 35-17 victory over Marshall in the Frisco Bowl, the program's first-ever bowl win ... also came up with two stops at No. 18 Tulane.

## 2022

Appeared in all 14 contests ... registered 18 total tackles, eight solo stops, 0.5 sacks, two quarterback hurries and a pass breakup ... posted six tackles, including a half-sack, in the 52-24 win over Texas Southern ... made a pair of stops and broke up a pass in the 41-7 victory at Rice ... also recorded two tackles in wins against WKU, Louisiana Tech and UTEP.

## 2021

Played in two games and redshirted the season.

## Prior to UTSA

Transfer from Kansas State who will have four years of eligibility remaining ... did not appear in any games for the Wildcats in 2020 ... standout defender for head coach Brad Butler at Shadow Creek High School ... tallied 110 tackles with 30 tackles for loss and six sacks over the final two seasons of his prep career ... posted 57 tackles and 17.0 TFL as a senior to help lead the Sharks to a 16-0 record and the 2019 Class 5A Division I State Championship ... earned first-team all-district honors as a junior ... helped Shadow Creek to a 15-1 record and a state title game appearance ... 3-star prospect by 247Sports, ESPN and Rivals ... regarded as the 69th-best strongside defensive end in the Class of 2020 by 247Sports ... also competed for the Sharks' track & field team.

## Personal

Born Nov. 20, 2001 ... son of Ronald Triplette and Valerie Williams ... has two brothers, Anthony and Noah ... a cousin, Arthur, played football at LSU ... earned his bachelor's degree in 2024.



**James Walley Jr. • #34**  
**Linebacker • 6-2 • 250 • R-Fr.-RS**  
**Missouri City, Texas**  
**(Ridge Point HS)**

## 2023

Played in a pair of contests ... recorded his first career tackle, a solo stop in the 35-17 victory over Marshall in the Frisco Bowl, the program's first-ever bowl win ... also saw action in the 34-14 home victory against Rice.

## Prior to UTSA

Two-time all-district linebacker for head coach Rick LaFavers at Fort Bend Ridge Point High School in Missouri City ... recorded 83 tackles, 11.0 tackles for loss and three sacks as a senior en route to first-team all-district honors ... also registered six pass breakups, four forced fumbles, one fumble recovery and a 65-yard pick six against Dulles ... helped the Panthers to a 10-3 overall record, the district title with a perfect 8-0 mark and the area round of the Class 6A Division I playoffs in 2022 ... collected 73 tackles, 12.0 TFLs, four sacks, two PBUs, one forced fumble, one interception and a safety as a junior ... aided Ridge Point to an 11-2 record, an undefeated district ledger and an area crown ... second-team all-district selection that season ... three-star prospect by 247Sports and Rivals ... rated as the No. 97 edge in the nation and the No. 180 player in Texas by 247Sports.

## Personal

Born on July 13, 2005, in Baltimore, Maryland ... son of James Walley and Denise Mayo-Walley ... has two brothers, Justin and Jordan ... cyber security major.

# « MEET THE ROADRUNNERS »



**Marcellus Wilkerson • #12**  
**Money Backer • 6-1 • 205 • Jr.-1L**  
**Fort Worth, Texas**  
**(Boswell HS/Garden City [Kan.] CC)**

## 2023

Played in seven games ... registered 15 total tackles, nine solo stops, one tackle for loss and a pass breakup ... logged a season-high four tackles, including a half-TFL, and broke up a pass in the 49-34 win at Temple ... made three stops in the 49-21 home victory over South Florida ... had a pair of tackles in the 35-17 victory over Marshall in the Frisco Bowl, the program's first-ever bowl win ... posted two tackles with a half-TFL in the 36-10 road triumph over Florida Atlantic ... also turned in two stops in the 41-20 home victory against UAB.

## Prior to UTSA

Transfer defensive back out of tradition-rich Garden City Community College in Kansas, where he played one season under head coach Tom Minnick ... played nine games at safety for the Broncbusters in 2022 ... accumulated 31 tackles, including 17 solo stops and 4.5 tackles for loss ... previously played one year at Feltrim Academy in Haines City, Florida ... District 3-6A Co-All-Purpose Player of the Year for head coach John Abendschan at Boswell High School in Fort Worth ... recorded 21 tackles with 1.5 TFLs, adding eight PBUs and an interception ... two-way threat who also carried the ball 67 times for 371 yards and three touchdowns ... three-star prospect by 247Sports and Rivals ... rated by 247Sports as the No. 52 junior college recruit and No. 9 JUCO cornerback ... Rivals rated him as the No. 38 JUCO player ... ESPN lists him as the No. 10 JUCO corner and No. 38 on the ESPN JC50 ... earned Vice President/Dean's Honor Roll recognition in 2022 at Garden City.

## Personal

Born on June 13, 2003 ... multidisciplinary studies major.



**Jace Wilson • #10**  
**Wide Receiver • 6-4 • 210 • R-So.-1L**  
**Denton, Texas**  
**(Guyer HS)**

## 2023

Played in all 13 games ... caught two passes for 26 yards ... hauled in a 13-yard reception in the 37-29 win at North Texas ... also had a 13-yard grab in the 35-17 victory over Marshall in the Frisco Bowl, the program's first-ever bowl win.

## 2022

Appeared in four contests and used his redshirt season ... saw action in wins against Louisiana Tech, Rice and UTEP as well as in the Cure Bowl versus No. 23 Troy.

## Prior to UTSA

Star wide receiver for prep powerhouse Denton Guyer High School under head coach Rodney Webb ... grabbed 32 passes for 343 yards in 10 games as a senior ... helped lead the Wildcats to a 14-2 record and an appearance in the 2021 Class 6A Division II State Championship Game ... named third-team all-district despite missing numerous regular season contests ... had a team-high 53 catches for 604 yards and six TDs to help Guyer to an 11-3 record and an appearance in the Class 6A Division II semifinal round as a junior ... first-team all-district selection in 2020 ... rated as a three-star prospect by 247Sports, Rivals and ESPN ... also played basketball and baseball.

## Personal

Born on Nov. 29, 2003 ... son of Derale and Lisa Wilson ... has two brothers, Jalen, who played basketball at Kansas, and Jevin ... multidisciplinary studies major.

## NEWCOMERS



**Shea Adams • #85**  
**Tight End • 6-4 • 220 • Fr.-HS**  
**Port Neches, Texas**  
**(Port Neches-Groves HS)**

## Prior to UTSA

Star multisport athlete at Port Neches-Groves High School in the Golden Triangle ... four-year letterman who played multiple positions in on the gridiron under head coach Jeff Joseph ... helped lead the Indians to a 15-1 record and the 2023 Class 5A Division II State Championship ... played quarterback and wide receiver as a senior ... had 15 receptions for 196 yards and three touchdowns, rushed for 299 yards and seven TDs and passed for 289 yards and four scores despite playing in only nine games in 2023 ... rushed for 850 yards and 24 touchdowns and caught 35 passes for 429 yards and five TDs as a junior ... named first-team all-district at wide receiver and second-team all-district at utility in 2022 ... helped guide PNG to a 13-3 record and an appearance in the Class 5A state title game ... also a member of the baseball, basketball and track & field teams ... member of the National Honor Society ... graduated 15th in his class of 376.



**David Adedoyin • #49**  
**Outside Linebacker • 6-2 • 210 • So.-HS**  
**Mansfield, Texas**  
**(Legacy HS)**

## Prior to UTSA

Joined the Roadrunners in Spring 2024 ... played football and basketball at Mansfield Legacy High School in the Fort Worth area.



**DJ Allen • #15**  
**Wide Receiver • 5-11 • 190 • R-So.-TR**  
**Gladewater, Texas**  
**(Gladewater HS)**

## Prior to UTSA

Transfer wide receiver from TCU ... appeared in three games in 2023 after redshirting the previous season ... had a pair of receptions for 10 yards ... two-way star for head coach Jonny Louvier at Gladewater High School in East Texas ... District 6-3A Division I MVP as a junior and senior ... totaled 71 receptions, 1,604 receiving yards and 18 receiving touchdowns and added 1,133 rushing yards and 10 TDs on the ground during his prep career ... passed for 741 yards and three touchdowns and rushed for 1,008 yards and 10 TDs as a senior ... also caught 12 passes for 288 yards and a score ... recorded 24 tackles, a sack, eight pass breakups, a forced fumble and fumble recovery in 2021 ... a first-team all-district selection at wide receiver as a sophomore ... helped lead the Bears to a 10-4 record and a 3A Division I state quarterfinal appearance that season ... four-star recruit who was ranked by 247Sports as the No. 28 wide receiver in the nation as a senior ... rated the No. 27 player in Texas and No. 161 nationally ... also lettered in basketball, baseball and track & field ... placed fourth as a junior at the 2021 Texas 3A state meet in the 100 meters (10.92) and eighth in the long jump (20-9) ... set personal records of 10.82 in the 100m and 22-8.25 in the long jump at regionals that year.

## Personal

Born on Jan. 30, 2004 ... son of Dennis and Suzana Allen ... has four sisters, Jasmine, Makayla, Nikki and Raven ... multidisciplinary studies major.

# « MEET THE ROADRUNNERS »



**Daniel Alonso • #62**  
**Offensive Line • 6-4 • 310 • Fr.-HS**  
**San Antonio, Texas**  
**(Holy Cross HS)**

#### Prior to UTSA

First-team all-state and first-team all-district selection at Holy Cross High School in San Antonio ... TAPPS Division 3 Offensive Lineman of the Year ... helped lead the Knights to the state championship game as a senior.



**Andrew Alvarado • #66**  
**Offensive Line • 6-4 • 305 • R-Jr.-TR**  
**Edinburg, Texas**  
**(Vela HS/Houston Christian)**

#### Prior to UTSA

Transfer offensive lineman from Houston Christian, where he played in 20 games over the past three seasons ... saw action in four contests in 2023 ... started six games and appeared in nine as a sophomore ... played in seven games as a true freshman ... named to the Southland Conference Commissioner's Honor Roll ... two-year starter at Robert Vela High School in Edinburg for head coach John Campbell ... started every game as a senior and helped lead the Sabercats to the District 31 -6A title ... earned first-team all-district and all-area accolades ... second-team academic all-state selection.

#### Personal

Born on Aug. 4, 2003 ... biology major.



**Mekhi Anderson • #33**  
**Wide Receiver • 5-9 • 165 • Fr.-HS**  
**Tampa, Fla.**  
**(Armwood HS)**

#### Prior to UTSA

Speedy offensive weapon for head coach Evan Davis at Armwood High School in Tampa, Florida ... piled up more than 1,200 all-purpose yards over his final two prep seasons ... caught 33 passes for 668 yards and 10 touchdowns and averaged 20.2 yards per reception as a senior ... also rushed for 103 yards and a TD on 15 attempts and had a kickoff return for a touchdown to help lead the Hawks to a district championship and playoffs ... had 21 catches for 381 yards and three scores his junior year ... also a state qualifier in the 100 meters, 200m and 4x100m relay ... has clocked personal bests of 10.70 in the 100m and 21.35 in the 200m.



**Frankie Arthur • #25**  
**Running Back • 5-10 • 210 • Fr.-HS**  
**Conroe, Texas**  
**(Oak Ridge HS)**

#### Prior to UTSA

Three-time all-district running back for head coach Mark Schmid at Conroe Oak Ridge High School ... first-team All-District 13-6A selection as a senior ... shared District 13-6A Offensive Player of the Year honors as a junior ... rushed for 1,445 yards and 18 touchdowns on 159 attempts, averaging 9.1 yards per carry that season ... also caught 19 passes for 250 yards and a pair of scores in 2022 ... earned honorable mention all-district accolades as a sophomore after rushing for 658 yards and six TDs ... four-star prospect who was rated the No. 5 running back in Texas and 19th in the nation by 247 Sports ... tabbed the No. 6 RB in the state by Dave Campbell's Texas Football ... also a member of the track & field team ... clocked a personal-best time of 10.60 seconds in the 100 meters ... younger brother of Adrian Peterson, who was an All-American and runner-up for the 2004 Heisman Trophy at Oklahoma before being selected by the Vikings with the seventh overall pick in the 2007 NFL Draft.



**Kendrick Blackshire • #10**  
**Inside Linebacker • 6-1 • 250 • Sr.-TR**  
**Duncanville, Texas**  
**(Duncanville HS/Alabama)**

#### Prior to UTSA

Transfer inside linebacker from Alabama ... played in 24 games during his three seasons in Tuscaloosa ... tallied 25 total tackles, 13 solo stops, two tackles for loss, one forced fumble and a fumble recovery ... starred at Duncanville High School for head coach Reginald Samples ... first-team MaxPreps All-American and second-team all-state performer as a senior in 2020 ... helped the Panthers to a 10-2 record and the state semifinal round of the Class 6A Division I playoffs ... coached by Chris Hudler at Mesquite Horn High School to his junior season ... totaled 111 tackles, including nine for loss and one sack as a sophomore ... selected as the District 11-6A Co-Defensive Newcomer of the Year as a freshman in 2017 ... consensus four-star prep prospect ... Rivals' No. 8 inside linebacker and the No. 19 player overall from Texas ... No. 144 player overall on the 247Composite and the eighth-rated inside linebacker by the same site ... listed at No. 177 on the ESPN300 and the No. 4 inside linebacker.



**Johnny Bowens • #19**  
**Defensive Line • 6-3 • 290 • R-Fr.-Tr**  
**Converse, Texas**  
**(Judson HS/Oregon)**

#### Prior to UTSA

Transfer defensive lineman from Oregon who starred for head coach Mark Soto at Converse Judson High School ... played in three games as a true freshman in 2023 for the Ducks ... recorded a pair of tackles in a win over Portland State ... also saw action against Hawai'i and Cal ... PrepStar Top 300 All-American ... Under Armour All-American and first-team all-district selection at defensive end as a senior ... posted 24 tackles, eight tackles for loss, four sacks and a pass breakup for the Rockets ... honorable mention all-state pick and first-team all-district performer at defensive end as a junior ... finished with 36 tackles, eight tackles for loss, two sacks, two forced fumbles and four pass PBUs ... made 13 tackles, five tackles for loss, 2.5 sacks and a pair of pass breakups as a sophomore ... consensus four-star prospect out of high school ... ranked as a top-300 player nationally by 247Sports (No. 175), Rivals (No. 231) and the 247Sports composite (No. 263) ... rated as a top-50 player at his position, peaking as the 19th-overall strong-side defensive end by Rivals ... consensus top-10 player in Texas at his position, including as the third-overall strong side defensive end by Rivals



**Elliott Brow • #82**  
**Wide Receiver • 5-7 • 150 • Jr.-HS**  
**Houston, Texas**  
**(Clear Springs HS)**

#### Prior to UTSA

Joined the Roadrunners in Spring 2024 ... defensive back and return specialist at Clear Springs High School ... posted 52 tackles and a pair of interceptions in 2020 ... also had two picks in 2019 ... also competed for the track & field team.



**Errionn Brow • #36**  
**Cornerback • 5-7 • 155 • Jr.-HS**  
**Houston, Texas**  
**(Clear Springs HS)**

#### Prior to UTSA

Joined the Roadrunners in Spring 2024 ... played defensive back and returned kicks at Clear Springs High School ... registered 44 tackles and three interceptions in 2020 ... had 49 stops and a pick in 2019 ... also competed for the track & field team.



# « MEET THE ROADRUNNERS »



**Briley Brown • #72**  
**Offensive Line • 6-4 • 305 • Fr.-HS**  
**San Antonio, Texas**  
**(O'Connor HS)**

### Prior to UTSA

Three-year starter in the offensive line for head coach David Malesky at San Antonio O'Connor High School ... two-time first-team all-district performer ... selected to play in the San Antonio All-Star Game ... rated as a three-star prospect by 247Sports and Dave Campbell's Texas Football, which ranks him as the No. 6 center in the state ... also competes for the track & field team ... won the district title in the shot put and advanced to the area meet, where he finished second, and the regional meet, placing in the top 10 as a junior ... owns a personal-best mark of 50-5 in the shot put ... member of the National Honor Society ... two-time first-team academic all-district in track & field and three-time second-team academic all-district in football ...

### Personal

Born on Dec. 2, 2005, in San Antonio, Texas ... son of Andy and Shannon Brown ... brother, Brady, played offensive line for UTSA in 2011 ... brother, Baylen, played football for Texas Tech in 2013-16 ... brother, Brannon, played football for TCU in 2019-22 ... also has a sister, Bethany ... grandfather, Bobby Maples, played football at Baylor and in the NFL for 14 seasons with the Oilers (1965-70), Steelers (1971) and Broncos (1972-78) ... a great uncle, Harold Denney, played basketball at Texas Tech (1962-65) and is a member of the Texas Tech Hall of Fame ... a cousin, Cody Lubojasky, played linebacker at Houston (2005-08) ... interdisciplinary studies major.



**Demetrius Davis Jr. • #13**  
**Quarterback • 5-10 • 200 • R-Jr.-TR**  
**Houston, Texas**  
**(North Shore HS/Alabama State)**

### Prior to UTSA

Transfer quarterback from Alabama State who started his collegiate career at Auburn ... played in 14 games and completed 136 of 219 passes for 1,617 yards and 10 touchdowns and rushed for 353 yards and a pair of scores during his two seasons at Alabama State ... threw for a season-high 272 yards and ran for 44 against Arkansas-Pine Bluff in 2022 ... chosen as MVP of the 2022 MEAC-SWAC Challenge after completing 16 of 23 passes for 184 yards and a TD to go with 37 rushing yards against Howard ... did not appear in any games during his lone season (2021) at Auburn ... dual-threat QB for head coach Jon Kay at North Shore High School ... guided the Mustangs to a 15-1 record and an appearance in the Class 6A Division I state championship game in 2020 ... named second-team all-state and District 21-6A MVP as a senior ... passed for 2,453 yards and 30 touchdowns and rushed for 529 yards and 14 scores that season ... helped North Shore to a 15-1 record and second straight state championship as a junior ... earned first-team all-state and District 21-6A Offensive co-Player of the Year accolades in 2019 ... was named District 21-6A MVP as a sophomore after leading the 16-0 Mustangs to the Class 6A D-I state title ... named MaxPreps National Sophomore of the Year ... also a member of the track & field program ... ESPN rated him as the nation's No. 4 dual-threat prep quarterback ... was a top-12 prospect at his position nationally by Rivals, 247Sports and PrepStar ... member of the A/B Honor Roll.



**Bryson Donnell • #22**  
**Running Back • 5-10 • 215 • So.-TR**  
**Tyler, Texas**  
**(Legacy HS/Texas Tech)**

### Prior to UTSA

Transfer running back from Texas Tech ... played in 16 contests for the Red Raiders over his two seasons in Lubbock ... had 87 yards on 20 rushing attempts ... carried eight times for 49 yards including a 38-yard dash against West Virginia as a true freshman in 2022 ... standout for head coach Joe Willis at Tyler Legacy High School ... rushed for 2,644 yards and 37 touchdowns and caught 57 passes for 636 yards and five TDs during his prep career ... helped lead the Red Raiders to the area round of the Class 6A Division II playoffs each of his last two seasons ... first-team all-district selection as a return specialist and second-team All-East Texas pick by the Tyler Morning Telegraph as a senior ... rushed for 868 yards and 15 scores on 142 carries and caught 35 passes for 412 yards and three TDs as a senior ... also returned 16 kickoffs for 206 yards and a touchdown in 2021 ... 2021-22 Best Preps Tyler UT Health East Texas Orthopedic & Sports Medicine Institute Male Athlete of the Year ... piled up 1,159 yards and 12 TDs on the ground as a junior en route to first-team all-district accolades ... also had 15 kick returns for 266 yards in 2020 ... consensus three-star prospect by 247 Sports, Rivals and ESPN ... ranked as the No. 31 running back in the country and the No. 56 overall recruit in Texas by 247 Sports ... listed 35th among running backs nationally and No. 86 among Texas recruits by Rivals ... also a member of the track & field team ... member of the A/B Honor Roll



**Jaylen Garth • #71**  
**Offensive Line • 6-6 • 320 • R-Jr.-TR**  
**Port Neches, Texas**  
**(Port Neches-Groves HS/Houston)**

### Prior to UTSA

Transfer offensive lineman from Houston ... appeared in seven games in 2023 for the Cougars after redshirting the year prior ... saw action in wins against West Virginia and Baylor ... started his collegiate career at Texas and played in a pair of contests in 2021 ... first-team all-district performer and Port Arthur News Super Team selection at Port Neches-Groves High School ... missed his senior season (2019) and second half of his junior campaign due to a knee injury ... helped the Indians average 37.4 points per game in the seven games in which he appeared during the 2018 season ... helped lead PNG to a 9-4 overall record, a district title with a 6-1 mark and an appearance in the Class 5A Division II region semifinal round ... as a sophomore in 2017, helped the Indians to a 10-2 overall record, a district championship with a 7-1 mark and the playoffs ... key part of an offense that averaged 48.3 points and 480 yards per game ... rated No. 152 nationally, No. 18 at offensive tackle, and No. 23 overall in Texas by 247Sports as a prepster ... ranked No. 193 on the ESPN300, No. 24 at offensive tackle and No. 31 overall in Texas ... was No. 40 at offensive tackle and No. 52 overall in Texas by Rivals ... Texas Top 300 pick by Dave Campbell's Texas Football ... rated No. 26 on the Austin American-Statesman's Fab 55.

### Personal

Born on June 8, 2002 ... multidisciplinary studies major.

# « MEET THE ROADRUNNERS »



**Denver Harris • #21**  
**Cornerback • 6-0 • 190 • Jr.-TR**  
**Houston, Texas**  
**(North Shore HS/LSU)**

### Prior to UTSA

Transfer cornerback from LSU ... played in five games and registered seven total tackles, six solo stops and two pass breakups in 2023 ... recorded a season-high five stops in a 34-31 win over Arkansas ... began his collegiate career at Texas A&M in 2022 ... appeared in five games and posted 14 tackles and three pass breakups for the Aggies ... logged a season-high four tackles and a PBU against Alabama ... made three stops versus Mississippi State ... named to The Athletic's midseason Freshman All-America team ... three-time all-district selection for Jon Kay at North Shore High School ... 2022 Under Armour All-American ... led North Shore High School to the Class 6A D-I state championship in 2021 after reaching the semifinals in 2020 ... was a 2020 first-team MaxPreps Junior All-American and the District 21-6A Defensive Player of the Year ... first-team All-District 21-6A performer at cornerback as a sophomore, when he helped North Shore to a 15-1 record and a second consecutive Class 6A D-I state championship ... rated as a five-star recruit by Rivals and a 4-star prospect by 247 Sports and ESPN.

### Personal

Born on Sept. 22, 2003 ... multidisciplinary studies major.



**Will Henderson III • #27**  
**Running Back • 5-10 • 180 • Fr.-HS**  
**Gilmer, Texas**  
**(Gilmer HS)**

### Prior to UTSA

Speedy running back who starred for head coach Alan Metzel at Gilmer High School ... rushed for a school-record 2,736 yards and 35 touchdowns on 291 carries to help lead the Buckeyes to a 13-3 record and the 2023 Class 4A Division II state title ... averaged 9.4 yards per attempt and 171.0 yards per game ... also caught 36 passes for 430 yards and three scores ... Padilla Poll Coaches 4A D-II Offensive Player of the Year, TSWA All-State First Team and District 7-4A Offensive MVP as a senior ... logged 12 100-yard games ... piled up 1,142 yards and 13 TDs in six playoff games including 271 yards and four scores in a 79-42 win over Glen Rose in the semifinals ... was named the Class 4A D-II State Championship Game Offensive MVP after tallying 227 yards and a TD in the 28-26 victory over Bellville ... also topped 200 yards against Chapel Hill (221), Lindale (211), Walnut Grove (262), Spring Hill (250), Center (206) and Sunnyvale (220) ... rushed for 1,036 yards and 14 TDs as a junior averaged 8.56 yards per carry ... helped lead Gilmer to an 11-1 record and the third round of the Class 4A D-II playoffs ... three-star prospect by 247Sports, Rivals and Dave Campbell's Texas Football, which ranks him as the No. 8 running back in the state of Texas ... also a standout for the track & field program to help lead the Buckeyes to back-to-back state titles ... grabbed the gold medal in the 100 meters with a 10.40 clocking and anchored the 4x100m (40.56) and 4x200m (1:24.71) relays to first place at the 2024 state meet ... sped to the Class 4A crown in the 100m after clocking a 10.28 at the 2023 state meet ... also anchored Gilmer's 4x100m (41.15) and 4x200m (1:25.90) relay teams to gold at the state meet that year ... silver medalist in the 100m as a sophomore after crossing second in 10.48 ... also clocked a personal-best time of 20.52 in the 200m.



**Caile Hogan • #25**  
**Punter • 6-0 • 215 • Jr.-HS**  
**Eltham North, Australia**  
**(Marcellin College)**

### Prior to UTSA

Product of Prokick Australia, which produced UTSA record-setting punter Lucas Dean ... played Australian Rules Football for Marcellin ... attended Swinburne University of Technology in Melbourne, Australia.

### Personal

Born on Nov. 13, 2001 ... multidisciplinary studies major.



**Preston Huneycutt • #52**  
**Offensive Line • 6-3 • 300 • Fr.-HS**  
**Hutto, Texas**  
**(Hutto HS)**

### Prior to UTSA

Versatile offensive lineman for head coach Will Compton at Hutto High School near Austin ... named to the District 12-6A First Team as a senior ... was credited with more than 60 knockdowns in 2023 ... helped the Hippos pile up 2,190 yards and 27 touchdowns on the ground and 3,984 yards and 36 TDs through the air during his final campaign ... Hutto rushers averaged 5.6 yards per carry and logged eight 100-yard games in 2023 ... also competed on the track & field team ... all-district performer in the discus.



**Davion Hurth • #54**  
**Offensive Line • 6-4 • 295 • Fr.-HS**  
**Mesquite, Texas**  
**(Horn HS)**

### Prior to UTSA

Standout offensive lineman for head coach Courtney Allen at Mesquite Horn High School in the Metroplex ... named first-team All-District 10-6A as a senior ... voted Team Offensive MVP in 2023 ... three-star prospect by 247Sports and Dave Campbell's Texas Football, which rated him as the No. 14 offensive guard in the state ... also competed for the track & field team ... advanced to the area round in the shot put ... owns a personal-best mark of 46-11.5 in the shot put ... also a member of the "A" Honor Roll.

### Personal

Born on Feb. 25, 2006 ... son of Gavin Hurth and Tadra Madkins ... has one brother, Gavin Jr., and a sister, Aubriana.



**Ian Jackson • #24**  
**Inside Linebacker • 6-2 • 220 • R-Jr.-TR**  
**Prattville, Ala.**  
**(Prattville HS/Alabama)**

### Prior to UTSA

Transfer linebacker from Alabama ... appeared in three games during the 2022 season for the Crimson Tide after redshirting the year prior ... all-state performer for head coach Caleb Ross at Prattville High School ... recorded more than 100 tackles in each of his final two seasons ... had 11 tackles for loss and five sacks as a senior ... named to the Alabama Sports Writers Association Class 7A All-State Second Team ... landed on the Montgomery Advertiser All-Metro Team after the 2019 season ... posted 12 TFLs and seven sacks as a junior ... consensus four-star prospect as a prepster ... listed at No. 216 on the Top247 and ranked as 247Sports' No. 14 player at his position ... rated the No. 14 outside linebacker in the country and No. 7 in the state of Alabama on the 247Composite ... the eighth-rated player from Alabama by 247Sports, Rivals and ESPN ... also played baseball for the Lions.

### Personal

Born on March 26, 2003 ... communication major.

# « MEET THE ROADRUNNERS »



**CJ James Jr. • #51**  
**Offensive Line • 6-3 • 310 • R-Sr.-TR**  
**Springfield, Mass.**  
**(Central HS/New Mexico)**

#### Prior to UTSA

Transfer offensive lineman from New Mexico ... made the start at center in all 12 games in 2023 for the Lobos ... started the first seven games at center in 2022 before getting injured early in the first quarter against New Mexico State ... returned to the starting lineup at right guard for a pair of games before moving back to center for the final two ... played one season (2020) at Abilene Christian, where he served as the starting center for an offense that averaged nearly 400 yards of offense per game, including 180 yards on the ground ... redshirted for one season at Lackawanna Junior College ... starred at Springfield Central High School for head coach Valdamar T. Brower ... helped his team win the 2019 Massachusetts state championship.



**Kenyan Kelly • #25**  
**Safety • 6-1 • 175 • Fr.-HS**  
**Denison, Texas**  
**(Denison HS)**

#### Prior to UTSA

Athletic defensive back who starred at Denison High School for head coach Brent Whitson ... first-team All-District 7-5A Division II selection at safety as a senior ... posted 82 total tackles, 54 solo stops, four tackles for loss, an interception and two fumble recoveries in 2023 ... four-star prospect by 247Sports and a three-star prospect by Rivals and Dave Campbell's Texas Football, which ranks him as the No. 16 safety in the state ... registered 92 total tackles, three tackles for loss, four interceptions and three fumble recoveries as a junior ... also competes for the track & field team ... owns personal bests of 22.91 in the 200 meters and 42-11 in the triple jump.



**Matthew Lambert • #56**  
**Outside Linebacker • 6-0 • 225 • So.-HS**  
**Richmond, Texas**  
**(George Ranch HS)**

#### Prior to UTSA

Joined the Roadrunners in Spring 2024 ... All-District 20-6A selection as a senior at George Ranch High School in the Greater Houston Area ... posted 11 tackles for loss and five sacks in 2022.



**Fred Lewis • #41**  
**Inside Linebacker • 5-11 • 225 • Sr.-TR**  
**Summit, Miss.**  
**(North Pike HS/Henderson State)**

#### Prior to UTSA

Played in 11 games at Henderson State in 2023 ... registered 40 total tackles, two tackles for loss, one sack, one forced fumble and a fumble recovery ... made a season-high seven tackles against Southwestern Oklahoma ... all-national and all-state linebacker at Southwest Mississippi Community College ... academic all-state ... led the Bears in tackles in back-to-back years ... three-time all-region selection and two-time all-state honoree at North Pike High School ... invited to the North vs. South All-Star Game, where he was named Defensive MVP ... earned all-state honors in track & field.

#### Personal

Born on Aug. 17, 2003 ... son of Chiquita and Chris Daniels ... has two siblings, Cha'querria and Jermarius, a safety at UTSA.



**Jermarius Lewis • #14**  
**Safety • 5-11 • 190 • Jr.-TR**  
**Summit, Miss.**  
**(North Pike HS/New Mexico)**

#### Prior to UTSA

Transfer safety from New Mexico where he played in 24 games and made 11 starts over the 2022 and 2023 seasons ... posted 68 total tackles, 37 solo stops, 4.5 tackles for loss, one sack, eight pass breakups, three interceptions and a forced fumble for the Lobos ... made seven starts in 2023 and registered 45 tackles, 3.5 TFLs, one sack, seven PBUs, three picks and a forced fumble ... recorded a season-high nine tackles against Nevada ... earned four starts as a freshman in 2022, making 23 stops and breakup up a pass ... averaged 15.7 yards on three punt returns with a long of 36 against Wyoming ... also had a long kickoff return of 21 yards in 2022 ... starred for head coach Matt Mock at North Pike High School ... first-team all-state selection ... named Team MVP ... three-star prospect by 247Sports ... earned the Jaguar Award and was named a Bernard Blackwell All-Star ... also named North Pike Student of the Month and Mr. North Pike ... was a member of FCA, Geek Squad and jag2jag.

#### Personal

Born on April 21, 2004 ... son of Christopher and Chiquita Lewis ... brother, Fred, is currently an inside linebacker at UTSA ... an uncle, Glover Quin, played at New Mexico ... management major.



**Nate Markiewicz • #34**  
**Tight End • 6-5 • 250 • Fr.-HS**  
**McKinney, Texas**  
**(North HS)**

#### Prior to UTSA

Three-time first-team all-district tight end for head coach Kendall Brewer at McKinney North High School ... had 23 receptions for 320 yards and six touchdowns as a senior to help lead the Bulldogs to the playoffs ... caught 14 passes for 136 yards as a junior ... rated as a three-star prospect by 247Sports and Dave Campbell's Texas Football, which ranks him as the No. 8 tight end in the state ... ranked as the No. 3 tight end in Texas and 28th in the nation by ESPN.



**Jonah Miller • #78**  
**Offensive Line • 6-8 • 285 • R-Jr.-TR**  
**Tucson, Ariz.**  
**(Salpointe Catholic HS/Santa Rosa [Calif.] JC)**

#### Prior to UTSA

Transfer offensive lineman from Santa Rosa Junior College in California ... earned first-team National Division All-NorCal League honors ... four-star prospect and the top-ranked JUCO interior offensive lineman in the nation by 247Sports ... four-star recruit and ranked No. 6 nationally among all JUCO players by Rivals ... started his collegiate career at Oregon in 2021 ... did not appear in any games ... out of high school, was a consensus four-star recruit and top-300 player nationally ... a top-20 offensive guard by 247Sports (No. 15) ... was in the top 30 among tackles by ESPN (No. 24) and Rivals (No. 28) ... consensus top-five player from Arizona by Rivals (No. 4), 247Sports (No. 5), ESPN (No. 5) and the 247 composite (No. 5) ... No. 1 offensive guard in the state by 247Sports and the 247 composite, and the second-ranked tackle in Arizona by ESPN and Rivals ... played freshman through junior seasons at Salpointe Catholic High School before opting out of his senior year during the COVID-19 pandemic ... selected to All Sports Tucson's All-Decade team at the end of 2019 ... first-team 4A all-state selection as a junior ... earned first-team All-Kino League honors ... also competed for the track & field team.

#### Personal

Born on Oct. 9, 2002 ... multidisciplinary studies major.

# « MEET THE ROADRUNNERS »



**Tyran Milton • #15**  
**Cornerback • 5-11 • 185 • Jr.-TR**  
**Lawrenceville, Ga.**  
**(Central Gwinnett HS/Fullerton [Calif.] JC)**

### Prior to UTSA

Transfer cornerback from Fullerton College in California ... named first-team all-state by the JC Athletic Bureau California Community College Football Coaches Association in 2023 ... posted 22 total tackles, two tackles for loss, three interceptions, five pass breakups and a fumble recovery as a sophomore for the Hornets ... logged three stops and a 10-yard interception return in a 44-20 win over Mt. SAC ... also picked off passes in victories over Palomar and Riverside ... two-way star at Central Gwinnett High School in Lawrenceville, Georgia ... posted 75 total tackles, 45 solo stops, six interceptions and five pass breakups defensively ... caught 14 passes for 467 yards and six touchdowns as a wide receiver ... named 2019 Defensive Back of the Year ... also was a member of the track & field team.



**Kamar Missouri • #55**  
**Offensive Line • 6-6 • 305 • R-Jr.-TR**  
**Baltimore, Md.**  
**(Mergenthaler Vo-Tech HS/Rutgers)**

### Prior to UTSA

Transfer offensive lineman from Rutgers ... drew four starts at right tackle in 2023 ... offense did not allow a sack and rushed for 256 yards in his first career start against Virginia Tech ... helped the Scarlet Knights rush for 254 yards versus Temple ... part of unit that allowed no sacks in the win over Northwestern ... saw action in nine contests over the 2021 and 2022 campaigns ... first-team all-state performer for head coach Patrick Nixon at Mergenthaler Vo-Tech High School ... played defensive end and tackle for the Mustangs ... helped Mergenthaler Vo-Tech to an 11-1 record and an appearance in the Class 3A state semifinals as a senior in 2019 ... member of a defense that allowed just only 6.1 points per game his final season ... posted 70 tackles, 22 tackles for loss, 8.5 sacks, two forced fumbles and a pair of fumble recoveries en route to first-team All-MPSSAA honors ... chosen to the All-Metro First Team by The Baltimore Sun ... also played at New Era Academy in Baltimore during his prep career.

### Personal

Born on March 8, 2002 ... multidisciplinary studies major.



**Zach Morris • #20**  
**Cornerback • 6-0 • 190 • Jr.-TR**  
**Highland Village, Texas**  
**(Flower Mound Marcus HS/New Mexico)**

### Prior to UTSA

Transfer cornerback from New Mexico ... played in 24 contests during the 2022 and 2023 seasons ... posted 47 total tackles, 32 solo stops, 3.5 tackles for loss, 13 pass breakups, one interception and two forced fumbles for the Lobos ... started all 12 games in 2023, registering 36 tackles, 28 unassisted stops, two TFLs, 11 PBUs, an interception and a forced fumble ... also had a 23-yard kickoff return in 2023 ... broke up two passes and had a pick in a 42-21 win over Hawai'i ... logged a season-high six tackles against both Tennessee Tech and Wyoming ... played for head coach Kevin Atkinson at Flower Mound Marcus High School ... recorded 46 tackles, two tackles for loss, five PBUs and one interception as a senior ... helped Marcus to three straight district titles ... also lettered in baseball.

### Personal

Born on Sept. 15, 2003 ... son of Teresa McDaniel ... economics major.



**Elijah Newell • #22**  
**Safety • 5-10 • 180 • Fr.-HS**  
**Maumelle, Ark.**  
**(Maumelle HS)**

### Prior to UTSA

Two-way star at Maumelle High School in Arkansas ... earned first-team all-state as a senior after recording 60 tackles, nine tackles for loss, two sacks, nine interceptions, two forced fumbles and a fumble recovery ... returned three of his interceptions for a touchdown ... caught 44 passes for 617 yards and seven touchdowns and rushed for 300 yards and five TDs on 38 attempts ... also piled up 700 return yards in 2023 ... helped lead Maumelle to a state playoff appearance ... named Defensive MVP ... three-star prospect by 247Sports ... also plays basketball and competes in track & field.



**Chidera Otutu • #90**  
**Defensive Line • 6-1 • 305 • Fr.-HS**  
**Pflugerville, Texas**  
**(Weiss HS)**

### Prior to UTSA

Three-time first-team all-district defensive lineman for head coach Vernon Hughes at Pflugerville Weiss High School ... registered 192 total tackles, 80 solo stops, 43.0 tackles for loss, 10.5 sacks, two fumble recoveries and a pass breakup during his three-year career ... logged 66 tackles, 25.0 TFLs and 6.5 sacks as a senior ... posted 73 tackles, 10.0 TFLs and a sack as a junior ... named team's Defensive MVP twice ... voted as Weiss' top defensive lineman as a sophomore ... three-star prospect by 247Sports and Dave Campbell's Texas Football, which rates him as the No. 8 defensive end in the state ... also competes for the track & field team ... Class 6A regional qualifier in the discus ... owns a personal-best throw of 142-5.



**Michael Owoeye • #53**  
**Inside Linebacker • 5-10 • 220 • So.-HS**  
**Cypress, Texas**  
**(Cy Park HS)**

### Prior to UTSA

Standout linebacker for Cy Park High School in the Greater Houston Area ... posted 55 total tackles, six tackles for loss and 2.5 sacks in 2021.



**Kenny Ozowalu • #60**  
**Defensive Line • 6-4 • 255 • Fr.-HS**  
**San Antonio, Texas**  
**(Reagan HS)**

### Prior to UTSA

Two-year letterman for head coach Lyndon Hamilton at Reagan High School in San Antonio ... second-team all-state and unanimous first-team all-district selection ... San Antonio Express-News All-Area Team pick ... recorded 42 tackles, 14 tackles for loss, 4.5 sacks, four pass breakups, two forced fumbles and a pair of recoveries ... also was credited with 41 quarterback pressures ... academic all-state honoree ... selected to play in the San Antonio Sports All-Star Game ... posted 16 tackles, 11 tackles for loss and six sacks as a junior.

# « MEET THE ROADRUNNERS »



**Alan Pruneda • #38**  
**Safety • 5-8 • 185 • Fr.-HS**  
**San Antonio, Texas**  
**(Brackenridge HS)**

#### Prior to UTSA

Multi-sport athlete at Brackenridge High School in San Antonio ... joined the Roadrunners in Spring 2024 ... also played baseball and competed in track & field.



**Brevin Randle • #11**  
**Inside Linebacker • 6-0 • 230 • R-Sr.-TR**  
**Marshall, Texas**  
**(Marshall HS/Louisiana Tech)**

#### Prior to UTSA

Transfer linebacker from Louisiana Tech ... started 10 games and totaled 74 tackles, a team-high nine tackles for loss, two sacks, two pass breakups and a fumble recovery in 2023 ... posted a season-high 11 tackles at Liberty ... registered nine stops against both FIU and North Texas ... began his collegiate career at SFA where he played in 37 contests in 2019-22 ... registered 184 total tackles, 12 tackles for loss, three sacks, three PBUs, two interceptions, one interception return for a TD, two fumble recoveries and a pair of forced fumbles for the Lumberjacks ... logged nine tackles, a sack and a fumble recovery in a loss to UTSA in 2020 ... three-year starter for head coach Claude Mathis at Marshall High School ... earned first-team all-state honors and tabbed District 9-5A MVP as a senior in 2018 ... named to the All-East Texas First Team ... tabbed first-team all-district as both a linebacker and punter ... team captain as a senior ... recorded 126 total tackles, 36 tackles for loss, 6.5 sacks, 17 quarterback hurries, four forced fumbles, three defensive touchdowns and a pass breakup during his prep career.

#### Personal

Born on Nov. 20, 2000, in Pittsburg, Kansas ... son of RexAnne and Anthony Randle ... father was an All-American at both Northeastern Oklahoma A&M College and Pittsburg State ... working toward his MBA degree.



**Zechariah Robinson • #63**  
**Defensive Line • 6-3 • 295 • Fr.-HS**  
**Brookshire, Texas**  
**(Royal HS)**

#### Prior to UTSA

Standout defensive lineman for head coach Theadis Reagins at Brookshire Royal High School ... named District 10-4A Defensive MVP as a senior ... registered 66 total tackles, including 35 tackles for loss and five sacks in 2023 ... helped lead the Falcons to the playoffs in each of his last two seasons ... first-team all-district selection as a junior after racking up 44 total tackles, 25 TFLs, 10 sacks and a forced fumble ... three-star prospect by 247Sports, Rivals and Dave Campbell's Texas Football, which ranks him as the No. 6 defensive tackle in the state ... also competed for the track & field team ... has posted personal bests of 46-6.5 in the shot put and 114-5 in the discus.



**JJ Sparkman • #84**  
**Wide Receiver • 6-4 • 225 • Sr.-TR**  
**Longview, Texas**  
**(Pine Tree HS/Texas Tech)**

#### Prior to UTSA

Transfer wide receiver from Texas Tech ... played in 32 games with the Red Raiders during the 2021-23 seasons ... totaled 23 receptions for 245 yards and three touchdowns during his time in Lubbock ... had 14 catches for 150 yards and a TD in 2022 ... two-time first-team All-District 9-5A selection at Pine Tree High School in Longview ... caught 39 passes for 725 yards and eight touchdowns as a senior to help lead the Pirates to the playoffs ... averaged 18.6 yards per catch ... recorded more than 700 receiving yards as a junior and scored 10 touchdowns through the air ...

also notched 475 receiving yards and two touchdowns during his sophomore year ... also played basketball and competed in the high jump and 400 meters for the track & field team ... three-star prospect by 247Sports, ESPN and Rivals.

#### Personal

Born on Sept. 15, 2001 ... son of Terry and Jackie Sparkman ... has one sibling, Terri Tyrell ... multidisciplinary studies major.



**Joseph Ugwu Jr. • #59**  
**Offensive Line • 6-4 • 325 • Fr.-HS**  
**Katy, Texas**  
**(Paetow HS)**

#### Prior to UTSA

Standout offensive lineman for head coach David Hicks at Katy Paetow High School ... honorable mention All-District 19-6A selection as a senior ... leader on an offensive line that helped the Panthers average 463.0 yards of offense per game in 2023 ... three-star prospect by 247Sports and Dave Campbell's Texas Football, which rates him as the No. 10 offensive guard in the state ... also competes for the track & field team ... owns personal bests of 45-11 in the shot put and 151-5 in the discus.



**Daemian Wimberly • #42**  
**Defensive Line • 6-4 • 250 • R.-Fr.-TR**  
**Austin, Texas**  
**(Vandegrift HS/SMU)**

#### Prior to UTSA

Transfer defensive lineman from SMU ... appeared in one game in 2023 for the Mustangs ... first-team all-state, All-CenTex and All-District 25-6A selection as a senior at Vandegrift High School ... posted 85 tackles, 17 sacks, five forced fumbles and six pass breakups to help lead the Vipers to a 14-2 record and a Class 6A D-II state runner-up finish in 2022 ... logged 18 total tackles, including 15 solo stops, three tackles for loss and two sacks in a 30-22 victory over Round Rock and was named Austin Area Player of the Week by the Austin American-Statesman ... helped Vandegrift to a 12-2 record and the Class 6A D-II regional finals as a junior ... three-star prospect by Dave Campbell's Texas Football, Rivals and 247Sports, who ranked him as the nation's No. 91 defensive lineman.

#### Personal

Born on May 2, 2005 ... exploratory studies major.



**Jimmy Wyrick • #18**  
**Safety • 5-10 • 185 • R.-So.-TR**  
**Dallas, Texas**  
**(South Oak Cliff HS/Stanford)**

#### Prior to UTSA

Transfer safety from Stanford ... played in 16 games for the Cardinal and recorded 31 total tackles, 22 solo stops, nine pass breakups and an interception ... received the Outstanding Freshman Award in 2021 after posting 25 tackles, one pick and six PBUs in 11 games ... two-time first-team all-district defensive back for head coach Jason Todd at South Oak Cliff High School in Dallas ... logged 28 tackles, one sack, two interceptions and six pass breakups in 2020 ... posted 38 stops and a trio of PBUs as a junior en route to second-team all-state honors in 2019 ... registered 43 tackles, three interceptions and a fumble recovery in 2018 ... had eight solo stops, one fumble recovery and an interception and eight solo tackles as a freshman in 2017 ... also competed in basketball and track & field ... member of the honor roll.

# ***2023 SEASON REVIEW***



# « 2023 UTSA STATISTICS »

## Team Results

	Date	Opponent		Score	Overall	Conf	Time	Attend
	09/02/2023	at Houston	L	14-17	0-1	0-0	3:30	37862
	09/09/2023	Texas St.	W	20-13	1-1	0-0	3:32	49342
	09/15/2023	Army West Point	L	29-37	1-2	0-0	3:15	27138
	09/23/2023	at Tennessee	L	14-45	1-3	0-0	3:22	101915
*	10/07/2023	at Temple	W	49-34	2-3	1-0	3:39	18388
*	10/14/2023	UAB	W	41-20	3-3	2-0	3:38	23808
*	10/21/2023	at Fla. Atlantic	W	36-10	4-3	3-0	3:26	17241
*	10/28/2023	East Carolina	W	41-27	5-3	4-0	3:41	22629
*	11/04/2023	at North Texas	W	37-29	6-3	5-0	3:21	17354
*	11/11/2023	Rice	W	34-14	7-3	6-0	3:23	28245
*	11/17/2023	South Fla.	W	49-21	8-3	7-0	3:42	22096
*	11/24/2023	at Tulane	L	16-29	8-4	7-1	3:27	25103
	12/19/2023	vs Marshall	W	35-17	9-4	7-1	3:37	11215

## Team Statistics

	UTSA	OPP
<b>Scoring</b>	<b>415</b>	<b>313</b>
Points per game	31.9	24.1
Points Off Turnovers	48	58
<b>First Downs</b>	<b>295</b>	<b>246</b>
Rushing	133	93
Passing	146	133
Penalty	16	20
<b>Rushing Yardage</b>	<b>2233</b>	<b>1761</b>
Yards gained rushing	2531	2165
Yards lost rushing	298	404
Rushing attempts	516	474
Average per rush	4.3	3.7
Average per game	171.8	135.5
TDs Rushing	27	16
<b>Passing Yardage</b>	<b>3248</b>	<b>3037</b>
Comp-Att-Int	290-446-14	254-452-10
Average per pass	7.3	6.7
Average per catch	11.2	12.0
Average per game	249.8	233.6
TDs Passing	25	19
<b>Total offense</b>	<b>5481</b>	<b>4798</b>
Total plays	962	926
Average per play	5.7	5.2
Average per game	421.6	369.1
<b>Kick returns: #-Yards</b>	<b>19-319</b>	<b>25-482</b>
<b>Punt returns: #-Yards</b>	<b>17-125</b>	<b>7-52</b>
<b>Int returns: #-Yards</b>	<b>10-250</b>	<b>14-91</b>
<b>Kick return average</b>	<b>16.8</b>	<b>19.3</b>
<b>Punt return average</b>	<b>7.4</b>	<b>7.4</b>
<b>Int return average</b>	<b>25.0</b>	<b>6.5</b>
<b>Fumbles-Lost</b>	<b>14-8</b>	<b>15-7</b>
<b>Penalties-Yards</b>	<b>73-666</b>	<b>64-553</b>
Average per game	51.2	42.5
<b>Punts-Yards</b>	<b>52-2174</b>	<b>68-2843</b>
Average per punt	41.8	41.8
Net punt average	39.7	39.5
<b>Kickoffs-Yards</b>	<b>77-4731</b>	<b>67-4144</b>
Average per kick	61.4	61.9
Net kick average	39.5	39.9
<b>Time of possession / game</b>	<b>30:08</b>	<b>29:52</b>
<b>3rd-down conversion</b>	<b>92/193</b>	<b>83/215</b>
3rd-down pct	48%	39%
<b>4rd-down conversion</b>	<b>15/26</b>	<b>18/31</b>

# « 2023 UTSA STATISTICS »

	UTSA	OPP
4rd-down pct	58%	58%
<b>Sacks by-Yards</b>	<b>46-301</b>	<b>25-175</b>
<b>Misc Yards</b>	<b>0</b>	<b>0</b>
<b>Touchdowns scored</b>	<b>53</b>	<b>37</b>
<b>Field goals - attempts</b>	<b>14-17</b>	<b>18-24</b>
<b>On-Side kicks</b>	<b>0-1</b>	<b>0-0</b>
<b>Red-zone scores</b>	<b>(43-50) 86%</b>	<b>(35-42) 83%</b>
<b>Red-zone touchdowns</b>	<b>(35-50) 70%</b>	<b>(23-42) 55%</b>
<b>PAT-attempts</b>	<b>(51-51) 100%</b>	<b>(33-33) 100%</b>
<b>2-point conversion-attempts</b>	<b>(1-2) 50%</b>	<b>(2-4) 50%</b>
<b>Attendance</b>	<b>173258</b>	<b>217863</b>
Games / Avg per game	6/28876	6/36311
Neutral site games	-	1/11215

## Score by Periods

Team	1st	2nd	3rd	4th	OT	TOT
UTSA	86	144	99	86	0	415
Opponents	104	105	31	73	0	313

## Starters Summary

Offense	QB	TB	WR	WR	WR/TE*	TE	LT	LG	C	RG	RT
at Houston	Harris	Barnes	Cephus	Ogle-Kellogg	Carpenter	Cardenas	Baty	Tatafu	Almaraz	Haynes	Hart
vs. Texas State	Harris	Barnes	Cephus	Ogle-Kellogg	Carpenter	Cardenas	Baty	Tatafu	Almaraz	Haynes	Hart
vs. Army	Marburger	Barnes	Cephus	Ogle-Kellogg	*Thomas	Cardenas	Baty	Tatafu	Lapeze	Godinet	Almaraz
at Tennessee	Marburger	Barnes	Cephus	Ogle-Kellogg	McCoy	Cardenas	Baty	Tatafu	Lapeze	Haynes	Almaraz
at Temple	Harris	Barnes	Cephus	Ogle-Kellogg	McCuin	Cardenas	Tatafu	Haynes	Lapeze	Godinet	Almaraz
vs. UAB	Harris	Barnes	Cephus	Ogle-Kellogg	McCuin	Cardenas	Tatafu	Haynes	Lapeze	Godinet	Almaraz
at Florida Atlantic	Harris	Barnes	Cephus	Ogle-Kellogg	McCuin	Cardenas	Tatafu	Haynes	Lapeze	Godinet	Almaraz
vs. East Carolina	Harris	Barnes	Cephus	Ogle-Kellogg	McCuin	Cardenas	Tatafu	Haynes	Lapeze	Godinet	Almaraz
at North Texas	Harris	Barnes	Cephus	Ogle-Kellogg	McCoy	Cardenas	Tatafu	He'Bert	Lapeze	Godinet	Almaraz
vs. Rice	Harris	Griffin	Cephus	Ogle-Kellogg	McCoy	Cardenas	Tatafu	Haynes	Lapeze	Godinet	Almaraz
vs. South Florida	Harris	Griffin	Cephus	Ogle-Kellogg	McCuin	Cardenas	Tatafu	Haynes	Lapeze	Godinet	Almaraz
at Tulane	Harris	Barnes	Cephus	Ogle-Kellogg	McCuin	Cardenas	Tatafu	Haynes	Lapeze	Godinet	Almaraz
vs. Marshall	McCown	Barnes	Cephus	Ogle-Kellogg	McCuin	Cardenas	Tatafu	Haynes	Lapeze	Godinet	Almaraz
Defense	DE	N	DE	WILL	MIKE	JACK	SAM	S	S	CB	CB
at Houston	Evans	Brown	Bell	Moore	Morris	Ligon	Taylor	Wisdom	K. Robinson	Fortune	Alexander
vs. Texas State	Evans	Brown	Bell	Moore	Morris	Ligon	Taylor	Wisdom	K. Robinson	Fortune	Griffin
vs. Army	Evans	Brown	Bell	Moore	Morris	Ligon	Taylor	Wisdom	K. Robinson	Fortune	Griffin
at Tennessee	Evans	Brown	Bell	Moore	French	Ligon	Taylor	Wisdom	Davison	Fortune	Griffin
at Temple	Evans	Brown	Bell	Moore	Morris	Ligon	Taylor	Wisdom	K. Robinson	Fortune	Griffin
vs. UAB	Evans	Brown	Bell	Moore	French	Ligon	Taylor	Wisdom	K. Robinson	Fortune	Alexander
at Florida Atlantic	Evans	Brown	Bell	Moore	French	Ligon	Taylor	Wisdom	K. Robinson	Fortune	Alexander
vs. East Carolina	Evans	Brown	Bell	Moore	French	Ligon	Taylor	Wisdom	K. Robinson	Fortune	Alexander
at North Texas	Evans	Brown	Bell	Moore	French	Ligon	Taylor	Wisdom	K. Robinson	Fortune	Alexander
vs. Rice	Evans	Brown	Bell	Moore	French	Ligon	Taylor	Wisdom	K. Robinson	Fortune	Alexander
vs. South Florida	Evans	Brown	Bell	Moore	French	Ligon	Taylor	Wisdom	K. Robinson	Fortune	Alexander
at Tulane	Evans	Brown	Bell	Moore	French	Ligon	Taylor	Wisdom	K. Robinson	Griffin	Alexander
vs. Marshall	Evans	Brown	Bell	J. Robinson	French	Ligon	Taylor	Wisdom	K. Robinson	Fortune	Alexander

## Game Captains

- at Houston** — Brandon Brown, Trey Moore, Rashad Wisdom
- vs. Texas State** — Joshua Cephus, De'Corian Clark, Frank Harris
- vs. Army** — Kevorian Barnes, Oscar Cardenas, Lucas Dean
- at Tennessee** — Joe Evans, Nicktroy Fortune, Brandon Matterson
- at Temple** — Jamal Ligon, Ken Robinson, Donyai Taylor
- vs. UAB** — Ernesto Almaraz, Terrell Haynes, Kelechi Nwachuku
- at Florida Atlantic** — Brandon Brown, Trey Moore, Rashad Wisdom
- vs. East Carolina** — Brandon Brown, Trey Moore, Rashad Wisdom
- at North Texas** — Brandon Brown, Trey Moore, Rashad Wisdom
- vs. Rice** — Brandon Brown, Trey Moore, Rashad Wisdom
- vs. South Florida** — Brandon Brown, Trey Moore, Rashad Wisdom
- at Tulane** — Brandon Brown, Trey Moore, Rashad Wisdom
- vs. Marshall** — Trumane Bell II, Nicktroy Fortune, Brandon Matterson, Rashad Wisdom



# « 2023 UTSA INDIVIDUAL STATISTICS »

## Rushing

Player	gp	att	gain	loss	net	avg	td	lg	avg/g
Kevorian Barnes	12	147	750	35	715	4.9	6	44	59.6
Robert Henry	13	127	613	25	588	4.6	11	43	45.2
Rocko Griffin	12	91	492	9	483	5.3	6	69	40.3
Frank Harris	10	86	464	141	323	3.8	4	40	32.3
Owen McCown	7	15	75	24	51	3.4	0	26	7.3
Kaedric Cobbs	13	12	51	2	49	4.1	0	14	3.8
David Amador II	13	2	43	0	43	21.5	0	23	3.3
Brandon High	2	6	15	1	14	2.3	0	5	7.0
Devin McCuin	12	1	10	0	10	10.0	0	10	0.8
Oscar Cardenas	13	2	5	0	5	2.5	0	3	0.4
Willie McCoy	10	3	8	8	0	0.0	0	8	0.0
Joshua Cephus	13	1	0	9	-9	-9.0	0	0	-0.7
Eddie Lee Marburger	3	7	5	28	-23	-3.3	0	5	-7.7
Team	13	16	0	16	-16	-1.0	0	0	-1.2
<b>Total</b>	<b>13</b>	<b>516</b>	<b>2531</b>	<b>298</b>	<b>2233</b>	<b>4.3</b>	<b>27</b>	<b>69</b>	<b>171.8</b>
<b>Opponents</b>	<b>13</b>	<b>474</b>	<b>2165</b>	<b>404</b>	<b>1761</b>	<b>3.7</b>	<b>16</b>	<b>81</b>	<b>135.5</b>

## Punt Returns

Player	no.	yds	avg	td	lg
Chris Carpenter	16	109	6.8	1	50
Joshua Cephus	1	16	16.0	0	16
<b>Total</b>	<b>17</b>	<b>125</b>	<b>7.4</b>	<b>1</b>	<b>50</b>
<b>Opponents</b>	<b>7</b>	<b>52</b>	<b>7.4</b>	<b>0</b>	<b>48</b>

## Interceptions

Player	no.	yds	avg	td	lg
Kameryn Alexander	2	72	36.0	0	57
Elliott Davison	2	76	38.0	0	76
Nicktroy Fortune	2	14	7.0	0	14
Dywan Griffin	1	7	7.0	0	7
Donyai Taylor	1	78	78.0	0	78
Trey Moore	1	3	3.0	0	3
Owen Pewee	1	0	0.0	0	0
<b>Total</b>	<b>10</b>	<b>250</b>	<b>25.0</b>	<b>0</b>	<b>78</b>
<b>Opponents</b>	<b>14</b>	<b>91</b>	<b>6.5</b>	<b>2</b>	<b>36</b>

## Passing

Player	gp	effic	comp-att-int	pct	yds	td	lg	avg/g
Frank Harris	10	140.4	218-336-8	64.9	2506	18	84	250.6
Owen McCown	7	150.6	43-58-3	74.1	442	4	44	63.1
Eddie Lee Marburger	3	132.1	29-47-1	61.7	300	3	72	100.0
Oscar Cardenas	13	-200.0	0-1-1	0.0	0	0	0	0.0
Joshua Cephus	13	-200.0	0-1-1	0.0	0	0	0	0.0
Team	13	115.0	0-3-0	0.0	0	0	0	0.0
<b>Total</b>	<b>13</b>	<b>138.4</b>	<b>290-446-14</b>	<b>65.0</b>	<b>3248</b>	<b>25</b>	<b>84</b>	<b>249.8</b>
<b>Opponents</b>	<b>13</b>	<b>122.1</b>	<b>254-452-10</b>	<b>56.2</b>	<b>3037</b>	<b>19</b>	<b>55</b>	<b>233.6</b>

## Kick Returns

Player	no.	yds	avg	td	lg
Chris Carpenter	9	113	12.6	0	25
Willie McCoy	7	172	24.6	0	58
Camron Cooper	2	22	11.0	0	22
Houston Thomas	1	12	12.0	0	12
<b>Total</b>	<b>19</b>	<b>319</b>	<b>16.8</b>	<b>0</b>	<b>58</b>
<b>Opponents</b>	<b>25</b>	<b>482</b>	<b>19.3</b>	<b>0</b>	<b>47</b>

## Receiving

Player	gp	no.	yds	avg	td	lg	avg/g
Joshua Cephus	13	89	1151	12.9	10	84	88.5
Devin McCuin	12	42	546	13.0	3	72	45.5
Tykee Ogle-Kellogg	13	33	575	17.4	7	46	44.2
Oscar Cardenas	13	32	280	8.8	2	28	21.5
Robert Henry	13	19	115	6.1	0	14	8.8
Willie McCoy	10	18	164	9.1	2	20	16.4
Kevorian Barnes	12	14	61	4.4	0	14	5.1
David Amador II	13	11	102	9.3	1	25	7.8
Rocko Griffin	12	9	30	3.3	0	7	2.5
Houston Thomas	13	9	101	11.2	0	26	7.8
Chris Carpenter	12	7	52	7.4	0	16	4.3
Dan Dishman	5	3	30	10.0	0	17	6.0
Jaren Randle	13	2	15	7.5	0	8	1.2
Jace Wilson	13	2	26	13.0	0	13	2.0
<b>Total</b>	<b>13</b>	<b>290</b>	<b>3248</b>	<b>11.2</b>	<b>25</b>	<b>84</b>	<b>249.8</b>
<b>Opponents</b>	<b>13</b>	<b>254</b>	<b>3037</b>	<b>12.0</b>	<b>19</b>	<b>55</b>	<b>233.6</b>

## Fumble Returns

Player	no.	yds	avg	td	lg
Donyai Taylor	1	19	19.0	0	19
Ronald Triplette	2	9	4.5	0	9
Trumane Bell II	1	0	0.0	0	0
Kelechi Nwachuku	1	0	0.0	0	0
Brandon Brown	1	0	0.0	0	0
Trey Moore	1	0	0.0	0	0
<b>Total</b>	<b>7</b>	<b>28</b>	<b>4.0</b>	<b>0</b>	<b>19</b>
<b>Opponents</b>	<b>8</b>	<b>8</b>	<b>1.0</b>	<b>0</b>	<b>6</b>

# « 2023 UTSA INDIVIDUAL STATISTICS »

## Scoring

Player	td	fg	PAT						pts
			kick	rush	rcv	pass	dxp	saf	
Chase Allen	-	13-15	49-49	-	-	-	-	-	88
Robert Henry	11	-	-	-	-	-	-	-	66
Joshua Cephus	10	-	-	-	-	-	-	-	60
Tykee Ogle-Kellogg	7	-	-	-	-	-	-	-	42
Rocko Griffin	6	-	-	-	-	-	-	-	36
Kevorian Barnes	6	-	-	-	-	-	-	-	36
Frank Harris	4	-	-	-	-	-	-	-	24
Devin McCuin	3	-	-	-	1	-	-	-	20
Oscar Cardenas	2	-	-	-	-	-	-	-	12
Willie McCoy	2	-	-	-	-	-	-	-	12
Chris Carpenter	1	-	-	-	-	-	-	-	6
David Amador II	1	-	-	-	-	-	-	-	6
Tate Sandell	-	1-2	2-2	-	-	-	-	-	5
Joe Evans	-	-	-	-	-	-	-	1	2
<b>Total</b>	<b>53</b>	<b>14-17</b>	<b>51-51</b>	<b>0</b>	<b>1</b>	<b>1</b>	<b>0</b>	<b>1</b>	<b>415</b>
<b>Opponents</b>	<b>37</b>	<b>18-24</b>	<b>33-33</b>	<b>1</b>	<b>1</b>	<b>1</b>	<b>0</b>	<b>0</b>	<b>313</b>

## Field Goals

Player	fg	pct.	01-19	20-29	30-39	40-49	50-99	lg	blk
Chase Allen	13-15	86.7	0-0	3-3	3-4	6-6	1-2	53	0
Tate Sandell	1-2	50.0	0-0	0-0	0-0	1-2	0-0	47	0
<b>Opponents</b>	<b>18-24</b>	<b>75.0</b>	<b>0-0</b>	<b>6-6</b>	<b>6-7</b>	<b>5-6</b>	<b>1-5</b>	<b>51</b>	<b>0</b>

## FG Sequence

Team Name	UTSA	Opponents
Houston	44	51,(31),( )
Texas St.	(46),(43)	(42),(43)
UAB	(46),(53),33	(25),(37)
Fla. Atlantic	(34),(37)	(37)
East Carolina	(27),(36),52	52,(33),(51)
North Texas	(40),(43),(28)	(25),(33)
Rice	(26),(47)	
Tulane	(40)	(47),(26),(23)
Army West Point		(23),(45),(36)
Tennessee		52,(29)
Temple		41
Marshall		(44),53,34

Numbers in (parentheses) indicate field goal was made

## Total Offense

Player	g	plays	rush	pass	total	avg/g
Frank Harris	10	422	323	2506	2829	282.9
Kevorian Barnes	12	147	715	0	715	59.6
Robert Henry	13	127	588	0	588	45.2
Owen McCown	7	73	51	442	493	70.4
Rocko Griffin	12	91	483	0	483	40.3
Eddie Lee Marburger	3	54	-23	300	277	92.3
Kaedric Cobbs	13	12	49	0	49	3.8
David Amador II	13	2	43	0	43	3.3
Brandon High	2	6	14	0	14	7.0
Devin McCuin	12	1	10	0	10	0.8
Oscar Cardenas	13	3	5	0	5	0.4
Joshua Cephus	13	2	-9	0	-9	-0.7
Team	13	0	-16	0	-16	-1.2
<b>Total</b>	<b>13</b>	<b>962</b>	<b>2233</b>	<b>3248</b>	<b>5481</b>	<b>421.6</b>
<b>Opponents</b>	<b>13</b>	<b>926</b>	<b>1761</b>	<b>3037</b>	<b>4798</b>	<b>369.1</b>

## Punting

Player	no.	yds	avg	lg	tb	fc	i20	50+	blk
Lucas Dean	51	2156	42.3	59	2	25	20	11	0
Team	1	18	18.0	0	0	0	0	0	1
<b>Total</b>	<b>52</b>	<b>2174</b>	<b>41.8</b>	<b>59</b>	<b>2</b>	<b>25</b>	<b>20</b>	<b>11</b>	<b>1</b>
<b>Opponents</b>	<b>68</b>	<b>2843</b>	<b>41.8</b>	<b>54</b>	<b>2</b>	<b>37</b>	<b>21</b>	<b>12</b>	<b>0</b>

## Kickoffs

Player	no.	yds	avg	tb	ob	retn	net	ydln
Tate Sandell	77	4731	61.4	42	0			
<b>Total</b>	<b>77</b>	<b>4731</b>	<b>61.4</b>	<b>42</b>	<b>0</b>	<b>26</b>	<b>39.5</b>	<b>25</b>
<b>Opponents</b>	<b>67</b>	<b>4144</b>	<b>61.9</b>	<b>34</b>	<b>3</b>	<b>18</b>	<b>39.9</b>	<b>25</b>

## All Purpose

Player	g	rush	rcv	pr	kr	ir	total	avg/g
Joshua Cephus	13	-9	1151	16	0	0	1158	89.1
Kevorian Barnes	12	715	61	0	0	0	776	64.7
Robert Henry	13	588	115	0	0	0	703	54.1
Tykee Ogle-Kellogg	13	0	575	0	0	0	575	44.2
Devin McCuin	12	10	546	0	0	0	556	46.3
Rocko Griffin	12	483	30	0	0	0	513	42.8
Willie McCoy	10	0	164	0	172	0	336	33.6
Frank Harris	10	323	0	0	0	0	323	32.3
Oscar Cardenas	13	5	280	0	0	0	285	21.9
Chris Carpenter	12	0	52	109	113	0	274	22.8
David Amador II	13	43	102	0	0	0	145	11.2
Houston Thomas	13	0	101	0	12	0	113	8.7
Donyai Taylor	13	0	0	0	0	78	78	6.0
Elliott Davison	13	0	0	0	0	76	76	5.8
Kameryn Alexander	13	0	0	0	0	72	72	5.5
Owen McCown	7	51	0	0	0	0	51	7.3
Kaedric Cobbs	13	49	0	0	0	0	49	3.8
Dan Dishman	5	0	30	0	0	0	30	6.0
Jace Wilson	13	0	26	0	0	0	26	2.0
Camron Cooper	13	0	0	0	22	0	22	1.7
Jaren Randle	13	0	15	0	0	0	15	1.2
Nicktroy Fortune	13	0	0	0	0	14	14	1.1
Brandon High	2	14	0	0	0	0	14	7.0
Dywan Griffin	13	0	0	0	0	7	7	0.5
Trey Moore	12	0	0	0	0	3	3	0.3
Eddie Lee Marburger	3	-23	0	0	0	0	-23	-7.7
Team	13	-16	0	0	0	0	-16	-1.2
<b>Total</b>	<b>13</b>	<b>2233</b>	<b>3248</b>	<b>125</b>	<b>319</b>	<b>250</b>	<b>6175</b>	<b>475.0</b>
<b>Opponents</b>	<b>13</b>	<b>1761</b>	<b>3037</b>	<b>52</b>	<b>482</b>	<b>91</b>	<b>5423</b>	<b>417.2</b>

**« 2023 UTSA DEFENSIVE STATISTICS »**

##	Player	gp	Tackles				tfl/yds	Sacks	Pass defense			Fumbles		blkd	
			ua	a	tot	no-yds		int-yds	brup	qbh	fr-yds	ff	kick	saf	
21	Ken Robinson	12	41	25	66	2-8	.	.	4	1	.	.	.	.	
8	Jamal Ligon	13	35	27	62	7-11	1-3	.	1	5	.	1	.	.	
0	Rashad Wisdom	13	49	12	61	2-14	2-14	.	5	.	.	1	.	.	
10	Martavius French	13	35	26	61	4.5-24	1.5-9	.	3	4	.	.	.	.	
7	Donyai Taylor	13	31	15	46	7-33	2-11	1-78	2	6	1-19	1	.	.	
25	Avery Morris	13	28	17	45	3-16	2-16	.	.	1	.	1	.	.	
1	Trey Moore	12	30	15	45	17.5-96	14-89	1-3	3	3	1-0	1	.	.	
40	Jimmori Robinson	13	23	17	40	11-50	4.5-36	.	2	10	.	1	.	.	
29	Elliott Davison	13	24	16	40	1-1	.	2-76	1	1	.	.	.	.	
6	Kelechi Nwachuku	13	23	14	37	.	.	.	1	.	1-0	.	.	.	
18	Kameryn Alexander	13	32	2	34	2-8	1-2	2-72	15	1	.	.	.	.	
13	Owen Pewee	13	20	10	30	6.5-18	1-6	1-0	2	3	.	.	.	.	
4	Nicktroy Fortune	13	20	6	26	1-3	.	2-14	9	2	.	.	.	.	
14	Dywan Griffin	13	18	8	26	2-4	.	1-7	4	.	.	2	.	.	
2	Brandon Brown	13	9	11	20	4.5-13	1-9	.	.	2	1-0	1	.	.	
16	Nick Booker-Brown	13	14	4	18	6.5-31	2.5-18	.	3	1	.	.	.	.	
5	Joe Evans	13	11	7	18	2.5-11	2-10	.	.	.	.	.	.	1	
44	Ronald Triplette	13	7	9	16	2-8	1-6	.	1	2	2-9	.	.	.	
17	Asyrus Simon	11	6	10	16	2.5-6	1-4	.	1	2	.	.	.	.	
19	Marcellus Wilkerson	7	9	6	15	1-5	.	.	1	.	.	.	.	.	
3	Brandon Matterson	12	7	7	14	6-30	5-29	.	.	5	.	1	.	.	
15	Trumane Bell II	13	7	4	11	3.5-12	2-9	.	.	2	1-0	.	.	.	
22	Rodney Groce Jr.	6	5	6	11	.	.	.	1	.	.	.	.	.	
95	Christian Clayton	13	3	7	10	0.5-1	.	.	.	.	.	.	.	.	
99	Tai Leonard	13	3	7	10	2-27	2-27	.	.	.	.	1	.	.	
43	Kaleb Brown	10	3	4	7	.	.	.	1	.	.	.	.	.	
39	Kyle Wakefield	13	6	.	6	.	.	.	.	.	.	1	.	.	
38	Pig Cage	4	4	2	6	1-1	.	.	1	.	.	.	.	.	
26	Bryce Grays	11	3	3	6	.	.	.	.	.	.	.	.	.	
12	Syrus Dumas	4	3	2	5	.	.	.	1	.	.	.	.	.	
41	Daron Allman	13	1	3	4	.	.	.	.	.	.	.	.	.	
11	Zah Frazier	5	3	.	3	.	.	.	1	.	.	.	.	.	
30	Davin Martin	5	1	1	2	.	.	.	.	.	.	.	.	.	
33	Nnanna Anyanwu	2	.	2	2	0.5-3	0.5-3	.	.	.	.	.	.	.	
47	Tate Sandell	13	1	1	2	.	.	.	.	.	.	.	.	.	
98	Jameian Buxton	10	.	2	2	.	.	.	.	.	.	.	.	.	
91	Vic Shaw	4	.	2	2	.	.	.	.	1	.	.	.	.	
28	Je'Vaun Dabon	10	2	.	2	.	.	.	.	.	.	.	.	.	
58	Terrell Haynes	13	1	.	1	.	.	.	.	.	.	.	.	.	
33	Camron Cooper	13	1	.	1	.	.	.	.	.	.	.	.	.	
27	Jakevian Rodgers	2	1	.	1	.	.	.	.	.	.	.	.	.	
51	Travon Sylvester	6	.	1	1	.	.	.	.	.	.	.	.	.	
64	Ernesto Almaraz	13	1	.	1	.	.	.	.	.	.	.	.	.	
14	Devin McCuin	12	1	.	1	.	.	.	.	.	.	.	.	.	
34	James Walley Jr.	2	1	.	1	.	.	.	.	.	.	.	.	.	
5	Lucas Dean	13	1	.	1	.	.	.	.	.	.	.	.	.	
15	Chris Carpenter	12	.	1	1	.	.	.	.	.	.	.	.	.	
23	Xavier Spencer	4	1	.	1	.	.	.	.	.	.	.	.	.	
13	Owen McCown	7	1	.	1	.	.	.	.	.	.	.	.	.	
<b>Totals</b>		<b>13</b>	<b>526</b>	<b>312</b>	<b>838</b>	<b>99-434</b>	<b>46-301</b>	<b>10-250</b>	<b>63</b>	<b>52</b>	<b>7-28</b>	<b>12</b>	<b>0</b>	<b>1</b>	
Opponents		13	542	404	946	69-286	25-175	14-91	45	43	8-8	11	1	0	

# « 2023 UTSA GAME-BY-GAME STATISTICS »

Date	Opponent	Rushing				Receiving				Passing				Kick Returns			Punt Returns			tot off		
		no.	yds	td	lg	no.	yds	td	lg	cmp-att-int	yds	td	lg	no.	yds	td	lg	no.	yds		td	lg
09/02/2023	at Houston	35	208	1	44	18	209	1	28	18-36-3	209	1	28	3	30	0	17	0	0	0	0	417
09/09/2023	Texas St.	54	158	1	23	26	214	1	30	26-38-0	214	1	30	3	58	0	25	1	0	0	0	372
09/15/2023	Army West Point	22	121	1	20	17	239	3	72	17-27-0	239	3	72	0	0	0	0	1	16	0	16	360
09/23/2023	at Tennessee	40	88	0	14	30	231	2	43	30-41-2	231	2	43	0	0	0	0	0	0	0	0	319
10/07/2023	at Temple	35	157	4	43	25	338	3	40	25-33-0	338	3	40	2	26	0	15	1	3	0	3	495
10/14/2023	UAB	38	183	3	42	20	177	2	17	20-32-1	177	2	17	3	92	0	58	3	23	0	22	360
10/21/2023	at Fla. Atlantic	43	176	2	15	26	261	2	42	26-36-2	261	2	42	1	27	0	27	1	21	0	21	437
10/28/2023	East Carolina	32	120	1	69	20	395	4	84	20-34-1	395	4	84	3	38	0	23	2	6	0	7	515
11/04/2023	at North Texas	51	287	4	44	13	134	0	28	13-25-0	134	0	28	0	0	0	0	1	-2	0	0	421
11/11/2023	Rice	43	199	2	31	16	182	1	22	16-27-0	182	1	22	0	0	0	0	4	67	1	50	381
11/17/2023	South Fla.	42	224	4	40	32	419	3	64	32-47-0	419	3	64	1	0	0	0	1	-7	0	0	643
11/24/2023	at Tulane	40	177	1	36	25	198	1	24	25-39-3	198	1	24	2	25	0	13	0	0	0	0	375
12/19/2023	vs Marshall	41	135	3	26	22	251	2	44	22-31-2	251	2	44	1	23	0	23	2	-2	0	0	386
<b>UTSA</b>		<b>516</b>	<b>2233</b>	<b>27</b>	<b>69</b>	<b>290</b>	<b>3248</b>	<b>25</b>	<b>84</b>	<b>290-446-14</b>	<b>3248</b>	<b>25</b>	<b>84</b>	<b>19</b>	<b>319</b>	<b>0</b>	<b>58</b>	<b>17</b>	<b>125</b>	<b>1</b>	<b>50</b>	<b>5481</b>
<b>Opponents</b>		<b>474</b>	<b>1761</b>	<b>16</b>	<b>81</b>	<b>254</b>	<b>3037</b>	<b>19</b>	<b>55</b>	<b>254-452-10</b>	<b>3037</b>	<b>19</b>	<b>55</b>	<b>25</b>	<b>482</b>	<b>0</b>	<b>47</b>	<b>7</b>	<b>52</b>	<b>0</b>	<b>48</b>	<b>4798</b>

## UTSA Averages

Games	Avg/ rush	Avg/ catch	Pass effic	KR avg	PR avg	All purpose avg/game	Total offense avg/game
13	4.3	11.2	138.4	16.8	7.4	475.0	421.6

Date	Opponent	Tackles			Sacks no-yds	Fumble		Pass Defense			blkd kick	PAT attempts			off				
		ua	a total	tfl-yds		ff	fr-yds	int-yds	qbh	brup		kick	rush	rcv	saf	t/o	pts		
09/02/2023	at Houston	46	10	56	8.0-31	3-18	0	0-0	0-0	4	2	0	2-2	0	0	0	0	0	14
09/09/2023	Texas St.	36	22	58	10.0-45	7-41	0	0-0	0-0	3	5	0	2-2	0	0	0	0	0	20
09/15/2023	Army West Point	44	48	92	3.0-9	0-0	1	0-0	0-0	4	1	0	3-3	0	1	0	0	0	29
09/23/2023	at Tennessee	33	28	61	5.0-12	2-9	1	1-0	0-0	3	6	0	2-2	0	0	0	0	0	14
10/07/2023	at Temple	47	40	87	7.0-31	1-15	2	2-9	0-0	2	6	0	7-7	0	0	0	7	49	
10/14/2023	UAB	39	32	71	12.0-59	6-37	1	1-0	2-91	5	5	0	5-5	0	0	0	7	41	
10/21/2023	at Fla. Atlantic	30	26	56	13.0-52	5-34	0	0-0	2-0	3	2	0	4-4	0	0	1	7	36	
10/28/2023	East Carolina	43	24	67	6.0-34	5-31	0	0-0	1-0	13	5	0	5-5	0	0	0	7	41	
11/04/2023	at North Texas	40	20	60	5.0-29	3-24	3	1-0	2-81	2	8	0	4-4	0	0	0	13	37	
11/11/2023	Rice	42	4	46	10.0-65	6-45	2	1-0	0-0	1	3	0	4-4	0	0	0	0	34	
11/17/2023	South Fla.	50	18	68	5.0-10	1-4	0	0-0	2-21	7	7	0	7-7	0	0	0	0	49	
11/24/2023	at Tulane	43	10	53	6.0-10	1-3	1	1-19	0-0	0	5	0	1-1	0	0	0	0	16	
12/19/2023	vs Marshall	33	30	63	9.0-47	6-40	1	0-0	1-57	5	8	0	5-5	0	0	0	7	35	
<b>UTSA</b>		<b>526</b>	<b>312</b>	<b>838</b>	<b>99.0-434</b>	<b>46-301</b>	<b>12</b>	<b>7-28</b>	<b>10-250</b>	<b>52</b>	<b>63</b>	<b>0</b>	<b>51-51</b>	<b>0</b>	<b>1</b>	<b>1</b>	<b>48</b>	<b>415</b>	
<b>Opponents</b>		<b>542</b>	<b>404</b>	<b>946</b>	<b>69.0-286</b>	<b>25-175</b>	<b>11</b>	<b>8-8</b>	<b>14-91</b>	<b>43</b>	<b>45</b>	<b>1</b>	<b>33-33</b>	<b>1</b>	<b>1</b>	<b>0</b>	<b>58</b>	<b>313</b>	

Date	Opponent	Punting										Field Goals			Kickoffs			
		no.	yds	avg	long	blkd	tb	fc	50+	i20	md-att	long	blkd	no.	yds	avg	tb	ob
09/02/2023	at Houston	5	193	38.6	57	0	1	1	1	1	0-1	0	0	3	189	63.0	2	0
09/09/2023	Texas St.	4	176	44.0	49	0	1	1	0	2	2-2	46	0	5	324	64.8	1	0
09/15/2023	Army West Point	4	186	46.5	59	0	0	2	1	0	0-0	0	0	4	258	64.5	3	0
09/23/2023	at Tennessee	7	250	35.7	45	1	0	2	0	0	0-0	0	0	3	190	63.3	1	0
10/07/2023	at Temple	3	117	39.0	43	0	0	3	0	1	0-0	0	0	8	498	62.3	4	0
10/14/2023	UAB	2	58	29.0	33	0	0	1	0	2	2-3	53	0	8	476	59.5	4	0
10/21/2023	at Fla. Atlantic	4	167	41.8	52	0	0	2	2	3	2-2	37	0	6	384	64.0	4	0
10/28/2023	East Carolina	4	182	45.5	54	0	0	3	1	1	2-3	36	0	9	487	54.1	6	0
11/04/2023	at North Texas	4	187	46.8	59	0	0	1	1	1	3-3	43	0	7	438	62.6	4	0
11/11/2023	Rice	3	130	43.3	53	0	0	2	1	3	2-2	47	0	7	455	65.0	5	0
11/17/2023	South Fla.	4	171	42.8	56	0	0	3	1	3	0-0	0	0	8	500	62.5	4	0
11/24/2023	at Tulane	3	132	44.0	51	0	0	2	1	2	1-1	40	0	3	195	65.0	2	0
12/19/2023	vs Marshall	5	225	45.0	51	0	0	2	2	1	0-0	0	0	6	337	56.2	2	0
<b>UTSA</b>		<b>52</b>	<b>2174</b>	<b>41.8</b>	<b>59</b>	<b>1</b>	<b>2</b>	<b>25</b>	<b>11</b>	<b>20</b>	<b>14-17</b>	<b>53</b>	<b>0</b>	<b>77</b>	<b>4731</b>	<b>61.4</b>	<b>42</b>	<b>0</b>
<b>Opponents</b>		<b>68</b>	<b>2843</b>	<b>41.8</b>	<b>54</b>	<b>0</b>	<b>2</b>	<b>37</b>	<b>12</b>	<b>21</b>	<b>18-24</b>	<b>51</b>	<b>0</b>	<b>67</b>	<b>4144</b>	<b>61.9</b>	<b>34</b>	<b>3</b>

# « 2023 OPPONENTS GAME-BY-GAME STATISTICS »

Date	Opponent	Rushing				Receiving				Passing				Kick Returns				Punt Returns				tot off		
		no.	yds	td	lg	no.	yds	td	lg	cmp	att	int	yds	td	lg	no.	yds	td	lg	no.	yds		td	lg
09/02/2023	at Houston	38	101	0	21	22	233	2	47	22	34	0	233	2	47	1	14	0	14	1	48	0	48	334
09/09/2023	Texas St.	29	31	1	11	16	211	0	55	16	30	0	211	0	55	4	119	0	34	2	-3	0	0	242
09/15/2023	Army West Point	65	254	3	27	8	188	1	55	8	18	0	188	1	55	1	13	0	13	0	0	0	0	442
09/23/2023	at Tennessee	33	303	4	81	18	209	2	48	18	33	0	209	2	48	2	34	0	19	1	4	0	4	512
10/07/2023	at Temple	29	70	0	16	42	472	5	36	42	65	0	472	5	36	4	46	0	16	0	0	0	0	542
10/14/2023	UAB	36	131	2	29	22	233	0	55	22	35	2	233	0	55	3	45	0	24	0	0	0	0	364
10/21/2023	at Fla. Atlantic	28	20	0	8	19	142	0	39	19	34	2	142	0	39	1	25	0	25	1	0	0	0	162
10/28/2023	East Carolina	35	141	0	46	23	225	2	39	23	43	1	225	2	39	1	2	0	2	0	0	0	0	366
11/04/2023	at North Texas	39	187	1	32	20	272	2	31	20	37	2	272	2	31	3	95	0	47	2	3	0	2	459
11/11/2023	Rice	28	47	0	11	17	182	2	27	17	28	0	182	2	27	1	14	0	14	0	0	0	0	229
11/17/2023	South Fla.	39	140	2	16	23	287	1	50	23	39	2	287	1	50	1	12	0	12	0	0	0	0	427
11/24/2023	at Tulane	41	227	1	58	9	125	2	47	9	22	0	125	2	47	1	27	0	27	0	0	0	0	352
12/19/2023	vs Marshall	34	109	2	64	15	258	0	52	15	34	1	258	0	52	2	36	0	23	0	0	0	0	367
<b>Opponents</b>		<b>474</b>	<b>1761</b>	<b>16</b>	<b>81</b>	<b>254</b>	<b>3037</b>	<b>19</b>	<b>55</b>	<b>254</b>	<b>452</b>	<b>10</b>	<b>3037</b>	<b>19</b>	<b>55</b>	<b>25</b>	<b>482</b>	<b>0</b>	<b>47</b>	<b>7</b>	<b>52</b>	<b>0</b>	<b>48</b>	<b>4798</b>
<b>UTSA</b>		<b>516</b>	<b>2233</b>	<b>27</b>	<b>69</b>	<b>290</b>	<b>3248</b>	<b>25</b>	<b>84</b>	<b>290</b>	<b>446</b>	<b>14</b>	<b>3248</b>	<b>25</b>	<b>84</b>	<b>19</b>	<b>319</b>	<b>0</b>	<b>58</b>	<b>17</b>	<b>125</b>	<b>1</b>	<b>50</b>	<b>5481</b>

## Opponents Averages

Games	Avg/ rush	Avg/ catch	Pass effic	KR avg	PR avg	All purpose avg/game	Total offense avg/game
13	3.7	12.0	122.1	19.3	7.4	417.2	369.1

Date	Opponent	Tackles			Sacks	Fumble		Pass Defense			blkd kick	PAT attempts			off			
		ua	a	total		tfl-yds	no-yds	ff	fr-yds	int-yds		qbh	brup	kick	rush	rcv	saf	t/o
09/02/2023	at Houston	37	24	61	5.0-15	1-6	0	0-0	3-19	2	2	0	2-2	0	0	0	7	17
09/09/2023	Texas St.	51	54	105	11.0-55	5-35	1	1-0	0-0	4	5	0	1-1	0	0	0	3	13
09/15/2023	Army West Point	26	18	44	3.0-10	1-7	1	1-0	0-0	3	2	0	4-4	0	0	0	7	37
09/23/2023	at Tennessee	37	46	83	7.0-29	4-26	1	1-0	2-13	7	3	1	6-6	0	0	0	3	45
10/07/2023	at Temple	38	26	64	3.0-13	1-7	1	0-0	0-0	2	1	0	4-4	0	0	0	0	34
10/14/2023	UAB	46	28	74	3.0-22	1-15	1	0-0	1-0	2	4	0	2-2	0	0	0	0	20
10/21/2023	at Fla. Atlantic	40	46	86	4.0-9	0-0	1	1-0	2-11	2	0	0	1-1	0	0	0	7	10
10/28/2023	East Carolina	33	30	63	7.0-34	4-28	0	0-0	1-36	7	4	0	3-3	0	0	0	7	27
11/04/2023	at North Texas	44	30	74	4.0-10	1-4	1	0-0	0-0	3	1	0	1-1	1	1	0	0	29
11/11/2023	Rice	38	30	68	4.0-18	1-6	1	1-6	0-0	2	7	0	2-2	0	0	0	0	14
11/17/2023	South Fla.	52	26	78	6.0-18	1-8	0	0-0	0-0	7	7	0	3-3	0	0	0	0	21
11/24/2023	at Tulane	55	18	73	6.0-28	3-23	2	2-2	3-10	2	6	0	2-2	0	0	0	17	29
12/19/2023	vs Marshall	45	28	73	6.0-25	2-10	1	1-0	2-2	0	3	0	2-2	0	0	0	7	17
<b>Opponents</b>		<b>542</b>	<b>404</b>	<b>946</b>	<b>69.0-286</b>	<b>25-175</b>	<b>11</b>	<b>8-8</b>	<b>14-91</b>	<b>43</b>	<b>45</b>	<b>1</b>	<b>33-33</b>	<b>1</b>	<b>1</b>	<b>0</b>	<b>58</b>	<b>313</b>
<b>UTSA</b>		<b>526</b>	<b>312</b>	<b>838</b>	<b>99.0-434</b>	<b>46-301</b>	<b>12</b>	<b>7-28</b>	<b>10-250</b>	<b>52</b>	<b>63</b>	<b>0</b>	<b>51-51</b>	<b>0</b>	<b>1</b>	<b>1</b>	<b>48</b>	<b>415</b>

Date	Opponent	Punting										Field Goals			Kickoffs			
		no.	yds	avg	long	blkd	tb	fc	50+	i20	md-att	long	blkd	no.	yds	avg	tb	ob
09/02/2023	at Houston	5	219	43.8	54	0	1	1	2	3	1-2	31	0	3	186	62.0	0	0
09/09/2023	Texas St.	7	293	41.9	49	0	0	5	0	1	2-2	43	0	4	219	54.8	0	0
09/15/2023	Army West Point	2	97	48.5	51	0	0	1	1	1	3-3	45	0	8	520	65.0	8	0
09/23/2023	at Tennessee	6	266	44.3	52	0	1	3	2	3	1-2	29	0	8	520	65.0	8	0
10/07/2023	at Temple	2	68	34.0	36	0	0	1	0	0	0-1	0	0	6	372	62.0	2	1
10/14/2023	UAB	3	158	52.7	54	0	0	0	3	0	2-2	37	0	5	256	51.2	0	1
10/21/2023	at Fla. Atlantic	6	239	39.8	52	0	0	2	1	2	1-1	37	0	4	271	67.8	2	0
10/28/2023	East Carolina	6	273	45.5	51	0	0	4	2	2	2-3	51	0	6	358	59.7	2	0
11/04/2023	at North Texas	3	128	42.7	49	0	0	2	0	2	2-2	33	0	6	390	65.0	6	0
11/11/2023	Rice	8	318	39.8	48	0	0	4	0	1	0-0	0	0	3	183	61.0	2	1
11/17/2023	South Fla.	7	269	38.4	43	0	0	4	0	3	0-0	0	0	4	224	56.0	0	0
11/24/2023	at Tulane	6	233	38.8	52	0	0	5	1	2	3-3	47	0	6	385	64.2	1	0
12/19/2023	vs Marshall	7	282	40.3	48	0	0	5	0	1	1-3	44	0	4	260	65.0	3	0
<b>Opponents</b>		<b>68</b>	<b>2843</b>	<b>41.8</b>	<b>54</b>	<b>0</b>	<b>2</b>	<b>37</b>	<b>12</b>	<b>21</b>	<b>18-24</b>	<b>51</b>	<b>0</b>	<b>67</b>	<b>4144</b>	<b>61.9</b>	<b>34</b>	<b>3</b>
<b>UTSA</b>		<b>52</b>	<b>2174</b>	<b>41.8</b>	<b>59</b>	<b>1</b>	<b>2</b>	<b>25</b>	<b>11</b>	<b>20</b>	<b>14-17</b>	<b>53</b>	<b>0</b>	<b>77</b>	<b>4731</b>	<b>61.4</b>	<b>42</b>	<b>0</b>

# « 2023 TEAM COMPARISON »

Opponent	Score	First Downs			Pen	Rushing Number-Yards	Passing		Yards	Total Offense Plays-Yards	Return Yards	Turn- Overs
		Total	Rush	Pass			Comp-Att.-Int					
Houston	14-17	22 / 19	11 / 6	11 / 10	0 / 3	35-208 / 38-101	18-36-3 / 22-34-0	209 / 233	71-417 / 72-334	30 / 81	3 / 0	
Texas St.	20-13	28 / 13	15 / 6	11 / 7	2 / 0	54-158 / 29-31	26-38-0 / 16-30-0	214 / 211	92-372 / 59-242	58 / 116	1 / 0	
Army West Point	29-37	14 / 23	6 / 14	8 / 8	0 / 1	22-121 / 65-254	17-27-0 / 8-18-0	239 / 188	49-360 / 83-442	16 / 13	1 / 0	
Tennessee	14-45	16 / 21	5 / 8	11 / 12	0 / 1	40-88 / 33-303	30-41-2 / 18-33-0	231 / 209	81-319 / 66-512	0 / 51	3 / 1	
Temple	49-34	26 / 32	8 / 4	16 / 26	2 / 2	35-157 / 29-70	25-33-0 / 42-65-0	338 / 472	68-495 / 94-542	38 / 46	0 / 2	
UAB	41-20	25 / 19	12 / 7	10 / 9	3 / 3	38-183 / 36-131	20-32-1 / 22-35-2	177 / 233	70-360 / 71-364	206 / 45	1 / 3	
Fla. Atlantic	36-10	27 / 12	13 / 3	13 / 8	1 / 1	43-176 / 28-20	26-36-2 / 19-34-2	261 / 142	79-437 / 62-162	48 / 36	3 / 2	
East Carolina	41-27	18 / 21	6 / 8	11 / 11	1 / 2	32-120 / 35-141	20-34-1 / 23-43-1	395 / 225	66-515 / 78-366	44 / 38	1 / 1	
North Texas	37-29	23 / 24	15 / 11	7 / 12	1 / 1	51-287 / 39-187	13-25-0 / 20-37-2	134 / 272	76-421 / 76-459	79 / 98	0 / 3	
Rice	34-14	23 / 17	11 / 7	10 / 8	2 / 2	43-199 / 28-47	16-27-0 / 17-28-0	182 / 182	70-381 / 56-229	67 / 20	1 / 1	
South Fla.	49-21	32 / 19	12 / 10	18 / 9	2 / 0	42-224 / 39-140	32-47-0 / 23-39-2	419 / 287	89-643 / 78-427	14 / 12	0 / 2	
Tulane	16-29	21 / 13	10 / 7	9 / 5	2 / 1	40-177 / 41-227	25-39-3 / 9-22-0	198 / 125	79-375 / 63-352	44 / 39	5 / 1	
Marshall	35-17	20 / 13	9 / 2	11 / 8	0 / 3	41-135 / 34-109	22-31-2 / 15-34-1	251 / 258	72-386 / 68-367	78 / 38	3 / 1	
<b>Totals</b>	<b>415-313</b>	<b>295 / 246</b>	<b>133 / 93</b>	<b>146 / 133</b>	<b>16 / 20</b>	<b>516-2233 / 474-1761</b>	<b>290-446-14 / 254-452-10</b>	<b>3248 / 3037</b>	<b>962-5481 / 926-4798</b>	<b>722 / 633</b>	<b>22 / 17</b>	

Opponents	3rd Down Conversion	4th Down Conversion	Time of Possession	TOP Margin	Avg Yds/Rush	Avg Yds/Pass	Avg Yds/Play	Punting Number-Avg	Penalties Number-Yards	Sacks
Texas St.	12-21 / 3-14	2-3 / 1-2	37:23 / 22:37	14:46	2.9 / 1.1	5.6 / 7.0	4.0 / 4.1	4-44.0 / 7-41.9	1-5.0 / 6-40.0	7 / 5
Army West Point	4-10 / 8-20	1-2 / 6-6	15:35 / 44:25	-28:50	5.5 / 3.9	8.9 / 10.4	7.3 / 5.3	4-46.5 / 2-48.5	5-35.0 / 0-0.0	0 / 1
Tennessee	8-19 / 6-14	1-3 / 0-0	37:12 / 22:48	14:24	2.2 / 9.2	5.6 / 6.3	3.9 / 7.8	7-35.7 / 6-44.3	5-40.0 / 5-40.0	2 / 4
Temple	5-11 / 12-20	1-2 / 2-4	24:42 / 35:18	-10:36	4.5 / 2.4	10.2 / 7.3	7.3 / 5.8	3-39.0 / 2-34.0	8-83.0 / 2-30.0	1 / 1
UAB	8-13 / 7-18	0-0 / 2-3	26:58 / 33:02	-06:04	4.8 / 3.6	5.5 / 6.7	5.1 / 5.1	2-29.0 / 3-52.7	6-48.0 / 11-85.0	6 / 1
Fla. Atlantic	7-16 / 6-16	2-2 / 2-3	35:33 / 24:27	11:06	4.1 / 0.7	7.3 / 4.2	5.5 / 2.6	4-41.8 / 6-39.8	8-59.0 / 3-25.0	5 / 0
East Carolina	9-16 / 8-19	0-0 / 0-1	26:51 / 33:09	-06:18	3.8 / 4.0	11.6 / 5.2	7.8 / 4.7	4-45.5 / 6-45.5	6-80.0 / 5-68.0	5 / 4
North Texas	8-16 / 9-16	2-2 / 2-2	32:15 / 27:45	04:30	5.6 / 4.8	5.4 / 7.4	5.5 / 6.0	4-46.8 / 3-42.7	4-50.0 / 4-40.0	3 / 1
Rice	4-12 / 2-12	1-1 / 2-2	30:11 / 29:49	00:22	4.6 / 1.7	6.7 / 6.5	5.4 / 4.1	3-43.3 / 8-39.8	5-52.0 / 5-34.0	6 / 1
South Fla.	9-15 / 7-18	0-2 / 1-4	33:41 / 26:19	07:22	5.3 / 3.6	8.9 / 7.4	7.2 / 5.5	4-42.8 / 7-38.4	7-66.0 / 6-65.0	1 / 1
Tulane	7-17 / 5-15	3-6 / 0-0	31:42 / 28:18	03:24	4.4 / 5.5	5.1 / 5.7	4.7 / 5.6	3-44.0 / 6-38.8	5-24.0 / 6-41.0	1 / 3
Marshall	7-14 / 5-18	0-1 / 0-2	29:59 / 30:01	-00:02	3.3 / 3.2	8.1 / 7.6	5.4 / 5.4	5-45.0 / 7-40.3	5-60.0 / 8-60.0	6 / 2
<b>Totals</b>	<b>92-193 / 83-215</b>	<b>15-26 / 18-31</b>	<b>391:49 / 388:11</b>	<b>03:38</b>	<b>4.3 / 3.7</b>	<b>7.3 / 6.7</b>	<b>5.7 / 5.2</b>	<b>52-41.8 / 68-41.8</b>	<b>73-666.0 / 64-553.0</b>	<b>46 / 25</b>

Note: Game totals are displayed in the format TEAM/OPPONENT for each category

### UTSA Inside Opponent Red-Zone

Date	Opponent	Score	Times		Total	Rush			Pass	FGs	Failed to score inside RZ					
			In RZ	Scored		TDs	TDs	TDs			Made	FGA	Down	Int	Fumb	Half
09/02/2023	at Houston	L 14-17	3	2	14	2	1	1	0	0	0	0	1	0	0	0
09/09/2023	Texas St.	W 20-13	2	2	14	2	1	1	0	0	0	0	0	0	0	0
09/15/2023	Army West Point	L 29-37	1	1	7	1	1	0	0	0	0	0	0	0	0	0
09/23/2023	at Tennessee	L 14-45	2	1	7	1	0	1	0	0	1	0	0	0	0	0
10/07/2023	at Temple	W 49-34	4	4	28	4	3	1	0	0	0	0	0	0	0	0
10/14/2023	UAB	W 41-20	8	6	38	5	3	2	1	2	0	1	0	0	0	0
10/21/2023	at Fla. Atlantic	W 36-10	5	5	27	3	2	1	2	2	0	0	0	0	0	0
10/28/2023	East Carolina	W 41-27	6	5	27	3	1	2	2	3	0	0	0	0	0	0
11/04/2023	at North Texas	W 37-29	6	6	34	4	4	0	2	2	0	0	0	0	0	0
11/11/2023	Rice	W 34-14	5	4	24	3	2	1	1	1	0	0	1	0	0	0
11/17/2023	South Fla.	W 49-21	2	2	14	2	2	0	0	0	0	0	0	0	0	0
11/24/2023	at Tulane	L 16-29	2	1	6	1	0	1	0	0	1	0	0	0	0	0
12/19/2023	vs Marshall	W 35-17	4	4	28	4	3	1	0	0	0	0	0	0	0	0
<b>Totals</b>	<b>43 of 50 (86.0%)</b>		<b>50</b>	<b>43</b>	<b>268</b>	<b>35</b>	<b>23</b>	<b>12</b>	<b>8</b>	<b>10</b>	<b>2</b>	<b>2</b>	<b>1</b>	<b>0</b>	<b>0</b>	<b>0</b>

### Opponents Inside UTSA Red-Zone

Date	Opponent	Score	Times		Total	Rush			Pass	FGs	Failed to score inside RZ					
			In RZ	Scored		TDs	TDs	TDs			Made	FGA	Down	Int	Fumb	Half
09/02/2023	Houston	L 14-17	4	2	14	2	0	2	0	0	1	0	0	0	0	0
09/09/2023	Texas St.	W 20-13	2	2	10	1	1	0	1	1	0	0	0	0	0	0
09/15/2023	Army West Point	L 29-37	5	5	27	3	3	0	2	2	0	0	0	0	0	0
09/23/2023	Tennessee	L 14-45	4	4	24	3	2	1	1	1	0	0	0	0	0	0
10/07/2023	Temple	W 49-34	4	3	20	3	0	3	0	0	1	0	0	0	0	0
10/14/2023	UAB	W 41-20	3	3	13	1	1	0	2	2	0	0	0	0	0	0
10/21/2023	Fla. Atlantic	W 36-10	1	1	3	0	0	0	1	1	0	0	0	0	0	0
10/28/2023	East Carolina	W 41-27	4	3	17	2	0	2	1	1	0	1	0	0	0	0
11/04/2023	North Texas	W 37-29	5	4	22	2	0	2	2	2	0	1	0	0	0	0
11/11/2023	Rice	W 34-14	0	0	0	0	0	0	0	0	0	0	0	0	0	0
11/17/2023	South Fla.	W 49-21	3	2	14	2	2	0	0	0	0	1	0	0	0	0
11/24/2023	Tulane	L 16-29	5	5	26	3	1	2	2	2	0	0	0	0	0	0
12/19/2023	Marshall	W 35-17	2	1	7	1	1	0	0	1	0	0	0	0	0	0
<b>Totals</b>	<b>35 of 42 (83.3%)</b>		<b>42</b>	<b>35</b>	<b>197</b>	<b>23</b>	<b>11</b>	<b>12</b>	<b>12</b>	<b>13</b>	<b>2</b>	<b>3</b>	<b>0</b>	<b>0</b>	<b>0</b>	<b>0</b>

# « 2023 UTSA SUPERLATIVES »

## UTSA - Game Highs

<b>RUSHES</b>	54	Texas St. (09/09/2023)
<b>YARDS RUSHING</b>	287	at North Texas (11/04/2023)
<b>YARDS PER RUSH</b>	5.9	at Houston (09/02/2023)
<b>TD RUSHES</b>	4	South Fla. (11/17/2023)
	4	at North Texas (11/04/2023)
	4	at Temple (10/07/2023)
<b>PASS ATTEMPTS</b>	47	South Fla. (11/17/2023)
<b>PASS COMPLETIONS</b>	32	South Fla. (11/17/2023)
<b>YARDS PASSING</b>	419	South Fla. (11/17/2023)
<b>YARDS PER PASS</b>	11.6	East Carolina (10/28/2023)
<b>TD PASSES</b>	4	East Carolina (10/28/2023)
<b>TOTAL PLAYS</b>	92	Texas St. (09/09/2023)
<b>TOTAL OFFENSE</b>	643	South Fla. (11/17/2023)
<b>YARDS PER PLAY</b>	7.8	East Carolina (10/28/2023)
<b>POINTS</b>	49	South Fla. (11/17/2023)
	49	at Temple (10/07/2023)
<b>SACKS BY</b>	7	Texas St. (09/09/2023)
<b>FIRST DOWNS</b>	32	South Fla. (11/17/2023)
<b>PENALTIES</b>	8	at Fla. Atlantic (10/21/2023)
	8	at Temple (10/07/2023)
	8	at Houston (09/02/2023)
<b>PENALTY YARDS</b>	83	at Temple (10/07/2023)
<b>TURNOVERS</b>	5	at Tulane (11/24/2023)
<b>PUNTS</b>	7	at Tennessee (09/23/2023)
<b>PUNTING AVG</b>	46.8	at North Texas (11/04/2023)
<b>LONG PUNT</b>	59	at North Texas (11/04/2023)
	59	Army West Point (09/15/2023)
<b>PUNTS INSIDE 20</b>	3	South Fla. (11/17/2023)
	3	Rice (11/11/2023)
	3	at Fla. Atlantic (10/21/2023)
<b>LONG PUNT RETURN</b>	50	Rice (11/11/2023)

## UTSA - Individual Game Highs

<b>RUSHES</b>	26	Kevorian Barnes vs Texas St. (09/09/2023)
<b>YARDS RUSHING</b>	129	Kevorian Barnes at North Texas (11/04/2023)
<b>TD RUSHES</b>	3	Frank Harris vs South Fla. (11/17/2023)
<b>LONG RUSH</b>	69	Rocko Griffin vs East Carolina (10/28/2023)
<b>PASS ATTEMPTS</b>	46	Frank Harris vs South Fla. (11/17/2023)
<b>PASS COMPLETIONS</b>	31	Frank Harris vs South Fla. (11/17/2023)
<b>YARDS PASSING</b>	411	Frank Harris vs South Fla. (11/17/2023)
<b>TD PASSES</b>	4	Frank Harris vs East Carolina (10/28/2023)
<b>LONG PASS</b>	84	Frank Harris vs East Carolina (10/28/2023)
<b>RECEPTIONS</b>	9	Joshua Cephus vs South Fla. (11/17/2023)
	9	Joshua Cephus at Houston (09/02/2023)
<b>YARDS RECEIVING</b>	183	Joshua Cephus vs East Carolina (10/28/2023)
<b>TD RECEPTIONS</b>	2	Tykee Ogle-Kellogg vs East Carolina (10/28/2023)
	2	Joshua Cephus vs UAB (10/14/2023)
<b>LONG RECEPTION</b>	84	Joshua Cephus vs East Carolina (10/28/2023)
<b>PUNTS</b>	6	Lucas Dean at Tennessee (09/23/2023)
<b>PUNTING AVG</b>	46.8	Lucas Dean at North Texas (11/04/2023)
<b>LONG PUNT</b>	59	Lucas Dean at North Texas (11/04/2023)
	59	Lucas Dean vs Army West Point (09/15/2023)
<b>PUNTS INSIDE 20</b>	3	Lucas Dean vs South Fla. (11/17/2023)
	3	Lucas Dean vs Rice (11/11/2023)
	3	Lucas Dean at Fla. Atlantic (10/21/2023)
<b>LONG PUNT RETURN</b>	50	Chris Carpenter vs Rice (11/11/2023)
<b>LONG KICKOFF RETURN</b>	58	Willie McCoy vs UAB (10/14/2023)
<b>TACKLES</b>	10	Donyai Taylor vs UAB (10/14/2023)
	10	Martavius French at Temple (10/07/2023)
	10	Martavius French vs Army West Point (09/15/2023)
<b>SACKS</b>	3.5	Trey Moore vs UAB (10/14/2023)
<b>TACKLES FOR LOSS</b>	3.5	Trey Moore vs UAB (10/14/2023)

# « 2023 OPPONENT SUPERLATIVES »

## Opponent - Game Highs

RUSHES	65	Army West Point (09/15/2023)
YARDS RUSHING	303	at Tennessee (09/23/2023)
YARDS PER RUSH	9.2	at Tennessee (09/23/2023)
TD RUSHES	4	at Tennessee (09/23/2023)
PASS ATTEMPTS	65	at Temple (10/07/2023)
PASS COMPLETIONS	42	at Temple (10/07/2023)
YARDS PASSING	472	at Temple (10/07/2023)
YARDS PER PASS	10.4	Army West Point (09/15/2023)
TD PASSES	5	at Temple (10/07/2023)
TOTAL PLAYS	94	at Temple (10/07/2023)
TOTAL OFFENSE	542	at Temple (10/07/2023)
YARDS PER PLAY	7.8	at Tennessee (09/23/2023)
POINTS	45	at Tennessee (09/23/2023)
SACKS BY	5	Texas St. (09/09/2023)
FIRST DOWNS	32	at Temple (10/07/2023)
PENALTIES	11	UAB (10/14/2023)
PENALTY YARDS	85	UAB (10/14/2023)
TURNOVERS	3	at North Texas (11/04/2023)
	3	UAB (10/14/2023)
PUNTS	8	Rice (11/11/2023)
PUNTING AVG	52.7	UAB (10/14/2023)
LONG PUNT	54	UAB (10/14/2023)
	54	at Houston (09/02/2023)
PUNTS INSIDE 20	3	South Fla. (11/17/2023)
	3	at Tennessee (09/23/2023)
	3	at Houston (09/02/2023)
LONG PUNT RETURN	48	at Houston (09/02/2023)

## Opponent - Individual Game Highs

RUSHES	26	Makhi Hughes at Tulane (11/24/2023)
YARDS RUSHING	166	Makhi Hughes at Tulane (11/24/2023)
TD RUSHES	2	Dylan Sampson at Tennessee (09/23/2023)
LONG RUSH	81	Joe Milton III at Tennessee (09/23/2023)
PASS ATTEMPTS	65	E.J. Warner at Temple (10/07/2023)
PASS COMPLETIONS	42	E.J. Warner at Temple (10/07/2023)
YARDS PASSING	472	E.J. Warner at Temple (10/07/2023)
TD PASSES	5	E.J. Warner at Temple (10/07/2023)
LONG PASS	55	Terrell McDonald vs UAB (10/14/2023)
	55	Markel Johnson vs Army West Point (09/15/2023)
	55	TJ Finley vs Texas St. (09/09/2023)
RECEPTIONS	10	Sean Atkins vs South Fla. (11/17/2023)
	10	John Adams at Temple (10/07/2023)
YARDS RECEIVING	132	Jayden Harrison vs Marshall (N) (12/19/2023)
TD RECEPTIONS	2	Chris Brazzell II at Tulane (11/24/2023)
	2	David Martin-Robinson at Temple (10/07/2023)
LONG RECEPTION	55	Jermaine Brown Jr. vs UAB (10/14/2023)
	55	Isaiah Alston vs Army West Point (09/15/2023)
	55	Kole Wilson vs Texas St. (09/09/2023)
FIELD GOALS	3	Valentino Ambrosio at Tulane (11/24/2023)
	3	Quinn Maretzki vs Army West Point (09/15/2023)
LONG FIELD GOALS	51	Andrew Conrad vs East Carolina (10/28/2023)
PUNTS	8	Conor Hunt vs Rice (11/11/2023)
PUNTING AVG	52.7	Patrick Foley vs UAB (10/14/2023)
LONG PUNT	54	Patrick Foley vs UAB (10/14/2023)
	54	Laine Wilkins at Houston (09/02/2023)
PUNTS INSIDE 20	3	Andrew Stokes vs South Fla. (11/17/2023)
	3	Jackson Ross at Tennessee (09/23/2023)
	3	Laine Wilkins at Houston (09/02/2023)
LONG PUNT RETURN	48	Malik Fleming at Houston (09/02/2023)
LONG KICKOFF RETURN	47	Kaylon Horton at North Texas (11/04/2023)
TACKLES	16	Brian Holloway vs Texas St. (09/09/2023)
SACKS	2	Keith Cooper Jr. at Tulane (11/24/2023)
	2	Ben Bell vs Texas St. (09/09/2023)
TACKLES FOR LOSS	2	Mike Green vs Marshall (N) (12/19/2023)
	2	Patrick Jenkins at Tulane (11/24/2023)
	2	Keith Cooper Jr. at Tulane (11/24/2023)
	2	Jhalyn Shuler vs South Fla. (11/17/2023)
	2	DJ Gordon IV vs South Fla. (11/17/2023)
	2	Chad Stephens vs East Carolina (10/28/2023)
	2	Tamarion McDonald at Tennessee (09/23/2023)
	2	Ben Bell vs Texas St. (09/09/2023)
INTERCEPTIONS	2	Malik Fleming at Houston (09/02/2023)



# « 2023 UTSA LONG PLAYS »

## LONG PLAY CHART

Yards	Play Type	Player	Opponent
*84	Pass	Joshua Cephus from Frank Harris	East Carolina
78	IR	Donyai Taylor	North Texas
76	IR	Elliott Davison	UAB
*72	Pass	Devin McCuin from Eddie Lee Marburger	Army
69	Rush	Rocko Griffin	East Carolina
65	Pass	Joshua Cephus from Frank Harris	East Carolina
*64	Pass	Joshua Cephus from Frank Harris	South Florida
58	KR	Willie McCoy	UAB
57	IR	Kam Alexander	Marshall
*50	PR	Chris Carpenter	Rice
*46	Pass	Tykee Ogle-Kellogg from Eddie Lee Marburger	Army
44	Rush	Kevorian Barnes	North Texas
44	Rush	Kevorian Barnes	Houston
*44	Pass	Joshua Cephus from Eddie Lee Marburger	Army
*44	Pass	Joshua Cephus from Owen McCown	Marshall
43	Pass	Devin McCuin from Frank Harris	East Carolina
*43	Pass	Tykee Ogle-Kellogg from Frank Harris	East Carolina
*43	Pass	Tykee Ogle-Kellogg from Owen McCown	Tennessee
*43	Rush	Robert Henry	Temple
*42	Pass	Tykee Ogle-Kellogg from Frank Harris	Florida Atlantic
42	Rush	Robert Henry	UAB
41	Pass	Tykee Ogle-Kellogg from Owen McCown	Marshall
*40	Rush	Frank Harris	South Florida
*40	Pass	Tykee Ogle-Kellogg from Frank Harris	Temple
36	Rush	Kevorian Barnes	Tulane
36	Pass	Devin McCuin from Frank Harris	Temple
*33	Pass	Tykee Ogle-Kellogg from Frank Harris	South Florida
31	Rush	Frank Harris	Rice
*30	Pass	Devin McCuin from Frank Harris	South Florida
30	Rush	Frank Harris	North Texas
30	Pass	Devin McCuin from Frank Harris	Florida Atlantic
30	Pass	Tykee Ogle-Kellogg from Frank Harris	Temple
30	Pass	Tykee Ogle-Kellogg from Frank Harris	Texas State
29	Rush	Rocko Griffin	North Texas
*29	Pass	Devin McCuin from Frank Harris	Temple
28	Pass	Joshua Cephus from Frank Harris	South Florida
28	Pass	Joshua Cephus from Frank Harris	North Texas
28	Pass	Joshua Cephus from Frank Harris	Houston
28	Pass	Oscar Cardenas from Frank Harris	Temple
27	Pass	Joshua Cephus from Frank Harris	South Florida
27	Pass	Oscar Cardenas from Frank Harris	North Texas
27	Pass	Tykee Ogle-Kellogg from Frank Harris	East Carolina
27	KR	Willie McCoy	Florida Atlantic
27	Pass	Joshua Cephus from Owen McCown	Marshall
26	Rush	Rocko Griffin	Rice
26	Pass	Houston Thomas from Frank Harris	East Carolina
26	Rush	Owen McCown	Marshall
*25	Rush	Frank Harris	South Florida
25	KR	Chris Carpenter	Texas State
24	Pass	Joshua Cephus from Frank Harris	Tulane
24	Rush	Frank Harris	Houston
23	Pass	Devin McCuin from Frank Harris	Tulane
*23	Rush	Rocko Griffin	Tulane
23	Rush	David Amador II	South Florida
23	KR	Willie McCoy	East Carolina
23	Rush	Kevorian Barnes	Texas State
23	KR	Willie McCoy	Marshall
22	Pass	Tykee Ogle-Kellogg from Frank Harris	Rice
22	KR	Camron Cooper	UAB
22	PR	Chris Carpenter	UAB
21	Pass	Joshua Cephus from Frank Harris	East Carolina
21	PR	Chris Carpenter	Florida Atlantic
21	Pass	Joshua Cephus from Owen McCown	Tennessee
20	Rush	Robert Henry	Rice
20	Pass	Houston Thomas from Frank Harris	Houston
20	Pass	Joshua Cephus from Frank Harris	Houston
*20	Pass	Joshua Cephus from Frank Harris	Houston
20	Rush	David Amador II	Houston
*20	Pass	Willie McCoy from Frank Harris	Texas State
*20	Rush	Rocko Griffin	Texas State
20	Rush	Rocko Griffin	Army

\* touchdown scored on play

## LONG PLAYS BY THE NUMBERS

Long Plays By Yards	No.	TD
100+	0	0
90-99	0	0
80-89	1	1
70-79	3	1
60-69	3	1
50-59	3	1
40-49	14	9
30-39	9	2
20-29	39	6

Long Plays By Type	No.	TD
Rushing	21	5
Passing	38	15
Punt returns	3	1
Kick returns	6	0
Interceptions	4	0
Fumble returns	0	0
Other	0	0
<b>TOTAL</b>	<b>71</b>	<b>21</b>

## LONG PLAYS BY PLAYER

Player	No.	TD	R	P	KR	PR	IR	FR
Joshua Cephus	15	5	0	15	0	0	0	0
Tykee Ogle-Kellogg	11	6	0	11	0	0	0	0
Devin McCuin	7	3	0	7	0	0	0	0
Rocko Griffin	6	2	6	0	0	0	0	0
Frank Harris	5	2	5	0	0	0	0	0
Willie McCoy	5	1	0	1	4	0	0	0
Chris Carpenter	4	1	0	0	1	3	0	0
Kevorian Barnes	4	0	4	0	0	0	0	0
Robert Henry	3	1	3	0	0	0	0	0
David Amador II	2	0	2	0	0	0	0	0
Oscar Cardenas	2	0	0	2	0	0	0	0
Houston Thomas	2	0	0	2	0	0	0	0
Kam Alexander	1	0	0	0	0	0	1	0
Camron Cooper	1	0	0	0	1	0	0	0
Elliott Davison	1	0	0	0	0	0	1	0
Owen McCown	1	0	1	0	0	0	0	0
Donyai Taylor	1	0	0	0	0	0	1	0
<b>TOTAL</b>	<b>71</b>	<b>21</b>	<b>20</b>	<b>35</b>	<b>6</b>	<b>3</b>	<b>3</b>	<b>0</b>

## LONGEST PLAYS

### Rush

69 Rocko Griffin vs. East Carolina (10/28/2023)

### Rushing Touchdown

43 Robert Henry vs. Temple (10/7/2023)

### Pass

84 Joshua Cephus from Frank Harris vs. East Carolina (10/28/2023)

### Passing Touchdown

84 Joshua Cephus from Frank Harris vs. East Carolina (10/28/2023)

### Punt Return

50 Chris Carpenter vs Rice (11/11/2023)

### Kick Return

58 Willie McCoy vs. UAB (10/14/2023)

### Interception Return

78 Donyai Taylor vs. North Texas (11/4/2023)

### Fumble Return

19 Donyai Taylor vs. Tulane (11/24/2023)

### Punt

59 Lucas Dean vs. Army (9/15/2023); vs. North Texas (11/4/2023)

### Field Goal

53 Chase Allen vs. UAB (10/14/2023)

# « 2023 UTSA GAME CAPSULES »

## Saturday, Sept. 2 Houston 17, UTSA 14 Houston (TDECU Stadium)

**SAN ANTONIO** — Kevorian Barnes posted his sixth career 100-yard rushing game, Joshua Cephus had a career-high 123 receiving yards and Trey Moore and Donyai Taylor combined for five tackles for loss, but it was not enough as UTSA dropped a 17-14 decision at Houston in the season opener on Saturday night at TDECU Stadium.

Playing in their first game as a member of the American Athletic Conference, the Roadrunners displayed a balanced offense with 208 rushing yards and 209 passing yards against the Cougars, who were making their Big 12 Conference debut. Barnes rushed for 103 yards and a touchdown on 16 carries, averaging 6.4 yards per tote. Dating back to last season, it marked the third straight 100-yard output for the redshirt sophomore from San Augustine, Texas.

Cephus caught nine passes in registering his top receiving yardage total and fifth 100-yard game as a Roadrunner. The senior from nearby Dekaney High School hauled in a pass over the middle late in the contest, juked a defender and found the end zone to help pull UTSA within 17-14 with 5:42 left to play.

Taylor, a senior from Shiner, Texas, recorded five total tackles with three behind the line, including one of three sacks turned in by the visitors. Moore, a sophomore out of Smithson Valley High, also made five stops with two TFLs and one sack.

Kam Alexander paced the defense with six tackles along with a pass breakup and quarterback hurry in his UTSA debut, while Avery Morris, Ken Robinson and Rashad Wisdom contributed five stops apiece. The Roadrunners held the Cougars to 334 yards of offense, including only 101 on the ground.

Cephus' score brought UTSA within three points after trailing by 10. Houston converted a third-down-and-three with a 6-yard pass from Donovan Smith to Mike O'Laughlin. Faced with another third-and-three with the clock winding down to fewer than three minutes, Smith scrambled up the middle and initially was ruled short of the line to gain. However, replay review changed the spot of the ball and the Cougars were awarded a first down following a chain measurement to seal the win.

Houston got on the board first after Smith found Joseph Manjack open in the end zone for an 8-yard touchdown reception. The score was set up by 48-yard punt return by Malik Fleming down to the UTSA 22-yard line.

UTSA answered with an eight-play, 80-yard drive to knot the score at 7-7. Frank Harris completed passes of 16 yards to Chris Carpenter and 17 to Dan Dishman on back-to-back plays before a David Amador II jet sweep around the left end for 20 yards set up a 4-yard TD plunge by Barnes.

The two teams traded missed field goals early in the second quarter, but Jack Martin gave Houston a 10-7 halftime advantage when he split the uprights from 31 yards as time expired in the half.

Houston upped its lead to 10 points late in the third quarter when Matthew Golden hauled in a 6-yard touchdown pass from Smith at the 3:54 mark.

Attendance: 37,862	1	2	3	4	Final
UTSA (0-1)	7	0	0	7	37
Houston (1-0)	7	3	7	0	35

### SCORING SUMMARY

1st	06:54	UH	Joseph Manjack IV 8 yd pass from Donovan Smith (Jack Martin kick)	0-7
	03:26	UTSA	Kevorian Barnes 8 yd rush (Tate Sandell kick)	7-7
2nd	0:00	UH	Jack Martin 31 yd field goal	7-10
3rd	03:54	UH	De'Corian Clark 6 yd pass from Donovan Smith (Jack Martin kick)	7-17
4th	05:42	UTSA	Joshua Cephus 20 yd pass from Frank Harris (Tate Sandell kick)	14-17

	UTSA	Houston
FIRST DOWNS.....	22	19
RUSHES-YARDS (NET).....	35-208	38-101
PASSING YDS (NET).....	209	233
PASSES COMP-ATT-INT.....	18-36-3	22-34-0
TOTAL OFFENSE PLAYS-YARDS.....	71-417	72-334
FUMBLE RETURNS-YARDS.....	0-0	0-0
PUNT RETURNS-YARDS.....	0-0	1-48
KICKOFF RETURNS-YARDS.....	3-30	1-14
INTERCEPTION RETURNS-YARDS.....	0-0	3-19
PUNTS (NUMBER-AVG).....	5-193	5-219
FUMBLES-LOST.....	1-0	0-0
PENALTIES-YARDS.....	8-64	3-25
POSSESSION TIME.....	29:47	30:13
THIRD-DOWN CONVERSIONS.....	4 OF 13	5 OF 15
FOURTH-DOWN CONVERSIONS.....	2 OF 2	0 OF 2
RED-ZONE SCORES-CHANCES.....	2-3	3-4
SACKS BY: NUMBER-YARDS.....	3-18	1-6

**RUSHING: UTSA**- Kevorian Barnes 16-103; Frank Harris 9-45; Robert Henry 3-24; David Amador II 1-20; Devin McCuin 1-10; Rocko Griffin 5-6. **Houston**- Tony Mathis Jr. 8-38; Donovan Smith 13-31; Stacy Sneed 6-15; Brandon Campbell 6-12; Joseph Manjack IV 1-minus 1.

**PASSING: UTSA**- Frank Harris 18-36-3-209. **Houston**- Donovan Smith 22-34-0-233.

**RECEIVING: UTSA**- Joshua Cephus 9-123-1; Tykee Ogle-Kelllogg 3-16; Houston Thomas 1-20; Dan Dishman 1-17; Chris Carpenter 1-16; Oscar Cardenas 2-36; Kevorian Barnes 1-4; Robert Henry 1-2; David Amador II 0-0; Jace Wilson 0-0; Devin McCuin 0-0. **Houston**- Samuel Brown 6-106; Joseph Manjack IV 6-67-1; Matthew Golden 4-36-1; Stephon Johnson Jr. 2-9; Mike O'Laughlin 1-6; Joshua Cobbs 1-5; Brandon Campbell 1-3; Stacy Sneed 1-1; Logan Compton 0-0.

## Saturday, Sept. 9 UTSA 20, Texas State 13 San Antonio (Alamodome)

**SAN ANTONIO** — Trey Moore registered three sacks and Frank Harris passed for 214 yards to help lead UTSA to a 20-13 victory over Texas State in front of 49,342 fans on Saturday afternoon at the Alamodome.

With the win, the Roadrunners improved to 1-1 on the season and notched their first victory as a member of the American Athletic Conference in front of the second-largest home crowd in program history, trailing only the inaugural game attendance of 56,743.

Moore totaled five tackles and his three sacks are tied for the second most recorded by a Roadrunner in a game. The outside linebacker from Smithson Valley High School helped lead a defense that limited the Bobcats to 242 total yards, including just 31 rushing yards.

UTSA posted 10 total tackles for loss including six sacks, as Nick Booker-Brown, Avery Morris and Jimmori Robinson contributed one apiece.

The Roadrunners took a 10-0 lead in the first half only to see the Bobcats rally to tie things up by halftime.

UTSA grabbed the lead for good when Willie McCoy made a highlight-reel catch on the sideline for a 20-yard touchdown reception with 3:14 left to play in the third quarter. Chase Allen's extra point made it 17-10 in favor of the Roadrunners.

Texas State cut it to 17-13 on a 43-yard field goal from Mason Shipley with 10:37 left to play, but UTSA answered with a 43-yard field goal from Allen at the 5:47 mark of the fourth quarter.

The UTSA defense forced a punt on the Bobcats' next possession and the Roadrunners ran out the clock with a pair of first downs to seal the win.

TJ Finley completed 16 of 30 passes for 211 yards to lead Texas State's offense, while Brian Holloway paced all players with 16 tackles.

Allen put UTSA on the board first when he split the uprights from 46 yards at the 3:01 mark of the opening period.

Rocko Griffin helped the Roadrunners pad their lead with a 20-yard dash to paydirt early in the second stanza to cap a six-play, 57-yard drive.

Texas State pulled within 10-7 on Jahmyl Jeter's 3-yard plunge that ended an 11-play, 66-yard march.

A pair of UTSA starters went down with injuries on the ensuing possession, and the home team was forced to punt the ball back to the visitors with 1:28 left in the half. The Bobcats drove 64 yards in eight plays, the last a 42-yard field goal by Shipley that knotted the score with fewer than 20 seconds left in the half.

Attendance: 49,342	1	2	3	4	Final
Houston (1-1)	0	10	0	3	13
UTSA (1-1)	3	7	7	3	20

### SCORING SUMMARY

1st	03:01	UTSA	Chase Allen 46 yd field goal	0-3
	12:48	UTSA	Rocko Griffin 20 yd rush (Chase Allen kick)	0-10
	05:11	TXST	Jahmyl Jeter 3 yd rush (Mason Shipley kick)	7-10
	00:16	TXST	Mason Shipley 42 yd field goal	10-10
3rd	03:14	UTSA	Willie McCoy 20 yd pass from Frank Harris (Chase Allen kick)	10-17
4th	10:37	TXST	Mason Shipley 43 yd field goal	13-17
	05:47	UTSA	Chase Allen 43 yd field goal	13-20

	TXST	UTSA
FIRST DOWNS.....	13	28
RUSHES-YARDS (NET).....	29-31	54-158
PASSING YDS (NET).....	211	214
PASSES COMP-ATT-INT.....	16-30-0	26-38-0
TOTAL OFFENSE PLAYS-YARDS.....	59-242	92-372
FUMBLE RETURNS-YARDS.....	0-0	0-0
PUNT RETURNS-YARDS.....	2-3	1-0
KICKOFF RETURNS-YARDS.....	4-119	3-58
INTERCEPTION RETURNS-YARDS.....	0-0	0-0
PUNTS (NUMBER-AVG).....	7-41.9	4-44.0
FUMBLES-LOST.....	1-0	1-1
PENALTIES-YARDS.....	6-40	1-5
POSSESSION TIME.....	22:37	37:23
THIRD-DOWN CONVERSIONS.....	3 OF 14	12 OF 22
FOURTH-DOWN CONVERSIONS.....	1 OF 2	2 OF 3
RED-ZONE SCORES-CHANCES.....	2-2	2-2
SACKS BY: NUMBER-YARDS.....	5-35	7-41

**RUSHING: Texas State**- Ismail Mahdi 6-23; Calvin Hill 6-17; Donerio Davenport 5-10; Jahmyl Jeter 2-9-1; TJ Finley 10-minus 28. **UTSA**- Kevorian Barnes 26-103; Robert Henry 8-34; Rocko Griffin 3-22-1; Frank Harris 12-22; Eddie Lee Marburger 2-minus 13.

**PASSING: Texas State**- TJ Finley 16-30-0-211. **UTSA**- Frank Harris 26-37-0-214.

**RECEIVING: Texas State**- Drew Donley 5-79; Kole Wilson 4-69; Ashtyn Hawkins 3-41; Sean Shaw 1-9; Calvin Hill 1-7; Joey Hobert 1-6; Donerio Davenport 1-0; Ismail Mahdi 0-0. **UTSA**- Tykee Ogle-Kelllogg 6-78; Joshua Cephus 6-38; Chris Carpenter 3-17; Kevorian Barnes 3-16; Devin McCuin 2-14; Oscar Cardenas 2-14; Willie McCoy 1-20-1; Houston Thomas 1-11; David Amador II 1-4; De'Corian Clark 1-2.

# « 2023 UTSA GAME CAPSULES »

## Saturday, Sept. 15 Army 37, UTSA 29 San Antonio (Alamodome)

**SAN ANTONIO** — Eddie Lee Marburger passed for 239 yards and three touchdowns in his first career start and Martavius French posted a career-high 10 tackles, but Army West Point held off a second-half UTSA rally in a 37-29 decision on Friday night in front of 27,138 fans at the Alamodome.

The Black Knights (2-1) built an early 14-0 lead and kept the Roadrunners (1-2) at bay in winning for the third time in three visits to the Alamodome for the four-game series. Army used a 44:25-15:35 edge in time of possession and ran 83 offensive plays compared to 49 for UTSA, rushing for 254 yards on 65 attempts — the most by an opponent in school history.

Marburger completed 17 of 25 passes in starting under center for the first time in his career for the injured Frank Harris, who missed his first game and start since the 2020 season to snap a stretch of 36 consecutive starts. The redshirt sophomore signal caller from Sharyland Pioneer High School completed passes to seven different receivers, paced by Joshua Cephus' eight catches for 84 yards.

Facing a 20-7 deficit with time running out in the first half, Marburger and Tykee Ogle-Kellogg connected on a 46-yard, Hail Mary pass to make it a one-score contest at the break.

Army kicker Quinn Marezki drilled his third field goal of the night from 36 yards to make it 23-14 with 9:13 on the clock.

UTSA answered when Cephus turned a short screen pass in the right flat into a 44-yard scoring play. Chase Allen's extra point pulled the home team within 23-21 with 7:04 left in the third.

However, the Black Knights covered 80 yards in only two plays, a 55-yard pass from Markel Johnson to Isaiah Alston on a trick play followed by a 28-yard TD catch by Noah Short, to push the lead back out to nine less than one minute later.

Army increased its advantage to 16 when Bryson Daily scored on a 3-yard quarterback keeper with 6:45 left to play, only to have UTSA respond quickly on a 72-yard touchdown reception by true freshman Devin McCuin. Marburger then found McCuin open for a successful two-point conversion to make it 37-29 with just over six minutes to play.

UTSA's defense came through with a three-and-out on the next possession, forcing a punt. However, Army returned the favor with a sack on a third-down play to force a UTSA punt. The Black Knights then ran out the clock with a pair of first downs to secure the victory.

Attendance: 27,138	1	2	3	4	Final
Army West Point (2-1)	14	6	10	7	37
UTSA (1-2)	0	14	7	8	29

### SCORING SUMMARY

1st	07:32	ARMY	Hayden Reed 1 yd run (Quinn Marezki kick), 16 plays, 75 yards, TOP: 7:28	7-0
	01:15	ARMY	Jakobi Buchanan 10 yd run (Quinn Marezki kick), 9 plays, 41 yards, TOP: 5:51	14-0
2nd	12:45	UTSA	Robert Henry 19 yd run, 11 plays, 75 yards, TOP: 3:30	14-6
	07:59	ARMY	Quinn Marezki 23 yd field goal, 8 plays, 69 yards, TOP: 4:46	17-6
	01:06	ARMY	Quinn Marezki 45 yd field goal, 13 plays, 45 yards, TOP: 4:44	20-6
	00:00	UTSA	Tykee Ogle-Kellogg 46 yd pass from Eddie Lee Marburger (Chase Allen kick), 9 plays, 75 yards, TOP: 1:06	20-13
3rd	09:13	ARMY	Quinn Marezki 36 yd field goal, 7 plays, 30 yards, TOP: 4:06	23-13
	07:04	UTSA	Joshua Cephus 44 yd pass from Eddie Lee Marburger (Chase Allen kick), 6 plays, 75 yards, TOP: 2:09	23-20
	06:09	ARMY	Noah Short 25 yd pass from Bryson Daily (Quinn Marezki kick), 2 plays, 80 yards, TOP: 0:48	30-20
4th	06:45	ARMY	Bryson Daily 3 yd run (Quinn Marezki kick), 14 plays, 70 yards, TOP: 8:37	37-20
	06:12	UTSA	Devin McCuin 72 yd pass from Eddie Lee Marburger (2-pt pass successful), 2 plays, 75 yards, TOP: 0:33	37-28

	ARMY	UTSA
FIRST DOWNS.....	23	14
RUSHES-YARDS (NET).....	65-254	22-121
PASSING YDS (NET).....	188	239
PASSES COMP-ATT-INT.....	8-18-0	17-27-0
TOTAL OFFENSE PLAYS-YARDS.....	83-442	49-360
FUMBLE RETURNS-YARDS.....	0-0	0-0
PUNT RETURNS-YARDS.....	0-0	0-16
KICKOFF RETURNS-YARDS.....	1-13	0-0
INTERCEPTION RETURNS-YARDS.....	0-0	0-0
PUNTS (NUMBER-AVG).....	2-48.5	4-46.5
FUMBLES-LOST.....	1-0	1-1
PENALTIES-YARDS.....	0-0	5-35
POSSESSION TIME.....	44:25	15:35
THIRD-DOWN CONVERSIONS.....	8 OF 20	4 OF 10
FOURTH-DOWN CONVERSIONS.....	6 OF 6	1 OF 2
RED-ZONE SCORES-CHANCES.....	5-5	1-1
SACKS BY: NUMBER-YARDS.....	1-0	0-0

**RUSHING: Army-** Hayden Reed 20-107; Bryson Daily 24-100; Jakobi Buchanan 8-30; Markel Johnson 6-14; Miles Stewart 3-13; Kanye Udoh 1-0; Team 2-minus 4; Ay'Jau Marshall 1-minus 6. **UTSA-** Rocko Griffin 7-53; Kevarian Barnes 9-39; Robert Henry 3-32; Eddie Lee Marburger 3-minus 3.

**PASSING: Army-** Bryson Daily 7-17-0-133; Markel Johnson 1-1-0-55. **UTSA-** Eddie Lee Marburger 17-25-0-239; Team 0-2-0-0.

**RECEIVING: Army-** Noah Short 3-68; Isaiah Alston 2-68; Markel Johnson 2-41; Casey Reynolds 1-11. **UTSA-** Joshua Cephus 8-84; Robert Henry 3-11; Devin McCuin 2-77; Tykee Ogle-Kellogg 1-46; Oscar Cardenas 1-9; Willie McCoy 1-6; Chris Carpenter 1-6.

## Saturday, Sept. 23 #20 Tennessee 45, UTSA 14 Knoxville (Neyland Stadium)

**KNOXVILLE, Tenn.** — UTSA redshirt freshman quarterback Owen McCown completed 18 of 20 passes for 170 yards and two touchdowns, all in the second half, but No. 20 Tennessee stormed out to an early lead and never looked back in a 45-14 decision on Saturday afternoon in front of 101,915 fans at Neyland Stadium.

The Volunteers (3-1) built a 14-point lead through the first five minutes and withstood a third-quarter push from the Roadrunners (1-3) in the first meeting between the two schools on the gridiron.

McCown came off the bench and completed his first 10 pass attempts to spark the UTSA offense and cut the deficit to 31-14 with a little more than five minutes remaining in the third quarter.

Trailing by 31 points at the break, UTSA marched 75 yards in 15 plays on the opening possession of the second half to get on the board. McCown completed all eight pass attempts on the drive capped by a 3-yard touchdown to Joshua Cephus.

The UTSA defense then came up with a three-and-out to force a punt. McCown kept his completions streak alive with two more, including a 43-yard catch-and-run by Tykee Ogle-Kellogg, who played at nearby Alcoa High School, to help pull the visitors within 31-14.

The Vols pushed their lead back out to 24 early in the fourth quarter with Jabari Small's 1-yard plunge that put an end to a 12-play, 66-yard drive.

Dylan Sampson broke loose for a 41-yard touchdown dash later in the final frame to provide the final margin.

It did not take long for Tennessee to strike first, as Joe Milton scampered 81 yards on a quarterback keeper on the first play from scrimmage to put the home team up 7-0.

The Vols forced a three-and-out and a punt, then drove 62 yards in nine plays, the last a 10-yard TD rush up the middle by Sampson to push the lead to 14 at the 10:05 mark of the opening period.

UTSA had to settle for another punt on its next possession. Tennessee partially blocked the kick and then tried to pick up the loose ball for a return but fumbled, resulting in a recovery by Kelechi Nwachuku for the Roadrunners' first takeaway of the season. UTSA then marched to the Vols 19-yard line but a fourth-down pass attempt sailed incomplete to end the drive.

Tennessee tacked on a pair of touchdowns and a field goal in the second quarter on an 18-yard reception by Kaleb Webb, a 48-yard grab by Ramel Keyton and a 29-yard field goal by Charles Campbell with 3:21 left in the half.

Attendance: 101,915	1	2	3	4	Final
UTSA (1-3)	0	0	14	0	14
Tennessee (3-1)	14	17	0	14	45

### SCORING SUMMARY

1st	14:40	TENN	Joe Milton III 81 yd run (Charles Campbell kick), 1 play, 81 yards, TOP: 0:14	0-7
	10:03	TENN	Dylan Sampson 10 yd run (Charles Campbell kick), 9 plays, 62 yards, TOP: 2:56	0-14
2nd	14:23	TENN	Kaleb Webb 18 yd pass from Joe Milton III (Charles Campbell kick), 2 plays, 43 yards, TOP: 0:26	0-21
	11:10	TENN	Ramel Keyton 48 yd pass from Joe Milton III (Charles Campbell kick), 4 plays, 60 yards, TOP: 1:17	0-28
	03:21	TENN	Campbell, Charle 29 yd field goal, 5 plays, 39 yards, TOP: 1:43	0-31
3rd	07:32	UTSA	Joshua Cephus 3 yd pass from Owen McCown (Chase Allen kick), 15 plays, 75 yards, TOP: 7:28	7-31
	05:16	UTSA	Tykee Ogle-Kellogg 43 yd pass from Owen McCown (Chase Allen kick), 4 plays, 66 yards, TOP: 1:13	14-31
4th	12:42	TENN	Jabari Small 1 yd run (Charles Campbell kick), 2 plays, 66 yards, TOP: 4:40	14-38
	10:17	TENN	Dylan Sampson 41 yd run (Charles Campbell kick), 2 plays, 70 yards, TOP: 0:33	14-45

	UTSA	Tennessee
FIRST DOWNS.....	16	21
RUSHES-YARDS (NET).....	40-88	33-303
PASSING YDS (NET).....	231	209
PASSES COMP-ATT-INT.....	30-41-2	18-33-0
TOTAL OFFENSE PLAYS-YARDS.....	81-319	66-512
FUMBLE RETURNS-YARDS.....	0-0	0-0
PUNT RETURNS-YARDS.....	0-0	0-4
KICKOFF RETURNS-YARDS.....	0-0	2-34
INTERCEPTION RETURNS-YARDS.....	0-0	2-13
PUNTS (NUMBER-AVG).....	7-35.7	6-44.3
FUMBLES-LOST.....	1-1	2-1
PENALTIES-YARDS.....	5-40	5-40
POSSESSION TIME.....	37:12	22:48
THIRD-DOWN CONVERSIONS.....	8 OF 19	6 OF 15
FOURTH-DOWN CONVERSIONS.....	1 OF 3	0 OF 0
RED-ZONE SCORES-CHANCES.....	1-2	4-4
SACKS BY: NUMBER-YARDS.....	2-0	4-0

**RUSHING: UTSA-** Kevarian Barnes 13-40; Robert Henry 9-39; Rocko Griffin 6-14; Willie McCoy 1-8; Oscar Cardenas 1-3; Owen McCown 6-2; TEAM 1-minus 2; Eddie Lee Marburger 2-minus 7; Joshua Cephus 1-minus 9. **Tennessee-** Dylan Sampson 11-139; Joe Milton III 5-89; Jabari Small 9-61; Jaylen Wright 4-16; Cameron Seldon 1-1; Khalifa Keith 2-1; Nico lamaleava 1-minus 4.

**PASSING: UTSA-** Eddie Lee Marburger 12-21-1-61; Owen McCown 18-20-1-170. **Tennessee-** Joe Milton III 18-31-0-209; Nico lamaleava 0-2-0-0.

**RECEIVING: UTSA-** Joshua Cephus 7-58; Devin McCuin 4-35; Oscar Cardenas 4-31; Kevarian Barnes 4-13; Robert Henry 3-20; Rocko Griffin 3-10; Tykee Ogle-Kellogg 2-46; Willie McCoy 2-18; David Amador II 1-0. **Tennessee-** Squirrel White 4-29; Bru McCoy 3-30; De Thornton Jr. 2-24; Kaleb Webb 2-22; McCalla Castles 2-19; Jacob Warren 2-6; Ramel Keyton 1-48; Dylan Sampson 1-20; Jaylen Wright 1-11.

# « 2023 UTSA GAME CAPSULES »

## Saturday, Oct. 7 UTSA 49, Temple 34 Philadelphia (Lincoln Financial Field)

**PHILADELPHIA** — Frank Harris returned to the lineup to throw for 338 yards and three touchdowns to help lead UTSA to a 49-34 victory over Temple in the Roadrunners' inaugural American Athletic Conference game on Saturday afternoon at Lincoln Financial Field.

UTSA scored on back-to-back drives to take a 21-14 lead at the 10:17 mark of the second stanza. Harris found Cephus open in the end zone on a 17-yard pass to put an exclamation point on an 11-play, 65-yard march. The defense then forced a punt and UTSA drove 57 yards on seven snaps, the last a 1-yard quarterback sneak by Harris to give the Roadrunners their first lead of the afternoon.

The Owls tied things up again with a 31-yard touchdown pass on a flea-flicker from Warner to John Adams with 6:14 left until halftime.

The Roadrunners reclaimed the lead thanks to a second takeaway of the half when Jimmori Robinson's strip-sack led to a fumble recovery by Ronald Triplette at the Temple 6-yard line. On the next play, Robert Henry dashed six yards up the middle, while Chase Allen's extra point made it 28-21 with three minutes remaining until the break.

Temple threatened to trim the deficit just before halftime but Camden Price's 41-yard field goal attempt sailed wide left.

UTSA wasted little time extending the lead to start the second half, as Ogle-Kellogg hauled in a 40-yard touchdown pass from Harris over the middle to help make it 35-21 in favor of the visitors to cap a six-play, 92-yard drive to open the third quarter.

The Owls pulled within one score early in the fourth quarter when Warner found Peter Clarke open in the end zone on a fourth-and-goal play from the 2-yard line. Temple chose to go for two points and was stopped short of the goal line, leaving the score at 35-27 with 10:15 on the clock.

The Roadrunners responded on the next drive, as Henry broke loose for a 43-yard touchdown run to push the lead back to two scores, 42-27.

Temple scored again on a 13-yard touchdown reception by Smith with 6:29 left to play, but UTSA iced it with a 29-yard TD catch by McCuin followed by a defensive stop in the red zone in the final minutes.

Attendance: 18,388	1	2	3	4	Final
UTSA (2-3)	7	21	7	14	49
Temple (2-4)	14	7	0	13	34

### SCORING SUMMARY

1st	08:17	TEMPLE	David Martin-Robinson 7 yd pass from EJ Warner (Camden Price kick)		
			14 plays, 75 yards, TOP: 6:43		0-7
	03:59	UTSA	Kevorian Barnes 14 yd run (Chase Allen kick)		
			3 plays, 53 yards, TOP: 0:48		7-7
	02:10	TEMPLE	David Martin-Robinson 33 yd pass from EJ Warner (Camden Price kick)		
			4 plays, 70 yards, TOP: 1:45		7-14
2nd	13:18	UTSA	Joshua Cephus 17 yd pass from Frank Harris (Chase Allen kick)		
			11 plays, 65 yards, TOP: 3:52		14-14
	10:17	UTSA	Frank Harris 1 yd run (Chase Allen kick)		
			7 plays, 57 yards, TOP: 2:09		21-14
	06:14	TEMPLE	John Adams 31 yd pass from EJ Warner (Camden Price kick)		
			9 plays, 75 yards, TOP: 4:03		21-21
	03:00	UTSA	Robert Henry 6 yd run (Chase Allen kick)		
			1 play, 6 yards, TOP: 0:05		28-21
3rd	12:32	UTSA	Tykee Ogle-Kellogg 40 yd pass from Frank Harris (Chase Allen kick)		
			6 plays, 92 yards, TOP: 2:28		35-21
4th	10:15	TEMPLE	Peter Clarke 2 yd pass from EJ Warner (2-pt pass failed)		
			12 plays, 74 yards, TOP: 3:16		35-27
	09:14	UTSA	Robert Henry 43 yd run (Chase Allen kick)		
			4 plays, 75 yards, TOP: 1:01		42-27
	06:29	TEMPLE	Jordan Smith 13 yd pass from EJ Warner (Camden Price kick)		
			8 plays, 75 yards, TOP: 2:45		42-34
	05:39	UTSA	Devin McCuin 29 yd pass from Frank Harris (Chase Allen kick)		
			4 plays, 75 yards, TOP: 0:50		49-34

	UTSA	Temple
FIRST DOWNS.....	26	32
RUSHES-YARDS (NET).....	35-157	29-70
PASSING YDS (NET).....	338	472
PASSES COMP-ATT-INT.....	25-33-0	42-65-0
TOTAL OFFENSE PLAYS-YARDS....	68-495	94-542
FUMBLE RETURNS-YARDS.....	0-0	0-0
PUNT RETURNS-YARDS.....	0-3	0-0
KICKOFF RETURNS-YARDS.....	2-26	4-46
INTERCEPTION RETURNS-YARDS...	0-0	0-0
PUNTS (NUMBER-AVG).....	3-39.0	2-34.0
FUMBLES-LOST.....	2-0	2-2
PENALTIES-YARDS.....	8-83	2-30
POSSESSION TIME.....	24:42	35:18
THIRD-DOWN CONVERSIONS.....	5 OF 11	12 OF 20
FOURTH-DOWN CONVERSIONS.....	1 OF 2	2 OF 4
RED-ZONE SCORES-CHANCES.....	4-4	3-4
SACKS BY: NUMBER-YARDS.....	1-0	1-0

**RUSHING: UTSA-** Robert Henry 11-78; Kevorian Barnes 11-52; Rocko Griffin 4-21; Frank Harris 5-8. **Temple-** Joquez Smith 10-27; Darvon Hubbard 11-25; John Adams 1-16; Edward Saydee 4-5; EJ. Warner 3-minus 3.

**PASSING: UTSA-** Frank Harris 25-33-0-338. **Temple-** EJ. Warner 42-65-0-472.

**RECEIVING: UTSA-** Joshua Cephus 7-81; Devin McCuin 6-94; Oscar Cardenas 5-51; Tykee Ogle-Kellogg 3-83; Robert Henry 3-25; Willie McCoy 1-4. **Temple-** John Adams 10-127; David Martin-Robinson 8-112; Darvon Hubbard 8-95; Jordan Smith 4-43; Dante Wright 4-37; Reese Clark 4-33; Joquez Smith 2-10; Xavier Irvin 1-13; Peter Clarke 1-2.

## Saturday, Oct. 14 UTSA 41, UAB 20 San Antonio (Alamodome)

**SAN ANTONIO** — Trey Moore posted a career-high 3.5 sacks and Joshua Cephus became UTSA career receptions leader, as the Roadrunners ran away from UAB, 41-20, on Saturday night in American Athletic Conference action at the Alamodome.

The Roadrunners stormed out to a 14-0 lead through the first four minutes and nine seconds. Henry capped an eight-play, 75-yard drive with a 19-yard touchdown dash on the opening possession. UTSA then came up with a takeaway on Moore's strip-sack and fumble recovery at the UAB 10-yard line. Harris then connected with Cephus over the middle on the next play to put the home team up by two touchdowns and give the senior wide receiver the school record with his 263rd career catch.

The Blazers got on the board when Jacob Zeno reached the end zone on a 3-yard quarterback keeper around the left end at the 5:21 mark of the opening period.

UTSA quickly answered with Cephus' second touchdown catch of the night, this time on a 4-yard pass from Harris that made it 21-7 with 3:10 left to play in the first quarter.

UAB trimmed the deficit to 21-10 on a 25-yard field goal by Matt Quinn early in the second stanza.

The two teams then traded field goals before the break, as Chase Allen drilled a 46-yarder midway through the second before Quinn made one from 37 yards with 1:41 remaining until the half.

UAB opened the second half with a 12-play, 75-yard march that took 5:51 off the clock and resulted in a 25-yard touchdown run by Jermaine Brown. Quinn's extra point pulled the visitors within 24-20.

The Roadrunners responded by covering 65 yards in 10 plays, the last a 1-yard plunge by Kevorian Barnes. Allen's PAT made it 31-20.

In the fourth, Kam Alexander came up with an interception in plus territory to set up UTSA at the 17-yard line. Five plays later, Barnes found paydirt for the second time to push the lead to three touchdowns with 8:40 remaining.

Attendance: 23,808	1	2	3	4	Final
UAB (2-5)	7	6	7	0	20
UTSA (3-3)	21	3	7	10	41

### SCORING SUMMARY

1st	12:05	UTSA	Robert Henry 19 yd run (Chase Allen kick)		
			8 plays, 75 yards, TOP: 2:55		0-7
	10:41	UTSA	Joshua Cephus 10 yd pass from Frank Harris (Chase Allen kick)		
			1 play, 10 yards, TOP: 0:06		0-14
	05:21	UAB	Jacob Zeno 3 yd run (Matt Quinn kick)		
			10 plays, 75 yards, TOP: 5:20		7-14
	03:10	UTSA	Joshua Cephus 4 yd pass from Frank Harris (Chase Allen kick)		
			6 plays, 41 yards, TOP: 2:00		7-21
2nd	14:00	UAB	Matt Quinn 25 yd field goal		
			9 plays, 67 yards, TOP: 4:03		10-21
	08:50	UTSA	Chase Allen 46 yd field goal		
			11 plays, 40 yards, TOP: 5:04		10-24
	01:41	UAB	Matt Quinn 37 yd field goal		
			7 plays, 66 yards, TOP: 1:56		13-24
3rd	09:09	UAB	Jermaine Brown Jr. 25 yd run (Matt Quinn kick)		
			2 plays, 75 yards, TOP: 5:51		20-24
	05:54	UTSA	Kevorian Barnes 1 yd run (Chase Allen kick)		
			10 plays, 65 yards, TOP: 3:15		20-31
4th	12:09	UTSA	Chase Allen 53 yd field goal		
			6 plays, 35 yards, TOP: 2:38		20-34
	08:40	UTSA	Kevorian Barnes 1 yd run (Chase Allen kick)		
			5 plays, 17 yards, TOP: 2:38		20-41

	UAB	UTSA
FIRST DOWNS.....	19	25
RUSHES-YARDS (NET).....	36-131	38-183
PASSING YDS (NET).....	233	177
PASSES COMP-ATT-INT.....	22-35-2	20-32-1
TOTAL OFFENSE PLAYS-YARDS....	71-364	70-360
FUMBLE RETURNS-YARDS.....	0-0	0-0
PUNT RETURNS-YARDS.....	0-0	0-23
KICKOFF RETURNS-YARDS.....	3-45	3-92
INTERCEPTION RETURNS-YARDS...	1-0	2-91
PUNTS (NUMBER-AVG).....	3-52.7	2-29.0
FUMBLES-LOST.....	1-1	1-0
PENALTIES-YARDS.....	11-85	6-48
POSSESSION TIME.....	33:02	26:58
THIRD-DOWN CONVERSIONS.....	7 OF 18	8 OF 13
FOURTH-DOWN CONVERSIONS.....	2 OF 3	0 OF 0
RED-ZONE SCORES-CHANCES.....	3-3	6-8
SACKS BY: NUMBER-YARDS.....	1-0	6-0

**RUSHING: UAB-** Jermaine Brown Jr. 12-57; Jacob Zeno 11-34; Harrison Barker 3-26; Brandon Buckhaultner 1-20; Lee Beebe 5-7; Amare Thomas 1-minus 1; Landry Lyddy 2-minus 9. **UTSA-** Robert Henry 9-99; Kevorian Barnes 19-76; Frank Harris 7-7; Kaedric Cobbs 2-4; Willie McCoy 1-minus 3.

**PASSING: UAB-** Jacob Zeno 13-21-1-110; Landry Lyddy 7-9-1-51; Harrison Barker 1-3-0-17; Terrell McDonald 1-1-0-55; Jermaine Brown Jr. 0-1-0-0. **UTSA-** Frank Harris 19-30-0-171; Joshua Cephus 0-1-1-0; Owen McCown 1-1-0-6.

**RECEIVING: UAB-** Amare Thomas 9-41; Jermaine Brown Jr. 6-116; Tejhaun Palmer 3-36; Dallas Payne 2-11; Lee Beebe 1-17; Terrell McDonald 1-12. **UTSA-** Joshua Cephus 7-55; Devin McCuin 4-42; Tykee Ogle-Kellogg 3-38; David Amador II 2-13; Robert Henry 2-9; Oscar Cardenas 1-13; Willie McCoy 1-7.

# « 2023 UTSA GAME CAPSULES »

## Saturday, Oct. 21 UTSA 36, FAU 10 Boca Raton (FAU Stadium)

**BOCA RATON, Fla.** — The UTSA defense held Florida Atlantic to a season low in total yards and the Roadrunners piled up 437 in a 36-10 win over Florida Atlantic on Saturday night in American Athletic Conference action at FAU Stadium.

For the second straight week, the Roadrunners scored a touchdown on their opening possession. Henry's 15-yard TD scamper capped a 14-play, 75-yard march that took more than five minutes off the clock.

The Owls answered on their first drive with a 37-yard field goal by Logan Lupo at the 6:20 mark of the opening frame after a third-down pass that originally was ruled a touchdown was overturned.

Latrell Jean gave the home team a 10-7 lead after he intercepted a deflected ball and returned it nine yards for a touchdown late in the first quarter.

After Chase Allen knotted the score at 10-all at the 11:51 mark of the second stanza, UTSA reclaimed the lead on a 10-yard scoring strike from Harris to Willie McCoy five minutes later.

UTSA pushed its lead to 10 points at the break after Allen drilled his second 37-yard field goal of the evening as time expired in the first half.

The Roadrunners struck again midway through the third quarter. Harris found Tykee Ogle-Kellogg open down the left side for a 42-yard touchdown pass. Allen's extra point made it 27-10 with 8:16 on the clock.

UTSA tacked on two points late in the third when Evans registered a sack in the end zone, and then added a fourth-quarter TD on Griffin's 6-yard dash to the end zone.

Attendance: 17,241	1	2	3	4	Final
UTSA (4-3)	7	13	9	7	36
FAU (3-4)	10	0	0	0	10

### SCORING SUMMARY

1st	09:43	UTSA	Robert Henry 15 yd rush (Chase Allen kick)	7-0
	06:20	FAU	Logan Lupo 37 yd field goal	7-3
	00:23	FAU	Latrell Jean 11 yd interception return (Logan Lupo kick)	7-10
			TOP: 0:50	
2nd	11:51	UTSA	Chase Allen 34 yd field goal	10-10
	06:47	UTSA	Willie McCoy 10 yd pass from Frank Harris (Chase Allen kick)	17-10
	00:00	UTSA	Chase Allen 37 yd field goal	20-10
3rd	08:16	UTSA	Tykee Ogle-Kellogg 42 yd pass from Frank Harris (Chase Allen kick)	27-10
	01:24	UTSA	Joe Evans safety	29-10
4th	02:32	UTSA	Rocko Griffin 6 yd rush (Chase Allen kick)	36-10
			6 plays, 26 yards, TOP: 3:21	

	UTSA	FAU
FIRST DOWNS.....	27	12
RUSHES-YARDS (NET).....	43-176	28-20
PASSING YDS (NET).....	261	142
PASSES COMP-ATT-INT.....	26-36-2	19-34-2
TOTAL OFFENSE PLAYS-YARDS.....	79-437	62-162
FUMBLE RETURNS-YARDS.....	0-0	0-0
PUNT RETURNS-YARDS.....	0-21	0-0
KICKOFF RETURNS-YARDS.....	1-27	1-25
INTERCEPTION RETURNS-YARDS.....	2-0	2-11
PUNTS (NUMBER-AVG).....	4-41.8	6-39.8
FUMBLES-LOST.....	1-1	0-0
PENALTIES-YARDS.....	8-59	3-25
POSSESSION TIME.....	35:33	24:27
THIRD-DOWN CONVERSIONS.....	7 OF 16	6 OF 16
FOURTH-DOWN CONVERSIONS.....	2 OF 2	2 OF 3
RED-ZONE SCORES-CHANCES.....	5-5	1-1
SACKS BY: NUMBER-YARDS.....	5-0	0-0

**RUSHING: UTSA-** Kevorian Barnes 10-56; Rocko Griffin 16-53; Robert Henry 10-53; Frank Harris 6-19; Willie McCoy 1-minus 5. **FAU-** Larry McCammon 15-30; Keyvon Walker 4-15; Mic Johnson Jr. 1-8; Kobe Lewis 3-1; Dani Richardson 5-minus 34.

**PASSING: UTSA-** Frank Harris 26-35-2-261; TEAM 0-1-0-0. **FAU-** Dani Richardson 19-34-2-142.

**RECEIVING: UTSA-** Joshua Cephus 7-57; Devin McCuin 5-64; Willie McCoy 4-31; Oscar Cardenas 3-24; Kevorian Barnes 3-10; Houston Thomas 2-24; Tykee Ogle-Kellogg 1-42; David Amador II 1-9. **FAU-** Je'Quan Burton 5-68; Larry McCammon 4-33; Lalojnta Wester 4-14; Tony Johnson 2-1; Wyatt Sullivan 1-12; Kobe Lewis 1-6; Jackson Sumlin 1-5; Devin Price 1-3.

## Saturday, Oct. 28 UTSA 41, ECU 27 San Antonio (Alamodome)

**SAN ANTONIO** — Frank Harris threw for 395 yards and four touchdowns and Trey Moore had three sacks to break the program's single-season record and help UTSA to a 41-27 victory over East Carolina in American Athletic Conference action on Saturday afternoon at the Alamodome.

The Roadrunners scored on their opening possession for the third consecutive game, marching 65 yards in seven plays, the last a 1-yard TD strike from Harris to Ogle-Kellogg.

The Pirates (1-7, 0-4) answered with a touchdown on 13-yard pass from Alex Quinn to Jaylen Johnson midway through the opening period.

It did not take long for UTSA to reclaim the lead, as Cephus turned a short reception into a 65-yard gain to set up a 10-yard touchdown dash by Robert Henry.

ECU's Andrew Conrad drilled a 33-yard field goal to pull the visitors within four points. The Pirates then took a 17-14 lead late in the first quarter when Dontavious Nash picked off a pass and returned it 36 yards for a touchdown.

UTSA knotted the score at 17-all on a 22-yard field goal by Chase Allen early in the second stanza to cap a drive that was keyed with 69-yard rush by Rocko Griffin.

The Roadrunners struck quickly again, this time on Cephus' 84-yard TD reception.

UTSA extended its advantage to two touchdowns with a little more than two minutes remaining in the opening half when Harris found a wide-open Oscar Cardenas over the middle for a 7-yard scoring connection.

ECU trimmed the deficit to 31-20 at the half on a 51-yard field goal by Conrad.

Allen split the uprights from 36 yards at the 12:03 mark of the third quarter to increase the lead to 14, while Ogle-Kellogg's 43-yard touchdown catch early in the fourth made it 41-20.

The Pirates avoided a second-half shutout with a 4-yard TD pass from Flinn to Sowell with 15 seconds left to play.

Attendance: 22,629	1	2	3	4	Final
East Carolina (1-7)	17	3	0	7	27
UTSA (5-3)	14	17	3	7	41

### SCORING SUMMARY

1st	11:22	UTSA	Tykee Ogle-Kellogg 1 yd pass from Frank Harris (Chase Allen kick)	0-7
	07:56	ECU	Jaylen Johnson 13 yd pass from Alex Flinn (Andrew Conrad kick)	7-7
	07:22	UTSA	Robert Henry 10 yd run (Chase Allen kick)	7-14
	01:22	ECU	Andrew Conrad 33 yd field goal	10-14
	01:11	ECU	Dontavious Nash 36 yd interception return (Andrew Conrad kick)	17-14
2nd	14:52	UTSA	Chase Allen 27 yd field goal	17-17
	12:42	UTSA	Joshua Cephus 84 yd pass from Frank Harris (Chase Allen kick)	17-24
	02:11	UTSA	Oscar Cardenas 7 yd pass from Frank Harris (Chase Allen kick)	17-31
	00:20	ECU	Andrew Conrad 51 yd field goal	20-31
3rd	12:03	UTSA	Chase Allen 36 yd field goal	20-34
	14:03	UTSA	Tykee Ogle-Kellogg 43 yd pass from Frank Harris (Chase Allen kick)	20-41
	00:15	ECU	Chase Sowell 4 yd pass from Alex Flinn (Conrad, Andrew kick)	27-41

	ECU	UTSA
FIRST DOWNS.....	21	18
RUSHES-YARDS (NET).....	35-141	32-120
PASSING YDS (NET).....	225	395
PASSES COMP-ATT-INT.....	23-43-1	20-34-1
TOTAL OFFENSE PLAYS-YARDS.....	78-366	66-515
FUMBLE RETURNS-YARDS.....	0-0	0-0
PUNT RETURNS-YARDS.....	0-0	0-6
KICKOFF RETURNS-YARDS.....	2-64	3-38
INTERCEPTION RETURNS-YARDS.....	1-36	1-0
PUNTS (NUMBER-AVG).....	6-45.5	4-45.5
FUMBLES-LOST.....	0-0	0-0
PENALTIES-YARDS.....	5-68	6-80
POSSESSION TIME.....	33:09	26:51
THIRD-DOWN CONVERSIONS.....	8 OF 19	9 OF 16
FOURTH-DOWN CONVERSIONS.....	0 OF 1	0 OF 0
RED-ZONE SCORES-CHANCES.....	3-4	5-6
SACKS BY: NUMBER-YARDS.....	4-0	5-0

**RUSHING: ECU-** Alex Flinn 20-53; Gerald Green 3-53; Rahjari Harris 7-23; Marlon Gunn Jr. 3-11; Kamarro Edmonds 1-4; Jhari Patterson 1-minus 3. **UTSA-** Rocko Griffin 5-80; Robert Henry 4-17; Brandon High 5-10; Kevorian Barnes 7-8; Frank Harris 8-5; Oscar Cardenas 1-2; TEAM 2-minus 2.

**PASSING: ECU-** Alex Flinn 23-43-1-225. **UTSA-** Frank Harris 20-32-1-395; Owen McCown 0-2-0-0.

**RECEIVING: ECU-** Jaylen Johnson 8-105; Chase Sowell 4-54; Jhari Patterson 3-22; Jsi Hatfield 2-17; Marlon Gunn Jr. 2-13; Desirio Riles 2-5; Tyler Savage 1-6; Rahjari Harris 1-3. **UTSA-** Tykee Ogle-Kellogg 5-85; Joshua Cephus 4-183; Oscar Cardenas 4-21; Devin McCuin 2-39; Willie McCoy 2-27; Houston Thomas 1-26; Kevorian Barnes 1-14; Rocko Griffin 1-0.

# « 2023 UTSA GAME CAPSULES »

## Saturday, Nov. 4 UTSA 37, UNT 29 Denton (DATCU Stadium)

**DENTON, Texas** — UTSA forced three turnovers and Kevorian Barnes rushed for 129 yards and two touchdowns to help the Roadrunners become bowl eligible for the fourth straight season with a 37-29 victory over North Texas in American Athletic Conference action on Saturday afternoon at DATCU Stadium.

Armed with a 27-13 halftime advantage, UTSA withstood a rally to win its third straight against North Texas (3-6, 1-4).

Moore came up with his first interception of the season on a pass that was deflected by Nick Booker-Brown at the line of scrimmage in plus territory. That pick ended an interception-free streak of 288 consecutive passes thrown by UNT quarterback Chandler Rogers. Allen then knocked through his third field goal of the afternoon from 28 yards to push the lead to 30-13 with 4:03 left in the third quarter.

The Mean Green opened the final frame by pulling to within 30-21 after Blair Conwright hauled in a 20-yard TD pass followed by a two-point conversion reception by Trey Cleveland with 14:01 left to play.

Later in the fourth, UNT was driving deep into UTSA's side of the field, but the defense again came up with an interception off a deflected pass, this time a batted ball by Martavius French that was collected in midair by Taylor and returned 78 yards to the Mean Green 9-yard line. Two plays later, Barnes bulled his way into the end zone for his second TD of the afternoon and Allen's PAT made it 37-21 with 9:32 on the clock.

Cleveland caught a TD pass with just under six minutes left to play and the two-point conversion attempt was good on a QB keeper by Rogers to cut the deficit to 37-29, but the Roadrunners ran out the clock on the ensuing possession to secure the win.

UTSA flexed its muscle on the ground on its opening possession, marching 62 yards for the game's first touchdown with Barnes supplying 51 of the yards, the last three on a dash up the middle to paydirt.

The Mean Green got on the board on the first play of the second stanza when Noah Rauschenberg drilled a 25-yard field goal to cap a 14-play, 67-yard drive.

The Roadrunners responded with a 75-yard scoring drive that ended with an 11-yard TD scamper by Henry. Allen's PAT made it 17-3 with 12:09 left in the opening half.

UTSA pushed its advantage back to two scores with 3:38 left to play in the second quarter when Griffin reached paydirt from seven yards to put an exclamation point on a 12-play, 75-yard drive.

Attendance: 17,354	1	2	3	4	Final
UTSA (6-3)	10	17	3	7	37
North Texas (3-6)	0	13	0	16	29

### SCORING SUMMARY

1st	11:08	UTSA	Kevorian Barnes 3 yd run (Chase Allen kick)	7-0
	04:15	UTSA	Chase Allen 40 yd field goal 2 plays, 72 yards, TOP: 5:21	10-0
2nd	14:56	UNT	Noah Rauschenberg 25 yd field goal 14 plays, 67 yards, TOP: 4:19	10-3
	12:09	UTSA	Robert Henry 11 yd run (Chase Allen kick) 7 plays, 75 yards, TOP: 2:47	17-3
	08:07	UNT	Oscar Adaway III 32 yd run (Noah Rauschenberg kick) 11 plays, 77 yards, TOP: 3:58	17-10
	03:38	UTSA	Rocko Griffin 7 yd run (Chase Allen kick) 12 plays, 75 yards, TOP: 4:29	24-10
	00:52	UNT	Noah Rauschenberg 33 yd field goal 15 plays, 50 yards, TOP: 2:37	24-13
	00:00	UTSA	Chase Allen 43 yd field goal 6 plays, 49 yards, TOP: 0:52	27-13
3rd	04:03	UTSA	Chase Allen 28 yd field goal 7 plays, 11 yards, TOP: 3:06	30-13
4th	14:01	UNT	Blair Conwright 20 yd pass from Chandler Rogers (2-pt conversion successful) 8 plays, 59 yards, TOP: 1:53	30-21
	09:32	UTSA	Kevorian Barnes 3 yd run (Chase Allen kick) 2 plays, 9 yards, TOP: 0:38	37-21
	05:50	UNT	Trey Cleveland 19 yd pass from Chandler Rogers (2-pt conversion successful) 9 plays, 75 yards, TOP: 3:42	37-29

	UTSA	UNT
FIRST DOWNS.....	23	25
RUSHES-YARDS (NET).....	51-287	39-187
PASSING YDS (NET).....	134	272
PASSES COMP-ATT-INT.....	13-25-0	20-38-2
TOTAL OFFENSE PLAYS-YARDS.....	76-421	77-459
FUMBLE RETURNS-YARDS.....	0-0	0-0
PUNT RETURNS-YARDS.....	0-MINUS 2	0-3
KICKOFF RETURNS-YARDS.....	0-0	3-95
INTERCEPTION RETURNS-YARDS.....	2-81	0-0
PUNTS (NUMBER-AVG).....	4-46.8	3-42.7
FUMBLES-LOST.....	1-0	3-1
PENALTIES-YARDS.....	4-50	4-40
POSSESSION TIME.....	32:15	27:45
THIRD-DOWN CONVERSIONS.....	8 OF 16	10 OF 17
FOURTH-DOWN CONVERSIONS.....	2 OF 2	2 OF 2
RED-ZONE SCORES-CHANCES.....	6-6	4-5
SACKS BY: NUMBER-YARDS.....	3-0	1-0

**RUSHING: UTSA-** Kevorian Barnes 16-129; Rocko Griffin 10-65; Frank Harris 10-53; Robert Henry 13-43; TEAM 2-minus 3. **UNT-** Ayo Adeyi 17-105; Oscar Adaway III 12-62; Chandler Rogers 10-20.

**PASSING: UTSA-** Frank Harris 13-25-0-134. **UNT-** Chandler Rogers 20-38-2-272.

**RECEIVING: UTSA-** Joshua Cephus 6-69; Willie McCoy 3-19; Tykee Ogle-Kellogg 2-6; Oscar Cardenas 1-27; Jace Wilson 1-13. **UNT-** Blair Conwright 5-75; Ja' Mori MacLin 5-63; Landon Sides 4-47; Trey Cleveland 2-28; Damon Ward 2-15; Jordan Smart 1-29; Ayo Adeyi 1-15.

## Saturday, Nov. 11 UTSA 34, Rice 14 San Antonio (Alamodome)

**SAN ANTONIO** — Bolstered by a stiff defense and balanced offensive attack, UTSA remained in a tie atop the American Athletic Conference standings with a 34-14 victory over Rice on Saturday night at the Alamodome.

Armed with a slim 10-7 advantage at the half, the Roadrunners scored back-to-back touchdowns in a one-minute, 45-second span in the third quarter to make it 24-7.

After the defense opened the third quarter by forcing a three-and-out, Henry's 1-yard TD plunge capped a nine-play, 63-yard march that was keyed by three Joshua Cephus receptions for a total of 35 yards.

On Rice's next possession, UTSA dialed up the pressure. Trey Moore posted sacks on consecutive plays to force a punt, which was returned 50 yards for a touchdown by Chris Carpenter, his second career return TD and the first punt return for a touchdown since Sheldon Jones brought one back 76 yards versus Lamar on Sept. 11, 2021.

The Roadrunners made it a 21-point quarter when Griffin capped a quick five-play drive with a 1-yard TD run, which followed back-to-back rushes of 26 and eight yards by the sophomore transfer from Vanderbilt.

UTSA pushed the lead to 34-7 at the 5:09 mark of the final frame when Tate Sandell split the uprights from 47 yards, his first career field goal.

Rice scored a late touchdown on a 22-yard pass from AJ Padgett to Landon Ransom-Goelz with just over a minute left to play.

UTSA struck first on a 28-yard field goal by Chase Allen at the seven-minute mark of the first quarter.

The Roadrunners padded their lead with a 6-yard touchdown catch by Cephus in the final minute of the first half.

Rice responded with a quick scoring drive right before the half, covering 75 yards in only four plays, the last a 27-yard TD reception by McCaffrey.

Attendance: 28,245	1	2	3	4	Final
Rice (4-6)	0	7	0	7	14
UTSA (7-3)	3	7	21	3	34

### SCORING SUMMARY

1st	07:00	UTSA	Chase Allen 26 yd field goal 10 plays, 58 yards, TOP: 3:38	0-3
2nd	00:57	UTSA	Joshua Cephus 6 yd pass from Frank Harris (Chase Allen kick) 9 plays, 62 yards, TOP: 3:43	0-10
	00:22	RICE	Luke McCaffrey 27 yd pass from AJ Padgett (Tim Horn kick) 4 plays, 75 yards, TOP: 0:35	7-10
3rd	09:46	UTSA	Robert Henry 1 yd run (Chase Allen kick) 9 plays, 63 yards, TOP: 3:47	7-17
	08:01	UTSA	Chris Carpenter 50 yd punt return (Chase Allen kick) TOP: 1:45	7-24
	03:24	UTSA	Rocko Griffin 1 yd run (Chase Allen kick) 5 plays, 52 yards, TOP: 2:08	7-31
4th	05:09	UTSA	Tate Sandell 47 yd field goal 5 plays, 15 yards, TOP: 2:25	7-34
	01:11	RICE	Landon Ransom-Goelz 22 yd pass from AJ Padgett (Tim Horn kick) 9 plays, 75 yards, TOP: 3:58	14-34

	RICE	UTSA
FIRST DOWNS.....	17	23
RUSHES-YARDS (NET).....	28-47	43-199
PASSING YDS (NET).....	182	182
PASSES COMP-ATT-INT.....	17-28-0	16-27-0
TOTAL OFFENSE PLAYS-YARDS.....	56-229	70-381
FUMBLE RETURNS-YARDS.....	0-0	0-0
PUNT RETURNS-YARDS.....	0-0	0-67
KICKOFF RETURNS-YARDS.....	1-14	0-0
INTERCEPTION RETURNS-YARDS.....	0-0	0-0
PUNTS (NUMBER-AVG).....	8-39.8	3-43.3
FUMBLES-LOST.....	3-1	2-1
PENALTIES-YARDS.....	5-34	5-52
POSSESSION TIME.....	29:49	30:11
THIRD-DOWN CONVERSIONS.....	2 OF 12	4 OF 12
FOURTH-DOWN CONVERSIONS.....	2 OF 2	1 OF 1
RED-ZONE SCORES-CHANCES.....	0-0	4-5
SACKS BY: NUMBER-YARDS.....	1-0	6-0

**RUSHING: RICE-** Dean Connors 8-34; Juma Otoviano 7-16; Luke McCaffrey 1-8; Kobie Campbell 1-2; AJ Padgett 11-minus 13. **UTSA-** Rocko Griffin 12-81; Robert Henry 19-63; Frank Harris 6-31; Owen McCown 1-11; Kaedric Cobbs 2-11; Brandon High 1-4; TEAM 2-minus 2.

**PASSING: RICE-** AJ Padgett 17-28-0-182. **UTSA-** Frank Harris 15-24-0-175; Owen McCown 1-3-0-7.

**RECEIVING: RICE-** Luke McCaffrey 6-68; Jack Bradley 3-36; Dean Connors 3-13; Landon Ransom-Goelz 2-42; Boden Groen 1-10; Rawson MacNeil 1-10; Kobie Campbell 1-3. **UTSA-** Joshua Cephus 5-53; Devin McCuin 4-33; Tykee Ogle-Kellogg 2-41; Willie McCoy 2-27; Oscar Cardenas 2-21; Robert Henry 1-7.

# « 2023 UTSA GAME CAPSULES »

## Friday, Nov. 17 UTSA 49, South Florida 21 San Antonio (Alamodome)

**SAN ANTONIO** — UTSA broke the school record for total offense behind Frank Harris' record-setting night in a 49-21 win over South Florida in American Athletic Conference action on Friday at the Alamodome.

The two teams traded touchdowns on their opening possessions early in the first quarter.

USF marched 75 yards in eight plays, the last a 16-yard TD dash by Nay'Quan Wright.

The Roadrunners responded with an eight-play, 75-yard drive that was capped by a 30-yard touchdown pass from Harris to a wide open Devin McCuin, who caught seven balls for 91 yards, down the right sideline.

The Bulls reclaimed the lead at the 13:38 mark of the second stanza, as Byrum Brown connected with Yusuf Terry on a 50-yard TD pass.

UTSA then reeled off 21 unanswered points from that point to take a 28-14 advantage into the locker room.

Tykee Ogle-Kellogg hauled in a 33-yard touchdown pass from Harris to knot the score at 14-all before Cephus' record-setting reception, which he caught at the USF 38-yard line and turned into a 64-yard scoring play.

UTSA's defense came up with a three-and-out to force a punt with 2:21 left in the first half. Harris then guided the home team on an 11-play, 88-yard march that ended on a 15-yard keeper by the senior signal-caller with 20 seconds on the clock to push the lead to two touchdowns.

The Roadrunners opened the second half with another score, as Harris busted loose up the middle for 40 yards to paydirt to make it 35-14.

UTSA opened up a 42-14 lead when Robert Henry plunged into the end zone from two yards out with 5:14 left in the third quarter.

USF cut the deficit to 21 on a 5-yard TD run by Brown late in the third, but Harris answered with his third rushing touchdown of the evening, scoring untouched on a 25-yard scamper to put the final exclamation point on his record-setting night.

Attendance: 28,245	1	2	3	4	Final
USF (5-6)	7	7	7	0	21
UTSA (8-3)	7	21	14	7	49

### SCORING SUMMARY

1st	12:37	USF	Nay'Quan Wright 16 yd run (John Cannon kick)	7-0
	09:23	UTSA	Devin McCuin 30 yd pass from Frank Harris (Chase Allen kick)	7-7
2nd	13:38	USF	Yusuf Terry 50 yd pass from Byrum Brown (John Cannon kick)	14-7
	10:40	UTSA	Tykee Ogle-Kellogg 33 yd pass from Frank Harris (Chase Allen kick)	14-14
	08:15	UTSA	Joshua Cephus 64 yd pass from Frank Harris (Chase Allen kick)	14-21
	00:20	UTSA	Frank Harris 15 yd run (Chase Allen kick)	14-28
3rd	13:06	UTSA	Frank Harris 40 yd run (Chase Allen kick)	14-35
	05:14	UTSA	Robert Henry 2 yd run (Chase Allen kick)	14-42
	03:43	USF	Byrum Brown 5 yd run (John Cannon kick)	21-42
4th	13:49	UTSA	Frank Harris 25 yd run (Chase Allen kick)	21-49

	USF	UTSA
FIRST DOWNS.....	19	32
RUSHES-YARDS (NET).....	39-140	42-224
PASSING YDS (NET).....	287	419
PASSES COMP-ATT-INT.....	23-39-2	32-47-0
TOTAL OFFENSE PLAYS-YARDS....	78-427	89-643
FUMBLE RETURNS-YARDS.....	0-0	0-0
PUNT RETURNS-YARDS.....	0-0	0-7
KICKOFF RETURNS-YARDS.....	1-12	1-0
INTERCEPTION RETURNS-YARDS...	0-0	2-21
PUNTS (NUMBER-AVG).....	7-38.4	4-42.8
FUMBLES-LOST.....	0-0	0-0
PENALTIES-YARDS.....	6-65	7-66
POSSESSION TIME.....	26:19	33:41
THIRD-DOWN CONVERSIONS.....	7 OF 18	9 OF 15
FOURTH-DOWN CONVERSIONS.....	1 OF 4	0 OF 2
RED-ZONE SCORES-CHANCES.....	2-3	2-2
SACKS BY: NUMBER-YARDS.....	1-0	1-0

**RUSHING: USF-** Nay'Quan Wright 16-67; Byrum Brown 13-43; Kelley Joiner 10-30. **UTSA-** Frank Harris 10-112; Robert Henry 13-37; Kaedric Cobbs 8-34; David Amador II 1-23; Rocko Griffin 8-20; TEAM 2-minus 2.

**PASSING: USF-** Byrum Brown 23-39-2-287. **UTSA-** Frank Harris 31-46-0-411; Owen McCown 1-1-0-8.

**RECEIVING: USF-** Sean Atkins 10-92; Yusuf Terry 3-86; Kelley Joiner 3-45; Khafre Brown 3-29; Naiem Simmons 2-21; Jaden Alexis 1-8; Michael Brown-Stephens 1-6. **UTSA-** Joshua Cephus 9-163; Devin McCuin 7-91; Oscar Cardenas 4-37; David Amador II 3-44; Robert Henry 3-16; Jaren Randle 2-15; Dan Dishman 2-13; Tykee Ogle-Kellogg 1-33; Rocko Griffin 1-7.

## Friday, Nov. 24 #18 Tulane 29, UTSA 16 New Orleans (Yulman Stadium)

**NEW ORLEANS** — Frank Harris accounted for 226 yards of offense but No. 18 Tulane took advantage of five UTSA turnovers in a 29-16 victory in American Athletic Conference action on Friday afternoon at Yulman Stadium.

Tulane struck first thanks to an interception deep in UTSA territory when a tipped pass was grabbed by Bailey Despanie at the 10-yard line. Three plays later, Michael Pratt found Chris Brazzell II open over the middle for a 7-yard touchdown pass.

The Roadrunners responded with a touchdown of their own off a turnover. Ligon's strip-sack forced a fumble that was scooped up by Donyai Taylor and returned 19 yards to the Green Wave 30-yard line. Two plays later, Rocko Griffin dashed untouched 23 yards to the end zone to help knot the score at 7-all.

UTSA took a 10-7 lead early in the second quarter when Chase Allen split the uprights from 40 yards.

Tulane tied things up again on a 47-yard field goal by Valentino Ambrosio. He later connected from 26 yards to give the Green Wave a 13-10 advantage with 5:40 left until halftime.

Tulane took advantage of another takeaway to push its lead to 20-10 with 3:27 remaining in the half after a 2-yard TD rush by Makhhi Hughes.

Ambrosio added another field goal as time expired in the half to provide a 13-point edge for the Green Wave.

Following a scoreless third quarter, both teams traded touchdowns in the final frame. Tulane claimed a 29-10 lead after a 3-yard TD catch by Brazzell with a little more than five minutes remaining.

Harris hit Oscar Cardenas on a 9-yard touchdown pass with 1:33 left to cap a 14-play, 75-yard drive, but the two-point conversion attempt failed and Tulane recovered the ensuing onside kick to seal the win.

Attendance: 25,103	1	2	3	4	Final
UTSA (8-4)	7	3	0	6	16
Tulane (11-1)	7	16	0	6	29

### SCORING SUMMARY

1st	13:47	TULANE	Chris Brazzell II 7 yd pass from Michael Pratt (Valentino Ambrosio kick)	0-7
	09:22	UTSA	Rocko Griffin 23 yd run (Chase Allen kick)	7-7
2nd	14:08	UTSA	Chase Allen 40 yd field goal	10-7
	11:53	TULANE	Valentino Ambrosio 47 yd field goal	10-10
	05:40	TULANE	Valentino Ambrosio 26 yd field goal	10-13
	03:27	TULANE	Makhhi Hughes 2 yd run (Valentino Ambrosio kick)	10-20
	00:00	TULANE	Valentino Ambrosio 23 yd field goal	10-23
4th	05:18	TULANE	Chris Brazzell II 3 yd pass from Michael Pratt (2pt conversion failed)	10-29
	01:33	UTSA	Oscar Cardenas 9 yd pass from Frank Harris	16-29

	UTSA	TULANE
FIRST DOWNS.....	21	13
RUSHES-YARDS (NET).....	40-177	41-227
PASSING YDS (NET).....	198	125
PASSES COMP-ATT-INT.....	25-39-3	9-22-0
TOTAL OFFENSE PLAYS-YARDS....	79-375	63-352
FUMBLE RETURNS-YARDS.....	0-0	0-0
PUNT RETURNS-YARDS.....	0-0	0-0
KICKOFF RETURNS-YARDS.....	2-25	1-27
INTERCEPTION RETURNS-YARDS....	0-0	3-10
PUNTS (NUMBER-AVG).....	3-44.0	6-38.8
FUMBLES-LOST.....	2-2	1-1
PENALTIES-YARDS.....	5-24	6-41
POSSESSION TIME.....	31:42	28:18
THIRD-DOWN CONVERSIONS.....	7 OF 17	5 OF 15
FOURTH-DOWN CONVERSIONS.....	3 OF 6	0 OF 0
RED-ZONE SCORES-CHANCES.....	1-2	5-5
SACKS BY: NUMBER-YARDS.....	1-0	3-0

**RUSHING: UTSA-** Kevorian Barnes 12-92; Robert Henry 11-32; Frank Harris 13-28; Rocko Griffin 4-25. **Tulane-** Makhhi Hughes 26-166; Michael Pratt 10-50; Yulkeith Brown 1-9; Shedro Louis 3-3; TEAM 1-minus 1.

**PASSING: UTSA-** Frank Harris 25-38-2-198; Oscar Cardenas 0-1-1-0. **Tulane-** Michael Pratt 9-22-0-125.

**RECEIVING: UTSA-** Joshua Cephus 6-83; Oscar Cardenas 4-21; Devin McCuin 3-29; Houston Thomas 3-17; Rocko Griffin 3-11; David Amador II 2-13; Kevorian Barnes 2-4; Robert Henry 1-13; Tykee Ogle-Kellogg 1-7. **Tulane-** Chris Brazzell II 5-93; Chris Carter 2-33; Shedro Louis 1-1; Yulkeith Brown 1-minus 2.

# « 2023 UTSA GAME CAPSULES »

**Tuesday, Dec. 19**  
**UTSA 35, Marshall 17**  
**Frisco, Texas (Toyota Stadium)**

**FRISCO, Texas** — Joshua Cephus caught seven passes for 102 yards and a touchdown and Kam Alexander had a 57-yard interception to help seal a 35-17 victory for UTSA over Marshall in the Scooter's Coffee Frisco Bowl, as the Roadrunners registered the program's first bowl on Dec. 19, 2023, at Toyota Stadium.

The Roadrunners found themselves trailing 14-0 early in the contest, but they outscored the Thundering Herd, 35-3, the rest of the way to improve to 1-4 all-time in bowl games.

Cephus and Alexander, who also broke up a pair of passes and had a tackle for a loss, were named Offensive and Defensive MVP, respectively, to help UTSA finish head coach Jeff Traylor's fourth season with a 9-4 record, the third consecutive year with nine or more victories.

UTSA piled up 386 yards of offense behind Cephus and the arm of redshirt freshman quarterback Owen McCown, who made his first start as a Roadrunner in the place of the injured Frank Harris. McCown completed 22 of 31 passes for 251 yards and two touchdowns and also rushed for 38 yards.

Meanwhile, the defense held the Thundering Herd (6-7) to 367 yards, including only 109 rushing. Ken Robinson paced the unit with seven tackles, including one of nine stops behind the line of scrimmage for the Roadrunners, who finished with a school record 99 on the year. UTSA also came up with six sacks on the night to push the season total to 46, breaking the previous school standard set in 2021 by 13.

Jamal Ligon added six tackles, including four assisted stops to make him the program's all-time leader with 148. Martavius French and Kelechi Nwachuku pitched in with five tackles apiece, while Nick Booker-Brown posted a pair of tackles for loss, including a sack.

<b>Attendance: 11,215</b>	<b>1</b>	<b>2</b>	<b>3</b>	<b>4</b>	<b>Final</b>
UTSA (9-4)	0	21	7	7	35
Marshall (6-7)	7	10	0	0	17

### SCORING SUMMARY

1st	8:52	MAR	Ethan Payne 1-yd rush (Rece Verhoff kick)
			2 plays, 7 yards, TOP 0:22
2nd	14:48	MAR	Rasheen Ali 64-yd rush (Verhoff kick)
			3 plays, 73 yards, TOP 1:12
	11:26	UTSA	Robert Henry 3-yd rush (Chase Allen kick)
			8 plays, 62 yards, TOP 3:15
	8:53	UTSA	Joshua Cephus 44-yd pass from Owen McCown (Allen kick)
			4 plays, 65 yards, TOP 1:18
	5:12	MAR	Verhoff 44-yd field goal
			6 plays, 49 yards, TOP 3:41
	0:47	UTSA	Henry 1-yd rush (Allen kick)
			13 plays, 75 yards, TOP 4:25
3rd	4:49	UTSA	David Amador II 19-yd pass from McCown (Allen kick)
			10 plays, 63 yards, TOP 3:59
4th	8:39	UTSA	Rocko Griffin 17-yd rush (Allen kick)
			1 play, 17 yards, TOP 0:07

	UTSA	MAR
FIRST DOWNS	20	13
RUSHES-YARDS (NET)	41-135	34-109
PASSING YDS (NET)	251	258
Passes Comp-Att-Int	22-31-2	15-34-1
TOTAL OFFENSE PLAYS-YARDS	72-386	68-367
Fumble Returns-Yards	0-0	0-0
Punt Returns-Yards	1-3	1-3
Kickoff Returns-Yards	2-(-2)	0-0
Interception Returns-Yards	1-57	2-2
Punts (No-Avg)	5-45.0	7-40.3
Fumbles-Lost	1-1	1-0
Penalties-Yards	5-60	8-60
Possession Time	29:59	30:01
Third-Down Conversions	7-14	5-18
Fourth-Down Conversions	0-1	0-2
Red-Zone Scores-Chances	4-4	1-2
Sacks By: Number-Yards	6-40	2-10

**RUSHING:** UTSA—Griffin 11-43; McCown 8-38; Henry 14-37; Barnes 8-17. Marshall—Ali 9-92; Payne 11-34; Turner 4-10; Keaton 1-3; Pennington 9-minus 30.

**PASSING:** UTSA—McCown 22-31-2-251. Marshall—Pennington 15-33-0-258; Parachek 0-1-1-0.

**RECEIVING:** UTSA—Cephus 7-102; Ogle-Kellogg 3-54; McCuin 3-28; Carpenter 2-13; Henry 2-12; Amador II 1-19; Wilson 1-13; McCoy 1-8; Thomas 1-5; Griffin 1-2. Marshall—Harrison 6-132; McMillan 3-44; Montgomery 2-59; Keaton 2-10; Soto 1-8; Payne 1-5; Mays 1-0.

**INTERCEPTIONS:** UTSA—Alexander 1-57. Marshall—Neal 1-2; Abraham 1-0.

**FUMBLES:** UTSA—McCown 1-0. Marshall—None.



**UTSA head coach Jeff Traylor celebrates with the 2023 Frisco Bowl trophy after the Roadrunners defeated Marshall, 35-17, to register the first bowl victory in school history.**





**FINAL STANDINGS**

Team	-- American --				-- Overall --				
	W-L	Pct.	H	A	W-L	Pct.	H	A	N
SMU	8-0	1.000	4-0	4-0	11-3	.786	6-0	5-2	0-1
Tulane	8-0	1.000	4-0	4-0	11-3	.786	6-2	5-0	0-1
<b>UTSA</b>	<b>7-1</b>	<b>.875</b>	<b>4-0</b>	<b>3-1</b>	<b>9-4</b>	<b>.692</b>	<b>5-1</b>	<b>3-3</b>	<b>1-0</b>
Memphis	6-2	.750	2-2	4-0	10-3	.769	5-2	5-0	0-1
South Florida	4-4	.500	3-1	1-3	7-6	.538	4-2	2-4	1-0
Rice	4-4	.500	2-2	2-2	6-7	.462	4-3	2-3	0-1
Navy	4-4	.500	3-1	1-3	5-7	.417	4-2	1-3	0-2
North Texas	3-5	.375	2-2	1-3	5-7	.417	3-3	2-4	0-0
Florida Atlantic	3-5	.375	1-3	2-2	4-8	.333	2-4	2-4	0-0
UAB	3-5	.375	3-1	0-4	4-8	.333	4-2	0-6	0-0
Tulsa	2-6	.250	1-3	1-3	4-8	.333	2-4	2-4	0-0
Charlotte	2-6	.250	0-4	2-2	3-9	.250	1-5	2-4	0-0
Temple	1-7	.125	1-3	0-4	3-9	.250	3-4	0-5	0-0
East Carolina	1-7	.125	0-4	1-3	2-10	.167	1-5	1-5	0-0

**BOWL SCHEDULE/RESULTS**

**Tuesday, Dec. 19**

**Frisco Bowl**

UTSA 35, Marshall 17

**Tuesday, Dec. 26**

**First Responder Bowl**

Texas State 45, Rice 21

**Wednesday, Dec. 27**

**Military Bowl**

Virginia Tech 41, Tulane 20

**Thursday, Dec. 28**

**Fenway Bowl**

Boston College 23, SMU 14

**Friday, Dec. 29**

**Liberty Bowl**

Memphis 36, Iowa State 26

**Tuesday, Dec. 19**

**Frisco Bowl**

UTSA 35, Marshall 17

**AMERICAN ATHLETIC CONFERENCE AWARDS**

**OFFENSIVE PLAYER OF THE YEAR**

Michael Pratt, QB, Tulane

**DEFENSIVE PLAYER OF THE YEAR**

Trey Moore, LB, UTSA

**SPECIAL TEAMS PLAYER OF THE YEAR**

LaJohntay Wester, WR/RS, Florida Atlantic

**ROOKIE OF THE YEAR**

Makhi Hughes, RB, Tulane

**COACH OF THE YEAR**

Willie Fritz, Tulane

**ALL-AMERICAN ATHLETIC CONFERENCE TEAMS**

*(UTSA selections only)*

**First Team**

Kam Alexander, CB

Joshua Cephus, WR

Frank Harris, QB

Trey Moore, LB

Rashad Wisdom, S

**Second Team**

Chase Allen, K

Lucas Dean, P

Terrell Haynes, OG

Donyai Taylor, LB

**Third Team**

Ernesto Almaraz, OT

Brandon Brown, DL

Oscar Cardenas, TE

Joe Evans, DL

Brandon Matterson, DL

**Honorable Mention**

Cory Godinet, OG

Jamal Ligon, LB



# ***RECORD BOOK***



# « TEAM RECORDS »

## TEAM

### RUSHING

#### Rushes

Game\_\_\_\_\_ 62 at Memphis, 9/25/21  
Season\_\_\_\_\_ 556, 2021

#### Rushing Yards

Game\_\_\_\_\_ 443 vs. North Texas, 11/28/20  
Season\_\_\_\_\_ 2,585, 2020  
Per Game\_\_\_\_\_ 215.4, 2020

#### Rushing Yards Per Attempt

Game\_\_\_\_\_ 10.07 vs. North Texas, 11/28/20  
Season\_\_\_\_\_ 5.21, 2020

#### Rushing Touchdowns

Game\_\_\_\_\_ 6 vs. Northwestern Oklahoma State, 9/22/12  
\_\_\_\_\_ 6 vs. Southern Miss, 10/8/16  
Season\_\_\_\_\_ 28, 2022

### PASSING

#### Attempts

Game\_\_\_\_\_ 52 at Sam Houston State, 10/1/11  
Season\_\_\_\_\_ 503, 2022

#### Completions

Game\_\_\_\_\_ 36 vs. Houston, 9/28/13  
Season\_\_\_\_\_ 341, 2022

#### Passing Yards

Game\_\_\_\_\_ 441 vs. Texas Southern, 9/24/22  
Season\_\_\_\_\_ 4,210, 2022  
Per Game\_\_\_\_\_ 300.7, 2022

#### Completion Percentage

Game\_\_\_\_\_ .882 (15-17) Northwestern Oklahoma State, 9/22/12  
Season\_\_\_\_\_ .678 (341-503), 2022

#### Passing Efficiency

Game\_\_\_\_\_ 245.9 vs. Southern Miss, 10/8/16  
Season\_\_\_\_\_ 156.83, 2022

#### Yards Per Completion

Game\_\_\_\_\_ 23.9 vs. UTEP, 11/26/22  
Season\_\_\_\_\_ 12.9, 2016

#### Passing Touchdowns

Game\_\_\_\_\_ 7 at Western Kentucky, 10/9/21  
Season\_\_\_\_\_ 34, 2022

#### Fewest Interceptions

Game\_\_\_\_\_ 0 (77x), last vs. USF, 11/17/23  
Season\_\_\_\_\_ 6, 2021

#### Most Interceptions

Game\_\_\_\_\_ 4 vs. Houston, 9/28/13  
\_\_\_\_\_ 4 vs. FIU, 11/10/18  
Season\_\_\_\_\_ 14, 2023

### TOTAL OFFENSE

#### Total Offense Yards

Game\_\_\_\_\_ 643 vs. USF, 11/17/23  
Season\_\_\_\_\_ 6,664, 2022  
Per Game\_\_\_\_\_ 476.0, 2022

#### Plays

Game\_\_\_\_\_ 95 at Arizona, 9/3/15  
Season\_\_\_\_\_ 1,046, 2022  
Per Game\_\_\_\_\_ 74.7, 2022

#### Yards Per Play

Game\_\_\_\_\_ 11.3 vs. Southern Miss, 10/8/16  
Season\_\_\_\_\_ 6.1, 2021



**Sincere McCormick rushed for a school record 251 yards to help UTSA shatter program marks for total offense and rushing yards in a 49-17 win over North Texas in 2020.**

#### First Downs

Game\_\_\_\_\_ 32 (5x) last vs. USF, 11/17/23  
Season\_\_\_\_\_ 362, 2022  
Per Game\_\_\_\_\_ 25.9, 2022

#### Third-Down Conversions

Game\_\_\_\_\_ 14 (of 20) at North Texas, 11/23/13  
Season\_\_\_\_\_ 92 (of 193), 2023

#### Third Down Conversion Percentage

Game\_\_\_\_\_ .769 (10 of 13) vs. UTEP, 11/14/20  
Season\_\_\_\_\_ .484 (90 of 196), 2022

#### Fourth-Down Conversions

Game\_\_\_\_\_ 4 (3x), last vs. Louisiana Tech, 10/24/20  
Season\_\_\_\_\_ 17, 2019

#### Fourth Down Conversion Percentage

Game\_\_\_\_\_ 1.000 (40x), last vs. Rice, 11/11/23  
Season\_\_\_\_\_ .769 (10 of 13), 2013

#### Time of Possession

Game\_\_\_\_\_ 41:29 at Georgia State, 9/8/12  
Season\_\_\_\_\_ 415:55, 2022  
Per Game\_\_\_\_\_ 33:13, 2017

#### Fewest Turnovers

Game\_\_\_\_\_ 0 (36x), last vs. USF, 11/17/23  
Season\_\_\_\_\_ 12, 2020

#### Most Turnovers

Game\_\_\_\_\_ 7 at Oklahoma State, 9/19/15  
Season\_\_\_\_\_ 23, 2015, 2019

#### Most Fumbles Lost

Game\_\_\_\_\_ 5 vs. San Jose State, 10/20/12  
\_\_\_\_\_ 5 at Oklahoma State, 9/19/15  
Season\_\_\_\_\_ 12, 2015, 2019

#### Fewest Penalties

Game\_\_\_\_\_ 1 (2x), last vs. Texas State, 9/9/23  
Season\_\_\_\_\_ 63 (for 632), 2011

#### Most Penalties

Game\_\_\_\_\_ 15 (for 142) vs. Northwestern Oklahoma State, 9/22/12  
Season\_\_\_\_\_ 98 (for 861), 2022

### SCORING

#### Points

Game\_\_\_\_\_ 56 vs. Northwestern Oklahoma State, 9/22/12  
Season\_\_\_\_\_ 516, 2021  
Per Game\_\_\_\_\_ 36.9, 2021

#### Touchdowns

Game\_\_\_\_\_ 8 vs. Northwestern Oklahoma State, 9/22/12  
Season\_\_\_\_\_ 64, 2022

#### Extra Points

Game\_\_\_\_\_ 8 (of 8) vs. Northwestern Oklahoma State, 9/22/12  
Season\_\_\_\_\_ 63 (of 63), 2021

#### Two-Point Conversions

Game\_\_\_\_\_ 2 vs. Florida Atlantic, 11/23/19  
Season\_\_\_\_\_ 3, 2019

#### Field Goals

Game\_\_\_\_\_ 4 (of 4) vs. Bacone, 9/24/11  
\_\_\_\_\_ 4 (of 4) at South Alabama, 9/1/12  
\_\_\_\_\_ 4 (of 4) vs. Southern Miss, 11/13/14  
\_\_\_\_\_ 4 (of 4) vs. Lamar, 9/11/21  
Season\_\_\_\_\_ 25 (of 31), 2021

#### Field Goal Percentage

Season\_\_\_\_\_ .850 (17-20), 2020

#### Safeties

Game\_\_\_\_\_ 1 vs. Arizona, 9/4/14  
\_\_\_\_\_ 1 at UTEP, 10/3/15  
\_\_\_\_\_ 1 vs. Texas State, 9/22/18  
\_\_\_\_\_ 1 at Southern Miss, 11/21/20  
\_\_\_\_\_ 1 vs. Troy, 12/16/22  
\_\_\_\_\_ 1 at Florida Atlantic, 10/21/23  
Season\_\_\_\_\_ 1, 2014, 2015, 2018, 2020, 2022, 2023

### SPECIAL TEAMS

#### Kickoffs

Game\_\_\_\_\_ 11 vs. Bacone, 9/24/11  
\_\_\_\_\_ 11 vs. Lamar, 9/11/21  
Season\_\_\_\_\_ 101, 2021

#### Touchbacks

Game\_\_\_\_\_ 7 at Idaho, 11/17/12  
\_\_\_\_\_ 7 at UTEP, 11/6/21  
Season\_\_\_\_\_ 43, 2021

#### Kickoff Returns

Game\_\_\_\_\_ 10 at Oklahoma State, 9/19/15  
Season\_\_\_\_\_ 70, 2015

#### Kickoff Return Yards

Game\_\_\_\_\_ 200 at Oklahoma State, 9/19/15  
Season\_\_\_\_\_ 1,453, 2015

#### Kickoff Return Average

Game\_\_\_\_\_ 60.0 vs. Texas Southern, 9/24/22  
Season\_\_\_\_\_ 24.8, 2021

#### Punts

Game\_\_\_\_\_ 11 at Oklahoma State, 9/13/14  
\_\_\_\_\_ 11 vs. UTEP, 10/25/14  
Season\_\_\_\_\_ 84, 2014

#### Punting Average

Game\_\_\_\_\_ 60.5 vs. Texas Southern, 9/24/22  
Season\_\_\_\_\_ 46.0, 2020

#### Punt Returns

Game\_\_\_\_\_ 7 vs. Alabama State, 9/3/16,  
\_\_\_\_\_ 7 vs. Lamar, 10/16/21  
Season\_\_\_\_\_ 33, 2014

#### Punt Return Yards

Game\_\_\_\_\_ 132 vs. Northwestern Oklahoma State, 9/22/12  
Season\_\_\_\_\_ 294, 2021

#### Punt Return Average

Game\_\_\_\_\_ 60.2 vs. Oklahoma State, 9/7/13  
Season\_\_\_\_\_ 15.61, 2012

# « TEAM / INDIVIDUAL RECORDS »



**The Roadrunners defense held Houston to minus-26 rushing yards, the fewest allowed by UTSA in a game, in a 27-7 road victory in the 2014 season opener.**

## Blocked Kicks

Game \_\_\_\_\_ 1 (19x), last vs. North Texas, 10/22/22  
Season \_\_\_\_\_ 6, 2011

## DEFENSE

### Fewest Rushing Yards Allowed

Game \_\_\_\_\_ -26, at Houston, 8/29/14  
Season \_\_\_\_\_ 1,262, 2011  
Per Game \_\_\_\_\_ 107.8, 2012

### Fewest Rushing Attempts Allowed

Game \_\_\_\_\_ 16, vs. Western Kentucky, 12/3/21  
Season \_\_\_\_\_ 365, 2011

### Fewest Rushing Yards Per Attempt Allowed

Season \_\_\_\_\_ 3.28, 2021

### Fewest Rushing Touchdowns Allowed

Season \_\_\_\_\_ 10, 2017

### Fewest Passing Yards Allowed

Completion \_\_\_\_\_ 11.6, 2013  
Game \_\_\_\_\_ 18, Army, 9/14/19  
Season \_\_\_\_\_ 1,761, 2017  
Per Game \_\_\_\_\_ 160.1, 2017

### Fewest Passing Completions Allowed

Game \_\_\_\_\_ 1, Army, 10/17/20  
Season \_\_\_\_\_ 128, 2017

### Pass Efficiency Defense

Season \_\_\_\_\_ 112.2, 2017

### Fewest Passing Touchdowns Allowed

Season \_\_\_\_\_ 11, 2011

### Total Defense

Per Play \_\_\_\_\_ 4.98, 2017  
Game \_\_\_\_\_ 102, vs. Rice, 10/16/21  
Season \_\_\_\_\_ 3,166, 2017  
Per Game \_\_\_\_\_ 287.8, 2017

### Fewest Points Allowed

Game \_\_\_\_\_ 0, vs. Lamar, 9/11/21,  
\_\_\_\_\_ 0 vs. Rice, 10/16/21  
Season \_\_\_\_\_ 187, 2017  
Per Game \_\_\_\_\_ 17.0, 2011

### Fewest Touchdowns Allowed

Season \_\_\_\_\_ 24, 2017

### Turnovers Gained

Game \_\_\_\_\_ 6, at Houston, 8/29/14  
Season \_\_\_\_\_ 29, 2012

### Turnover Margin

Season \_\_\_\_\_ +14 (29/15), 2012,

### Tackles

Game \_\_\_\_\_ 103, at Rice, 11/8/14  
Season \_\_\_\_\_ 957, 2022

### Solo Tackles

Game \_\_\_\_\_ 63, vs. Oklahoma State, 9/7/13  
Season \_\_\_\_\_ 530, 2018

### Assisted Tackles

Game \_\_\_\_\_ 67, at Rice, 11/8/14  
Season \_\_\_\_\_ 494, 2016

### Tackles For Loss

Game \_\_\_\_\_ 14 (for 46) at Texas State, 9/12/20  
\_\_\_\_\_ 14 (for 41) at Florida Atlantic, 10/31/20  
\_\_\_\_\_ 14 (for 51) at FIU, 10/14/22  
\_\_\_\_\_ 14 (for 53) vs. Troy, 12/16/22  
Season \_\_\_\_\_ 99 (for 434), 2023  
Per Game \_\_\_\_\_ 8.0, 2019

### Sacks

Game \_\_\_\_\_ 7 vs. Texas State, 9/9/23  
Season \_\_\_\_\_ 46 (for 301), 2023  
Per Game \_\_\_\_\_ 3.5, 2023

### Quarterback Hurries

Game \_\_\_\_\_ 13 vs. East Carolina, 10/28/23  
Season \_\_\_\_\_ 53, 2023

### Forced Fumbles

Game \_\_\_\_\_ 6, vs. FIU, 10/11/14  
Season \_\_\_\_\_ 16, 2012

### Fumbles Recoveries

Game \_\_\_\_\_ 3 (5x), last at Temple, 10/7/23  
Season \_\_\_\_\_ 16, 2012

### Fumble Return Touchdowns

Season \_\_\_\_\_ 2, 2013, 2017, 2021

### Interceptions

Game \_\_\_\_\_ 4, at Houston, 8/29/14  
\_\_\_\_\_ 4, at UTEP, 10/3/15  
Season \_\_\_\_\_ 15, 2022

### Interception Return Yards

Game \_\_\_\_\_ 101, vs. Minot State, 11/19/11  
Season \_\_\_\_\_ 250, 2023

### Interception Return Touchdowns

Game \_\_\_\_\_ 2, at UTEP, 10/3/15,  
\_\_\_\_\_ vs. Rice, 10/16/21  
Season \_\_\_\_\_ 3, 2021

### Passes Defended

Game \_\_\_\_\_ 12, at Houston, 8/29/14  
Season \_\_\_\_\_ 84, 2022

## INDIVIDUAL

### RUSHING

#### Rushes

Game \_\_\_\_\_ 41, Sincere McCormick at Memphis, 9/25/21  
Season \_\_\_\_\_ 298, Sincere McCormick, 2021  
Career \_\_\_\_\_ 724, Sincere McCormick, 2019-21

#### Rushing Yards

Game \_\_\_\_\_ 251, Sincere McCormick vs. North Texas, 11/28/20  
Season \_\_\_\_\_ 1,479, Sincere McCormick, 2021  
Career \_\_\_\_\_ 3,929, Sincere McCormick, 2019-21

### Rushing Yards Per Attempt (min. 5 attempts)

Game \_\_\_\_\_ 18.8, Frank Harris vs. North Texas, 11/28/20 (6 attempts)  
Season \_\_\_\_\_ 6.3, Kevorian Barnes, 2022 (135 attempts)  
Career \_\_\_\_\_ 5.45, Kevorian Barnes, 2022-23 (288 attempts)

### Rushing Yards Per Game

Season \_\_\_\_\_ 133.4, Sincere McCormick, 2020  
Career \_\_\_\_\_ 109.1, Sincere McCormick, 2019-21

### 100-Yard Rushing Games

Season \_\_\_\_\_ 8, Sincere McCormick, 2021  
Career \_\_\_\_\_ 18, Sincere McCormick, 2019-21

### Rushing Touchdowns

Game \_\_\_\_\_ 3, 11x, last Frank Harris vs. USF, 11/17/23  
Season \_\_\_\_\_ 15, Sincere McCormick, 2021  
Career \_\_\_\_\_ 34, Sincere McCormick, 2019-21

### Rushing Yards by a Freshman

Game \_\_\_\_\_ 189, Sincere McCormick at UTEP, 10/5/19  
Season \_\_\_\_\_ 983, Sincere McCormick, 2019

### Rushing Yards by a Quarterback

Game \_\_\_\_\_ 124, Frank Harris at Rice, 11/19/22  
Season \_\_\_\_\_ 602, Frank Harris, 2022  
Career \_\_\_\_\_ 2,145, Frank Harris, 2019-23

## PASSING

### Attempts

Game \_\_\_\_\_ 52, Eric Soza at Sam Houston State, 10/1/11  
Season \_\_\_\_\_ 471, Frank Harris, 2022  
Career \_\_\_\_\_ 1,546, Frank Harris, 2019-23

### Completions

Game \_\_\_\_\_ 32, Frank Harris at Army, 9/10/22  
\_\_\_\_\_ 32, Frank Harris vs. North Texas, 12/2/22  
Season \_\_\_\_\_ 328, Frank Harris, 2022  
Career \_\_\_\_\_ 1,034, Frank Harris, 2019-23

### Passing Yards

Game \_\_\_\_\_ 414, Frank Harris at Middle Tennessee, 9/30/22  
Season \_\_\_\_\_ 4,063, Frank Harris, 2022  
Career \_\_\_\_\_ 11,862, Frank Harris, 2019-23

### Completion Percentage

Game \_\_\_\_\_ .900 (18-20), Owen McCown at Tennessee, 9/23/23  
Season \_\_\_\_\_ .696 (328-471), Frank Harris, 2022  
Career \_\_\_\_\_ .669 (1,034-1,546), Frank Harris, 2019-23



**Frank Harris set more than three dozen school records, including career marks for passing yards, passing touchdowns, 300-yard passing games and total offense.**

# « INDIVIDUAL RECORDS »

## Passing Efficiency

Game \_\_\_\_\_ 263.6, Frank Harris vs. UTEP, 11/26/22  
 Season \_\_\_\_\_ 160.7, Frank Harris, 2022  
 Career \_\_\_\_\_ 146.9, Frank Harris, 2019-23

## 300-Yard Passing Games

Season \_\_\_\_\_ 7, Frank Harris, 2022  
 Career \_\_\_\_\_ 13, Frank Harris, 2019-23

## Passing Touchdowns

Game \_\_\_\_\_ 6, Frank Harris, at Western Kentucky, 10/9/21  
 Season \_\_\_\_\_ 32, Frank Harris, 2022  
 Career \_\_\_\_\_ 92, Frank Harris, 2019-23

## Passing Yards by a Freshman

Game \_\_\_\_\_ 332, Blake Bogenschutz at Arizona, 9/3/15  
 Season \_\_\_\_\_ 897, Blake Bogenschutz, 2015

## Consecutive Games with a Touchdown Pass

Career \_\_\_\_\_ 17, Frank Harris, 2022-23

## Consecutive Completions

Game \_\_\_\_\_ 13, Frank Harris vs. UIW, 8/31/19

## Consecutive Passes Without an Interception

Career \_\_\_\_\_ 256, Eric Soza, 2012

## RECEIVING

### Receptions

Game \_\_\_\_\_ 12, Zakhari Franklin, vs. Army, 10/17/20  
 Season \_\_\_\_\_ 94, Zakhari Franklin, 2022  
 Career \_\_\_\_\_ 313, Joshua Cephus, 2019-23

### Receiving Yards

Game \_\_\_\_\_ 217, De'Corian Clark, vs. Texas Southern, 9/24/22  
 Season \_\_\_\_\_ 1,151, Joshua Cephus, 2023  
 Career \_\_\_\_\_ 3,655, Joshua Cephus, 2019-23

### Yards Per Reception

Season \_\_\_\_\_ 18.9, Josh Stewart, 2016  
 Career \_\_\_\_\_ 18.3, Kenny Bias, 2011-15

### Receiving Yards Per Game

Season \_\_\_\_\_ 88.5, Joshua Cephus, 2023  
 Career \_\_\_\_\_ 69.1, Zakhari Franklin, 2019-21

### 100-Yard Receiving Games

Season \_\_\_\_\_ 4, Zakhari Franklin, 2020  
 \_\_\_\_\_ 4, Zakhari Franklin, 2021  
 \_\_\_\_\_ 4, Zakhari Franklin, 2022  
 \_\_\_\_\_ 4, Joshua Cephus, 2023  
 Career \_\_\_\_\_ 13, Zakhari Franklin, 2019-22



**De'Corian Clark racked up a school record 217 receiving yards and three touchdowns against Texas Southern in 2022.**

## Receiving Touchdowns

Game \_\_\_\_\_ 3, De'Corian Clark, at Western Kentucky, 10/9/21  
 \_\_\_\_\_ 3, De'Corian Clark, vs. Texas Southern, 9/24/22  
 \_\_\_\_\_ 3, Zakhari Franklin, vs. North Texas, 12/2/22  
 Season \_\_\_\_\_ 15, Zakhari Franklin, 2022  
 Career \_\_\_\_\_ 37, Zakhari Franklin, 2019-22

## Receiving Yards by a Freshman

Game \_\_\_\_\_ 134, Zakhari Franklin at Old Dominion, 11/9/19  
 Season \_\_\_\_\_ 578, Kam Jones, 2011

## Consecutive Games with a Reception

Career \_\_\_\_\_ 52, Joshua Cephus, 2019-23

## MISCELLANEOUS

### Total Offense Yards

Game \_\_\_\_\_ 523, Frank Harris vs. USF, 11/17/23  
 Season \_\_\_\_\_ 4,665, Frank Harris, 2022  
 Career \_\_\_\_\_ 14,007, Frank Harris, 2019-23

### All-Purpose Yards

Game \_\_\_\_\_ 254, Sincere McCormick vs North Texas, 11/28/20  
 Season \_\_\_\_\_ 1,663, Sincere McCormick, 2021  
 Career \_\_\_\_\_ 4,438, Sincere McCormick, 2019-21

### Consecutive Games Played

Career \_\_\_\_\_ 65, Lucas Dean, 2019-23

### Consecutive Games Started

Career \_\_\_\_\_ 49, Kevin Davis, 2018-22

## SCORING

### Points

Game \_\_\_\_\_ 18 (16x), last, Frank Harris vs. USF, 11/17/23  
 Season \_\_\_\_\_ 90, Sincere McCormick, 2021  
 \_\_\_\_\_ 90, Zakhari Franklin, 2022  
 Career \_\_\_\_\_ 222, Zakhari Franklin, 2019-22

### Points by a Kicker

Game \_\_\_\_\_ 18, Sean Ianno vs. Bacone, 9/24/11  
 Season \_\_\_\_\_ 135, Hunter Duplessis, 2021  
 Career \_\_\_\_\_ 278, Hunter Duplessis, 2018-21

### Touchdowns Scored

Game \_\_\_\_\_ 3 (15x), last, Frank Harris vs. USF, 11/17/23  
 Season \_\_\_\_\_ 15, Zakhari Franklin, 2022  
 \_\_\_\_\_ 15, Sincere McCormick, 2021  
 Career \_\_\_\_\_ 37, Zakhari Franklin, 2019-22

### Touchdowns Responsible For

Game \_\_\_\_\_ 7, Frank Harris at Western Kentucky, 10/9/21  
 Season \_\_\_\_\_ 41, Frank Harris, 2022  
 Career \_\_\_\_\_ 121, Frank Harris, 2019-23

### Extra Points Made

Game \_\_\_\_\_ 7 (11x), last, Chase Allen vs. USF, 11/17/23  
 Season \_\_\_\_\_ 63, Hunter Duplessis, 2021  
 Career \_\_\_\_\_ 128, Hunter Duplessis, 2018-21

### Extra Points Attempted

Season \_\_\_\_\_ 63, Hunter Duplessis, 2021  
 Career \_\_\_\_\_ 129, Hunter Duplessis, 2018-21

### Consecutive Extra Points Made

Career \_\_\_\_\_ 101, Sean Ianno, 2011-14

### Field Goals

Game \_\_\_\_\_ 4, Sean Ianno vs. Bacone, 9/24/11  
 \_\_\_\_\_ 4, Sean Ianno at South Alabama, 9/1/12  
 \_\_\_\_\_ 4, Sean Ianno vs. Southern Miss, 11/13/14  
 Season \_\_\_\_\_ 24, Hunter Duplessis, 2021  
 Career \_\_\_\_\_ 55, Jared Sackett, 2017-18, 2022

### Consecutive Field Goals Made

Career \_\_\_\_\_ 23, Hunter Duplessis, 2019-20



**Hunter Duplessis drilled a program record 24 field goals and 63 extra points during the 2021 season.**

## SPECIAL TEAMS

### Kickoffs

Game \_\_\_\_\_ 10, Sean Ianno vs. Bacone, 9/24/11  
 Season \_\_\_\_\_ 89, Hunter Duplessis, 2021  
 Career \_\_\_\_\_ 179, Daniel Portillo, 2014-17

### Touchbacks

Game \_\_\_\_\_ 7, Josh Ward at Idaho, 11/17/12,  
 \_\_\_\_\_ 7, Hunter Duplessis, 11/6/21  
 Season \_\_\_\_\_ 42, Tate Sandell, 2023  
 Career \_\_\_\_\_ 62, Daniel Portillo, 2014-17

### Kickoff Returns

Game \_\_\_\_\_ 9, Matt Guidry at Louisiana Tech, 11/12/16  
 Season \_\_\_\_\_ 36, Brett Winnegan, 2015  
 Career \_\_\_\_\_ 68, Brett Winnegan, 2015-17, 2019

### Kickoff Return Yards

Game \_\_\_\_\_ 188, Matt Guidry at Louisiana Tech, 11/12/16  
 Season \_\_\_\_\_ 747, Brett Winnegan, 2015  
 Career \_\_\_\_\_ 1,515, Brett Winnegan, 2015-17, 2019

### Kickoff Return Average

Season \_\_\_\_\_ 28.7, Chris Carpenter, 2022  
 Career \_\_\_\_\_ 24.9, Kenny Harrison, 2011-14

### Kickoff Return Touchdowns

Game \_\_\_\_\_ 1, Chris Carpenter (97) vs. Texas Southern, 9/24/22  
 Season \_\_\_\_\_ 1, Chris Carpenter, 2022  
 Career \_\_\_\_\_ 1, Chris Carpenter, 2022

### Punts

Game \_\_\_\_\_ 11, Kristian Stern at Oklahoma State, 9/13/14  
 \_\_\_\_\_ 11, Kristian Stern vs. UTEP, 10/25/14  
 Season \_\_\_\_\_ 83, Kristian Stern, 2014  
 Career \_\_\_\_\_ 261, Lucas Dean, 2019-23

### Punting Average

Game \_\_\_\_\_ 60.5, Lucas Dean vs. Texas Southern, 9/24/22  
 Season \_\_\_\_\_ 46.0, Lucas Dean, 2020  
 Career \_\_\_\_\_ 43.7, Lucas Dean, 2019-23

### Punt Returns

Game \_\_\_\_\_ 7, JaBryce Taylor vs. Alabama State, 9/3/16  
 Season \_\_\_\_\_ 24, Kenny Harrison, 2014  
 Career \_\_\_\_\_ 65, Sheldon Jones, 2018-21

# « INDIVIDUAL RECORDS »



**Kenny Harrison's 79-yard punt return for a touchdown in the 38-31 victory against Texas State on Nov. 24, 2012, was the first in program history.**

### Punt Return Yards

Game \_\_\_\_\_ 81, Kenny Harrison vs. Texas State, 11/24/12  
 Season \_\_\_\_\_ 264, Sheldon Jones, 2021  
 Career \_\_\_\_\_ 383, Sheldon Jones, 2018-21

### Punt Return Average

Season \_\_\_\_\_ 17.3, Kenny Harrison, 2012  
 Career \_\_\_\_\_ 8.8, Kenny Harrison, 2011-14

### Punt Return Touchdowns

Game \_\_\_\_\_ 1, Kenny Harrison (79) vs. Texas State, 11/24/12  
 \_\_\_\_\_ 1, Sheldon Jones (76) vs Lamar, 9/11/21  
 \_\_\_\_\_ 1, Chris Carpenter (50) vs. Rice, 11/11/23  
 Season \_\_\_\_\_ 1, Kenny Harrison, 2012  
 \_\_\_\_\_ 1, Sheldon Jones, 2021  
 \_\_\_\_\_ 1, Chris Carpenter, 2023  
 Career \_\_\_\_\_ 1, Kenny Harrison, 2011-14  
 \_\_\_\_\_ 1, Sheldon Jones, 2018-21  
 \_\_\_\_\_ 1, Chris Carpenter, 2022-23

## DEFENSE

### Total Tackles

Game \_\_\_\_\_ 19, Jamal Ligon vs. Middle Tennessee, 9/25/20  
 Season \_\_\_\_\_ 115, Josiah Tauaefa, 2016  
 Career \_\_\_\_\_ 315, Rashad Wisdom, 2019-23

### Solo Tackles

Game \_\_\_\_\_ 11, Duke Wheeler at Charlotte, 11/14/15  
 \_\_\_\_\_ 11, Rashad Wisdom at WKU, 10/9/21  
 Season \_\_\_\_\_ 67, C.J. Levine, 2018,  
 \_\_\_\_\_ 67, Rashad Wisdom, 2021  
 Career \_\_\_\_\_ 229, Rashad Wisdom, 2019-23

### Assisted Tackles

Game \_\_\_\_\_ 13, Josiah Tauaefa at Old Dominion, 9/24/16  
 Season \_\_\_\_\_ 65, Josiah Tauaefa, 2016  
 Career \_\_\_\_\_ 144, Drew Douglas, 2012-15

### Tackles For Loss

Game \_\_\_\_\_ 4.5, Robert Singletary vs. FIU, 10/11/14  
 Season \_\_\_\_\_ 18.0, Trey Moore, 2022  
 Career \_\_\_\_\_ 38.0, Marcus Davenport, 2014-17

### Sacks

Game \_\_\_\_\_ 4.0, Marlon Smith vs. McMurry, 9/10/11  
 Season \_\_\_\_\_ 14.0, Trey Moore, 2023  
 Career \_\_\_\_\_ 22.0, Marcus Davenport, 2014-17  
 \_\_\_\_\_ 22.0, Trey Moore, 2022-23

### Quarterback Hurries

Game \_\_\_\_\_ 4, Jason Neill vs. Northwestern Oklahoma State, 9/22/12  
 Season \_\_\_\_\_ 10, Jimmori Robinson, 2023  
 Career \_\_\_\_\_ 21, Marcus Davenport, 2014-17

### Forced Fumbles

Game \_\_\_\_\_ 2, Robert Singletary vs. FIU, 10/11/14  
 \_\_\_\_\_ 2, Michael Egwuagu at Rice, 10/15/16  
 \_\_\_\_\_ 2, Rashad Wisdom vs. UTEP, 11/14/20  
 Season \_\_\_\_\_ 4, Nic Johnston, 2012  
 \_\_\_\_\_ 4, Triston Wade, 2012  
 \_\_\_\_\_ 4, Robert Singletary, 2014  
 Career \_\_\_\_\_ 8, Triston Wade, 2011-14

### Fumble Recoveries

Game \_\_\_\_\_ 2, Nic Johnston vs. Bacone, 9/24/11  
 \_\_\_\_\_ 2, Ronald Triplette at Temple, 10/7/23  
 Season \_\_\_\_\_ 3, Nic Johnston, 2011  
 \_\_\_\_\_ 3, Lorenzo Dantzler, 2021  
 \_\_\_\_\_ 3, Ronald Triplette, 2023  
 Career \_\_\_\_\_ 6, Triston Wade, 2011-14

### Fumble Return Touchdowns

Game \_\_\_\_\_ 8x, last Charles Wiley vs. Middle Tennessee, 9/18/21  
 Season \_\_\_\_\_ 1, Steven Kurfehs, 2012  
 \_\_\_\_\_ 1, Crosby Adams III, 2013  
 \_\_\_\_\_ 1, Nic Johnston, 2013  
 \_\_\_\_\_ 1, Josiah Tauaefa, 2017  
 \_\_\_\_\_ 1, Marcus Davenport, 2017  
 \_\_\_\_\_ 1, Lorenzo Dantzler, 2018  
 \_\_\_\_\_ 1, Lorenzo Dantzler, 2021  
 \_\_\_\_\_ 1, Charles Wiley, 2021  
 Career \_\_\_\_\_ 2, Lorenzo Dantzler, 2018-21



**2017 Conference USA Defensive Player of the Year Marcus Davenport set UTSA career records with 38 tackles for loss, 22 sacks and 21 quarterback hurries.**



**Nic Johnston recovered two fumbles against Bacone College and three during the 2011 season, both school records.**

### Interceptions

Game \_\_\_\_\_ 2, Triston Wade at Tulsa, 11/2/13  
 \_\_\_\_\_ 2, Nate Gaines at UTEP, 10/3/15  
 \_\_\_\_\_ 2, Bennett Okotcha at Southern Miss, 10/17/15  
 \_\_\_\_\_ 2, Clayton Johnson vs. Rice, 10/21/17  
 Season \_\_\_\_\_ 5, Clifford Chatman, 2022  
 Career \_\_\_\_\_ 12, Triston Wade, 2011-14

### Interception Return Yards

Game \_\_\_\_\_ 93, Triston Wade at Tulsa, 11/2/13  
 Season \_\_\_\_\_ 107, Rashad Wisdom, 2020  
 Career \_\_\_\_\_ 195, Triston Wade, 2011-14

### Interception Return Touchdowns

Game \_\_\_\_\_ 2, Michael Egwuagu at UTEP, 10/3/15  
 Season \_\_\_\_\_ 2, Michael Egwuagu, 2015  
 Career \_\_\_\_\_ 3, Dadrion Taylor, 2018-22

### Passes Defended

Game \_\_\_\_\_ 4, Nate Gaines at UTEP, 10/3/15  
 \_\_\_\_\_ 4, Tariq Woolen vs. SFA, 9/25/20  
 \_\_\_\_\_ 4, Trey Moore vs. North Texas, 12/2/22  
 \_\_\_\_\_ 4, Kam Alexander vs. Marshall, 12/19/23  
 Season \_\_\_\_\_ 18, Clifford Chatman, 2022  
 Career \_\_\_\_\_ 35, Triston Wade, 2011-14

# « LONGEST PLAYS »

## LONGEST PLAYS

Yards	Player	Play	TD	Opponent	Date
97	Chris Carpenter	Kickoff Return	Y	vs. Texas Southern	9/24/22
92	Jarveon Williams	Rush	N	vs. Southern Miss	10/8/16
87	Kam Jones	Kickoff Return	N	at Florida Atlantic	9/27/14
85	Jarveon Williams	Rush	Y	vs. Colorado State	9/26/15
84	Kenny Harrison	Kickoff Return	N	at Georgia State	9/15/12
84	Kam Jones	Rush	Y	at Tulsa	11/2/13
84	Joshua Cephus	Reception	Y	vs. East Carolina	10/28/23
82	Kenny Bias	Reception	Y	at New Mexico State	9/29/12
82	Triston Wade	Interception Return	Y	at Tulsa	11/2/13
82	Michael Egwuagu	Blocked FG Return	Y	at Louisiana Tech	11/12/16

## LONGEST RUSHES

Yards	Player	TD	Opponent	Date
92	Jarveon Williams	N	vs. Southern Miss	10/8/16
85	Jarveon Williams	Y	vs. Colorado State	9/26/15
84	Kam Jones	Y	at Tulsa	11/2/13
81	Sincere McCormick	N	vs. Rice	10/16/21
80	Jalen Rhodes	Y	vs. Southern Miss	10/8/16
78	Jarveon Williams	Y	vs. Rice	11/21/15
77	Evans Okotcha	Y	vs. Minot State	11/17/11
75	Sincere McCormick	Y	at UTEP	11/6/21
73	Tyrell Clay	N	vs. Rice	10/21/17
71	Brett Winnegan	Y	at Texas State	9/23/17
71	Frank Harris	N	vs. North Texas	11/28/20

## LONGEST PASSES

Yards	Player	TD	Opponent	Date
84	Frank Harris (to Joshua Cephus)	Y	vs. East Carolina	10/28/23
82	Eric Soza (to Kenny Bias)	Y	at New Mexico State	9/29/12
77	Dalton Sturm (to Josh Stewart)	N	vs. Southern Miss	10/8/16
75	Dalton Sturm (to Josh Stewart)	Y	at Rice	10/15/16
75	Lowell Narcisse (to Joshua Cephus)	Y	vs. Southern Miss	11/16/19
75	Frank Harris (to Zakhari Franklin)	Y	at Louisiana Tech	10/23/21
73	Dalton Sturm (to Kerry Thomas Jr.)	Y	vs. Charlotte	11/26/16
72	Eddie Lee Marburger (to Devin McCuin)	Y	vs. Army	9/15/23
71	Dalton Sturm (to Kerry Thomas Jr.)	Y	vs. Southern Miss	10/8/16
70	Frank Harris (to Tykee Ogle-Kellogg)	Y	vs. UTEP	11/26/22

## LONGEST KICKOFF RETURNS

Yards	Player	TD	Opponent	Date
97	Chris Carpenter	Y	vs. Texas Southern	9/24/22
87	Kam Jones	N	at Florida Atlantic	9/27/14
84	Kenny Harrison	N	at Georgia State	9/15/12
65	Brett Winnegan	N	vs. Army	9/14/19
58	Willie McCoy	N	vs. UAB	10/14/23
57	Matt Guidry	N	at Middle Tennessee	11/5/16
51	Brett Winnegan	N	at North Texas	10/14/17
48	Matt Guidry	N	vs. Charlotte	11/26/16
46	Brett Winnegan	N	vs. Southern Miss	10/7/17
44	Matt Guidry	N	at Louisiana Tech	11/25/17
44	B.J. Daniels	N	at Louisiana Tech	11/30/19

## LONGEST PUNT RETURNS

Yards	Player	TD	Opponent	Date
79	Kenny Harrison	Y	vs. Texas State	11/24/12
76	Sheldon Jones	Y	vs. Lamar	9/11/21
62	Kenny Harrison	N	vs. Oklahoma State	9/7/13
54	Kenny Harrison	N	vs. Northwestern Oklahoma State	9/22/12
54	Aaron Grubb	N	vs. Northwestern Oklahoma State	9/22/12
50	Chris Carpenter	Y	vs. Rice	11/11/23
38	Sheldon Jones	N	at Western Kentucky	10/9/21
36	Matt Guidry	N	at Louisiana Tech	11/12/16
34	Kenny Harrison	N	vs. Arizona	9/4/14
33	Sheldon Jones	N	vs. Middle Tennessee	9/18/21

## LONGEST INTERCEPTION RETURNS

Yards	Player	TD	Opponent	Date
82	Triston Wade	Y	at Tulsa	11/2/13
81	Rashad Wisdom	Y	at Texas State	9/12/20
78	Donyai Taylor	N	at North Texas	11/4/23
76	Elliott Davison	N	vs. UAB	10/14/23
73	Dadrian Taylor	Y	vs. UTEP	11/26/22
67	Jason Neill	Y	vs. Minot State	11/17/11
58	Dadrian Taylor	Y	at Texas A&M	11/2/19
57	Kam Alexander	N	vs. Marshall	12/19/23
51	Dadrian Taylor	Y	at Louisiana Tech	10/23/21
49	Corey Mayfield Jr.	Y	vs. Rice	10/16/21

## LONGEST FUMBLE RETURNS

Yards	Player	TD	Opponent	Date
59	Michael Egwuagu	N	vs. North Texas	10/29/16
50	Steven Kurfehs	Y	vs. San Jose State	10/20/12
44	Charles Wiley	Y	vs. Lamar	9/11/21
34	Marcus Davenport	Y	vs. Rice	10/21/17
27	Lorenzo Dantzler	Y	vs. Texas State	9/22/18
22	Josiah Tauaefa	Y	at Texas State	9/23/17
16	Crosby Adams III	Y	vs. UAB	10/26/13
16	Crosby Adams III	N	vs. Tulane	11/9/13
12	Sean Luchnick	N	vs. Northwestern Okla. St.	9/22/12
12	Lorenzo Dantzler	N	at Memphis	9/25/21

## LONGEST FIELD GOALS

Yards	Player	Opponent	Date
53	Sean Ianno	at Florida Atlantic	9/27/14
53	Chase Allen	vs. UAB	10/14/23
51	Hunter Duplessis	at UTEP	11/6/21
51	Hunter Duplessis	vs. UAB	11/20/21
51	Sean Ianno	at South Alabama	9/1/12
51	Daniel Porillo	vs. Kansas State	9/12/15
51	Jared Sackett	vs. UTEP	9/29/18
51	Jared Sackett	vs. UTEP	11/26/22
50	Hunter Duplessis	vs. Army	10/17/20

## LONGEST PUNTS

Yards	Player	Opponent	Date
76	Lucas Dean	vs. Texas Southern	9/24/22
73	Lucas Dean	vs. UAB	11/20/21
70	Lucas Dean	vs. UAB	11/5/22
69	Kristian Stern	at Oklahoma State	9/13/14
67	Lucas Dean	at Florida Atlantic	10/31/20
67	Lucas Dean	vs. Troy	12/16/22
63	Lucas Dean	at Memphis	9/25/21
63	Lucas Dean	at North Texas	11/27/21
63	Yannis Routsas	vs. Baylor	9/8/18
62	Yannis Routsas	at UTEP	10/3/15
61	Yannis Routsas	at North Texas	10/14/17
60	Kristian Stern	at Tulsa	11/2/13
60	Yannis Routsas	at Old Dominion	9/24/16

## LONGEST PLAYS AGAINST

\* longest of each type of play

Yards	Player	Play	TD	Team	Date
100	Autrey Golden	Kickoff Return	Y	UTEP	9/21/13
96	William Jackson	Interception Return	Y	Houston	9/28/13
91	Jeremiah Haydel	Punt Return	Y	Texas State	9/12/20
89	Ito Smith	Rush	Y	Southern Miss	10/7/17
85	Cayleb Jones	Pass (Anu Solomon)	Y	Arizona	9/4/14
78	Brandon Wilson	Blocked FG Return	Y	Houston	9/28/13
74	Marcus Ripley	Punt	—	Texas State	9/23/17
54	Zane Gonzalez	Field Goal	—	Arizona State	9/16/16
45	SaQwan Edwards	Fumble Return	Y	New Mexico	8/31/13
45	Kishawn McClain	Fumble Return	Y	North Texas	10/31/15



Lucas Dean unleashed a school record 76-yard punt against Texas Southern in 2022.

# « GAME SUPERLATIVES »

## 100-PLUS RUSHING YARDS (53)

Yards	Player	Aff	Opponent	Date
251	Sincere McCormick	23	vs. North Texas	11/28/20
204	Sincere McCormick	36	vs. Western Kentucky	12/3/21
197	Sincere McCormick	29	at Texas State	9/12/20
189	Sincere McCormick	22	at UTEP	10/5/19
186	Jarveon Williams	19	at Charlotte	11/14/15
184	Sincere McCormick	42	at Memphis	9/25/21
175	Kevarian Barnes	28	vs. North Texas	12/2/22
174	Jalen Rhodes	15	at Texas State	9/23/17
173	Sincere McCormick	32	at Southern Miss	11/21/20
170	Jarveon Williams	13	vs. Colorado State	9/26/15
169	Sincere McCormick	21	at UTEP	11/6/21
165	Jalen Rhodes	14	vs. Southern Miss	10/8/16
165	Sincere McCormick	37	vs. Louisiana Tech	10/24/20
163	Jarveon Williams	22	vs. Rice	11/21/15
153	Tyrell Clay	11	vs. Rice	10/21/17
150	Sincere McCormick	22	at UAB	10/3/20
135	David Glasco II	21	at Tulsa	11/2/13
134	Sincere McCormick	23	at Old Dominion	11/9/19
133	Jarveon Williams	28	at UTEP	10/3/15
133	Sincere McCormick	18	vs. Army	10/17/20
132	Kevarian Barnes	21	vs. Troy	12/16/22
129	Kevarian Barnes	16	at North Texas	11/4/23
128	Kevarian Barnes	20	at FIU	10/14/22
125	Jarveon Williams	16	at New Mexico	12/17/16
124	Brenden Brady	26	vs. UTEP	11/14/20
124	Frank Harris*	7	at Rice	11/19/22
123	Frank Harris*	15	vs. UIW	8/31/19
122	Jarveon Williams	15	vs. Southern Miss	10/8/16
122	Sincere McCormick	23	vs. Louisiana	12/26/20
120	Sincere McCormick	23	at Western Kentucky	10/9/21
119	Sincere McCormick	17	at Louisiana Tech	11/30/19
117	Sincere McCormick	31	at Illinois	9/4/21
117	Sincere McCormick	13	vs. Rice	10/16/21
115	Lowell Narcisse*	19	at UTEP	10/5/19
114	Kevarian Barnes	16	at UAB	11/5/22
113	Frank Harris*	6	vs. North Texas	11/28/20
113	Sincere McCormick	23	at Louisiana Tech	10/23/21
112	Brenden Brady	19	vs. North Texas	10/22/22
112	Frank Harris	10	vs. USF	11/17/23
109	Jarveon Williams	21	at Middle Tennessee	11/5/16
108	David Glasco II	16	vs. Southern Miss	11/13/14
106	Evans Okotcha	8	vs. Bacone	9/24/11
105	Brandon Armstrong	10	vs. Minot State	11/19/11
105	Evans Okotcha	26	vs. Louisiana Tech	11/30/13
105	Sincere McCormick	23	vs. Middle Tennessee	9/18/21
104	Evans Okotcha	16	at North Texas	11/23/13
104	Jarveon Williams	21	vs. UTEP	10/22/16
104	Frank Harris*	17	vs. Stephen F. Austin	9/19/20
103	Jalen Rhodes	20	at Baylor	9/9/17
103	Kevarian Barnes	11	vs. Louisiana Tech	9/12/22
103	Kevarian Barnes	16	at Houston	9/2/23
103	Kevarian Barnes	26	vs. Texas State	9/9/23
102	Eric Soza*	14	vs. Northeastern State	9/3/11

\* denotes quarterback

## 300-PLUS PASSING YARDS (20)

Yards	Player	Comp-Aff-Int	Opponent	Date
414	Frank Harris	27-36-3	at Middle Tennessee	9/30/22
411	Frank Harris	31-46-0	vs. USF	11/17/23
395	Frank Harris	20-32-1	vs. East Carolina	10/28/23
392	Frank Harris	20-31-0	vs. Texas Southern	9/24/22
382	Frank Harris	16-22-0	vs. UTEP	11/26/22
367	Dalton Sturm	27-43-1	vs. Southern Miss	10/7/17
359	Frank Harris	32-45-0	at Army	9/10/22
349	Frank Harris	28-38-1	at Western Kentucky	10/9/21
341	Frank Harris	32-37-0	vs. North Texas	12/2/22
338	Frank Harris	25-33-0	at Temple	10/7/23
337	Frank Harris	28-43-1	vs. Houston	9/3/22
332	Blake Bogenschutz	25-43-1	at Arizona	9/3/15
325	Lowell Narcisse	21-40-1	vs. Southern Miss	11/16/19
323	Frank Harris	25-36-0	vs. UAB	11/20/21
316	Eric Soza	29-40-3	vs. Houston	9/28/13
314	Eric Soza	23-41-0	at Louisiana Tech	11/3/12
312	Frank Harris	22-26-0	vs. UTEP	11/14/20
308	Eric Soza	24-41-2	vs. Oklahoma State	9/7/13
303	Frank Harris	24-35-0	at FIU	10/14/22
302	Ryan Polite	20-32-1	vs. San Jose State	10/20/12

## 100-PLUS RECEIVING YARDS (41)

Yards	Player	Rec	Opponent	Date
217	De'Corian Clark	9	vs. Texas Southern	9/24/22
186	Greg Campbell Jr.	11	vs. UNT	11/24/18
183	Joshua Cephus	4	vs. East Carolina	10/28/23
163	Joshua Cephus	9	vs. USF	11/17/23
160	De'Corian Clark	7	at Western Kentucky	10/9/21

155	Zakhari Franklin	10	at Illinois	9/4/21
145	Kerry Thomas Jr.	5	vs. Charlotte	11/26/16
144	Zakhari Franklin	10	vs. North Texas	12/2/22
142	Tykee Ogle-Kellogg	4	vs. UTEP	11/26/22
139	De'Corian Clark	8	at Middle Tennessee	9/30/22
138	Zakhari Franklin	12	vs. Army	10/17/20
134	Zakhari Franklin	6	at Old Dominion	11/9/19
126	Zakhari Franklin	7	vs. UTEP	11/26/22
123	Joshua Cephus	9	at Houston	9/2/23
122	Zakhari Franklin	10	at Army	9/10/22
120	Kam Jones	8	at McNeese State	11/12/11
119	Zakhari Franklin	6	vs. Middle Tennessee	9/25/20
118	Zakhari Franklin	6	vs. UTEP	11/14/20
118	Zakhari Franklin	5	at Louisiana Tech	10/23/21
115	Zakhari Franklin	5	vs. Louisiana	12/26/20
115	Sheldon Jones	8	at Louisiana Tech	11/30/19
114	Zakhari Franklin	8	vs. Middle Tennessee	9/18/21
114	Zakhari Franklin	10	at UTEP	11/6/21
114	Joshua Cephus	5	vs. Texas Southern	9/24/22
113	Josh Stewart	7	at Louisiana Tech	11/12/16
112	Joshua Cephus	10	at Army	9/10/22
109	David Morgan II	9	at Arizona	9/3/15
109	De'Corian Clark	7	vs. UNLV	10/2/21
108	Brandon Freeman	5	at UC Davis	10/15/11
108	Greg Campbell Jr.	10	vs. Southern Miss	10/7/17
106	Kerry Thomas Jr.	10	vs. Marshall	11/18/17
106	Joshua Cephus	8	vs. Southern Miss	11/13/21
106	Joshua Cephus	7	vs. Houston	9/3/22
104	De'Corian Clark	6	vs. UAB	11/20/21
103	Kam Jones	7	at Sam Houston State	10/1/11
103	Kam Jones	5	vs. South Alabama	10/8/11
103	Josh Stewart	2	at Rice	10/15/16
102	Joshua Cephus	7	vs. Marshall	12/19/23
101	Cole Hubble	3	at Louisiana Tech	11/3/12
101	Josh Stewart	5	vs. Southern Miss	10/7/17
100	Zakhari Franklin	10	vs. Houston	9/3/22

## 15-PLUS TACKLES (5)

No.	Player	UA-A	Opponent	Date
19	Jamal Ligon	8-11	vs. Middle Tennessee	9/25/20
16	Cody Rogers	7-9	at McNeese State	11/12/11
16	Kelechi Nwachuku	9-7	vs. Army	10/17/20
15	Duke Wheeler	10-5	vs. Louisiana Tech	10/10/15
15	Josiah Tauaefa	2-13	at Old Dominion	9/24/16

## 2-PLUS SACKS (34)

No.	Player	Yds	Opponent	Date
4.0	Marlon Smith	27	vs. McMurry	9/10/11
3.5	Trey Moore	22	vs. UAB	10/14/23
3.0	Robert Singletary	17	vs. FIU	10/11/14
3.0	Trey Moore	21	vs. Texas State	9/9/23
3.0	Trey Moore	20	vs. East Carolina	10/28/23
2.5	Marcos Curry	12	vs. Southern	9/16/17
2.5	Marcus Davenport	24	at North Texas	10/14/17
2.5	Josiah Tauaefa	20	vs. Texas State	9/22/18
2.5	Clarence Hicks	18	at Louisiana Tech	10/23/21
2.5	Trey Moore	20	vs. FIU	10/14/22
2.0	Marlon Smith	16	at UC Davis	10/15/11
2.0	Codie Brooks	10	vs. Oklahoma State	9/7/13
2.0	Codie Brooks	9	at Marshall	10/5/13
2.0	Robert Singletary	16	at Marshall	10/5/13
2.0	Cody Rogers	8	vs. UTEP	10/25/14
2.0	Jason Neill	15	vs. North Texas	10/31/15
2.0	Jason Neill	9	at Charlotte	11/14/15
2.0	Marcus Davenport	6	vs. Rice	11/21/15
2.0	Jason Neill	8	vs. Rice	11/21/15
2.0	Marcus Davenport	2	vs. Alabama State	9/3/16
2.0	Josiah Tauaefa	14	vs. Alabama State	9/3/16
2.0	La'Kel Bass	12	at Middle Tennessee	11/5/16
2.0	Marcus Davenport	10	at Louisiana Tech	11/12/16
2.0	Marcus Davenport	8	vs. Rice	10/21/17
2.0	Lorenzo Dantzier	14	vs. UIW	8/31/19
2.0	Jarrod Carter-McLin	13	at UTEP	10/5/19
2.0	Jaylon Haynes	4	vs. Stephen F. Austin	9/19/20
2.0	Trumane Bell II	25	vs. Middle Tennessee	9/18/21
2.0	Clarence Hicks	15	at Memphis	9/25/21
2.0	Dadrion Taylor	10	vs. UNLV	10/2/21
2.0	Clarence Hicks	7	vs. UAB	11/20/21
2.0	Clarence Hicks	13	vs. Western Kentucky	12/3/21
2.0	Trey Moore	14	vs. Troy	12/16/22
2.0	Trey Moore	17	vs. Rice	11/11/23

## 2-PLUS INTERCEPTIONS (4)

No.	Player	Yds	Opponent	Date
2	Iriston Wade	93	at Tulsa	11/2/13
2	Nate Gaines	11	at UTEP	10/3/15
2	Bennett Okotcha	14	at Southern Miss	10/17/15
2	Clayton Johnson	10	Rice	10/21/17



# « SINGLE-SEASON LISTS »

## RUSHING

### Rushes

1. Sincere McCormick	298	2021
2. Sincere McCormick	249	2020
3. Jarveon Williams	207	2016
4. Sincere McCormick	177	2019
5. Jarveon Williams	173	2015
6. Brenden Brady	156	2022
7. Jalen Rhodes	155	2016
8. David Glasco II	150	2014
9. Kevorian Barnes	147	2023
10. Kevorian Barnes	135	2022

### Rushing Yards

1. Sincere McCormick	1,479	2021
2. Sincere McCormick	1,467	2020
3. Jarveon Williams	1,042	2015
4. Sincere McCormick	983	2019
5. Jarveon Williams	900	2016
6. Kevorian Barnes	845	2022
7. Jalen Rhodes	827	2016
8. Kevorian Barnes	715	2023
9. Brenden Brady	699	2022
10. Jalen Rhodes	659	2017

### Rushing Yards Per Game

1. Sincere McCormick	133.4	2020
2. Sincere McCormick	113.8	2021
3. Jarveon Williams	94.7	2015
4. Sincere McCormick	81.9	2019
5. Jarveon Williams	69.2	2016

### Rushing Touchdowns

1. Sincere McCormick	15	2021
2. Sincere McCormick	11	2020
Robert Henry	11	2023
4. Jalen Rhodes	9	2016
Frank Harris	9	2020
Brenden Brady	9	2022
Frank Harris	9	2022
8. Evans Okotcha	8	2012
Jarveon Williams	8	2015
Jarveon Williams	8	2016
Sincere McCormick	8	2019

## PASSING

### Passing Attempts

1. Frank Harris	471	2022
2. Frank Harris	398	2021
3. Eric Soza	377	2013
4. Frank Harris	336	2023
5. Eric Soza	307	2011
6. Dalton Sturm	299	2016
7. Dalton Sturm	297	2017
8. Eric Soza	282	2012
9. Frank Harris	250	2020
10. Cordale Grundy	220	2018

### Passing Completions

1. Frank Harris	328	2022
2. Frank Harris	263	2021
3. Eric Soza	236	2013
4. Frank Harris	218	2023
5. Dalton Sturm	185	2017
6. Eric Soza	172	2011
7. Dalton Sturm	169	2016
8. Eric Soza	166	2012
9. Frank Harris	159	2020
10. Dalton Sturm	125	2015

### Passing Yards

1. Frank Harris	4,063	2022
2. Frank Harris	3,177	2021
3. Eric Soza	2,719	2013
4. Frank Harris	2,506	2023
5. Dalton Sturm	2,185	2017
6. Dalton Sturm	2,170	2016
7. Eric Soza	2,148	2011
8. Eric Soza	2,085	2012
9. Frank Harris	1,630	2020
10. Dalton Sturm	1,354	2015

### Completion Percentage (min. 100 attempts)

1. Frank Harris	.696	2022
2. Frank Harris	.661	2021
3. Frank Harris	.649	2023
4. Frank Harris	.636	2020
5. Eric Soza	.626	2013

### Passing Efficiency (min. 100 attempts)

1. Frank Harris	160.7	2022
2. Frank Harris	152.5	2021
3. Eric Soza	142.2	2012
4. Frank Harris	140.4	2023
5. Dalton Sturm	137.4	2017

### Passing Touchdowns

1. Frank Harris	32	2022
2. Frank Harris	27	2021
3. Eric Soza	20	2012
Dalton Sturm	20	2016
5. Frank Harris	18	2023
6. Dalton Sturm	15	2017
7. Eric Soza	14	2011
8. Dalton Sturm	13	2015
9. Eric Soza	12	2013
Frank Harris	12	2020

## RECEIVING

### Receptions

1. Zakhari Franklin	94	2022
2. Joshua Cephus	89	2023
3. Joshua Cephus	87	2022
4. Zakhari Franklin	81	2021
5. Joshua Cephus	71	2021
6. Greg Campbell Jr.	58	2018
Joshua Cephus	58	2020
8. Kerry Thomas Jr.	52	2015
De'Corian Clark	52	2021
10. De'Corian Clark	51	2022

### Receiving Yards

1. Joshua Cephus	1,151	2023
2. Zakhari Franklin	1,136	2022
3. Zakhari Franklin	1,027	2021
4. Joshua Cephus	985	2022
5. Joshua Cephus	819	2021
6. De'Corian Clark	755	2021
7. De'Corian Clark	741	2022
8. Zakhari Franklin	694	2020
9. Josh Stewart	682	2016
10. Greg Campbell Jr.	658	2018

### Yards Per Reception (min. 20 receptions)

1. Josh Stewart	18.94	2016
2. Tykee Ogle-Kellogg	17.42	2023
3. JaBryce Taylor	16.28	2015
4. Kerry Thomas Jr.	15.86	2016
5. Kam Jones	14.82	2011

### Receiving Yards Per Game

1. Joshua Cephus	88.5	2023
2. De'Corian Clark	82.3	2022
3. Zakhari Franklin	81.1	2022
4. Zakhari Franklin	79.0	2021
5. Joshua Cephus	75.8	2022

### Receiving Touchdowns

1. Zakhari Franklin	15	2022
2. Zakhari Franklin	12	2021
3. Joshua Cephus	10	2023
4. Kerry Thomas Jr.	8	2016
De'Corian Clark	8	2022
6. Zakhari Franklin	7	2020
De'Corian Clark	7	2021
Tykee Ogle-Kellogg	7	2023
9. Joshua Cephus	6	2021
Joshua Cephus	6	2022

## MISCELLANEOUS YARDS

### Total Offense Yards

1. Frank Harris	4,665	2022
2. Frank Harris	3,743	2021
3. Eric Soza	3,088	2013
4. Frank Harris	2,829	2023
5. Dalton Sturm	2,730	2017
6. Dalton Sturm	2,483	2016
7. Eric Soza	2,449	2012
8. Eric Soza	2,433	2011
9. Frank Harris	2,158	2020
10. Lowell Narcisse	1,718	2019

### Total Offense Per Game (min. 5 games)

1. Frank Harris	334.1	2022
2. Frank Harris	282.9	2023
3. Frank Harris	267.4	2021
4. Eric Soza	257.3	2013
5. Dalton Sturm	248.2	2017

### All-Purpose Yards

1. Sincere McCormick	1,663	2021
2. Sincere McCormick	1,598	2020
3. Sincere McCormick	1,177	2019
4. Joshua Cephus	1,158	2023
5. Zakhari Franklin	1,136	2022
6. Jarveon Williams	1,121	2016
7. Jarveon Williams	1,109	2015
8. Kam Jones	1,079	2013
9. Joshua Cephus	1,043	2022
10. Zakhari Franklin	1,027	2021

### All-Purpose Yards Per Game (min. 5 games)

1. Sincere McCormick	145.3	2020
2. Sincere McCormick	127.9	2021
3. Jarveon Williams	100.8	2015
4. Kam Jones	98.1	2013
Sincere McCormick	98.1	2019

## SCORING

### Points (non-kickers)

1. Zakhari Franklin	92	2022
2. Sincere McCormick	90	2021
3. Zakhari Franklin	72	2021
4. Evans Okotcha	66	2012
Sincere McCormick	66	2020
Robert Henry	66	2023
7. Jalen Rhodes	60	2016
Joshua Cephus	60	2023
9. Frank Harris	58	2022
10. Brenden Brady	54	2022

### Points by a Kicker

1. Hunter Duplessis	135	2021
2. Jared Sackett	125	2022
3. Hunter Duplessis	91	2020
4. Chase Allen	88	2023
5. Jared Sackett	80	2017
6. Victor Falcon	79	2016
7. Sean Ianno	71	2013
8. Sean Ianno	70	2014
9. Sean Ianno	64	2011
10. Jared Sackett	60	2018

### Touchdowns

1. Sincere McCormick	15	2021
Zakhari Franklin	15	2022
3. Zakhari Franklin	12	2021
4. Evans Okotcha	11	2012
Sincere McCormick	11	2020
Robert Henry	11	2023
7. Jalen Rhodes	10	2016
Joshua Cephus	10	2023
9. Sincere McCormick	9	2019
Frank Harris	9	2020
Brenden Brady	9	2022
Frank Harris	9	2022

### Touchdowns Responsible For

1. Frank Harris	41	2022
2. Frank Harris	34	2021
3. Eric Soza	26	2012
4. Dalton Sturm	24	2016
5. Frank Harris	22	2023
6. Frank Harris	21	2020
7. Eric Soza	19	2013
8. Dalton Sturm	17	2017
9. Eric Soza	17	2011
10. Sincere McCormick	15	2021
Zakhari Franklin	15	2022

### Extra Points

1. Hunter Duplessis	63	2021
2. Jared Sackett	59	2022
3. Chase Allen	49	2023
4. Victor Falcon	43	2016
5. Hunter Duplessis	40	2020
6. Sean Ianno	38	2013
7. Sean Ianno	31	2011
8. Daniel Portillo	27	2015
9. Hunter Duplessis	25	2019
10. Kristian Stern	24	2012

### Field Goals

1. Hunter Duplessis	24	2021
2. Jared Sackett	22	2022
3. Jared Sackett	19	2017
4. Sean Ianno	17	2014
Hunter Duplessis	17	2020
6. Jared Sackett	14	2018
7. Chase Allen	13	2023
8. Victor Falcon	12	2016
9. Sean Ianno	11	2011
Sean Ianno	11	2013

# « SINGLE - SEASON LISTS »

## SPECIAL TEAMS

### Kickoffs

1. Hunter Duplessis	89	2021
2. Tate Sandell	77	2023
3. Jared Sackett	69	2022
4. Daniel Portillo	68	2016
5. Sean Ianno	60	2013

### Touchbacks

1. Tate Sandell	42	2023
2. Hunter Duplessis	38	2021
3. Jared Sackett	32	2022
4. Daniel Portillo	27	2016
5. Sean Ianno	21	2013

### Kickoff Returns

1. Brett Winnegan	36	2015
2. Derrick Dick	26	2015
3. Kam Jones	21	2013
4. Matt Guidry	21	2018
5. Brennon Dingle	21	2020

### Kickoff Return Yards

1. Brett Winnegan	747	2015
2. Derrick Dick	592	2015
3. Kenny Harrison	510	2011
4. Matt Guidry	495	2018
5. Matt Guidry	434	2016

### Kickoff Return Average (min. 5 attempts)

1. Chris Carpenter	28.73	2022
2. Kam Jones	27.25	2014
3. Kenny Harrison	26.84	2011
4. Brett Winnegan	25.83	2019
5. Dadrian Taylor	24.75	2021

### Punts

1. Kristian Stern	83	2014
2. Yannis Routsas	75	2018
3. Yannis Routsas	69	2016
4. Lucas Dean	65	2019
5. Yannis Routsas	63	2015
6. Lucas Dean	57	2020
7. Lucas Dean	51	2023
8. Lucas Dean	50	2013
9. Yannis Routsas	47	2017
10. Lucas Dean	47	2021

### Punting Average (min. 20 attempts)

1. Lucas Dean	45.98	2020
2. Lucas Dean	45.23	2021
3. Lucas Dean	45.05	2022
4. Yannis Routsas	42.99	2018
5. Lucas Dean	42.27	2023
6. Yannis Routsas	42.00	2016
7. Yannis Routsas	41.55	2017
8. Kristian Stern	41.23	2014
9. Kristian Stern	40.94	2011
10. Lucas Dean	40.78	2019

### Punts Inside the 20-Yard Line

1. Kristian Stern	30	2014
2. Yannis Routsas	28	2017
3. Lucas Dean	27	2020
4. Yannis Routsas	26	2018
5. Lucas Dean	21	2021
6. Lucas Dean	20	2023
7. Lucas Dean	19	2022
8. Yannis Routsas	17	2015
9. Yannis Routsas	17	2016
10. Lucas Dean	16	2019

### Punt Returns

1. Kenny Harrison	24	2014
2. Sheldon Jones	22	2021
3. Sheldon Jones	21	2020
4. JaBryce Taylor	19	2016
5. Sheldon Jones	17	2019
6. Chris Carpenter	16	2023
7. Derrick Dick	16	2015
8. Brady Jones	14	2017
9. Kenny Harrison	12	2012
10. Erik Brown	11	2011

### Punt Return Yards

1. Sheldon Jones	264	2021
2. Kenny Harrison	208	2012
3. Kenny Harrison	118	2014
4. Chris Carpenter	109	2023
5. JaBryce Taylor	86	2016

### Punt Return Average (min. 5 attempts)

1. Kenny Harrison	17.33	2012
2. Sheldon Jones	12.00	2021
3. Greg Campbell Jr.	9.29	2018
4. Kenny Harrison	7.29	2013
5. Chris Carpenter	7.20	2022

### Blocked Kicks

1. Charles Wort	2	2012
2. Kevin Strong Jr.	2	2016
3. 15 players	1	—

## DEFENSE

### Total Tackles

1. Josiah Tauaefa	115	2016
2. Josiah Tauaefa	113	2018
3. Brandon Reeves	95	2012
4. Rashad Wisdom	95	2020
5. Triston Wade	94	2013
6. C.J. Levine	94	2018
7. Duke Wheeler	93	2015
8. Jamal Ligon	90	2022
9. Rashad Wisdom	88	2021
10. La'Kel Bass	87	2016

### Solo Tackles

1. C.J. Levine	67	2018
2. Rashad Wisdom	67	2021
3. Duke Wheeler	62	2015
4. Josiah Tauaefa	62	2018
5. Rashad Wisdom	60	2020
6. Andrew Martel	57	2019
7. Triston Wade	54	2013
8. Darryl Godfrey	53	2018
9. Josiah Tauaefa	50	2016
10. Corey Mayfield Jr.	50	2022

### Assisted Tackles

1. Josiah Tauaefa	65	2016
2. Brandon Reeves	62	2012
3. La'Kel Bass	62	2016
4. Jens Jeters	51	2014
5. Josiah Tauaefa	51	2018
6. Drew Douglas	50	2015
7. Jamal Ligon	45	2022
8. Drew Douglas	43	2013
9. La'Kel Bass	43	2017
10. Trevor Harmanson	43	2020

### Tackles For Loss

1. Trey Moore	18.0	2022
2. Marcus Davenport	17.5	2017
3. Trey Moore	17.5	2023
4. Clarence Hicks	16.5	2021
5. Jaylon Haynes	12.5	2019
6. Josiah Tauaefa	11.5	2018
7. Jason Neill	11.0	2015
8. La'Kel Bass	11.0	2016
9. Jimmori Robinson	11.0	2023
10. Marlon Smith	10.0	2011
11. Cody Rogers	10.0	2014
12. Marcus Davenport	10.0	2016
13. Clarence Hicks	10.0	2019
14. Charles Wiley	10.0	2020

### Sacks

1. Trey Moore	14.0	2023
2. Clarence Hicks	10.5	2021
3. Jason Neill	8.5	2015
4. Marcus Davenport	8.5	2017
5. Marlon Smith	8.0	2011
6. Trey Moore	8.0	2022
7. Marcus Davenport	6.5	2016
8. Brandon Reeves	6.0	2011
9. Josiah Tauaefa	6.0	2016
10. Codie Brooks	5.0	2013
11. Robert Singletary	5.0	2013
12. La'Kel Bass	5.0	2016
13. De'Quarius Henry	5.0	2019
14. Trumane Bell II	5.0	2021
15. Brandon Matterson	5.0	2023

### Quarterback Hurries

1. Jimmori Robinson	10	2023
2. Marcus Davenport	8	2016
3. Marcus Davenport	8	2017
4. Jason Neill	7	2012
5. Josiah Tauaefa	7	2016
6. Lorenzo Dantzler	7	2020
7. Trevor Harmanson	7	2020
8. Clarence Hicks	7	2020
9. Jaylon Haynes	6	2019
10. Lorenzo Dantzler	6	2021
11. Clarence Hicks	6	2021
12. Donyai Taylor	6	2023

### Forced Fumbles

1. Nic Johnston	4	2012
2. Triston Wade	4	2012
3. Robert Singletary	4	2014
4. Marcus Davenport	3	2017
5. Eric Banks	3	2017
6. Triston Wade	3	2011

### Fumble Recoveries

1. Nic Johnston	3	2011
2. Lorenzo Dantzler	3	2021
3. Ronald Triplette	3	2023
4. Triston Wade	2	2011
5. Brandon Reeves	2	2012
6. Triston Wade	2	2012
7. Crosby Adams III	2	2013
8. Jens Jeters	2	2014
9. Triston Wade	2	2014
10. Duke Wheeler	2	2014
11. La'Kel Bass	2	2016
12. Andrew Martel	2	2016
13. Baylen Baker	2	2017
14. La'Kel Bass	2	2017
15. Brennan Johnson	2	2018
16. Andrew Martel	2	2018
17. Les Maruo	2	2018
18. Christian Clayton	2	2020
19. Jamal Ligon	2	2020
20. Kelechi Nwachuku	2	2021
21. Charles Wiley	2	2021
22. Dadrian Taylor	2	2022

### Interceptions

1. Clifford Chatman	5	2022
2. Erik Brown	4	2012
3. Triston Wade	4	2012
4. Triston Wade	4	2014
5. Bennett Okotcha	4	2015
6. Nate Gaines	4	2017
7. Cassius Grady	4	2018
8. Rashad Wisdom	4	2020
9. Nate Gaines	3	2015
10. Trevor Baker	3	2015
11. Michael Egwuagu	3	2015
12. Corey Mayfield Jr.	3	2022

### Interception Return Yards

1. Rashad Wisdom	107	2020
2. Triston Wade	93	2013
3. Trevor Baker	85	2015
4. Michael Egwuagu	83	2015
5. Clifford Chatman	78	2022
6. Donyai Taylor	78	2023
7. Elliott Davison	76	2023
8. Dadrian Taylor	73	2022
9. Kam Alexander	72	2023
10. Jason Neill	67	2011

### Interception Return Touchdowns

1. Michael Egwuagu	2	2015
2. Steven Kurfels	1	2011
3. Jason Neill	1	2011
4. Triston Wade	1	2012
5. Triston Wade	1	2013
6. Devron Davis	1	2017
7. C.J. Levine	1	2018
8. Rashad Wisdom	1	2019
9. Dadrian Taylor	1	2019
10. Rashad Wisdom	1	2020
11. Dadrian Taylor	1	2021
12. Corey Mayfield Jr.	1	2021
13. Trevor Harmanson	1	2021
14. Dadrian Taylor	1	2022

### Passes Defended

1. Clifford Chatman	18	2022
2. Kam Alexander	17	2023
3. Erik Brown	16	2012
4. Corey Mayfield Jr.	16	2022
5. Triston Wade	14	2014
6. Bennett Okotcha	14	2015

### Takeaways

1. Triston Wade	6	2012
2. Triston Wade	6	2012
3. Clifford Chatman	5	2022
4. Nic Johnston	5	2011
5. Bennett Okotcha	5	2015
6. Triston Wade	4	2011
7. Erik Brown	4	2012
8. Nate Gaines	4	2015
9. Nate Gaines	4	2017
10. Cassius Grady	4	2018
11. Rashad Wisdom	4	2020

# « CAREER LISTS »

## RUSHING

### Rushes

1. Sincere McCormick	724	2019-21
2. Jarveon Williams	474	2013-16
3. Frank Harris	458	2019-23
4. Jalen Rhodes	421	2015-18
5. David Glasco II	400	2011-14
6. Brenden Brady	387	2018-22
7. Dalton Sturm	360	2014-17
8. Kevorian Barnes	288	2021-23
9. Eric Soza	259	2011-13
10. Evans Okotcha	249	2011-13

### Rushing Yards

1. Sincere McCormick	3,929	2019-21
2. Jarveon Williams	2,393	2013-16
3. Frank Harris	2,145	2019-23
4. Jalen Rhodes	1,996	2015-18
5. David Glasco II	1,752	2011-14
6. Brenden Brady	1,751	2018-22
7. Kevorian Barnes	1,576	2021-23
8. Dalton Sturm	1,227	2014-17
9. Evans Okotcha	1,162	2011-13
10. Eric Soza	1,018	2011-13

### Rushing Yards Per Attempt (min. 150 attempts)

1. Kevorian Barnes	5.47	2021-23
2. Sincere McCormick	5.43	2019-21
3. Jarveon Williams	5.05	2013-16
4. Jalen Rhodes	4.74	2015-18
5. Frank Harris	4.68	2019-23

### Rushing Yards Per Game (min. 15 games)

1. Sincere McCormick	109.1	2019-21
2. Kevorian Barnes	58.4	2021-23
3. Jarveon Williams	55.7	2013-16
4. Jalen Rhodes	43.4	2015-18
5. David Glasco II	39.8	2011-14

### Rushing Touchdowns

1. Sincere McCormick	34	2019-21
2. Frank Harris	28	2019-23
3. David Glasco II	20	2011-14
4. Jarveon Williams	19	2013-16
5. Jalen Rhodes	18	2015-18
6. Brenden Brady	17	2018-22
7. Eric Soza	16	2011-13
8. Evans Okotcha	14	2011-13
9. Kevorian Barnes	12	2021-23
10. Robert Henry	11	2023

## PASSING

### Passing Attempts

1. Frank Harris	1,546	2019-23
2. Eric Soza	966	2011-13
3. Dalton Sturm	811	2014-17
4. Lowell Narcisse	257	2019-20
5. Cordale Grundy	225	2018-19

### Passing Completions

1. Frank Harris	1,034	2019-23
2. Eric Soza	574	2011-13
3. Dalton Sturm	482	2014-17
4. Lowell Narcisse	142	2019-20
5. Tucker Carter	119	2012-14

### Passing Yards

1. Frank Harris	11,862	2019-23
2. Eric Soza	6,952	2011-13
3. Dalton Sturm	5,768	2014-17
4. Lowell Narcisse	1,643	2019-20
5. Tucker Carter	1,273	2012-14

### Passing Yards Per Game

1. Frank Harris	219.7	2019-23
2. Eric Soza	217.2	2011-13
3. Dalton Sturm	164.8	2014-17
4. Blake Bogenschutz	147.4	2014-15
5. Ryan Polite	120.8	2012

### Completion Percentage (min. 100 attempts)

1. Frank Harris	.668	2019-23
2. Tucker Carter	.595	2012-14
3. Eric Soza	.594	2011-13
4. Dalton Sturm	.594	2014-17
5. Blake Bogenschutz	.585	2014-15

### Passing Efficiency (min. 100 attempts)

1. Frank Harris	146.9	2019-23
2. Dalton Sturm	134.7	2014-17
3. Eric Soza	130.8	2011-13
4. Lowell Narcisse	119.2	2019-20
5. Blake Bogenschutz	115.5	2014-15

### Passing Touchdowns

1. Frank Harris	92	2019-23
2. Dalton Sturm	49	2014-17
3. Eric Soza	46	2011-13
4. Lowell Narcisse	11	2019-20
5. Tucker Carter	5	2012-14
6. Cordale Grundy	5	2018-19
7. Eddie Lee Marburger	5	2021-23

## RECEIVING

### Receptions

1. Joshua Cephus	313	2019-23
2. Zakhari Franklin	262	2019-22
3. Kam Jones	130	2011-14
4. Kerry Thomas Jr.	127	2014-17
5. De'Corian Clark	112	2019-23
6. Aaron Grubb	94	2012-15
7. Greg Campbell Jr.	90	2015-18
8. Tykee Ogle-Kellogg	89	2018-23
9. Kenny Harrison	88	2011-14
10. David Morgan II	85	2011-15

### Receiving Yards

1. Joshua Cephus	3,655	2019-23
2. Zakhari Franklin	3,348	2019-22
3. Kerry Thomas Jr.	1,630	2014-17
4. De'Corian Clark	1,559	2019-23
5. Kam Jones	1,478	2011-14
6. Tykee Ogle-Kellogg	1,358	2018-23
7. Josh Stewart	1,200	2016-17
8. David Morgan II	1,104	2011-15
9. Oscar Cardenas	997	2019-23
10. Greg Campbell Jr.	994	2015-18

### Yards Per Reception (min. 40 receptions)

1. Kenny Bias	18.25	2011-15
2. Cole Hubble	16.34	2011-14
3. Josh Stewart	16.00	2016-17
4. Tykee Ogle-Kellogg	15.26	2018-23
5. Oscar Cardenas	13.92	2019-23

### Receiving Yards Per Game (min. 15 games)

1. Zakhari Franklin	72.8	2019-22
2. Joshua Cephus	56.9	2019-23
3. Josh Stewart	50.0	2016-17
4. De'Corian Clark	35.4	2019-23
5. Kerry Thomas Jr.	35.4	2014-17

### Receiving Touchdowns

1. Zakhari Franklin	37	2019-22
2. Joshua Cephus	28	2019-23
3. Kerry Thomas Jr.	17	2014-17
4. De'Corian Clark	16	2019-23
5. Tykee Ogle-Kellogg	15	2018-23
6. David Morgan II	8	2011-15
7. Josh Stewart	8	2016-17
8. Cole Hubble	6	2011-14
9. Kenny Bias	6	2012-15
10. Oscar Cardenas	6	2019-23

## MISCELLANEOUS

### Total Offense Yards

1. Frank Harris	14,007	2019-23
2. Eric Soza	7,970	2011-13
3. Dalton Sturm	6,995	2014-17
4. Sincere McCormick	3,929	2019-21
5. Jarveon Williams	2,396	2013-16
6. Lowell Narcisse	2,261	2019-20
7. Jalen Rhodes	1,996	2015-18
8. Brenden Brady	1,818	2018-22
9. David Glasco II	1,752	2011-14
10. Kevorian Barnes	1,576	2021-23

### Total Offense Yards Per Game (min. 10 games)

1. Frank Harris	259.4	2019-23
2. Eric Soza	249.1	2011-13
3. Dalton Sturm	199.9	2014-17
4. Lowell Narcisse	150.7	2019-20
5. Sincere McCormick	109.1	2019-21

### All-Purpose Yards

1. Sincere McCormick	4,438	2019-21
2. Joshua Cephus	3,718	2019-23
3. Jarveon Williams	3,463	2013-16
4. Zakhari Franklin	3,356	2019-22
5. Kam Jones	3,144	2011-14
6. Jalen Rhodes	2,469	2015-18
7. Brenden Brady	2,341	2018-22
8. Frank Harris	2,201	2019-23
9. Kenny Harrison	2,179	2011-14
10. David Glasco II	1,861	2011-14

### All-Purpose Yards Per Game

1. Sincere McCormick	123.3	2019-21
2. Jarveon Williams	80.5	2013-16
3. Zakhari Franklin	73.0	2019-22
4. Kam Jones	69.9	2011-14
5. Kevorian Barnes	64.9	2021-23

### Games Played (with UTSA)

1. Kelechi Nwachuku	67	2018-23
2. Lucas Dean	65	2019-23
3. Trumane Bell II	64	2019-23
4. Joshua Cephus	64	2019-23
5. Terrell Haynes	63	2019-23
6. Corey Mayfield Jr.	61	2018-22
7. B.J. Daniels	59	2016-21
8. Brandon Matterson	59	2018-23
9. Dadrion Taylor	59	2018-22
10. Rashad Wisdom	57	2019-23

### Games Started (with UTSA)

1. Joshua Cephus	56	2019-23
2. Rashad Wisdom	56	2019-23
3. Kevin Davis	55	2018-22
4. Frank Harris	52	2019-23
5. Nate Leonard	46	2011-14
6. Jamal Ligon	46	2020-23
7. Scott Inskeep	44	2011-14
8. Cody Harris	43	2011-14
9. Terrell Haynes	43	2019-23

## SCORING

### Points (non-Kickers)

1. Zakhari Franklin	222	2019-22
2. Sincere McCormick	210	2019-21
3. Frank Harris	178	2019-23
4. Joshua Cephus	174	2019-23
5. David Glasco II	134	2011-14
6. Jarveon Williams	120	2013-16
7. Jalen Rhodes	120	2015-18
8. Evans Okotcha	114	2011-13
9. Kerry Thomas Jr.	102	2014-17
10. Brenden Brady	102	2018-22

### Points by a Kicker

1. Hunter Duplessis	278	2017-21
2. Jared Sackett	265	2017-18, 2022
3. Sean Ianno	256	2011-14
4. Chase Allen	88	2023
5. Victor Falcon	86	2015-17

### Touchdowns

1. Zakhari Franklin	37	2019-22
2. Sincere McCormick	35	2019-21
3. Joshua Cephus	29	2019-23
4. Frank Harris	29	2019-23
5. David Glasco II	22	2011-14
6. Jarveon Williams	20	2013-16
7. Jalen Rhodes	20	2015-18
8. Evans Okotcha	19	2011-13
9. Kerry Thomas Jr.	17	2014-17
10. Brenden Brady	17	2018-22

### Touchdowns Responsible For

1. Frank Harris	121	2019-23
2. Eric Soza	62	2011-13
3. Dalton Sturm	56	2014-17
4. Zakhari Franklin	37	2019-22
5. Sincere McCormick	35	2019-21
6. Joshua Cephus	30	2019-23
7. David Glasco II	22	2011-14
8. Jarveon Williams	21	2013-16
9. Jalen Rhodes	20	2015-18
10. Evans Okotcha	19	2011-13

# « CAREER LISTS »

## Extra Points

1. Hunter Duplessis	128	2017-21
2. Sean Ianno	109	2011-14
3. Jared Sackett	100	2017-18, 2022
4. Chase Allen	49	2023
5. Victor Falcon	47	2015-17

## Field Goals

1. Jared Sackett	55	2017-18, 2022
2. Hunter Duplessis	50	2017-21
3. Sean Ianno	49	2011-14
4. Victor Falcon	13	2015-17
Chase Allen	13	2023

## SPECIAL TEAMS

### Kickoffs

1. Daniel Portillo	179	2014-17
2. Hunter Duplessis	165	2017-21
3. Sean Ianno	157	2011-14
4. Tate Sandell	96	2022-23
5. Jared Sackett	83	2017-18, 2022

### Touchbacks

1. Daniel Portillo	62	2014-17
2. Hunter Duplessis	61	2017-21
3. Sean Ianno	49	2011-14
4. Tate Sandell	43	2022-23
5. Jared Sackett	33	2017-18, 2022

### Kickoff Returns

1. Brett Winnegan	68	2015-19
2. Kam Jones	43	2011-14
3. Matt Guidry	40	2016-18
4. Kenny Harrison	39	2011-14
5. Derrick Dick	26	2015

### Kickoff Return Yards

1. Brett Winnegan	1,515	2015-19
2. Kam Jones	989	2011-14
3. Kenny Harrison	969	2011-14
4. Matt Guidry	929	2016-18
5. Derrick Dick	592	2015

### Kickoff Return Average (min. 10 attempts)

1. Kenny Harrison	24.85	2011-14
2. Matt Guidry	23.23	2016-18
3. Kam Jones	23.00	2011-14
4. Derrick Dick	22.77	2015
5. Brett Winnegan	22.28	2015-19

### Punts

1. Lucas Dean	261	2019-23
2. Yannis Routsas	254	2015-18
3. Kristian Stern	172	2011-14
4. Josh Ward	61	2011-14
5. Daniel Portillo	4	2014-17

### Punting Average (min 40 attempts)

1. Lucas Dean	43.68	2019-23
2. Yannis Routsas	41.48	2015-18
3. Kristian Stern	40.77	2011-14
4. Josh Ward	34.13	2011-14

### Punt Returns

1. Sheldon Jones	65	2018-21
2. Kenny Harrison	43	2011-14
3. JaBryce Taylor	21	2015-16
Chris Carpenter	21	2022-23
5. Derrick Dick	16	2015

### Punt Return Average (min. 10 attempts)

1. Kenny Harrison	8.77	2011-14
2. Aaron Grubb	8.40	2012-15
3. Chris Carpenter	6.90	2022-23
4. Erik Brown	6.82	2011-12
5. Sheldon Jones	5.89	2018-21

### Blocked Kicks

1. Kevin Strong	2	2015-18
Charles Wort	2	2012
3. 15 players	1	—

## DEFENSE

### Total Tackles

1. Rashad Wisdom	315	2019-23
2. Triston Wade	293	2011-14
3. Jamal Ligon	285	2020-23
4. Josiah Tauaefa	257	2016-18
5. Trevor Harmanson	250	2019-22
6. Drew Douglas	242	2012-15
7. Nic Johnston	220	2011-14
8. Steven Kurfehs	214	2011-13
9. Michael Egwuagu	211	2013-16
10. Kelechi Nwachuku	210	2018-23

### Solo Tackles

1. Rashad Wisdom	228	2019-23
2. Triston Wade	169	2011-14
3. Jamal Ligon	137	2020-23
4. Corey Mayfield Jr.	134	2018-22
5. Trevor Harmanson	132	2019-22
6. Kelechi Nwachuku	131	2018-23
7. Josiah Tauaefa	121	2016-18
8. Nate Gaines	120	2014-17
9. Michael Egwuagu	115	2013-16
Steven Kurfehs	115	2011-13

### Assisted Tackles

1. Jamal Ligon	148	2020-23
2. Drew Douglas	144	2012-15
3. Josiah Tauaefa	136	2016-18
4. Triston Wade	124	2011-14
5. Trevor Harmanson	118	2019-22
6. Nic Johnston	109	2011-14
7. Brandon Reeves	104	2011-12
8. Steven Kurfehs	99	2011-13
9. La'Kel Bass	97	2016-17
10. Michael Egwuagu	96	2013-16

### Tackles For Loss

1. Marcus Davenport	38.0	2014-17
2. Trey Moore	35.5	2021-23
3. Clarence Hicks	31.0	2019-21
4. Kevin Strong Jr.	26.5	2015-18
5. Trevor Harmanson	26.0	2019-22
6. Jaylon Haynes	25.0	2017-21
7. Trumane Bell II	24.0	2019-23
8. Jason Neill	23.5	2011-15
9. Josiah Tauaefa	22.5	2016-18
Lorenzo Dantzler	22.5	2018-21

### Sacks

1. Marcus Davenport	22.0	2014-17
Trey Moore	22.0	2021-23
3. Jason Neill	14.0	2011-15
4. Trumane Bell II	13.5	2019-23
5. Clarence Hicks	12.5	2019-21
6. Josiah Tauaefa	11.5	2016-18
DeQuarius Henry	11.5	2017-21
8. Lorenzo Dantzler	11.0	2018-21
8. Cody Rogers	9.0	2011-14
9. Robert Singletary	8.5	2013-14

### Quarterback Hurries

1. Marcus Davenport	21	2014-17
2. Lorenzo Dantzler	20	2018-21
3. Jason Neill	17	2011-15
4. Clarence Hicks	16	2019-21
5. Jamal Ligon	15	2020-23
6. Cody Rogers	14	2011-14
Jaylon Haynes	14	2017-21
Brandon Matterson	14	2018-23
9. Josiah Tauaefa	13	2016-18
10. Trumane Bell II	12	2019-23

### Forced Fumbles

1. Triston Wade	8	2011-14
2. Nic Johnston	7	2011-14
3. Robert Singletary	6	2013-14
Marcus Davenport	6	2014-17
5. Eric Banks	5	2016-19
Jamal Ligon	5	2020-23
Rashad Wisdom	5	2019-23
8. DeQuarius Henry	4	2017-21
9. 10 players	3	—

## Fumble Recoveries

1. Triston Wade	6	2011-14
2. Nic Johnston	4	2011-14
La'Kel Bass	4	2015-17
Andrew Martel	4	2016-19
Lorenzo Dantzler	4	2018-21
6. Brandon Reeves	3	2011-12
Marcellus Mack	3	2011-14
Crosby Adams III	3	2011-14
Charles Wiley	3	2020-21
Dadrian Taylor	3	2018-22
Jamal Ligon	3	2020-23
Kelechi Nwachuku	3	2018-23
Ronald Triplette	3	2021-23
Donyai Taylor	3	2020-23

## Interceptions

1. Triston Wade	12	2011-14
2. Nate Gaines	8	2014-17
3. Corey Mayfield Jr.	7	2018-22
4. Michael Egwuagu	6	2013-16
Cassius Grady	6	2018-19
Bennett Okotcha	6	2013-15
7. Rashad Wisdom	5	2019-23
Clifford Chatman	5	2021-22
9. Erik Brown	4	2011-12
Nic Johnston	4	2011-14
Crosby Adams III	4	2011-14
Clayton Johnson	4	2017-19

## Interception Return Yards

1. Triston Wade	195	2011-14
2. Dadrian Taylor	182	2018-22
3. Rashad Wisdom	141	2019-23
4. Donyai Taylor	106	2020-23
5. Michael Egwuagu	98	2013-16
6. Trevor Baker	85	2014-15
7. Clifford Chatman	78	2021-23
8. Elliott Davison	76	2023
9. Corey Mayfield Jr.	73	2018-22
10. Kam Alexander	72	2023

## Interception Return Touchdowns

1. Dadrian Taylor	3	2018-22
2. Triston Wade	2	2011-14
Michael Egwuagu	2	2013-16
Rashad Wisdom	2	2019-23
5. Steven Kurfehs	1	2011-13
Jason Neill	1	2011-15
Devron Davis	1	2016-17
C.J. Levine	1	2015-18
Trevor Harmanson	1	2019-22
Corey Mayfield Jr.	1	2018-22

## Passes Defended

1. Triston Wade	35	2011-14
2. Corey Mayfield Jr.	34	2018-22
3. Bennett Okotcha	30	2013-15
4. Nate Gaines	21	2014-17
5. Michael Egwuagu	20	2013-16
Clifford Chatman	20	2021-22
7. Ken Robinson	19	2019-23
Rashad Wisdom	19	2019-23
9. Erik Brown	18	2011-12
Cassius Grady	18	2018-19

## Takeaways

1. Triston Wade	18	2011-14
2. Nate Gaines	9	2014-17
3. Nic Johnston	8	2013-16
Michael Egwuagu	8	2013-16
5. Crosby Adams III	7	2011-14
Bennett Okotcha	7	2013-15
Corey Mayfield Jr.	7	2018-22
Rashad Wisdom	7	2019-23
9. Cassius Grady	6	2018-19
Dadrian Taylor	6	2018-22

# « **OPPONENT SINGLE-GAME RECORDS** »

## **TEAM**

**Points:** 69, Oklahoma State, 9/19/15

**Touchdowns:** 9, Oklahoma State, 9/19/15; Louisiana Tech, 11/12/16; Baylor, 9/7/19

**First Downs:** 35, Western Kentucky, 10/9/21

**Rushing Attempts:** 65, Army, 9/15/23

**Rushing Yards:** 419, UAB, 11/3/18

**Rushing Touchdowns:** 5, Baylor, 9/7/19; Texas A&M, 11/2/19

**Passing Completions:** 42, Temple, 10/7/23

**Passing Attempts:** 65, Temple, 10/7/23

**Passing Yards:** 577, Western Kentucky, 12/3/21

**Passing Touchdowns:** 6, Oklahoma State, 9/7/13

**Total Plays:** 94, Temple, 10/7/23

**Total Offense:** 670, Western Kentucky, 10/9/21

**Third-Down Conversions:** 13 (of 21), Houston, 9/3/22

**Fourth-Down Conversions:** 6 (of 6), Army, 9/15/23

**Turnovers:** 6, Houston, 8/29/14

**Tackles For Loss:** 15, Arizona State, 9/1/18

**Sacks:** 9, Arizona State, 9/1/18

**Forced Fumbles:** 4, San Jose State, 10/20/12; Oklahoma State, 9/19/15

**Fumble Recoveries:** 5, San Jose State, 10/20/12; Oklahoma State, 9/19/15

**Interceptions:** 4, Houston, 9/28/13; FIU, 11/10/18

**Passes Defended:** 10, Marshall, 10/5/13

**Safeties:** 1, Sam Houston State, 10/1/11; Colorado State, 9/26/15

**Extra Points:** 9 (of 9), Oklahoma State, 9/19/15; 9 (of 9), Louisiana Tech, 11/12/16; 9 (of 9), Baylor, 9/7/19

**Field Goals:** 4, Arizona, 9/4/14; North Texas, 11/29/14; Southern Miss, 10/17/15; Arizona State, 9/16/16; UAB, 10/12/19; Louisiana Tech, 10/24/20

**Kickoffs:** 12, Oklahoma State, 9/19/15

**Touchbacks:** 8, Baylor, 9/7/19; Army, 9/15/23; Tennessee, 9/23/23

**Kickoff Returns:** 8 (4x), last, Southern Miss, 10/8/16

**Kickoff Return Yards:** 185, UTEP, 11/14/20

**Punts:** 10 (4x) last Rice, 10/16/21

**Punt Returns:** 6, Sam Houston State, 10/1/11

**Punt Return Yards:** 149, Texas State, 9/12/20

**Blocked Kicks:** 2, McMurry, 9/10/11

**Penalties:** 15 (for 157), Louisiana Tech, 11/3/12

## **INDIVIDUAL**

**Points:** 18, (6x), last, Bijan Robinson, Texas, 9/17/22

**Touchdowns:** 3, (6x), last, Bijan Robinson, Texas, 9/17/22

**Rushing Attempts:** 30, Nick Wilson, Arizona, 9/4/14; Jasen Oden, Colorado State, 9/26/15

**Rushing Yards:** 217, Isaiah Spiller, Texas A&M, 11/2/19

**Longest Rush:** 89 (TD), Ito Smith, Southern Miss, 10/7/17

**Rushing Touchdowns:** 3, Kenneth Dixon, Louisiana Tech, 11/3/12; Isaiah Spiller, Texas A&M, 11/2/19; Bijan Robinson, Texas, 9/17/22

**Passing Completions:** 42, E.J. Warner, Temple, 10/7/23

**Passing Attempts:** 65, E.J. Warner, Temple, 10/7/23

**Passing Yards:** 577, Bailey Zappe, Western Kentucky, 12/3/21

**Longest Passing Completion:** 85 (TD), Anu Solomon to Cayleb Jones, Arizona, 9/4/14

**Passing Touchdowns:** 5, Brandon Doughty, WKU, 11/22/14; Bailey Zappe, WKU, 10/9/21; E.J. Warner, Temple, 10/7/23

**Total Offense:** 577, Bailey Zappe, WKU, 12/3/21

**Receptions:** 16, Jerreth Sterns, WKU, 10/9/21

**Receiving Yards:** 195, Jerreth Sterns, WKU, 10/9/21

**Receiving Touchdowns:** 2, Denzel Mims, Baylor, 9/7/19; Marcell Barbee, Texas State, 9/12/20; Gerrit Prince, UAB, 10/3/20; Jerreth Sterns, WKU, 10/9/21; Jerreth Sterns, WKU, 12/3/21; Mitchell Tinsley, WKU, 12/3/21; Nathaniel Dell, Houston, 9/3/22; David Martin-Robinson, Temple, 10/7/23; Chris Brazzell II, Tulane, 11/24/23

**Tackles:** 18, Trey Baldwin, Louisiana Tech, 10/24/20

**Tackles For Loss:** 4.5, Larry Ogunjobi, Charlotte, 11/14/15; Myles Garrett, Texas A&M, 11/19/16

**Sacks:** 4.5, Myles Garrett, Texas A&M, 11/19/16

**Forced Fumbles:** 2, (3x), last Nick Gathrite, UTEP, 10/25/14

**Fumble Recoveries:** 2, Bene Benwikere, San Jose State, 10/20/12; Deric Robertson, Oklahoma State, 9/19/15

**Interceptions:** 2, Kenneth Jenkins, Sam Houston State, 10/1/11; Terrell Pinson, Louisiana Tech, 10/18/14; Decor Patterson, Middle Tennessee, 9/30/22; Malik Fleming, Houston, 9/2/23

**Longest Interception Return:** 96 (TD), William Jackson, Houston, 9/28/13

**Interception Touchdowns:** 1, (13x), last, Dontavius Nash, East Carolina, 10/28/23

**Extra Points:** 8 (of 8), Ben Grogan, Oklahoma State, 9/7/13 & 9/19/15; Jonathan Barnes, Louisiana Tech, 11/12/16

**Field Goals:** 4, (6x), last, Jacob Barnes, Louisiana Tech, 10/24/20

**Longest Field Goal:** 54, Zane Gonzalez, Arizona State, 9/16/16

**Kickoffs:** 10, Ben Grogan, Oklahoma State, 9/19/15; Jonathan Barnes, Louisiana Tech, 11/12/16

**Touchbacks:** 9, Nick Vogel, UAB, 11/3/18

**Kickoff Returns:** 7, Stanley Johnson, Bacone, 9/24/11

**Kickoff Return Yards:** 167, Walter Dawn, UTEP, 11/14/20

**Longest Kickoff Return:** 100 (TD), Autrey Golden, UTEP, 9/21/13

**Punts:** 10 (2x) last Charlie Mendez, Rice, 10/16/21

**Longest Punt:** 74, Marcus Ripley, Texas State, 9/23/17

**Punt Returns:** 5, Brandon Closner, Sam Houston State, 10/1/11

**Punt Return Yards:** 149, Jeremiah Haydel, Texas State, 9/12/20

**Longest Punt Return:** 91, Jeremiah Haydel, Texas State, 9/12/20

**Blocked Kicks:** 1, (13x) last, Jourdan Thomas, Tennessee, 9/23/23

# « ALAMODOME SINGLE-GAME RECORDS »

## TEAM

NOTE: UTSA games only

**Points:** 59, Houston vs. UTSA, 9/28/13

**Touchdowns:** 8, UTSA vs. Bacone, 9/24/11; Oklahoma State vs. UTSA, 9/7/13; Houston vs. UTSA, 9/28/13

**First Downs:** 32, UTSA vs. North Texas, 10/22/22; North Texas vs. UTSA, 12/2/22; UTSA vs. South Florida, 11/17/23

**Rushing Attempts:** 65, Army vs. UTSA, 9/15/23

**Rushing Yards:** 443, UTSA vs. North Texas, 11/28/20

**Rushing Touchdowns:** 6, UTSA vs. Northwestern Oklahoma State, 9/22/12; UTSA vs. Southern Miss, 10/8/16

**Passing Completions:** 36, UTSA vs. Houston, 9/28/13; Western Kentucky vs. UTSA, 12/3/21

**Passing Attempts:** 60, Western Kentucky vs. UTSA, 12/3/21

**Passing Yards:** 577, Western Kentucky vs. UTSA, 12/3/21

**Passing Touchdowns:** 6, Oklahoma State vs. UTSA, 9/7/13

**Total Plays:** 94, UTSA vs. North Texas, 10/22/22

**Total Offense:** 643, UTSA vs. South Florida, 11/17/23

**Turnovers:** 6, UTSA vs. Houston, 9/28/13

**Sacks:** 7, UTSA vs. Texas State, 9/9/23

**Interceptions:** 4, FIU vs. UTSA, 11/10/18

**Forced Fumbles:** 6, UTSA vs. FIU, 10/11/14

**Fumble Recoveries:** 5, San Jose State vs. UTSA, 10/20/12

**Extra Points:** 8, UTSA vs. Bacone, 9/24/11; Oklahoma State vs. UTSA, 9/7/13; Houston vs. UTSA, 9/28/13

**Field Goals:** 4, UTSA vs. Bacone, 9/24/11; Arizona vs. UTSA, 9/4/14; UTSA vs. Southern Miss, 11/13/14; Arizona State vs. UTSA, 9/16/16; UAB vs. UTSA, 10/12/19; Louisiana Tech vs. UTSA, 10/24/20

**Kickoffs:** 11, UTSA vs. Bacone, 9/24/11

**Touchbacks:** 8, Army vs. UTSA, 9/15/23

**Punts:** 11, UTSA vs. UTEP, 10/25/14

**Blocked Kicks:** 2, McMurry vs. UTSA, 9/10/11

**Penalties:** 15, UTSA vs. Northwestern Oklahoma State, 9/22/12

**Penalty Yards:** 145, UTSA vs. UIW, 8/31/19

## INDIVIDUAL

**Touchdowns:** 3, Kenny Bias, UTSA vs. Oklahoma State, 9/7/13; Jalen Rhodes, UTSA vs. Southern Miss, 10/8/16; Walter Dawn, UTEP vs. UTSA, 10/22/16; Sincere McCormick, UTSA vs. Louisiana Tech, 10/24/20; De'Corian Clark, UTSA vs. Texas Southern, 9/24/22; Zakhari Franklin, UTSA vs. North Texas, 12/2/22; Frank Harris vs. South Florida, 11/17/23

**Rushing Attempts:** 37, Sincere McCormick, UTSA vs. Louisiana Tech, 10/24/20

**Rushing Yards:** 251, Sincere McCormick, UTSA vs. North Texas, 11/28/20

**Longest Rush:** 92, Jarveon Williams, UTSA vs. Southern Miss, 10/8/16

**Rushing Touchdowns:** 3, Jalen Rhodes, UTSA vs. Southern Miss, 10/8/16; Frank Harris vs. South Florida, 11/17/23

**Passing Completions:** 36, Bailey Zappe, Western Kentucky vs. UTSA, 12/3/21

**Passing Attempts:** 60, Bailey Zappe, Western Kentucky vs. UTSA, 12/3/21

**Passing Yards:** 577, Bailey Zappe, Western Kentucky vs. UTSA, 12/3/21

**Longest Passing Completion:** 85 (TD), Anu Solomon to Cayleb Jones, Arizona vs. UTSA, 9/4/14

**Passing Touchdowns:** 4 (8x), last Frank Harris, UTSA vs. South Florida, 11/17/23

**Receptions:** 13, Trent Taylor, Louisiana Tech vs. UTSA, 10/10/15

**Receiving Yards:** 217, De'Corian Clark, UTSA vs. Texas Southern, 9/24/22

**Longest Reception:** 85 (TD), Cayleb Jones, Arizona vs. UTSA, 9/4/14

**Receiving Touchdowns:** 3, De'Corian Clark, UTSA vs. Texas Southern, 9/24/22; Zakhari Franklin, UTSA vs. North Texas, 12/2/22

**Tackles:** 19, Jamal Ligon, UTSA vs. Middle Tennessee, 9/25/20

**Tackles For Loss:** 4.5, Robert Singletary, UTSA vs. FIU, 10/11/14

**Sacks:** 4, Marlon Smith, UTSA vs. McMurry, 9/10/11

**Longest Fumble Return:** 59, Michael Egwuagu, UTSA vs. North Texas, 10/29/16

**Interceptions:** 2, Clayton Johnson, UTSA vs. Rice, 10/21/17

**Longest Interception Return:** 96 (TD), William Jackson, Houston vs. UTSA, 9/28/13

**Interception Touchdowns:** 1 (14x), last, Dontavius Nash, East Carolina vs. UTSA, 10/28/23

**Extra Points:** 8 (of 8), Ben Grogan, Oklahoma State vs. UTSA, 9/7/13

**Field Goals:** 4, Sean Ianno, UTSA vs. Bacone, 9/24/11; Casey Skowron, Arizona vs. UTSA, 9/4/14; Sean Ianno, UTSA vs. Southern Miss, 11/13/14; Zane Gonzalez, Arizona State vs. UTSA, 9/16/16; Nick Vogel, UAB vs. UTSA, 10/12/19; Jonathan Barnes, Louisiana Tech vs. UTSA, 10/24/20

**Longest Field Goal:** 54, Zane Gonzalez, Arizona State vs. UTSA, 9/16/16

**Kickoffs:** 10, Sean Ianno, UTSA vs. Bacone, 9/24/11

**Touchbacks:** 8, Cole Talley, Army vs. UTSA, 9/15/23

**Kickoff Returns:** 8, Kam Jones, UTSA vs. Oklahoma State, 9/7/13; Tez Parks, Southern Miss vs. UTSA, 10/8/16

**Longest Kickoff Return:** 97, Chris Carpenter, UTSA vs. Texas Southern, 9/24/22

**Punts:** 11, Kristian Stern, UTSA vs. UTEP, 10/25/14

**Longest Punt:** 76, Lucas Dean, UTSA vs. Texas Southern, 9/24/22

**Punting Average:** 60.5, Lucas Dean, UTSA vs. Texas Southern, 9/24/22

**Punt Returns:** 7, JaBryce Taylor, UTSA vs. Alabama State, 9/3/16

**Longest Punt Return:** 79 (TD), Kenny Harrison, UTSA vs. Texas State, 11/24/12

# « YEAR-BY-YEAR RESULTS »



**Larry Coker**  
**2011-15** (5 Seasons)  
**Overall:** 26-32 (.448)  
**Conference:** 15-15 (.500)

### 2011 — 4-6 (FCS Independent)

9/3 \_\_\_\_\_ Northeastern State \_\_\_\_\_ W, 31-3  
 9/10 \_\_\_\_\_ McMurry \_\_\_\_\_ L, 21-24  
 9/17 \_\_\_\_\_ at Southern Utah \_\_\_\_\_ L, 22-45  
 9/24 \_\_\_\_\_ Bacone~ \_\_\_\_\_ W, 54-7  
 10/1 \_\_\_\_\_ at #16 Sam Houston State \_\_\_\_\_ L, 7-22  
 10/8 \_\_\_\_\_ South Alabama \_\_\_\_\_ L, 27-30 (2OT)  
 10/15 \_\_\_\_\_ at UC Davis \_\_\_\_\_ L, 17-38  
 10/29 \_\_\_\_\_ Georgia State \_\_\_\_\_ W, 17-14 (OT)  
 11/12 \_\_\_\_\_ at McNeese State \_\_\_\_\_ L, 21-24  
 11/19 \_\_\_\_\_ Minot State \_\_\_\_\_ W, 49-7

### 2012 — 8-4 (3-3 Western Athletic Conference)

9/1 \_\_\_\_\_ at South Alabama \_\_\_\_\_ W, 33-31  
 9/8 \_\_\_\_\_ Texas A&M-Commerce \_\_\_\_\_ W, 27-16  
 9/15 \_\_\_\_\_ at Georgia State \_\_\_\_\_ W, 38-14  
 9/22 \_\_\_\_\_ Northwestern Oklahoma State \_\_\_\_\_ W, 56-3  
 9/29 \_\_\_\_\_ at New Mexico State\* \_\_\_\_\_ W, 35-14  
 10/13 \_\_\_\_\_ at Rice \_\_\_\_\_ L, 14-34  
 10/20 \_\_\_\_\_ San Jose State\*~ \_\_\_\_\_ L, 24-52  
 10/27 \_\_\_\_\_ Utah State\* \_\_\_\_\_ L, 17-48  
 11/3 \_\_\_\_\_ at #22 Louisiana Tech\* \_\_\_\_\_ L, 27-51  
 11/10 \_\_\_\_\_ McNeese State \_\_\_\_\_ W, 31-24  
 11/17 \_\_\_\_\_ at Idaho\* \_\_\_\_\_ W, 34-27  
 11/24 \_\_\_\_\_ Texas State\* \_\_\_\_\_ W, 38-31

### 2013 — 7-5 (6-2 Conference USA)

8/31 \_\_\_\_\_ at New Mexico \_\_\_\_\_ W, 21-13  
 9/7 \_\_\_\_\_ #13 Oklahoma State \_\_\_\_\_ L, 35-56  
 9/14 \_\_\_\_\_ at Arizona \_\_\_\_\_ L, 13-38  
 9/21 \_\_\_\_\_ at UTEP\* \_\_\_\_\_ W, 32-13  
 9/28 \_\_\_\_\_ Houston \_\_\_\_\_ L, 28-59  
 10/5 \_\_\_\_\_ at Marshall\* \_\_\_\_\_ L, 10-34  
 10/12 \_\_\_\_\_ Rice\* \_\_\_\_\_ L, 21-27  
 10/26 \_\_\_\_\_ UAB\*~ \_\_\_\_\_ W, 52-31  
 11/2 \_\_\_\_\_ at Tulsa\* \_\_\_\_\_ W, 34-15  
 11/9 \_\_\_\_\_ Tulane\* \_\_\_\_\_ W, 10-7  
 11/23 \_\_\_\_\_ at North Texas\* \_\_\_\_\_ W, 21-13  
 11/30 \_\_\_\_\_ Louisiana Tech\* \_\_\_\_\_ W, 30-10

### 2014 — 4-8 (3-5 Conference USA)

8/29 \_\_\_\_\_ at Houston \_\_\_\_\_ W, 27-7  
 9/4 \_\_\_\_\_ Arizona \_\_\_\_\_ L, 23-26  
 9/13 \_\_\_\_\_ at Oklahoma State \_\_\_\_\_ L, 13-43  
 9/27 \_\_\_\_\_ at Florida Atlantic\* \_\_\_\_\_ L, 37-41  
 10/4 \_\_\_\_\_ New Mexico \_\_\_\_\_ L, 9-21  
 10/11 \_\_\_\_\_ FIU\*~ \_\_\_\_\_ W, 16-13  
 10/18 \_\_\_\_\_ at Louisiana Tech\* \_\_\_\_\_ L, 20-27  
 10/25 \_\_\_\_\_ UTEP\* \_\_\_\_\_ L, 0-34  
 11/8 \_\_\_\_\_ at Rice\* \_\_\_\_\_ L, 7-17  
 11/13 \_\_\_\_\_ Southern Miss\* \_\_\_\_\_ W, 12-10  
 11/22 \_\_\_\_\_ at WKU\* \_\_\_\_\_ L, 7-45  
 11/29 \_\_\_\_\_ North Texas\* \_\_\_\_\_ W, 34-27

### 2015 — 3-9 (3-5 Conference USA)

9/3 \_\_\_\_\_ at #22 Arizona \_\_\_\_\_ L, 32-42  
 9/12 \_\_\_\_\_ Kansas State \_\_\_\_\_ L, 3-30  
 9/19 \_\_\_\_\_ at #25 Oklahoma State \_\_\_\_\_ L, 14-69  
 9/26 \_\_\_\_\_ Colorado State \_\_\_\_\_ L, 31-33  
 10/3 \_\_\_\_\_ at UTEP\* \_\_\_\_\_ W, 25-6  
 10/10 \_\_\_\_\_ Louisiana Tech\* \_\_\_\_\_ L, 31-34  
 10/17 \_\_\_\_\_ at Southern Miss\* \_\_\_\_\_ L, 10-32  
 10/31 \_\_\_\_\_ at North Texas\* \_\_\_\_\_ L, 23-30  
 11/7 \_\_\_\_\_ Old Dominion\*~ \_\_\_\_\_ L, 31-36  
 11/14 \_\_\_\_\_ at Charlotte\* \_\_\_\_\_ W, 30-27 (OT)  
 11/21 \_\_\_\_\_ Rice\* \_\_\_\_\_ W, 34-24  
 11/28 \_\_\_\_\_ Middle Tennessee\* \_\_\_\_\_ L, 7-42



**Frank Wilson**  
**2016-19** (4 Seasons)  
**Overall:** 19-29 (.396)  
**Conference:** 13-19 (.406)

### 2016 — 6-7 (5-3 Conference USA)

9/3 \_\_\_\_\_ Alabama State \_\_\_\_\_ W, 26-13  
 9/10 \_\_\_\_\_ at Colorado State \_\_\_\_\_ L, 14-23  
 9/16 \_\_\_\_\_ Arizona State \_\_\_\_\_ L, 28-32  
 9/24 \_\_\_\_\_ at Old Dominion\* \_\_\_\_\_ L, 19-33  
 10/8 \_\_\_\_\_ Southern Miss\* \_\_\_\_\_ W, 55-32  
 10/15 \_\_\_\_\_ at Rice\* \_\_\_\_\_ W, 14-13  
 10/22 \_\_\_\_\_ UTEP\*~ \_\_\_\_\_ L, 49-52 (5OT)  
 10/29 \_\_\_\_\_ North Texas\* \_\_\_\_\_ W, 31-17  
 11/5 \_\_\_\_\_ at Middle Tennessee\* \_\_\_\_\_ W, 45-25  
 11/12 \_\_\_\_\_ at Louisiana Tech\* \_\_\_\_\_ L, 35-63  
 11/19 \_\_\_\_\_ at #22 Texas A&M \_\_\_\_\_ L, 10-23  
 11/26 \_\_\_\_\_ Charlotte\* \_\_\_\_\_ W, 33-14  
 12/17 \_\_\_\_\_ at New Mexico^ \_\_\_\_\_ L, 20-23  
 ^ New Mexico Bowl (Albuquerque, N.M.)

### 2017 — 6-5 (3-5 Conference USA)

9/9 \_\_\_\_\_ at Baylor \_\_\_\_\_ W, 17-10  
 9/16 \_\_\_\_\_ Southern \_\_\_\_\_ W, 51-17  
 9/23 \_\_\_\_\_ at Texas State \_\_\_\_\_ W, 44-14  
 10/7 \_\_\_\_\_ Southern Miss\* \_\_\_\_\_ L, 29-31  
 10/14 \_\_\_\_\_ at North Texas\* \_\_\_\_\_ L, 26-29  
 10/21 \_\_\_\_\_ Rice\*~ \_\_\_\_\_ W, 20-7  
 10/28 \_\_\_\_\_ at UTEP\* \_\_\_\_\_ W, 31-14  
 11/4 \_\_\_\_\_ at FIU\* \_\_\_\_\_ L, 7-14  
 11/11 \_\_\_\_\_ UAB\* \_\_\_\_\_ L, 19-24  
 11/18 \_\_\_\_\_ Marshall\* \_\_\_\_\_ W, 9-7  
 11/25 \_\_\_\_\_ Louisiana Tech\* \_\_\_\_\_ L, 6-20

### 2018 — 3-9 (2-6 Conference USA)

9/1 \_\_\_\_\_ at Arizona State \_\_\_\_\_ L, 7-49  
 9/8 \_\_\_\_\_ Baylor \_\_\_\_\_ L, 20-37  
 9/15 \_\_\_\_\_ at Kansas State \_\_\_\_\_ L, 17-41  
 9/22 \_\_\_\_\_ Texas State \_\_\_\_\_ W, 25-21  
 9/29 \_\_\_\_\_ UTEP\* \_\_\_\_\_ W, 30-21  
 10/6 \_\_\_\_\_ at Rice\* \_\_\_\_\_ W, 20-3  
 10/13 \_\_\_\_\_ Louisiana Tech\*~ \_\_\_\_\_ L, 3-31  
 10/20 \_\_\_\_\_ at Southern Miss\* \_\_\_\_\_ L, 17-27  
 11/3 \_\_\_\_\_ at UAB\* \_\_\_\_\_ L, 3-52  
 11/10 \_\_\_\_\_ FIU\* \_\_\_\_\_ L, 7-45  
 11/17 \_\_\_\_\_ at Marshall\* \_\_\_\_\_ L, 0-23  
 11/24 \_\_\_\_\_ North Texas\* \_\_\_\_\_ L, 21-24

### 2019 — 4-8 (3-5 Conference USA)

8/31 \_\_\_\_\_ UIW \_\_\_\_\_ W, 35-7  
 9/7 \_\_\_\_\_ at Baylor \_\_\_\_\_ L, 14-63  
 9/14 \_\_\_\_\_ Army \_\_\_\_\_ L, 13-31  
 9/21 \_\_\_\_\_ at North Texas\* \_\_\_\_\_ L, 3-45  
 10/5 \_\_\_\_\_ at UTEP\* \_\_\_\_\_ W, 26-16  
 10/12 \_\_\_\_\_ UAB\* \_\_\_\_\_ L, 14-33  
 10/19 \_\_\_\_\_ Rice\*~ \_\_\_\_\_ W, 31-27  
 11/2 \_\_\_\_\_ at Texas A&M \_\_\_\_\_ L, 14-45  
 11/9 \_\_\_\_\_ at Old Dominion\* \_\_\_\_\_ W, 24-23  
 11/16 \_\_\_\_\_ Southern Miss\* \_\_\_\_\_ L, 17-36  
 11/23 \_\_\_\_\_ Florida Atlantic\* \_\_\_\_\_ L, 26-40  
 11/30 \_\_\_\_\_ at Louisiana Tech\* \_\_\_\_\_ L, 24-41



**Jeff Traylor**  
**2020-23** (4 Seasons)  
**Overall:** 39-14 (.736)  
**Conference:** 27-4 (.871)

### 2020 — 7-5 (5-2 Conference USA)

9/12 \_\_\_\_\_ at Texas State \_\_\_\_\_ W, 51-48 (2OT)  
 9/19 \_\_\_\_\_ Stephen F. Austin \_\_\_\_\_ W, 24-10  
 9/25 \_\_\_\_\_ Middle Tennessee\* \_\_\_\_\_ W, 37-35  
 10/3 \_\_\_\_\_ at UAB\* \_\_\_\_\_ L, 13-21  
 10/10 \_\_\_\_\_ at #15 BYU \_\_\_\_\_ L, 20-27  
 10/17 \_\_\_\_\_ Army \_\_\_\_\_ L, 16-28  
 10/24 \_\_\_\_\_ Louisiana Tech\* \_\_\_\_\_ W, 27-26  
 10/31 \_\_\_\_\_ at Florida Atlantic\* \_\_\_\_\_ L, 3-24  
 11/14 \_\_\_\_\_ UTEP\*~ \_\_\_\_\_ W, 52-21  
 11/21 \_\_\_\_\_ at Southern Miss\* \_\_\_\_\_ W, 23-20  
 11/28 \_\_\_\_\_ North Texas\* \_\_\_\_\_ W, 49-17  
 12/26 \_\_\_\_\_ vs. #16 Louisiana^ \_\_\_\_\_ L, 24-31  
 ^ First Responder Bowl (Dallas, Texas)

### 2021 — 12-2 (7-1 Conference USA)

9/4 \_\_\_\_\_ at Illinois \_\_\_\_\_ W, 37-30  
 9/11 \_\_\_\_\_ Lamar \_\_\_\_\_ W, 54-0  
 9/18 \_\_\_\_\_ Middle Tennessee\* \_\_\_\_\_ W, 27-13  
 9/25 \_\_\_\_\_ at Memphis \_\_\_\_\_ W, 31-28  
 10/2 \_\_\_\_\_ UNLV \_\_\_\_\_ W, 24-17  
 10/9 \_\_\_\_\_ at Western Kentucky\* \_\_\_\_\_ W, 52-46  
 10/16 \_\_\_\_\_ Rice\*~ \_\_\_\_\_ W, 45-0  
 10/23 \_\_\_\_\_ at Louisiana Tech\* \_\_\_\_\_ W, 45-16  
 11/6 \_\_\_\_\_ at UTEP\* \_\_\_\_\_ W, 44-23  
 11/13 \_\_\_\_\_ Southern Miss\* \_\_\_\_\_ W, 27-17  
 11/20 \_\_\_\_\_ UAB\* \_\_\_\_\_ W, 34-31  
 11/27 \_\_\_\_\_ at North Texas\* \_\_\_\_\_ L, 23-45  
 12/3 \_\_\_\_\_ Western Kentucky \$ \_\_\_\_\_ W, 49-41  
 12/21 \_\_\_\_\_ vs. #24 San Diego State ^ \_\_\_\_\_ L, 24-38  
 \$ C-USA Championship Game (San Antonio)  
 ^ Frisco Bowl (Frisco, Texas)

### 2022 — 11-3 (8-0 Conference USA)

9/3 \_\_\_\_\_ #24 Houston \_\_\_\_\_ L, 35-37 (3OT)  
 9/10 \_\_\_\_\_ at Army \_\_\_\_\_ W, 41-38 (OT)  
 9/17 \_\_\_\_\_ at #20 Texas \_\_\_\_\_ L, 20-41  
 9/24 \_\_\_\_\_ Texas Southern \_\_\_\_\_ W, 52-24  
 9/30 \_\_\_\_\_ at Middle Tennessee\* \_\_\_\_\_ W, 45-30  
 10/8 \_\_\_\_\_ Western Kentucky\* \_\_\_\_\_ W, 31-28  
 10/14 \_\_\_\_\_ at FIU\* \_\_\_\_\_ W, 30-10  
 10/22 \_\_\_\_\_ North Texas\*~ \_\_\_\_\_ W, 31-27  
 11/5 \_\_\_\_\_ at UAB\* \_\_\_\_\_ W, 44-38 (2OT)  
 11/12 \_\_\_\_\_ Louisiana Tech\* \_\_\_\_\_ W, 51-7  
 11/19 \_\_\_\_\_ at Rice\* \_\_\_\_\_ W, 41-7  
 11/26 \_\_\_\_\_ UTEP\* \_\_\_\_\_ W, 34-31  
 12/2 \_\_\_\_\_ North Texas \$ \_\_\_\_\_ W, 48-27  
 12/16 \_\_\_\_\_ vs. #23 Troy ^ \_\_\_\_\_ L, 12-18  
 \$ C-USA Championship Game (San Antonio)  
 ^ Cure Bowl (Orlando, Fla.)

### 2023 — 9-4 (7-1 American Athletic Conference)

9/2 \_\_\_\_\_ at Houston \_\_\_\_\_ L, 14-17  
 9/9 \_\_\_\_\_ Texas State \_\_\_\_\_ W, 20-13  
 9/15 \_\_\_\_\_ Army \_\_\_\_\_ L, 29-37  
 9/23 \_\_\_\_\_ at #20 Tennessee \_\_\_\_\_ L, 14-45  
 10/7 \_\_\_\_\_ at Temple\* \_\_\_\_\_ W, 49-34  
 10/14 \_\_\_\_\_ UAB\* \_\_\_\_\_ W, 41-20  
 10/21 \_\_\_\_\_ at Florida Atlantic\* \_\_\_\_\_ W, 36-10  
 10/28 \_\_\_\_\_ East Carolina\*~ \_\_\_\_\_ W, 41-27  
 11/4 \_\_\_\_\_ at North Texas\* \_\_\_\_\_ W, 37-29  
 11/11 \_\_\_\_\_ Rice\* \_\_\_\_\_ W, 34-14  
 11/17 \_\_\_\_\_ South Florida\* \_\_\_\_\_ W, 49-21  
 11/24 \_\_\_\_\_ at #18 Tulane\* \_\_\_\_\_ L, 16-29  
 12/19 \_\_\_\_\_ vs. Marshall^ \_\_\_\_\_ W, 35-17  
 ^ Frisco Bowl (Frisco, Texas)

\* conference game  
 ~ Homecoming

**ALL-TIME RECORD**  
**Overall: 84-75 • Home: 49-30 • Road: 34-42 • Neutral: 1-3**

# « ALL-TIME SERIES RESULTS »

## Alabama State (1-0)

H: 1-0 | A: 0-0

9/3/16 \_\_\_\_\_ San Antonio, Texas \_\_\_\_\_ W, 26-13

## Arizona (0-3)

H: 0-1 | A: 0-2

9/14/13 \_\_\_\_\_ Tucson, Ariz. \_\_\_\_\_ L, 13-38

9/4/14 \_\_\_\_\_ San Antonio, Texas \_\_\_\_\_ L, 23-26

9/3/15 \_\_\_\_\_ Tucson, Ariz. \_\_\_\_\_ L, 32-42

## Arizona State (0-2)

H: 0-1 | A: 0-1

9/16/16 \_\_\_\_\_ San Antonio, Texas \_\_\_\_\_ L, 28-32

9/1/18 \_\_\_\_\_ Tempe, Ariz. \_\_\_\_\_ L, 7-49

## Army (1-3)

H: 0-3 | A: 1-0

9/14/19 \_\_\_\_\_ San Antonio, Texas \_\_\_\_\_ L, 13-31

10/17/20 \_\_\_\_\_ San Antonio, Texas \_\_\_\_\_ L, 16-28

9/10/22 \_\_\_\_\_ West Point, N.Y. \_\_\_\_\_ W, 41-38 (OT)

9/15/23 \_\_\_\_\_ San Antonio, Texas \_\_\_\_\_ L, 29-37

## Bacone (1-0)

H: 1-0 | A: 0-0

9/24/11 \_\_\_\_\_ San Antonio, Texas \_\_\_\_\_ W, 54-7

## Baylor (1-2)

H: 0-1 | A: 1-1

9/9/17 \_\_\_\_\_ Waco, Texas \_\_\_\_\_ W, 17-10

9/8/18 \_\_\_\_\_ San Antonio, Texas \_\_\_\_\_ L, 20-37

9/7/19 \_\_\_\_\_ Waco, Texas \_\_\_\_\_ L, 14-63

## BYU (0-1)

A: 0-1

10/10/20 \_\_\_\_\_ Provo, Utah \_\_\_\_\_ L, 20-27

## Charlotte (2-0)

H: 1-0 | A: 1-0

11/14/15 \_\_\_\_\_ Charlotte, N.C. \_\_\_\_\_ W, 30-27 (OT)

11/26/16 \_\_\_\_\_ San Antonio, Texas \_\_\_\_\_ W, 33-14

## Colorado State (0-2)

H: 0-1 | A: 0-1

9/26/15 \_\_\_\_\_ San Antonio, Texas \_\_\_\_\_ L, 31-33

9/10/16 \_\_\_\_\_ Fort Collins, Colo. \_\_\_\_\_ L, 14-23

## East Carolina (1-0)

H: 1-0 | A: 0-0

10/28/23 \_\_\_\_\_ San Antonio, Texas \_\_\_\_\_ W, 41-27

## FIU (2-2)

H: 1-1 | A: 1-1

10/11/14 \_\_\_\_\_ San Antonio, Texas \_\_\_\_\_ W, 16-13

11/4/17 \_\_\_\_\_ Miami, Fla. \_\_\_\_\_ L, 7-14

11/10/18 \_\_\_\_\_ San Antonio, Texas \_\_\_\_\_ L, 7-45

10/14/22 \_\_\_\_\_ Miami, Fla. \_\_\_\_\_ W, 30-10

## Florida Atlantic (1-3)

H: 0-1 | A: 1-2

9/27/13 \_\_\_\_\_ Boca Raton, Fla. \_\_\_\_\_ L, 37-41

11/23/19 \_\_\_\_\_ San Antonio, Texas \_\_\_\_\_ L, 26-40

10/31/20 \_\_\_\_\_ Boca Raton, Fla. \_\_\_\_\_ L, 3-24

10/21/23 \_\_\_\_\_ Boca Raton, Fla. \_\_\_\_\_ W, 36-10

## Georgia State (2-0)

H: 1-0 | A: 1-0

10/29/11 \_\_\_\_\_ San Antonio, Texas \_\_\_\_\_ W, 17-14 (OT)

9/15/12 \_\_\_\_\_ Atlanta, Ga. \_\_\_\_\_ W, 38-14

## Houston (1-3)

H: 0-2 | A: 1-1

9/28/13 \_\_\_\_\_ San Antonio, Texas \_\_\_\_\_ L, 28-59

8/29/14 \_\_\_\_\_ Houston, Texas \_\_\_\_\_ W, 27-7

9/3/22 \_\_\_\_\_ San Antonio, Texas \_\_\_\_\_ L, 35-37 (3OT)

9/2/23 \_\_\_\_\_ Houston, Texas \_\_\_\_\_ L, 14-17

## Idaho (1-0)

H: 0-0 | A: 1-0

11/17/12 \_\_\_\_\_ Moscow, Idaho \_\_\_\_\_ W, 34-27

## Illinois (1-0)

H: 0-0 | A: 1-0

9/4/21 \_\_\_\_\_ Champaign, Ill. \_\_\_\_\_ W, 37-30

## Kansas State (0-2)

H: 0-1 | A: 0-1

9/12/15 \_\_\_\_\_ San Antonio, Texas \_\_\_\_\_ L, 3-30

9/15/18 \_\_\_\_\_ Manhattan, Kan. \_\_\_\_\_ L, 17-41

## Lamar (1-0)

H: 1-0 | A: 0-0

9/11/21 \_\_\_\_\_ San Antonio, Texas \_\_\_\_\_ W, 54-0

## Louisiana (0-1)

N: 0-1

12/26/20 \_\_\_\_\_ Dallas, Texas \_\_\_\_\_ L, 24-31

## Louisiana Tech (4-7)

H: 3-2 | A: 1-5

11/3/12 \_\_\_\_\_ Ruston, La. \_\_\_\_\_ L, 27-51

11/30/13 \_\_\_\_\_ San Antonio, Texas \_\_\_\_\_ W, 30-10

10/18/14 \_\_\_\_\_ Ruston, La. \_\_\_\_\_ L, 20-27

10/10/15 \_\_\_\_\_ San Antonio, Texas \_\_\_\_\_ L, 31-34

11/12/16 \_\_\_\_\_ Ruston, La. \_\_\_\_\_ L, 35-63

11/25/17 \_\_\_\_\_ Ruston, La. \_\_\_\_\_ L, 6-20

10/13/18 \_\_\_\_\_ San Antonio, Texas \_\_\_\_\_ L, 3-31

11/30/19 \_\_\_\_\_ Ruston, La. \_\_\_\_\_ L, 27-41

10/24/20 \_\_\_\_\_ San Antonio, Texas \_\_\_\_\_ W, 27-26

10/23/21 \_\_\_\_\_ Ruston, La. \_\_\_\_\_ W, 45-16

11/12/22 \_\_\_\_\_ San Antonio, Texas \_\_\_\_\_ W, 51-7

## Marshall (2-2)

H: 1-0 | A: 0-2 | N: 1-0

10/5/13 \_\_\_\_\_ Huntington, W.Va. \_\_\_\_\_ L, 10-34

11/18/17 \_\_\_\_\_ San Antonio, Texas \_\_\_\_\_ W, 9-7

11/17/18 \_\_\_\_\_ Huntington, W.Va. \_\_\_\_\_ L, 0-23

12/19/23 \_\_\_\_\_ Frisco, Texas \_\_\_\_\_ W, 35-17

## McMurry (0-1)

H: 0-1 | A: 0-0

9/10/11 \_\_\_\_\_ San Antonio, Texas \_\_\_\_\_ L, 21-24

## McNeese State (1-1)

H: 1-0 | A: 0-1

11/12/11 \_\_\_\_\_ Lake Charles, La. \_\_\_\_\_ L, 21-24

11/10/12 \_\_\_\_\_ San Antonio, Texas \_\_\_\_\_ W, 31-24

## Memphis (1-0)

H: 0-0 | A: 1-0

9/25/21 \_\_\_\_\_ Memphis, Tenn. \_\_\_\_\_ W, 31-28

## Middle Tennessee (4-1)

H: 2-1 | A: 2-0

11/28/15 \_\_\_\_\_ San Antonio, Texas \_\_\_\_\_ L, 7-42

11/5/16 \_\_\_\_\_ Murfreesboro, Tenn. \_\_\_\_\_ W, 45-25

9/25/20 \_\_\_\_\_ San Antonio, Texas \_\_\_\_\_ W, 37-35

9/25/21 \_\_\_\_\_ San Antonio, Texas \_\_\_\_\_ W, 27-13

9/30/22 \_\_\_\_\_ Murfreesboro, Tenn. \_\_\_\_\_ W, 45-30

## Minot State (1-0)

H: 1-0 | A: 0-0

11/19/11 \_\_\_\_\_ San Antonio, Texas \_\_\_\_\_ W, 49-7

## New Mexico (1-2)

H: 0-1 | A: 1-1

8/31/13 \_\_\_\_\_ Albuquerque, N.M. \_\_\_\_\_ W, 21-13

10/4/14 \_\_\_\_\_ San Antonio, Texas \_\_\_\_\_ L, 9-21

12/17/16 \_\_\_\_\_ Albuquerque, N.M. \_\_\_\_\_ L, 20-23

## New Mexico State (1-0)

H: 0-0 | A: 1-0

9/29/12 \_\_\_\_\_ Las Cruces, N.M. \_\_\_\_\_ W, 35-14

## North Texas (7-5)

H: 5-1 | A: 2-4

11/23/13 \_\_\_\_\_ Denton, Texas \_\_\_\_\_ W, 21-13

11/29/14 \_\_\_\_\_ San Antonio, Texas \_\_\_\_\_ W, 34-27

10/31/15 \_\_\_\_\_ Denton, Texas \_\_\_\_\_ L, 23-30

10/29/16 \_\_\_\_\_ San Antonio, Texas \_\_\_\_\_ W, 31-17

10/14/17 \_\_\_\_\_ Denton, Texas \_\_\_\_\_ L, 26-29

11/24/18 \_\_\_\_\_ San Antonio, Texas \_\_\_\_\_ L, 21-24

9/21/19 \_\_\_\_\_ Denton, Texas \_\_\_\_\_ L, 3-45

11/28/20 \_\_\_\_\_ San Antonio, Texas \_\_\_\_\_ W, 49-17

11/27/21 \_\_\_\_\_ Denton, Texas \_\_\_\_\_ L, 23-45

10/22/22 \_\_\_\_\_ San Antonio, Texas \_\_\_\_\_ W, 31-27

12/2/22 \_\_\_\_\_ San Antonio, Texas \_\_\_\_\_ W, 48-27

11/4/23 \_\_\_\_\_ Denton, Texas \_\_\_\_\_ W, 37-29

## Northeastern State (1-0)

H: 1-0 | A: 0-0

9/3/11 \_\_\_\_\_ San Antonio, Texas \_\_\_\_\_ W, 31-3

## Northwestern Okla. State (1-0)

H: 1-0 | A: 0-0

9/22/12 \_\_\_\_\_ San Antonio, Texas \_\_\_\_\_ W, 56-3

## Oklahoma State (0-3)

H: 0-1 | A: 0-2

9/7/13 \_\_\_\_\_ San Antonio, Texas \_\_\_\_\_ L, 35-56

9/13/14 \_\_\_\_\_ Stillwater, Okla. \_\_\_\_\_ L, 13-43

9/19/15 \_\_\_\_\_ Stillwater, Okla. \_\_\_\_\_ L, 14-69

## Old Dominion (1-2)

H: 0-1 | A: 1-1

11/7/15 \_\_\_\_\_ San Antonio, Texas \_\_\_\_\_ L, 31-36

9/24/16 \_\_\_\_\_ Norfolk, Va. \_\_\_\_\_ L, 19-33

11/9/19 \_\_\_\_\_ Norfolk, Va. \_\_\_\_\_ W, 24-23

## Rice (8-3)

H: 5-1 | A: 3-2

10/13/12 \_\_\_\_\_ Houston, Texas \_\_\_\_\_ L, 14-34

10/12/13 \_\_\_\_\_ San Antonio, Texas \_\_\_\_\_ L, 21-27

11/8/14 \_\_\_\_\_ Houston, Texas \_\_\_\_\_ L, 7-17

11/21/15 \_\_\_\_\_ San Antonio, Texas \_\_\_\_\_ W, 34-24

10/15/16 \_\_\_\_\_ Houston, Texas \_\_\_\_\_ W, 14-13

10/21/17 \_\_\_\_\_ San Antonio, Texas \_\_\_\_\_ W, 20-7

10/6/18 \_\_\_\_\_ Houston, Texas \_\_\_\_\_ W, 20-3

10/19/19 \_\_\_\_\_ San Antonio, Texas \_\_\_\_\_ W, 31-27

10/16/21 \_\_\_\_\_ San Antonio, Texas \_\_\_\_\_ W, 45-0

11/19/22 \_\_\_\_\_ Houston, Texas \_\_\_\_\_ W, 41-7

11/11/23 \_\_\_\_\_ San Antonio, Texas \_\_\_\_\_ W, 34-14

## Sam Houston State (0-1)

H: 0-0 | A: 0-1

10/1/11 \_\_\_\_\_ Huntsville, Texas \_\_\_\_\_ L, 7-22

## San Diego State (0-1)

N: 0-1

12/21/21 \_\_\_\_\_ Frisco, Texas \_\_\_\_\_ L, 24-38

## San Jose State (0-1)

H: 0-1 | A: 0-0

10/20/12 \_\_\_\_\_ San Antonio, Texas \_\_\_\_\_ L, 24-52

## South Alabama (1-1)

H: 0-1 | A: 1-0

10/8/11 \_\_\_\_\_ San Antonio, Texas \_\_\_\_\_ L, 27-30 (2OT)

9/1/12 \_\_\_\_\_ San Antonio, Texas \_\_\_\_\_ W, 33-31

## South Florida (1-0)

H: 1-0 | A: 0-0

11/17/23 \_\_\_\_\_ San Antonio, Texas \_\_\_\_\_ W, 49-21

## Southern (1-0)

H: 1-0 | A: 0-0

9/16/17 \_\_\_\_\_ San Antonio, Texas \_\_\_\_\_ W, 51-17

## Southern Miss (4-4)

H: 3-2 | A: 1-2

11/13/14 \_\_\_\_\_ San Antonio, Texas \_\_\_\_\_ W, 12-10

10/17/15 \_\_\_\_\_ Hattiesburg, Miss. \_\_\_\_\_ L, 10-32

10/8/16 \_\_\_\_\_ San Antonio, Texas \_\_\_\_\_ W, 55-32

10/7/17 \_\_\_\_\_ San Antonio, Texas \_\_\_\_\_ L, 29-31

10/20/18 \_\_\_\_\_ Hattiesburg, Miss. \_\_\_\_\_ L, 17-27

11/16/19 \_\_\_\_\_ San Antonio, Texas \_\_\_\_\_ L, 17-36

11/21/20 \_\_\_\_\_ Hattiesburg, Miss. \_\_\_\_\_ W, 23-20

11/13/21 \_\_\_\_\_ San Antonio, Texas \_\_\_\_\_ W, 27-17

## Southern Utah (0-1)

H: 0-0 | A: 0-1

9/17/11 \_\_\_\_\_ Cedar City, Utah \_\_\_\_\_ L, 22-45

## Stephen F. Austin

H: 1-0

9/19/20 \_\_\_\_\_ San Antonio, Texas \_\_\_\_\_ W, 24-10

## Temple (1-0)

H: 0-0 | A: 1-0

10/7/23 \_\_\_\_\_ Philadelphia, Pa. \_\_\_\_\_ W, 49-34

## Tennessee (0-1)

H: 0-0 | A: 0-1

9/23/23 \_\_\_\_\_ Knoxville, Tenn. \_\_\_\_\_ L, 14-45

## Texas (0-1)

H: 0-0 | A: 0-1

9/17/22 \_\_\_\_\_ Austin, Texas \_\_\_\_\_ L, 20-41

## Texas A&M (0-2)

H: 0-0 | A: 0-2

11/19/16 \_\_\_\_\_ College Station, Texas \_\_\_\_\_ L, 10-23

11/2/19 \_\_\_\_\_ College Station, Texas \_\_\_\_\_ L, 14-45

## Texas A&M-Commerce (1-0)

H: 1-0 | A: 0-0

9/8/12 \_\_\_\_\_ San Antonio, Texas \_\_\_\_\_ W, 27-16

## Texas Southern (1-0)

H: 1-0 | A: 0-0

9/24/22 \_\_\_\_\_ San Antonio, Texas \_\_\_\_\_ W, 52-24

## Texas State (5-0)

H: 3-0 | A: 2-0

11/24/12 \_\_\_\_\_ San Antonio, Texas \_\_\_\_\_ W, 38-31

9/23/17 \_\_\_\_\_ San Marcos, Texas \_\_\_\_\_ W, 44-14

9/22/18 \_\_\_\_\_ San Antonio, Texas \_\_\_\_\_ W, 25-21

9/12/20 \_\_\_\_\_ San Marcos, Texas \_\_\_\_\_ W, 51-48 (2OT)

9/9/23 \_\_\_\_\_ San Antonio, Texas \_\_\_\_\_ W, 20-13

## Troy (0-1)

N: 0-1



# « ALL-TIME BROADCAST APPEARANCES »

## 2011 (3-3)

9/10 \_\_\_ McMurry (LHN) \_\_\_\_\_ L, 21-24  
 9/17 \_\_\_ at Southern Utah (MUT) \_\_\_\_\_ L, 22-45  
 9/24 \_\_\_ Bacone (LHN) \_\_\_\_\_ W, 54-7  
 10/8 \_\_\_ South Alabama (LHN) \_\_\_\_\_ L, 27-30 (2OT)  
 10/29 \_\_\_ Georgia State (LHN) \_\_\_\_\_ W, 17-14 (OT)  
 11/19 \_\_\_ Minoat State (LHN) \_\_\_\_\_ W, 49-7

## 2012 (3-4)

9/1 \_\_\_ at South Alabama (ESPN3) \_\_\_\_\_ W, 33-31  
 9/29 \_\_\_ at New Mexico State (ESPN3) \_\_\_\_\_ W, 35-14  
 10/13 \_\_\_ at Rice (FCS) \_\_\_\_\_ L, 14-34  
 10/20 \_\_\_ San Jose State (ESPN3) \_\_\_\_\_ L, 24-52  
 10/27 \_\_\_ Utah State (ESPN3) \_\_\_\_\_ L, 17-48  
 11/3 \_\_\_ at #22 Louisiana Tech (ESPNR) \_\_\_\_\_ L, 27-51  
 11/17 \_\_\_ at Idaho (KCWX) \_\_\_\_\_ W, 34-27

## 2013 (7-5)

8/31 \_\_\_ at New Mexico (KMYS) \_\_\_\_\_ W, 21-13  
 9/7 \_\_\_ #13 Oklahoma State (FS1) \_\_\_\_\_ L, 35-56  
 9/14 \_\_\_ at Arizona (Pac-12) \_\_\_\_\_ L, 13-38  
 9/21 \_\_\_ at UTEP (FCS) \_\_\_\_\_ W, 32-13  
 9/28 \_\_\_ Houston (FSN) \_\_\_\_\_ L, 28-59  
 10/5 \_\_\_ at Marshall (TWC) \_\_\_\_\_ L, 10-34  
 10/12 \_\_\_ Rice (TWC) \_\_\_\_\_ L, 21-27  
 10/26 \_\_\_ UAB (TWC) \_\_\_\_\_ W, 52-31  
 11/2 \_\_\_ at Tulsa (CSS) \_\_\_\_\_ W, 34-15  
 11/9 \_\_\_ Tulane (WOAI) \_\_\_\_\_ W, 10-7  
 11/23 \_\_\_ at North Texas (TWC) \_\_\_\_\_ W, 21-13  
 11/30 \_\_\_ Louisiana Tech (CSS) \_\_\_\_\_ W, 34-10

## 2014 (4-8)

8/29 \_\_\_ at Houston (ESPN2) \_\_\_\_\_ W, 27-7  
 9/4 \_\_\_ Arizona (FS1) \_\_\_\_\_ L, 23-26  
 9/13 \_\_\_ at Oklahoma State (FSN) \_\_\_\_\_ L, 13-43  
 9/27 \_\_\_ at Florida Atlantic (KMYS) \_\_\_\_\_ L, 37-41  
 10/4 \_\_\_ New Mexico (ASN) \_\_\_\_\_ L, 9-21  
 10/11 \_\_\_ FIU (FCS) \_\_\_\_\_ W, 16-13  
 10/18 \_\_\_ at Louisiana Tech (FSN) \_\_\_\_\_ L, 20-27  
 10/25 \_\_\_ UTEP (ASN) \_\_\_\_\_ L, 0-34  
 11/8 \_\_\_ at Rice (FSN) \_\_\_\_\_ L, 7-17  
 11/13 \_\_\_ Southern Miss (CBSSN) \_\_\_\_\_ W, 12-10  
 11/22 \_\_\_ at Western Kentucky (FSN) \_\_\_\_\_ L, 7-45  
 11/29 \_\_\_ North Texas (FSN) \_\_\_\_\_ W, 34-27

## 2015 (3-9)

9/3 \_\_\_ at #22 Arizona (Pac-12) \_\_\_\_\_ L, 32-42  
 9/12 \_\_\_ Kansas State (FS1) \_\_\_\_\_ L, 3-30  
 9/19 \_\_\_ at #25 Oklahoma State (FS1) \_\_\_\_\_ L, 14-69  
 9/26 \_\_\_ Colorado State (CBSSN) \_\_\_\_\_ L, 31-33  
 10/3 \_\_\_ at UTEP (KMYS) \_\_\_\_\_ W, 25-6  
 10/10 \_\_\_ Louisiana Tech (ASN) \_\_\_\_\_ L, 31-34  
 10/17 \_\_\_ at Southern Miss (ASN) \_\_\_\_\_ L, 10-32  
 10/31 \_\_\_ at North Texas (ASN) \_\_\_\_\_ L, 23-30  
 11/7 \_\_\_ Old Dominion (ASN) \_\_\_\_\_ L, 31-36  
 11/14 \_\_\_ at Charlotte (FCS) \_\_\_\_\_ W, 30-27 (OT)  
 11/21 \_\_\_ Rice (ASN) \_\_\_\_\_ W, 34-24  
 11/28 \_\_\_ Middle Tennessee (FCS) \_\_\_\_\_ L, 7-42

## 2016 (6-7)

9/3 \_\_\_ Alabama State (KMYS) \_\_\_\_\_ W, 26-13  
 9/10 \_\_\_ at Colorado State (CI) \_\_\_\_\_ L, 14-23  
 9/16 \_\_\_ Arizona State (ESPN2) \_\_\_\_\_ L, 28-32  
 9/24 \_\_\_ at Old Dominion (KMYS) \_\_\_\_\_ L, 19-33  
 10/8 \_\_\_ Southern Miss (ASN) \_\_\_\_\_ W, 55-32  
 10/15 \_\_\_ at Rice (beIN) \_\_\_\_\_ W, 14-13  
 10/22 \_\_\_ UTEP (KMYS) \_\_\_\_\_ L, 49-52 (5OT)  
 10/29 \_\_\_ North Texas (KMYS) \_\_\_\_\_ W, 31-17  
 11/5 \_\_\_ Middle Tennessee (ESPN3) \_\_\_\_\_ W, 45-25  
 11/12 \_\_\_ at Louisiana Tech (KMYS) \_\_\_\_\_ L, 35-63  
 11/19 \_\_\_ at #22 Texas A&M (ESPN2) \_\_\_\_\_ L, 10-23  
 11/26 \_\_\_ Charlotte (CI) \_\_\_\_\_ W, 33-14  
 12/17 \_\_\_ at New Mexico (ESPN) \_\_\_\_\_ L, 20-23

## 2017 (6-5)

9/9 \_\_\_ at Baylor (FSN) \_\_\_\_\_ W, 17-10  
 9/16 \_\_\_ Southern (KCWX) \_\_\_\_\_ W, 51-17  
 9/23 \_\_\_ at Texas State (KMYS/KEYE/ESPN3) \_\_\_\_\_ W, 44-14  
 10/7 \_\_\_ Southern Miss (KMYS/STAD FB) \_\_\_\_\_ L, 29-31  
 10/14 \_\_\_ at North Texas (KCWX/ESPN3) \_\_\_\_\_ L, 26-29  
 10/21 \_\_\_ Rice (KMYS/STAD FB) \_\_\_\_\_ W, 20-7  
 10/28 \_\_\_ at UTEP (KMYS) \_\_\_\_\_ W, 31-14  
 11/4 \_\_\_ at FIU (STAD) \_\_\_\_\_ L, 7-14  
 11/11 \_\_\_ UAB (KCWX) \_\_\_\_\_ L, 19-24  
 11/18 \_\_\_ Marshall (KMYS/STAD FB) \_\_\_\_\_ W, 9-7  
 11/25 \_\_\_ at Louisiana Tech (ESPN2) \_\_\_\_\_ L, 6-20

## 2018 (3-9)

9/1 \_\_\_ at Arizona State (FS1) \_\_\_\_\_ L, 7-49  
 9/8 \_\_\_ Baylor (CBSSN FB) \_\_\_\_\_ L, 20-37  
 9/15 \_\_\_ at Kansas State (FSN) \_\_\_\_\_ L, 17-41  
 9/22 \_\_\_ Texas State (ESPN+) \_\_\_\_\_ W, 25-21  
 9/29 \_\_\_ UTEP (ESPN+) \_\_\_\_\_ W, 30-21  
 10/6 \_\_\_ at Rice (ESPN3) \_\_\_\_\_ W, 20-3  
 10/13 \_\_\_ Louisiana Tech (ESPN+) \_\_\_\_\_ L, 3-31  
 10/20 \_\_\_ at Southern Miss (ESPN+) \_\_\_\_\_ L, 17-27  
 11/3 \_\_\_ at UAB (beIN) \_\_\_\_\_ L, 3-52  
 11/10 \_\_\_ FIU (ESPN+) \_\_\_\_\_ L, 7-45  
 11/17 \_\_\_ at Marshall (STAD FB) \_\_\_\_\_ L, 0-23  
 11/24 \_\_\_ North Texas (ESPN+) \_\_\_\_\_ L, 21-24

## 2019 (4-8)

8/31 \_\_\_ UIW (ESPN3) \_\_\_\_\_ W, 35-7  
 9/7 \_\_\_ at Baylor (FSN) \_\_\_\_\_ L, 14-63  
 9/14 \_\_\_ Army West Point (NFLN) \_\_\_\_\_ L, 13-31  
 9/21 \_\_\_ at North Texas (STAD FB) \_\_\_\_\_ L, 3-45  
 10/5 \_\_\_ at UTEP (ESPN+) \_\_\_\_\_ W, 26-16  
 10/12 \_\_\_ UAB (ESPN+) \_\_\_\_\_ L, 14-33  
 10/19 \_\_\_ Rice (ESPN3) \_\_\_\_\_ W, 31-27  
 11/2 \_\_\_ at Texas A&M (SECN) \_\_\_\_\_ L, 14-45  
 11/9 \_\_\_ at Old Dominion (ESPN3) \_\_\_\_\_ W, 24-23  
 11/16 \_\_\_ Southern Miss (ESPN+) \_\_\_\_\_ L, 17-36  
 11/23 \_\_\_ Florida Atlantic (ESPN+) \_\_\_\_\_ L, 26-40  
 11/30 \_\_\_ at Louisiana Tech (ESPN+) \_\_\_\_\_ L, 27-41

## 2020 (7-5)

9/12 \_\_\_ at Texas State (ESPN2) \_\_\_\_\_ W, 51-48 (2OT)  
 9/19 \_\_\_ Stephen F. Austin (ESPN2) \_\_\_\_\_ W, 24-10  
 9/25 \_\_\_ Middle Tennessee (CBSSN) \_\_\_\_\_ W, 37-35  
 10/3 \_\_\_ at UAB (STAD) \_\_\_\_\_ L, 13-21  
 10/10 \_\_\_ at #15 BYU (ESPN2) \_\_\_\_\_ L, 20-27  
 10/17 \_\_\_ Army (CBSSN) \_\_\_\_\_ L, 16-28  
 10/24 \_\_\_ Louisiana Tech (ESPN2) \_\_\_\_\_ W, 27-26  
 10/31 \_\_\_ at Florida Atlantic (STAD) \_\_\_\_\_ L, 3-24  
 11/14 \_\_\_ UTEP (ESPN+) \_\_\_\_\_ W, 52-21  
 11/21 \_\_\_ at Southern Miss (ESPN+) \_\_\_\_\_ W, 23-20  
 11/28 \_\_\_ North Texas (STAD) \_\_\_\_\_ W, 49-17  
 12/26 \_\_\_ vs. #16 Louisiana (ABC) \_\_\_\_\_ L, 24-31

## 2021 (12-2)

9/4 \_\_\_ at Illinois (BTN) \_\_\_\_\_ W, 37-30  
 9/11 \_\_\_ Lamar (ESPN3) \_\_\_\_\_ W, 54-0  
 9/18 \_\_\_ Middle Tennessee (ESPN+) \_\_\_\_\_ W, 27-13  
 9/25 \_\_\_ at Memphis (ESPN2) \_\_\_\_\_ W, 31-28  
 10/2 \_\_\_ UNLV (ESPN+) \_\_\_\_\_ W, 24-17  
 10/9 \_\_\_ at WKU (STAD) \_\_\_\_\_ W, 52-46  
 10/16 \_\_\_ Rice (ESPN+) \_\_\_\_\_ W, 45-0  
 10/23 \_\_\_ Louisiana Tech (STAD) \_\_\_\_\_ W, 45-16  
 11/6 \_\_\_ at UTEP (ESPN2) \_\_\_\_\_ W, 44-23  
 11/13 \_\_\_ Southern Miss (ESPN+) \_\_\_\_\_ W, 27-17  
 11/20 \_\_\_ UAB (ESPN+) \_\_\_\_\_ W, 34-31  
 11/27 \_\_\_ at North Texas (ESPN+) \_\_\_\_\_ L, 23-45  
 12/3 \_\_\_ Western Kentucky (CBSSN) \_\_\_\_\_ W, 49-41  
 12/21 \_\_\_ vs. San Diego State (ESPN) \_\_\_\_\_ L, 24-38

## 2022 (11-3)

9/3 \_\_\_ Houston (CBSSN) \_\_\_\_\_ L, 35-37 (3OT)  
 9/10 \_\_\_ at Army (CBSSN) \_\_\_\_\_ W, 41-38 (OT)  
 9/17 \_\_\_ at Texas (LHN) \_\_\_\_\_ L, 20-41  
 9/24 \_\_\_ Texas Southern (STAD) \_\_\_\_\_ W, 52-24  
 9/30 \_\_\_ at Middle Tennessee (CBSSN) \_\_\_\_\_ W, 45-30  
 10/8 \_\_\_ WKU (ESPN+) \_\_\_\_\_ W, 31-28  
 10/14 \_\_\_ at FIU (CBSSN) \_\_\_\_\_ W, 30-10  
 10/22 \_\_\_ North Texas (STAD) \_\_\_\_\_ W, 31-27  
 11/5 \_\_\_ at UAB (STAD) \_\_\_\_\_ W, 44-38 (2OT)  
 11/12 \_\_\_ Louisiana Tech (ESPN+) \_\_\_\_\_ W, 51-7  
 11/19 \_\_\_ at Rice (ESPN+) \_\_\_\_\_ W, 41-7  
 11/26 \_\_\_ UTEP (STAD) \_\_\_\_\_ W, 34-31  
 12/2 \_\_\_ North Texas (CBSSN) \_\_\_\_\_ W, 48-27  
 12/16 \_\_\_ vs. Troy (ESPN) \_\_\_\_\_ L, 12-18

## 2023 (9-4)

9/2 \_\_\_ at Houston (FS1) \_\_\_\_\_ L, 14-17  
 9/9 \_\_\_ Texas State (ESPN+) \_\_\_\_\_ W, 20-13  
 9/15 \_\_\_ Army (ESPN) \_\_\_\_\_ L, 29-37  
 9/23 \_\_\_ at #20 Tennessee (SECN) \_\_\_\_\_ L, 14-45  
 10/7 \_\_\_ at Temple (ESPN+) \_\_\_\_\_ W, 49-34  
 10/14 \_\_\_ UAB (ESPN2) \_\_\_\_\_ W, 41-20  
 10/21 \_\_\_ at Florida Atlantic (ESPN+) \_\_\_\_\_ W, 36-10  
 10/28 \_\_\_ East Carolina (ESPN+) \_\_\_\_\_ W, 41-27  
 11/4 \_\_\_ at North Texas (ESPN+) \_\_\_\_\_ W, 37-29  
 11/11 \_\_\_ Rice (ESPN2) \_\_\_\_\_ W, 34-14  
 11/17 \_\_\_ South Florida (ESPN2) \_\_\_\_\_ W, 49-21  
 11/24 \_\_\_ at #18 Tulane (ABC) \_\_\_\_\_ L, 16-29  
 12/19 \_\_\_ vs. Marshall (ESPN) \_\_\_\_\_ W, 35-17

**Key:** (ASN) American Sports Network; (BTN) Big Ten Network; (CBSSN) CBS Sports Network; (CBSSN FB) CBS Sports Network on Facebook; (CI) Campus Insiders; (CSS) Comcast Sports Southeast; (ESPNR) ESPN Regional; (FCS) Fox College Sports; (FSN) Fox Sports Networks; (KCWX) KCWX-TV San Antonio; (KEYE) KEYE-TV CBS Austin; (KMYS) KMYS-CW 35 San Antonio; (LHN) Longhorn Network; (MUT) My Utah TV; (NFLN) NFL Network; (Pac-12) Pac-12 Networks; (SECN) SEC Network; (STAD) Stadium; (STAD FB) Stadium on Facebook; (TWC) Time Warner Cable SportsChannel; (WOAI) WOAI-NBC 4 San Antonio

# « MISCELLANEOUS RECORDS »

## SEASON OPENERS (9-4)

9/3/11	Northeastern State	W, 31-3
8/30/12	at South Alabama	W, 33-31
8/31/13	at New Mexico	W, 21-13
8/29/14	at Houston	W, 27-7
9/3/15	at #22 Arizona	L, 32-42
9/3/16	Alabama State	W, 26-13
9/9/17	at Baylor	W, 17-10
9/1/18	at Arizona State	L, 9-47
8/31/19	UIW	W, 35-7
9/12/20	at Texas State	W, 51-48 (2OT)
9/4/21	at Illinois	W, 37-30
9/3/22	Houston	L, 35-37 (3OT)
9/2/23	at Houston	L, 14-17

## HOME OPENERS (8-5)

9/3/11	Northeastern State	W, 31-3
9/8/12	Texas A&M-Commerce	W, 27-16
9/7/13	#13 Oklahoma State	L, 35-56
9/4/14	Arizona	L, 23-26
9/12/15	Kansas State	L, 3-30
9/3/16	Alabama State	W, 26-13
9/16/17	Southern	W, 51-17
9/8/18	Baylor	L, 20-37
8/31/19	UIW	W, 35-7
9/19/20	Stephen F. Austin	W, 24-10
9/11/21	Lamar	W, 54-0
9/3/22	Houston	L, 35-37 (3OT)
9/9/23	Texas State	W, 20-13

## ROAD OPENERS (7-6)

9/17/11	at Southern Utah	L, 22-45
8/30/12	at South Alabama	W, 33-31
8/31/13	at New Mexico	W, 21-13
8/29/14	at Houston	W, 27-7
9/3/15	at #22 Arizona	L, 32-42
9/10/16	at Colorado State	L, 14-23
9/9/17	at Baylor	W, 17-10
9/1/18	at Arizona State	L, 9-47
9/7/19	at Baylor	L, 14-63
9/12/20	at Texas State	W, 51-48 (2OT)
9/4/21	at Illinois	W, 37-30
9/10/22	at Army	W, 41-38 (OT)
9/2/23	at Houston	L, 14-17

## CONFERENCE OPENERS (8-4)

9/29/12	at New Mexico State	W, 35-14
9/21/13	at UTEP	W, 32-13
9/27/14	at Florida Atlantic	L, 37-41
10/3/15	at UTEP	W, 25-6
9/24/16	at Old Dominion	L, 19-33
10/7/17	Southern Miss	L, 29-31
9/29/18	UTEP	W, 30-21
9/21/19	at North Texas	L, 3-45
9/25/20	Middle Tennessee	W, 37-35
9/18/21	Middle Tennessee	W, 27-13
9/30/22	at Middle Tennessee	W, 45-30
10/7/23	at Temple	W, 49-34

## HOMECOMING GAMES (9-4)

9/24/11	Bacone	W, 54-7
10/20/12	San Jose State	L, 24-52
10/26/13	UAB	W, 52-31
10/11/14	FIU	W, 16-13
11/7/15	Old Dominion	L, 31-36
10/22/16	UTEP	L, 49-52 (5OT)
10/21/17	Rice	W, 20-7
10/13/18	Louisiana Tech	L, 3-31
10/19/19	Rice	W, 31-27
11/14/20	UTEP	W, 52-21
10/16/21	Rice	W, 45-0
10/22/22	North Texas	W, 31-27
10/28/23	East Carolina	W, 41-27

## OVERTIME GAMES (5-3)

10/8/11	South Alabama	L, 27-30 (2OT)
10/29/11	Georgia State	W, 17-14 (OT)
11/14/15	at Charlotte	W, 30-27 (OT)
10/22/16	UTEP	L, 49-52 (5OT)
9/12/20	at Texas State	W, 51-48 (2OT)
9/3/22	Houston	L, 35-37 (3OT)
9/10/22	at Army	W, 41-38 (OT)
11/5/22	at UAB	W, 44-38 (2OT)

## NON-SATURDAY GAMES (9-7)

Friday	8/29/14	at Houston	W, 27-7
Thursday	9/4/14	Arizona	L, 23-26
Thursday	11/13/14	Southern Miss	W, 12-10
Thursday	9/3/15	at Arizona	L, 32-42
Friday	9/16/16	Arizona State	L, 28-32
Friday	9/25/20	Middle Tennessee	W, 37-35
Friday	12/3/21	Western Kentucky	W, 49-41
Tuesday	12/21/21	vs. #24 San Diego State	L, 24-38
Friday	9/30/22	at Middle Tennessee	W, 45-30
Friday	10/14/22	at FIU	W, 30-10
Friday	12/2/22	North Texas	W, 48-27
Friday	12/16/22	vs. #23 Troy	L, 12-18
Friday	9/15/23	Army West Point	L, 29-37
Friday	11/17/23	South Florida	W, 49-21
Friday	11/24/23	at #18 Tulane	L, 16-29
Tuesday	12/19/23	vs. Marshall	W, 35-17
Tuesday		1-1	
Thursday		1-2	
Friday		7-4	

## VS. TEXAS TEAMS (35-20)

Baylor	1-2
Houston	1-3
Lamar	1-0
McMurry	0-1
North Texas	7-5
Rice	8-3
Sam Houston	0-1
Stephen F. Austin	1-0
Texas	0-1
Texas A&M	0-2
Texas A&M-Commerce	1-0
Texas Southern	1-0
Texas State	5-0
UIW	1-0
UTEP	8-2

## UNIFORM COMBINATIONS

<b>Blue Helmets (51-48)</b>	<b>Record</b>
Blue Jerseys/Blue Pants	12-7
Blue Jerseys/Orange Pants	4-0
Blue Jerseys/White Pants	10-7
Orange Jerseys/Blue Pants	4-3
Orange Jerseys/Orange Pants	2-3
Orange Jerseys/White Pants	1-0
White Jerseys/Blue Pants	5-12
White Jerseys/Orange Pants	3-4
White Jerseys/White Pants	8-12
Gray Jerseys/Blue Pants	1-0
Gray Jerseys/Gray Pants	1-0

<b>White Helmets (32-27)</b>	<b>Record</b>
Blue Jerseys/Blue Pants	3-1
Blue Jerseys/Orange Pants	2-0
Blue Jerseys/White Pants	7-5
Orange Jerseys/Orange Pants	2-2
Orange Jerseys/White Pants	3-3
White Jerseys/Blue Pants	4-2
White Jerseys/Orange Pants	2-5
White Jerseys/White Pants	9-7
Gray Jerseys/Gray Pants	0-1
Lead Jerseys/White Pants	0-1

<b>Black Helmets (1-0)</b>	<b>Record</b>
Black Jerseys/Black Pants	1-0

## BOWL GAMES (1-4)

12/17/16	at New Mexico	L, 20-23
12/26/20	vs. #16 Louisiana	L, 24-31
12/21/21	vs. #24 San Diego State	L, 24-38
12/16/22	vs. #23 Troy	L, 12-18
12/19/23	vs. Marshall	W, 35-17

## VS. RANKED TEAMS (0-14)

10/1/11	at #16* Sam Houston State	L, 7-22
11/3/12	at #22 Louisiana Tech	L, 27-51
9/7/13	#13 Oklahoma State	L, 35-56
9/3/15	at #22 Arizona	L, 32-42
9/19/15	at #25 Oklahoma State	L, 14-69
11/19/16	at #22 Texas A&M	L, 10-23
10/10/20	at #15 BYU	L, 20-27
12/26/20	vs. #16 Louisiana	L, 24-31
12/21/21	vs. #24 San Diego State	L, 24-38
9/3/22	#24 Houston	L, 35-37 (3OT)
9/17/22	at #20 Texas	L, 20-41
12/16/22	vs. #23 Troy	L, 12-18
9/23/23	at #20 Tennessee	L, 14-45
11/24/23	at #18 Tulane	L, 16-29

\*FCS poll

## AS RANKED TEAM (6-3)

AP/C/CFP	Date	Opponent	Result
24/25/-	10/23/21	at Louisiana Tech	W, 45-16
16/18/-	11/6/21	at UTEP	W, 44-23
15/16/23	11/13/21	Southern Miss	W, 27-17
15/18/22	11/20/21	UAB	W, 34-31
15/20/22	11/27/21	at North Texas	L, 23-45
24/25/NR	12/21/21	vs. San Diego State	L, 24-38
RV/25/NR	11/26/22	UTEP	W, 34-31
23/24/NR	12/2/22	North Texas	W, 48-27
22/22/25	12/16/22	vs. Troy	L, 12-18

## TOP 25 POLL HISTORY

### Total Appearances

Associated Press (AP) — 9  
Coaches — 10  
College Football Playoff (CFP) — 4

### First Appearance

AP — Oct. 17, 2021 (#24)  
Coaches — Oct. 17, 2021 (#25)  
CFP — Nov. 9, 2021 (#23)

### Highest Ranking

AP — #15 (Nov. 7, 14, 21, 2021)  
Coaches — #16 (Nov. 7, 2021)  
CFP — #22 (Nov. 16, 23, 2021)

### Top 25 Ranking History

#### 2021

Oct. 17 — #24 (AP), #25 (Coaches)  
Oct. 24 — #23 (AP), #22 (Coaches)  
Oct. 31 — #16 (AP), #18 (Coaches)  
Nov. 7 — #15 (AP), #16 (Coaches), #23 (CFP)  
Nov. 14 — #15 (AP), #18 (Coaches), #22 (CFP)  
Nov. 21 — #15 (AP), #20 (Coaches), #22 (CFP)  
Dec. 5 — #24 (AP), #25 (Coaches)

#### 2022

Nov. 20 — #25 (Coaches)  
Nov. 27 — #23 (AP), #24 (Coaches)  
Dec. 4 — #22 (AP) #22 (Coaches), #25 (CFP)

### Final 2021 Polls

AP — RV (9)  
Coaches — RV (11)

### Final 2022 Polls

AP — RV (45)  
Coaches — RV (68)

### Final 2023 Polls

AP — RV (3)  
Coaches — RV (5)

# « ATTENDANCE RECORDS »



**UTSA set an NCAA startup program record with 56,743 fans in the Alamodome for the Roadrunners' inaugural game against Northeastern State on Sept. 3, 2011.**

## TOTAL HOME ATTENDANCE

Total	Avg.	Year
213,126*	35,521	2011
202,420	28,917	2022
186,500	26,643	2021
175,355	29,226	2012
175,282	29,214	2013
173,258	28,876	2023
165,458	27,576	2014
148,257	24,710	2018
138,226	23,038	2016
138,048	23,008	2015
119,424	19,904	2019
114,104^	22,821	2017
38,973~	6,496	2020
<b>All-Time Home Attendance</b>		
<b>1,988,431</b>	<b>25,170</b>	<b>79 games</b>

## AVERAGE HOME ATTENDANCE

Avg.	Total	Year
35,521*	213,126	2011
29,226	175,355	2012
29,214	175,282	2013
28,917	202,420	2022
28,876	173,258	2023
27,576	165,458	2014
26,643	186,500	2021
24,710	148,257	2018
23,038	138,226	2016
23,008	138,048	2015
22,821^	114,104	2017
19,904	119,424	2019
6,496~	38,973	2020
<b>All-Time Home Attendance</b>		
<b>25,170</b>	<b>1,988,431</b>	<b>79 games</b>

\* NCAA startup program record

^ five home games (game vs. Houston canceled due to Hurricane Harvey)

~ 17% capacity due to COVID-19 restrictions

## TOP 15 HOME CROWDS

56,743*	Northeastern State	9/3/11
49,342	Texas State	9/9/23
42,071	Baylor	9/8/18
41,412	North Texas	12/2/22
41,148	Western Kentucky	12/3/21
40,977	#13 Oklahoma State	9/7/13
39,032	Texas State	11/24/12
37,526	#24 Houston	9/3/22
35,147	UAB	11/20/21
33,517	Bacone	9/24/11
33,472	Arizona	9/4/14
32,886	South Alabama	10/8/11
32,487	Houston	9/28/13
32,369	Minot State	11/19/11
31,956	UTEP	10/25/14

\* NCAA startup program record

## TOP 15 AWAY CROWDS

102,520	at #20 Texas	9/17/22
102,502	at #22 Texas A&M	11/19/16
100,635	at Texas A&M	11/2/19
101,915	at #18 Tennessee	9/23/23
54,577	at Oklahoma State	9/13/14
54,351	at #25 Oklahoma State	9/19/15
51,111	at #22 Arizona	9/3/15
50,618	at Kansas State	9/15/18
50,188	at Arizona State	9/1/18
41,923	at Baylor	9/9/17
41,661	at Arizona	9/14/13
40,755	at Houston	8/29/14
40,274	at Baylor	9/7/19
37,862	at Houston	9/2/23
33,906	at Illinois	9/4/21

## « PROGRAM FIRSTS »

### FROM INAUGURAL GAME VS. NORTHEASTERN STATE (SEPT. 3, 2011 • ALAMODOME • SAN ANTONIO, TEXAS)

**UTSA team captains** — Senior S Mark Waters, sophomores LB Steven Kurfehs and QB Eric Soza, freshman WR Kam Jones

**Kickoff** — Northeastern State's Dylan Beers for 62 yards

**Kickoff return** — UTSA's Kam Jones for 37 yards to UTSA's 45-yard line

**Play from scrimmage** — UTSA's Brandon Armstrong rush for 4-yard loss

**First down & play of 10-or-more yards** — UTSA's Eric Soza rush for 19 yards (opening possession)

**Pass completion, pass play for 10-or-more yards & passing first down** — Eric Soza to CheRod Simpson for 13 yards on team's opening possession

**Touchdown** — Eric Soza rush for 14 yards at 11:35 mark of first quarter

**Point after touchdown (PAT)** — UTSA's Sean Ianno

**First drive** — 7 plays, 55 yards, 3:25 time of possession, which resulted in a touchdown

**Sack** — UTSA's Ferrington Macon for 6-yard loss on Northeastern State's second possession

**Three-and-out** — UTSA's first defensive possession

**Penalty** — Defensive offsides by Northeastern State on UTSA's second possession

**Passing TD** — Eric Soza to Jake Wanamaker for six yards at 6:34 mark of first quarter

**Penalty against UTSA** — Josh Ward kick out-of-bounds following Roadrunners' second touchdown

**Timeout called by UTSA** — 3:59 mark in first quarter

**Punt by UTSA** — Josh Ward for 37 yards on UTSA's fourth possession (returned for seven yards by Nate Robinson)

**Field-goal attempt** — Sean Ianno for 21 yards, which was good with no time remaining in first half on UTSA's sixth possession

**Points allowed by UTSA** — Dylan Beers 22-yard field goal at 10:41 mark of third quarter


**Punt return** — Brandon Armstrong for 12 yards after a 32-yard punt by Cody Lenz at 6:38 mark of third quarter

**Play of more than 50 yards** — Eric Soza pass to David Morgan II for 63 yards at 5:56 mark of third quarter

**Turnover** — Mauricio Sanchez forced fumble on first play of fourth quarter, recovered by Crosby Adams

**Fumble recovery** — Mauricio Sanchez forced fumble on first play of fourth quarter, recovered by Crosby Adams

**Win** — 31-3 vs. Northeastern State (9/3/11) at Alamodome



**Eric Soza scored the first touchdown in program history in the first quarter of UTSA's 31-3 victory against Northeastern State on Sept. 3, 2011.**

### FROM INAUGURAL SEASON (2011)

**First loss and home loss** — 24-21 vs. McMurry (9/10/11) at Alamodome

**Televised game** — vs. McMurry (9/10/11) on Longhorn Network

**TD allowed by UTSA** — Jake Mullin 1-yard run at 13:14 mark of second quarter vs. McMurry (9/10/11)

**Blocked FG** — Franky Anaya with 2:02 left in second quarter vs. McMurry (9/10/11)

**Interception** — Darrien Starling with 3:36 left in third quarter vs. McMurry (9/10/11)

**Road game, night game and road loss** — 45-22 at Southern Utah (9/17/11) in Cedar City, Utah

**Defensive TD** — Steven Kurfehs 45-yard interception return with 10:26 left in second quarter vs. Bacone (9/24/11)

**Blocked punt** — Joseph Lizzcano with 4:25 left in second quarter vs. Bacone (9/24/11)

**Homecoming game and homecoming win** — 54-7 vs. Bacone (9/24/11)

**Safety allowed** — Team safety at 2:14 mark of first quarter vs. Sam Houston State (10/1/11)

**Blocked PAT** — Marlon Smith with 1:53 left in the second quarter vs. Sam Houston State (10/1/11)

**Overtime game and overtime loss** — 30-27 vs. South Alabama (10/8/11) at Alamodome

**Fake punt** — John Roper 2-yard rush for first down in first quarter vs. South Alabama (10/8/11) at Alamodome

**Overtime win** — 17-14 vs. Georgia State (10/29/11) at Alamodome

### OTHER FIRSTS

**Road and FBS win** — 33-31 at South Alabama (8/30/12) in Mobile, Ala.

**Road game and road win in domed stadium** — 38-14 vs. Georgia State (9/15/12) at Georgia Dome in Atlanta, Ga.

**Conference and conference road win** — 35-14 at New Mexico State (9/29/12) in Las Cruces, N.M.

**Game against ranked opponent** — 51-27 loss at No. 22 Louisiana Tech (11/3/12) in Ruston, La.

**Win against bowl-qualifying team** — 10-7 vs. Tulane (11/9/13) at Alamodome

**Safety** — Team safety at 4:43 mark of second quarter vs. Arizona (9/4/14) at Alamodome

**Fake field goal** — Yannis Routsas 30-yard pass to Jarrod McLin vs. UTEP (10/22/16) at Alamodome

**Bowl game** — New Mexico Bowl (12/17/16) in Albuquerque, N.M.

**Bowl win** — 35-17 vs. Marshall in Frisco Bowl (12/19/23) in Frisco, Texas

**Win against team from Power 5 conference** — 17-10 at Baylor (9/9/17) in Waco, Texas

**Received votes in national poll** — 2 votes in AP Top 25 on 9/20/20

**Top-25 ranking** — No. 24/AP, No. 25/USA TODAY Coaches (10/17/21)

**Conference championship** — 2021 Conference USA Championship (def. WKU 49-41 on 12/3/21)

# « CONFERENCE CHAMPIONSHIPS »



## 2021 CONFERENCE USA CHAMPIONS

UTSA 49, Western Kentucky 41

Friday, Dec. 3, 2021

Alamodome • San Antonio, Texas

**SAN ANTONIO** — Sincere McCormick rushed for 204 yards and three touchdowns and Jahmal Sam intercepted a pass as time expired to help lead UTSA to a 49-41 victory over WKU in the 2021 Ryan Conference USA Championship Game in front of 41,118, the third-largest crowd in school history, at the Alamodome.

Playing in their 11th season of football and second under head coach Jeff Traylor, the Roadrunners captured their first conference title and improved to 12-1 on the season with their school-record 10th straight home win. UTSA also won for the 15th time in the last 17 contests in beating the Hilltoppers (8-5) for the second time this season.

McCormick's second career 200-yard game came on 36 carries, and a 218-yard, two-touchdown night from quarterback Frank Harris helped propel an offense that piled up 556 yards.

Meanwhile Sam had one of two interceptions and three takeaways, as Donyai Taylor recovered a muffed punt and Antonio Parks picked off a pass on back-to-back possessions early in the second half to help UTSA build a 29-point advantage. UTSA's defense held the Hilltoppers to a C-USA Championship-Game record minus-9 rushing yards, the seventh opponent limited to fewer than 100 yards on the ground.

Rashad Wisdom paced the Roadrunners with eight tackles, while Clarence Hicks posted four tackles and a pair of sacks to break the program's single-season sacks record with 10. Sam had seven stops to go along with his pick and Parks made four tackles in his interception.

Attendance: 41,148	1	2	3	4	Final
WKU (8-5)	10	3	13	15	41
UTSA (12-1)	14	14	14	7	49

### SCORING SUMMARY

1st	14:04	WKU	Mitchell Tinsley 60 yd pass from Bailey Zappe (Brayden Narveson kick)	7-0
			5 plays, 78 yards, TOP: 0:56	
	11:49	UTSA	Frank Harris 24 yd run (Hunter Duplessis kick)	7-7
			7 plays, 75 yards, TOP: 2:15	
	10:07	WKU	Brayden Narveson 33 yd field goal	10-7
			6 plays, 51 yards, TOP: 1:42	
	04:59	UTSA	Sincere McCormick 2 yd run (Hunter Duplessis kick)	10-14
			14 plays, 75 yards, TOP: 5:08	
2nd	14:57	WKU	Brayden Narveson 34 yd field goal	13-14
			15 plays, 59 yards, TOP: 5:02	
	11:50	UTSA	Brenden Brady 6 yd run (Hunter Duplessis kick)	13-21
			9 plays, 75 yards, TOP: 3:07	
	09:10	UTSA	Sincere McCormick 65 yd run (Hunter Duplessis kick)	13-28
			1 play, 65 yards, TOP: 0:11	
3rd	11:13	UTSA	Zakhari Franklin 14 yd pass from Frank Harris (Hunter Duplessis kick)	13-35
			2 plays, 14 yards, TOP: 0:45	
	10:16	UTSA	Sincere McCormick 17 yd run (Hunter Duplessis kick)	13-42
			1 play, 17 yards, TOP: 0:08	
	08:17	WKU	Mitchell Tinsley 12 yd pass from Bailey Zappe (Brayden Narveson kick)	20-42
			8 plays, 66 yards, TOP: 1:59	
	03:01	WKU	Jerreth Sterns 13 yd pass from Bailey Zappe (Bailey Zappe pass failed)	26-42
			7 plays, 53 yards, TOP: 2:17	
4th	11:01	WKU	Kyle Robichaux 1 yd run (Jerreth Sterns pass from Bailey Zappe)	34-42
			5 plays, 71 yards, TOP: 1:10	
	06:18	UTSA	De'Corian Clark 28 yd pass from Frank Harris (Hunter Duplessis kick)	34-49
			10 plays, 75 yards, TOP: 4:43	
	03:58	WKU	Jerreth Sterns 34 yd pass from Bailey Zappe (Brayden Narveson kick)	41-49
			9 plays, 72 yards, TOP: 2:20	



Sincere McCormick was named Conference USA Championship Game MVP after rushing for 204 yards and three touchdowns.

	WKU	UTSA
FIRST DOWNS.....	26	28
RUSHES-YARDS (NET).....	16-9	54-304
PASSING YDS (NET).....	577	252
PASSES ATT-COMP-INT.....	60-36-2	30-21-0
TOTAL OFFENSE PLAYS-YARDS.....	76-568	84-556
FUMBLE RETURNS-YARDS.....	0-0	0-0
PUNT RETURNS-YARDS.....	1-2	0-0
KICKOFF RETURNS-YARDS.....	6-160	0-0
INTERCEPTION RETURNS-YARDS.....	0-0	2-10
PUNTS (NUMBER-AVG).....	1-38.0	3-42.0
FUMBLES-LOST.....	3-1	0-0
PENALTIES-YARDS.....	6-45	8-85
POSSESSION TIME.....	23:16	36:44
THIRD-DOWN CONVERSIONS.....	5 OF 13	8 OF 15
FOURTH-DOWN CONVERSIONS.....	3 OF 3	2 OF 3
RED-ZONE SCORES-CHANCES.....	5-5	4-4
SACKS BY: NUMBER-YARDS.....	1-5	3-18

**RUSHING:** WKU-Noah Whittington 4-15; Bailey Zappe 7-5; Kyle Robichaux 2-4; Jerreth Sterns 1-2; TEAM 2-minus 35. **UTSA**-Sincere McCormick 36-204; Frank Harris 11-81; Brenden Brady 6-21; TEAM 1-minus 2.

**PASSING:** WKU-Bailey Zappe 36-59-2-577; TEAM 0-1-0-0. **UTSA**-Frank Harris 19-28-0-218; Brenden Brady 1-1-0-24; Joshua Cephus 1-1-0-10.

**RECEIVING:** WKU-Jerreth Sterns 10-179; Mitchell Tinsley 9-173; Malachi Corley 5-40; Adam Cofield 4-58; Daewood Davis 3-55; Noah Whittington 2-11; Kyle Robichaux 1-38; Ben Ratzlaff 1-19; Josh Sterns 1-4. **UTSA**-Zakhari Franklin 6-67; De'Corian Clark 4-59; Joshua Cephus 3-35; Sincere McCormick 3-35; Oscar Cardenas 2-24; Brenden Brady 1-11; Leroy Watson 1-11; Frank Harris 1-10.

**INTERCEPTIONS:** WKU-None. **UTSA**-Antonio Parks 1-10; Jahmal Sam 1-0.

**FUMBLES:** WKU-TEAM 2-0; Jerreth Sterns 1-1. **UTSA**-None.

# « CONFERENCE CHAMPIONSHIPS »



## 2022 CONFERENCE USA CHAMPIONS

UTSA 48, North Texas 27

Friday, Dec. 2, 2022

Alamodome • San Antonio, Texas

**SAN ANTONIO** — Frank Harris passed for 341 yards and four touchdowns and Clifford Chattman had an interception for a school-record fourth consecutive game, as the No. 23-ranked Roadrunners repeated as conference champions with a 48-27 victory in the Ryan C-USA Championship Game in front of 41,412 fans at the Alamodome.

With their 10th straight win, the Roadrunners ran their record to 11-2 on the season and successfully defended the program's first-ever conference title won last year. It also marked their second triumph over the Mean Green (7-6) this season and improved third-year head coach Jeff Traylor's UTSA record to 30-9.

Harris, the game's MVP, completed 32 of 37 passes, good for a C-USA Championship Game-record .865 completion percentage. The senior from Schertz Clemens High School tossed three of his touchdowns to Zakhari Franklin, who had 10 receptions for 144 yards while matching the school record for TD receptions in a game. Harris also rushed for 49 yards and a score to give him 390 yards of offense and five total scores.

Meanwhile, Kevorian Barnes exploded for a career-high 175 rushing yards and a TD on 28 carries to pace a ground game that piled up 227 yards. The redshirt freshman from San Augustine averaged 6.2 yards per tote in logging his fourth 100-yard game of the year.

Trevor Harmanson and Chattman lead the team with nine stops, and Corey Mayfield Jr. registered six tackles and a PBU to tie the program record for passes defended in a season with 17, while also setting the program record for career games played with his 60th. Ken Robinson came up with his first career pick as UTSA forced a pair of UNT turnovers on the night.

UTSA built a 31-13 lead in the third quarter on a 14-yard scoring connection from Harris to Franklin, only to see UNT storm back to within one score when Isaiah Johnson reached the end zone on a 1-yard run early in the fourth to make it 34-27.

The Roadrunners quickly answered the call, as Harris hit a wide-open Franklin on a 39-yard TD pass to make it 41-27 with 11:09 remaining.

UTSA added to its lead with a 16-yard touchdown pass from Harris to Oscar Cardenas, who caught a career-best six balls for 84 yards, with a little over four minutes left to play to seal the win.

Attendance: 41,412	1	2	3	4	Final
North Texas (7-6)	7	3	10	7	27
UTSA (11-2)	7	17	10	14	48

### SCORING SUMMARY

1st	12:04	UTSA	Kevorian Barnes 27 yd run (Jared Sackett kick)	0-7
	08:09	UNT	Ikaika Ragsdale 2 yd run (Ethan Mooney kick)	7-7
	11		11 plays, 70 yards, TOP 03:55	
2nd	10:34	UNT	Ethan Mooney 22 yd field goal	10-7
	14		14 plays, 93 yards, TOP 05:10	
	08:25	UTSA	Frank Harris 11 yd run (Jared Sackett kick)	10-14
	2		2 plays, 15 yards, TOP 00:35	
	01:12	UTSA	Jared Sackett 42 yd field goal	10-17
	14		14 plays, 65 yards, TOP 03:40	
	00:11	UTSA	Zakhari Franklin 32 yd pass from Frank Harris (Jared Sackett kick)	10-24
	3		3 plays, 62 yards, TOP 00:26	
3rd	12:26	UNT	Ethan Mooney 24 yd field goal	13-24
	9		9 plays, 68 yards, TOP 02:34	
	10:33	UTSA	Zakhari Franklin 14 yd pass from Frank Harris (Jared Sackett kick)	13-31
	5		5 plays, 75 yards, TOP 01:53	
	08:42	UNT	Jyaire Shorter 36 yd pass from Austin Aune (Ethan Mooney kick)	20-31
	6		6 plays, 65 yards, TOP 01:44	
	01:47	UTSA	Jared Sackett 43 yd field goal	20-34
	14		14 plays, 49 yards, TOP 06:55	
4th	13:34	UNT	Isaiah Johnson 1 yd run (Ethan Mooney kick)	27-34
	8		8 plays, 64 yards, TOP 03:09	
11:09	UTSA	Zakhari Franklin 39 yd pass from Frank Harris (Jared Sackett kick)	27-41	
	5		5 plays, 75 yards, TOP 02:25	
04:07	UTSA	Oscar Cardenas 16 yd pass from Frank Harris (Jared Sackett kick)	27-48	
	3		3 plays, 21 yards, TOP 00:22	



Frank Harris was voted Conference USA Championship Game MVP after passing for 341 yards and four touchdowns and rushing for 49 yards and a score.

	UNT	UTSA
FIRST DOWNS.....	19	32
RUSHES-YARDS (NET).....	35-172	47-227
PASSES YDS (NET).....	194	344
PASSES COMP-ATT-INT.....	14-30-2	33-38-0
TOTAL OFFENSE PLAYS-YARDS.....	65-366	85-571
FUMBLE RETURNS-YARDS.....	0-0	0-0
PUNT RETURNS-YARDS.....	1-4	0-0
KICKOFF RETURNS-YARDS.....	6-45	0-0
INTERCEPTION RETURNS-YARDS....	0-0	2-27
PUNTS (NUMBER-AVG).....	3-47.0	2-41.5
FUMBLES-LOST.....	0-0	2-0
PENALTIES-YARDS.....	8-39	9-69
POSSESSION TIME.....	22:17	37:43
THIRD-DOWN CONVERSIONS.....	2 OF 10	7 OF 14
FOURTH-DOWN CONVERSIONS.....	2 OF 3	2 OF 3
RED-ZONE SCORES-CHANCES.....	4-4	4-5
SACKS BY: NUMBER-YARDS.....	2-9	0-0

**RUSHING: UNT-** Ikaika Ragsdale 17-108; Ayo Adeyi 12-50; Austin Aune 3-12; Isaiah Johnson 2-3; TEAM 1-minus 1. **UTSA-** Kevorian Barnes 28-175; Frank Harris 16-49; Koedric Cobbs 1-5; TEAM 1-minus 2.

**PASSING: UNT-** Austin Aune 14-29-2-194; Kaylon Horton 0-1-0-0. **UTSA-** Frank Harris 32-37-0-341; Joshua Cephus 1-1-0-3.

**RECEIVING: UNT-** Kaylon Horton 3-58; Jyaire Shorter 2-48; Jake Roberts 3-31; Ja.Mori Maclin 1-20; Damon Ward 1-13; Var Keyes Gumms 2-13; Roderic Burns 1-6; Jordan Smart 1-5. **UTSA-** Zakhari Franklin 10-144; Joshua Cephus 11-84; Oscar Cardenas 6-84; Tykee Ogle-Kellogg 2-13; Dan Dishman 2-9; Kevorian Barnes 1-7; Frank Harris 1-3.

# « BOWL HISTORY »

## 2016 NEW MEXICO BOWL Saturday, Dec. 17 New Mexico 23, UTSA 20 Albuquerque, N.M. (University Stadium)

**ALBUQUERQUE, N.M. (AP)** — Richard McQuarley ran for two short touchdowns and New Mexico posted its second bowl victory in a half-century, topping UTSA, 23-20, on Dec. 17, 2016, in the Gildan New Mexico Bowl.

The Lobos' only bowl win since taking the 1961 Aviation Bowl had been a 2007 victory against Nevada in the New Mexico Bowl.

New Mexico (9-4) gave head coach Bob Davie his first bowl win, as he lost three times at Notre Dame and also last year with New Mexico in this bowl against Arizona.

Jarveon Williams ran for 125 yards for the Roadrunners (6-7), who lost in their first bowl appearance in the program's six-year history.

Despite the hype around New Mexico's triple-option threat and the Lobos leading the nation in rushing, the Roadrunners ran for more yards than the Lobos.

Lamar Jordan rushed for 81 yards and threw a 34-yard pass to Dameon Gamblin that set up McQuarley's 1-yard burst for a 23-13 lead with 2:22 left.

Dalton Sturm threw two TD passes for UTSA to match the program's single-season record of 20, including a 4-yard toss to JaBryce Taylor with 25 seconds remaining, but the Roadrunners failed to recover an onside kick.

Six Lobos combined for 219 yards rushing, which was nearly 142 yards below their FBS-leading 360.9-yards-per-game average, and UTSA held them to a season-low 296 yards.

However, New Mexico was able to keep the Roadrunners big-play receivers mostly in check amid windy conditions that saw gusts of nearly 30 miles per hour throughout the contest.

<b>Attendance: 29,688</b>	<b>1</b>	<b>2</b>	<b>3</b>	<b>4</b>	<b>Final</b>
UTSA (6-7)	3	3	0	14	20
New Mexico (9-4)	7	3	6	7	23

### SCORING SUMMARY

1st	8:41	UTSA	Victor Falcon 27-yd field goal 13 plays, 65 yards, TOP 6:19
	0:04	UNM	Richard McQuarley 1-yd run (Jason Sanders kick) 9 plays, 66 yards, TOP 4:21
2nd	1:32	UTSA	Falcon 28-yd field goal 13 plays, 49 yards, TOP 6:40
	0:00	UNM	Sanders 52-yd field goal 5 plays, 40 yards, TOP 1:32
3rd	9:54	UNM	Teriyon Gipson 10-yd run (kick blocked) 10 plays, 75 yards, TOP 5:06
4th	9:43	UTSA	Trevor Stevens 16-yd pass from Dalton Sturm (Falcon kick) 10 plays, 53 yards, TOP 5:41
	2:22	UNM	McQuarley 1-yd run (Sanders kick) 12 plays, 75 yards, TOP 7:21
	0:25	UTSA	JaBryce Taylor 4-yd pass from Sturm (Falcon kick) 9 plays, 80 yards, TOP 1:57

	UTSA	UNM
FIRST DOWNS	20	17
RUSHES-YARDS (NET)	38-246	52-219
PASSING YDS (NET)	118	77
Passes Comp-Att-Int	10-26-1	3-6-0
TOTAL OFFENSE PLAYS-YARDS	64-364	58-296
Fumble Returns-Yards	0-0	0-0
Punt Returns-Yards	1-3	1-3
Kickoff Returns-Yards	2-26	0-0
Interception Returns-Yards	0-0	1-0
Punts (No-Avg)	2-46.0	2-39.0
Fumbles-Lost	0-0	1-0
Penalties-Yards	8-60	2-30
Possession Time	29:18	30:42
Third-Down Conversions	7-14	6-13
Fourth-Down Conversions	2-3	2-3
Red-Zone Scores-Chances	4-4	3-3
Sacks By: Number-Yards	1-10	0-0

**RUSHING:** UTSA—Williams 16-125; Rhodes 13-71; Sturm 9-50. UNM—Jordan 13-81; McQuarley 17-68; Gipson 14-60; Owens 3-13; Woodhouse 1-3; Gamblin 1-(-2); Team 3-(-4).

**PASSING:** UTSA—Sturm 10-26-1-118. UNM—Jordan 3-4-0-77; Apodaca 0-2-0-0.

**RECEIVING:** UTSA—Thomas Jr. 4-45; Jones 2-28; Taylor 2-20; Stevens 1-16; Williams 1-9. UNM Gamblin 1-34; McQuarley 1-25; Gipson 1-18.

**INTERCEPTIONS:** UTSA—None. UNM—Crosby 1-0.

## 2020 FIRST RESPONDER BOWL Saturday, Dec. 26 #16 Louisiana 31, UTSA 24 Dallas, Texas (Gerald J. Ford Stadium)

**DALLAS** — Frank Harris passed for 208 yards and two touchdowns and ran for 91 yards and another score, but No. 16 Louisiana rode a strong ground game to hold on for a 31-24 victory in the SERVPRO First Responder Bowl on Dec. 26, 2020, at Gerald J. Ford Stadium.

Harris completed 13 of 21 passes to lead an offense that piled up 431 yards with 223 coming on the ground. Sincere McCormick totaled 122 yards on 23 carries to move back into the national lead with 1,467 rushing yards and also surpass Jarveon Williams' UTSA career rushing yardage record.

Meanwhile, Zakhari Franklin led all receivers with five catches for 115 yards and a TD — his fourth 100-yard game this season — to help UTSA (7-5) mount a wild comeback in the second half against the Ragin' Cajuns (10-1), who were led by Elijah Mitchell's 127 rushing yards.

Trailing 24-7 early in the third quarter, the Roadrunners reeled off 17 unanswered points to tie the game early in the fourth.

UTSA started the rally after turning a fumble that was forced by De'Marco Guidry and recovered by Trevor Harmanson at the 40-yard line into points. Harris had a 15-yard run that helped set up a 29-yard touchdown pass to Franklin. The Cedar Hill High School product's seventh TD catch of the season helped pull the Roadrunners back to within 10.

The Harris-to-Franklin connection worked again on the Roadrunners' next possession, as the two hooked up for a 52-yard pass play that helped set up a 10-yard TD pass from Harris to Joshua Cephus, which pulled the sophomore into a tie atop the program's single-season receptions list. Duplessis' PAT made it 24-21 with 4:09 left in the third.

Duplessis split the uprights from 20 yards early in the fourth to knot the score at 24-all. The senior's 17th field goal of the year capped a nine-play, 82-yard march that was keyed by a 29-yard run from McCormick that put the sophomore from Converse Judson over the century mark for the seventh time this season and 10th for his career.

Louisiana reclaimed the lead midway through the final frame on a 1-yard TD plunge by Trey Ragas. The PAT made it 31-24 with 7:16 left to play.

UTSA made its way into Louisiana territory once again, but facing a 4th-and-7 at the 35 with 4:40 left, an incomplete pass turned it over on downs.

<b>Attendance: 3,512</b>	<b>1</b>	<b>2</b>	<b>3</b>	<b>4</b>	<b>Final</b>
Louisiana (10-1)	7	10	7	7	31
UTSA (7-5)	0	7	14	3	24

### SCORING SUMMARY

1st	10:43	LA	Jalen Williams 15 yd pass from Levi Lewis (Kenneth Almenda kick) 8 plays, 68 yards, TOP: 4:17	0-7
2nd	08:27	LA	Almenda 31 yd field goal 11 plays, 61 yards, TOP: 4:35	0-10
	04:33	UTSA	Frank Harris 11 yd run (Hunter Duplessis kick) 9 plays, 75 yards, TOP: 3:54	7-10
	01:21	LA	Kyren Lacy 10 yd pass from Levi Lewis (Almenda kick) 8 plays, 74 yards, TOP: 3:06	7-17
3rd	14:19	LA	Elijah Mitchell 3 yd run (Almenda kick) 1 play, 3 yards, TOP: 0:04	7-24
	10:14	UTSA	Zakhari Franklin 29 yd pass from Harris (Duplessis kick) 4 plays, 62 yards, TOP: 1:33	14-24
	04:09	UTSA	Joshua Cephus 10 yd pass from Harris (Duplessis kick) 6 plays, 89 yards, TOP: 2:24	21-24
4th	13:32	UTSA	Duplessis 20 yd field goal 9 plays, 82 yards, TOP: 3:33	24-24
	07:16	LA	Trey Ragas 1 yd run (Almenda kick) 12 plays, 72 yards, TOP: 6:09	24-31

	LA	UTSA
FIRST DOWNS	23	27
RUSHES-YARDS (NET)	46-265	44-223
PASSING YDS (NET)	146	208
PASSES ATT-COMP-INT	23-12-0	21-13-1
TOTAL OFFENSE PLAYS-YARDS	69-411	65-431
FUMBLE RETURNS-YARDS	0-0	0-0
PUNT RETURNS-YARDS	1-0	1--2
KICKOFF RETURNS-YARDS	3-65	3-17
INTERCEPTION RETURNS-YARDS	1-0	0-0
PUNTS (NUMBER-AVG)	2-36.5	2-37.0
FUMBLES-LOST	2-1	1-1
PENALTIES-YARDS	10-84	7-66
POSSESSION TIME	32:37	27:23
THIRD-DOWN CONVERSIONS	6 OF 12	4 OF 10
FOURTH-DOWN CONVERSIONS	2 OF 3	1 OF 2
RED-ZONE SCORES-CHANCES	5-6	3-3
SACKS BY: NUMBER-YARDS	1-8	0-0

**RUSHING:** Louisiana-Mitchell 19-127; Ragas 14-98; Lewis 7-25; Smith 3-18; TEAM 3-minus 3. UTSA-McCormick 23-122; Harris 18-91; Cobbs 3-10.

**PASSING:** Louisiana-Lewis 12-22-0-146; Cambre 0-1-0-0. UTSA-Harris 13-21-1-208.

**RECEIVING:** Louisiana-Lacy 4-38; Smith 3-32; Mitchell 2-45; Williams 1-15; Gossett 1-14; Johnson 1-2. UTSA-Franklin 5-115; Cephus 3-26; Watson 2-37; McCormick 2-9; Cardenas 1-21.

**INTERCEPTIONS:** Louisiana-Butler 1-0. UTSA-None.

# « BOWL HISTORY »

## 2021 FRISCO BOWL Tuesday, Dec. 21 #24 San Diego State 38, UTSA 24 Frisco, Texas (Toyota Stadium)

**FRISCO, Texas** — No. 24 San Diego State scored 17 unanswered points over the midway point of the game to erase a 14-7 deficit and cruise to a 38-24 victory over No. 24/25 UTSA in the Tropical Smoothie Cafe Frisco Bowl on Dec. 21, 2021, at Toyota Stadium.

Under the direction of Conference USA Coach of the Year Jeff Traylor, the shorthanded Roadrunners saw their most successful season in the program's 11-year history come to an end in their second straight bowl appearance, finishing with a 12-2 record for the most wins and best winning percentage by any UTSA team.

The Aztecs (12-2) rode the right arm of quarterback Lucas Johnson, who completed 24 of 36 passes for 333 yards and three touchdowns to lead SDSU to 489 yards of offense on the night. Jesse Matthews had 11 receptions for 175 yards and a pair of scores and Greg Bell rushed for 101 yards and a TD on 26 carries.

Playing without more than a dozen regulars, UTSA took an early lead before the Aztecs reeled off 10 unanswered points to close the first half with a three-point lead and then push their advantage to 17 after a score on the first drive of the second half.

Brady rushed for 76 yards and a TD on 16 carries while Clark hauled in six passes for 72 yards to help pace the UTSA offense.

Defensively, Denzel Feaster and Jamal Ligon posted eight tackles apiece, while Ken Robinson and Antonio Parks pitched in with seven and six, respectively.

Attendance: 15,801	1	2	3	4	Final
UTSA (12-2)	14	0	10	0	24
#24 San Diego State (12-2)	7	10	14	7	38

### SCORING SUMMARY

1st	12:36	UTSA	De'Corian Clark 12 yd pass from Frank Harris (Hunter Duplessis kick) 7 plays, 75 yards, TOP: 2:24	7-0
	05:09	SDSU	Jesse Matthews 20 yd pass from Lucas Johnson (Matt Araiza kick) 6 plays, 64 yards, TOP: 2:03	7-7
	02:02	UTSA	Brenden Brady 2 yd run (Duplessis kick) 8 plays, 75 yards, TOP: 3:07	14-7
2nd	09:14	SDSU	Matthews 11 yd pass from Johnson (Araiza kick) 9 plays, 54 yards, TOP: 4:18	14-14
	00:00	SDSU	Araiza kick 33 yd field goal 10 plays, 74 yards, TOP: 1:55	14-17
3rd	11:59	SDSU	Greg Bell 1 yd run (Araiza kick) 6 plays, 48 yards, TOP: 2:52	14-24
	10:09	UTSA	Duplessis 41 yd field goal 6 plays, 51 yards, TOP: 1:50	17-24
	02:39	SDSU	Tyrell Shavers 24 yd pass from Johnson (Araiza kick) 6 plays, 69 yards, TOP: 2:58	17-31
	00:00	UTSA	Zakhari Franklin 3 yd pass from Harris (Duplessis kick) 8 plays, 75 yards, TOP: 2:39	24-41
4th	09:51	SDSU	Johnson 2 yd run (Araiza kick kick) 9 plays, 65 yards, TOP: 5:09	24-38

	UTSA	SDSU
FIRST DOWNS.....	21	31
RUSHES-YARDS (NET).....	24-117	40-156
PASSING YDS (NET).....	271	333
PASSES ATT-COMP-INT.....	38-22-1	36-24-0
TOTAL OFFENSE PLAYS-YARDS....	62-388	76-489
FUMBLE RETURNS-YARDS.....	0-0	0-0
PUNT RETURNS-YARDS.....	1-12	1-1
KICKOFF RETURNS-YARDS.....	0-0	3-95
INTERCEPTION RETURNS-YARDS...	0-0	1-0
PUNTS (NUMBER-AVG).....	3-43.3	3-46.7
FUMBLES-LOST.....	0-0	0-0
PENALTIES-YARDS.....	9-80	14-124
POSSESSION TIME.....	22:09	37:51
THIRD-DOWN CONVERSIONS.....	1 OF 9	5 OF 10
FOURTH-DOWN CONVERSIONS.....	1 OF 3	1 OF 2
RED-ZONE SCORES-CHANCES.....	4-4	5-5
SACKS BY: NUMBER-YARDS.....	1-6	2-14

**RUSHING:** UTSA—Brady 16-76; Daniels 3-38; Clark 1-2; Harris 4-1. San Diego St.—Bell 26-101; Bell 6-29; Johnson 5-15; Williams 1-13; TEAM 1-minus 1; Byrd 1-minus 1.

**PASSING:** UTSA—Harris 22-36-1-271; Adkins 0-1-0-0; Cephus 0-1-0-0. San Diego St.—Johnson 24-36-0-333.

**RECEIVING:** UTSA—Franklin 8-89; Clark 6-72; Ogle-Kellogg 2-41; Cardenas 2-33; Cephus 2-26; Brady 1-8; Daniels 1-2. San Diego St.—Matthews 11-175; Busbee 3-51; Kothe 3-31; Shavers 2-29; Bellinger 2-13; Smith 1-25; Dedeaux 1-12; Byrd 1-minus 3.

**INTERCEPTIONS:** UTSA—None. San Diego St.—Baskerville 1-0.

## 2022 CURE BOWL Friday, Dec. 16 No. 23 Troy 18, #22 UTSA 12 Orlando, Florida (Exploria Stadium)

**ORLANDO, Fla.** — Trey Moore posted 3.5 tackles for loss and a pair of sacks and Kevorian Barnes rushed for 132 yards, but No. 22 UTSA committed five turnovers as 23rd-ranked Troy rallied for an 18-12 victory on Dec. 16, 2022, in the Duluth Trading Cure Bowl at Exploria Stadium.

The loss snapped the Roadrunners' 10-game winning streak and dropped them to 11-3 on the season and 0-4 all-time in bowl games.

Moore totaled six tackles and the Smithson Valley High School product finished his redshirt freshman campaign with 18 TFLs to break Marcus Davenport's previous single-season school record of 17.5. He and Trevor Harmanson paced UTSA in stops to help the defense hold the Trojans (12-2) to 166 yards of offense. Jamal Ligon added five tackles, including 1.5 for a loss and a sack, as the Roadrunners totaled 14 TFLs and a program record-tying six sacks.

Meanwhile, Barnes led a ground game that churned out 147 yards with his fifth 100-yard output of his redshirt freshman season. The San Augustine, Texas, native finished the year with 845 yards, the second-most by a freshman in school history.

The Roadrunners held a 12-0 lead but Troy held UTSA scoreless over the final 36 minutes and 21 seconds to pull out the comeback win.

UTSA got on the board first with its first safety since 2018 after the Troy center snapped the ball early and through the back of the end zone at the 3:58 mark of the opening period.

The Roadrunners then marched 75 yards on 15 plays, capped by a 2-yard touchdown pass from Frank Harris to Zakhari Franklin. Jared Sackett's extra point made it 9-0 with 12:30 left in the second stanza. Six minutes later, the senior kicker split the uprights from 42 yards to push the UTSA advantage to 12-0.

Troy took advantage of three UTSA penalties that extended a drive in the final minutes of the first half, pulling to within 12-7 after a 2-yard TD plunge by Kimani Vidal with 50 seconds on the clock.

The Trojans took their first lead of the day late in the third quarter after coming up with their fifth takeaway, as a 61-yard interception return by KJ Robertson set up a 12-yard TD pass from Gunnar Watson to RaJae Johnson. Watson then hit Clayton Ollendieck for a successful two-point conversion attempt to make it 15-12 at the 2:43 mark of the third.

Troy tacked on three more points with a 27-yard field goal at the 9:18 mark of the fourth quarter.

Attendance: 11,911	1	2	3	4	Final
UTSA (11-3)	2	10	0	0	12
Troy (12-2)	0	7	8	3	18

### SCORING SUMMARY

1st	03:58	UTSA	SAFETY	2-0
2nd	12:30	UTSA	Zakhari Franklin 2 yd pass from Frank Harris (Jared Sackett kick) 15 plays, 75 yards, TOP 06:28	9-0
	06:21	UTSA	Sackett 42 yd FG 4 plays, 7 yards, TOP 01:41	12-0
	00:50	TROY	Kimani Vidal 2-yd rush (Brooks Bruce kick) 2 plays, 13 yards, TOP 00:47	12-7
3rd	02:43	TROY	RaJae Johnson 12 yd pass from Gunnar Watson (Clayton Ollendieck pass from Watson) 5 plays, 22 yards, TOP 02:28	12-15
4th	09:18	TROY	Bruce 27 yd FG 15 plays, 71 yards, TOP 07:40	12-18

	UTSA	TROY
FIRST DOWNS.....	20	17
RUSHES-YARDS (NET).....	32-147	41-47
PASSING YDS (NET).....	198	113
PASSES COMP-ATT-INT.....	23-42-2	13-24-2
TOTAL OFFENSE PLAYS-YARDS....	74-345	65-160
FUMBLE RETURNS-YARDS.....	5-3	2-0
PUNT RETURNS-YARDS.....	2-13	1-0
KICKOFF RETURNS-YARDS.....	1-0	2-22
INTERCEPTION RETURNS-YARDS....	2-0	2-74
PUNTS (NUMBER-AVG).....	4-46.8	6-43.3
FUMBLES-LOST.....	5-3	2-0
PENALTIES-YARDS.....	8-89	2-21
POSSESSION TIME.....	26:44	33:16
THIRD-DOWN CONVERSIONS.....	3 OF 11	3 OF 13
FOURTH-DOWN CONVERSIONS.....	1 OF 3	1 OF 2
RED-ZONE SCORES-CHANCES.....	1-3	3-3
SACKS BY: NUMBER-YARDS.....	6-38	2-14

**RUSHING:** UTSA—Barnes 21-132; Harris 9-14; Carpenter 1-2; TEAM 1-minus 1. Troy—Vidal 22-71; Billingsley 8-14; TEAM 2-minus 2; Watson 9-minus 38.

**PASSING:** UTSA—Harris 23-42-2-198. Troy—Watson 13-23-2-113; Johnson 0-1-0-0.

**RECEIVING:** UTSA—Franklin 8-36; Carpenter 7-59; Cardenas 5-62; Dishman 1-20; Barnes 1-12; Ogle-Kellogg 1-9. Troy—Johnson 4-40; Stoudemire 3-16; Johnson 2-41; Vidal 2-7; Ollendieck 1-6; Vice 1-3; Lewis 2-0; Brown 1-0.

**INTERCEPTIONS:** UTSA—Chatman 1-0; Nwachuku 1-0; Troy—Robertson 1-61; Jibunor 1-13.



# « BOWL HISTORY »

## 2023 FRISCO BOWL Tuesday, Dec. 19 UTSA 35, Marshall 17 Frisco, Texas (Toyota Stadium)

**FRISCO, Texas** — Joshua Cephus caught seven passes for 102 yards and a touchdown and Kam Alexander had a 57-yard interception to help seal a 35-17 victory for UTSA over Marshall in the Scooter's Coffee Frisco Bowl, as the Roadrunners registered the program's first bowl on Dec. 19, 2023, at Toyota Stadium.

The Roadrunners found themselves trailing 14-0 early in the contest, but they outscored the Thundering Herd, 35-3, the rest of the way to improve to 1-4 all-time in bowl games.

Cephus and Alexander, who also broke up a pair of passes and had a tackle for a loss, were named Offensive and Defensive MVP, respectively, to help UTSA finish head coach Jeff Traylor's fourth season with a 9-4 record, the third consecutive year with nine or more victories.

UTSA piled up 386 yards of offense behind Cephus and the arm of redshirt freshman quarterback Owen McCown, who made his first start as a Roadrunner in the place of the injured Frank Harris. McCown completed 22 of 31 passes for 251 yards and two touchdowns and also rushed for 38 yards.

Meanwhile, the defense held the Thundering Herd (6-7) to 367 yards, including only 109 rushing. Ken Robinson paced the unit with seven tackles, including one of nine stops behind the line of scrimmage for the Roadrunners, who finished with a school record 99 on the year. UTSA also came up with six sacks on the night to push the season total to 46, breaking the previous school standard set in 2021 by 13.

Jamal Ligon added six tackles, including four assisted stops to make him the program's all-time leader with 148. Martavius French and Kelechi Nwachuku pitched in with five tackles apiece, while Nick Booker-Brown posted a pair of tackles for loss, including a sack.

Attendance: 11,215	1	2	3	4	Final
UTSA (9-4)	0	21	7	7	35
Marshall (6-7)	7	10	0	0	17

### SCORING SUMMARY

1st	8:52	MAR	Ethan Payne 1-yd rush (Rece Verhoff kick) 2 plays, 7 yards, TOP 0:22
2nd	14:48	MAR	Rasheen Ali 64-yd rush (Verhoff kick) 3 plays, 73 yards, TOP 1:12
	11:26	UTSA	Robert Henry 3-yd rush (Chase Allen kick) 8 plays, 62 yards, TOP 3:15
	8:53	UTSA	Joshua Cephus 44-yd pass from Owen McCown (Allen kick) 4 plays, 65 yards, TOP 1:18
	5:12	MAR	Verhoff 44-yd field goal 6 plays, 49 yards, TOP 3:41
	0:47	UTSA	Henry 1-yd rush (Allen kick) 13 plays, 75 yards, TOP 4:25
3rd	4:49	UTSA	David Amador II 19-yd pass from McCown (Allen kick) 10 plays, 63 yards, TOP 3:59
4th	8:39	UTSA	Rocko Griffin 17-yd rush (Allen kick) 1 play, 17 yards, TOP 0:07

	UTSA	MAR
FIRST DOWNS	20	13
RUSHES-YARDS (NET)	41-135	34-109
PASSING YDS (NET)	251	258
Passes Comp-Att-Int	22-31-2	15-34-1
TOTAL OFFENSE PLAYS-YARDS	72-386	68-367
Fumble Returns-Yards	0-0	0-0
Punt Returns-Yards	1-3	1-3
Kickoff Returns-Yards	2-(-2)	0-0
Interception Returns-Yards	1-57	2-2
Punts (No-Avg)	5-45.0	7-40.3
Fumbles-Lost	1-1	1-0
Penalties-Yards	5-60	8-60
Possession Time	29:59	30:01
Third-Down Conversions	7-14	5-18
Fourth-Down Conversions	0-1	0-2
Red-Zone Scores-Chances	4-4	1-2
Sacks By: Number-Yards	6-40	2-10

**RUSHING:** UTSA—Griffin 11-43; McCown 8-38; Henry 14-37; Barnes 8-17. Marshall—Ali 9-92; Payne 11-34; Turner 4-10; Keaton 1-3; Pennington 9-minus 30.

**PASSING:** UTSA—McCown 22-31-2-251. Marshall—Pennington 15-33-0-258; Parachek 0-1-1-0.

**RECEIVING:** UTSA—Cephus 7-102; Ogle-Kellogg 3-54; McCuin 3-28; Carpenter 2-13; Henry 2-12; Amador II 1-19; Wilson 1-13; McCoy 1-8; Thomas 1-5; Griffin 1-2. Marshall—Harrison 6-132; McMillan 3-44; Montgomery 2-59; Keaton 2-10; Soto 1-8; Payne 1-5; Mays 1-0.

**INTERCEPTIONS:** UTSA—Alexander 1-57. Marshall—Neal 1-2; Abraham 1-0.

**FUMBLES:** UTSA—McCown 1-0. Marshall—None.



**UTSA head coach Jeff Traylor celebrates with the 2023 Frisco Bowl trophy after the Roadrunners defeated Marshall, 35-17, to register the first bowl victory in school history.**

# « **BOWL RECORDS** »

## **TEAM**

**Points:** 35 vs. Marshall (Frisco Bowl, 12/19/23)  
**Touchdowns:** 5 vs. Marshall (Frisco Bowl, 12/19/23)  
**First Downs:** 27 vs. Louisiana (First Responder Bowl, 12/26/20)  
**Rushing Attempts:** 44 vs. Louisiana (First Responder Bowl, 12/26/20)  
**Rushing Yards:** 246 vs. New Mexico (New Mexico Bowl, 12/17/16)  
**Rushing Touchdowns:** 3 vs. Marshall (Frisco Bowl, 12/19/23)  
**Passing Completions:** 23 vs. Troy (Cure Bowl, 12/16/22)  
**Passing Attempts:** 42 vs. Troy (Cure Bowl, 12/16/22)  
**Passing Yards:** 271 vs. San Diego State (Frisco Bowl, 12/21/21)  
**Passing Touchdowns:** 2 (3x), last vs. Marshall (Frisco Bowl, 12/19/23)  
**Total Plays:** 74 vs. Troy (Cure Bowl, 12/16/22)  
**Total Offense:** 431 vs. Louisiana (First Responder Bowl, 12/26/20)  
**Turnovers:** 5 vs. Troy (Cure Bowl, 12/16/22)  
**Sacks:** 6 vs. Troy (Cure Bowl, 12/16/22); 6 vs. Marshall (Frisco Bowl, 12/19/23)  
**Takeaways:** 2 vs. Troy (Cure Bowl, 12/16/22)  
**Interceptions:** 2 vs. Troy (Cure Bowl, 12/16/22)  
**Forced Fumbles:** 1 vs. Louisiana (First Responder Bowl, 12/26/20); 1 vs. Marshall (Frisco Bowl, 12/19/23)  
**Fumble Recoveries:** 1 vs. Louisiana (First Responder Bowl, 12/26/20)  
**Extra Points:** 5 vs. Marshall (Frisco Bowl, 12/19/23)  
**Field Goals:** 2 vs. New Mexico (New Mexico Bowl, 12/17/16)  
**Safeties:** 1 (TEAM) vs. Troy (Cure Bowl, 12/16/22)  
**Kickoffs:** 6 vs. Marshall (Frisco Bowl, 12/19/23)  
**Touchbacks:** 2 vs. Louisiana (First Responder Bowl, 12/26/20); 2 vs. Marshall (Frisco Bowl, 12/19/23)  
**Punts:** 5 vs. Marshall (Frisco Bowl, 12/19/23)  
**Blocked Kicks:** —  
**Penalties:** 9 vs. San Diego State (Frisco Bowl, 12/21/21)  
**Penalty Yards:** 89 vs. Troy (Cure Bowl, 12/16/22)

## **INDIVIDUAL**

**Touchdowns:** 2, Robert Henry vs. Marshall (Frisco Bowl, 12/19/23)  
**Rushing Attempts:** 23, Sincere McCormick vs. Louisiana (First Responder Bowl, 12/26/20)  
**Rushing Yards:** 132, Kevorian Barnes vs. Troy (Cure Bowl, 12/16/22)  
**Longest Rush:** 53, Kevorian Barnes vs. Troy (Cure Bowl, 12/16/22)  
**Rushing Touchdowns:** 2, Robert Henry vs. Marshall (Frisco Bowl, 12/19/23)  
**Passing Completions:** 23, Frank Harris vs. Troy (Cure Bowl, 12/16/22)  
**Passing Attempts:** 42, Frank Harris vs. Troy (Cure Bowl, 12/16/22)  
**Passing Yards:** 271, Frank Harris vs. San Diego State (Frisco Bowl, 12/21/21)  
**Longest Passing Completion:** 52, Frank Harris to Zakhari Franklin vs. Louisiana (First Responder Bowl, 12/26/20)  
**Passing Touchdowns:** 2 (4x), last, Owen McCown vs. Marshall (Frisco Bowl, 12/19/23)  
**Receptions:** 8, Zakhari Franklin vs. San Diego State (Frisco Bowl, 12/21/21) 8, Zakhari Franklin vs. Troy (Cure Bowl, 12/16/22)  
**Receiving Yards:** 115, Zakhari Franklin vs. Louisiana (First Responder Bowl, 12/26/20)  
**Longest Reception:** 52, Zakhari Franklin (from Frank Harris) vs. Louisiana (First Responder Bowl, 12/26/20)  
**Receiving Touchdowns:** 1 (9x), last, David Amador II vs. Marshall (Frisco Bowl, 12/19/23)  
**Tackles:** 13, Rashad Wisdom vs. Louisiana (First Responder Bowl, 12/26/20)  
**Tackles For Loss:** 3.5, Trey Moore vs. Troy (Cure Bowl, 12/16/22)  
**Sacks:** 2, Trey Moore vs. Troy (Cure Bowl, 12/16/22)  
**Fumble Recoveries:** 1, Trevor Harmanson, vs. Louisiana (First Responder Bowl, 12/26/20)  
**Longest Fumble Return:** —  
**Interceptions:** 1 (3x), last, Kam Alexander vs. Marshall (Frisco Bowl, 12/19/23)  
**Longest Interception Return:** — 57, Kam Alexander vs. Marshall (Frisco Bowl, 12/19/23)  
**Interception Touchdowns:** —  
**Extra Points:** 5 (of 5), Chase Allen vs. Marshall (Frisco Bowl, 12/19/23)  
**Field Goals:** 2, Victor Falcon vs. New Mexico (New Mexico Bowl, 12/17/16)  
**Longest Field Goal:** 42, Jared Sackett vs. Troy (Cure Bowl, 12/16/22)  
**Kickoffs:** 6, Tate Sandell vs. Marshall (Frisco Bowl, 12/19/23)  
**Touchbacks:** 2, Everett Ornstein vs. Louisiana (First Responder Bowl, 12/26/20); 2, Tate Sandell vs. Marshall (Frisco Bowl, 12/19/23)  
**Kickoff Returns:** 3, Brennon Dingle vs. Louisiana (First Responder Bowl, 12/26/20)  
**Longest Kickoff Return:** 23, Willie McCoy vs. Marshall (Frisco Bowl, 12/19/23)  
**Punts:** 5, Lucas Dean vs. vs. Marshall (Frisco Bowl, 12/19/23)  
**Longest Punt:** 67, Lucas Dean vs. Troy (Cure Bowl, 12/16/22)  
**Punting Average:** 46.8, Lucas Dean vs. Troy (Cure Bowl, 12/16/22)  
**Punt Returns:** 2, Chris Carpenter vs. Troy (Cure Bowl, 12/16/22); 2, Chris Caprenter vs. Marshall (Frisco Bowl, 12/19/23)  
**Longest Punt Return:** 12, Cade Stoever vs. San Diego State (Frisco Bowl, 12/21/21); 12, Chris Carpenter vs. Troy (Cure Bowl, 12/16/22)

## « ROADRUNNERS IN THE NFL »



**Marcus Davenport** became UTSA's first-ever NFL first-round pick when he was selected 14th overall by the New Orleans Saints on April 26, 2018. The edge defender is entering his second season with the Minnesota Vikings in 2024.



**David Morgan II** became UTSA's first-ever NFL Draft pick in 2016 when the Minnesota Vikings selected the tight end with the 13th pick in the sixth round.



**Spencer Burford** was picked by the San Francisco 49ers in the fourth round of the 2022 NFL Draft. The offensive lineman earned a starting role at right guard as a rookie.



**Tariq Woolen** was selected by the Seattle Seahawks in the fifth round of the 2022 NFL Draft. The cornerback was named to the 2022 Pro Bowl after sharing the league lead in interceptions with six as a rookie.

### UTSA'S NFL PLAYERS

- Eric Banks** — Rams (undrafted free agent), Lions, Cardinals, Buccaneers
- Trumane Bell II** — Saints (rookie mini-camp invite)
- Spencer Burford** — 49ers (4th round / 134th overall)
- Joshua Cephus** — Jaguars (undrafted free agent)
- Clifford Chattman** — Falcons (undrafted free agent)
- Marcus Davenport** — Saints (1st round / 14th overall), Vikings, Lions
- Devron Davis** — Ravens (rookie mini-camp invite)
- Lucas Dean** — Giants (rookie mini-camp invite)
- Josh Dunlop** — Chargers (undrafted free agent)
- Hunter Duplessis** — Broncos (rookie mini-camp invite)
- Michael Egwuagu** — Bears (rookie mini-camp invite)
- Clarence Hicks** — Bengals (undrafted free agent)
- Andrew King** — Bills (rookie mini-camp invite)
- Ashaad Mabry** — Saints (undrafted free agent), Panthers
- Ahofitu Maka** — Giants (rookie mini-camp invite), Vikings
- Brandon Matterson** — Broncos (undrafted free agent), Buccaneers
- Corey Mayfield Jr.** — Ravens (undrafted free agent)
- Sincere McCormick** — Raiders (undrafted free agent)
- Jeremiah Moeller** — Bears (rookie mini-camp invite)
- Jordan Moore** — Falcons (undrafted free agent), Broncos
- David Morgan II** — Vikings (6th round / 188th overall)
- Jason Neill** — Cowboys (undrafted free agent), Browns
- Tykee Ogle-Kellogg** — Commanders (rookie mini-camp invite)
- Bennett Okotcha** — Titans (undrafted free agent)
- Austin Pratt** — Buccaneers (rookie mini-camp invite)
- Brian Price** — Packers (undrafted free agent), Cowboys, Raiders, Browns, Colts, Jaguars, Lions
- Yannis Routsas** — Commanders (rookie mini-camp invite)
- Jared Sackett** — Broncos (rookie mini-camp invite)
- Trelon Smith** — Falcons (rookie mini-camp invite)
- Kevin Strong Jr.** — Lions (undrafted free agent), Titans, Cardinals
- Dalton Sturm** — Cowboys (undrafted free agent)
- Josiah Tauaefa** — Giants (undrafted free agent)
- Josh Walker** — Steelers (rookie mini-camp invite)
- Triston Wade** — Seahawks (undrafted free agent)
- Leroy Watson** — Falcons (undrafted free agent), 49ers, Browns
- Charles Wiley** — Ravens, (undrafted free agent), Giants, Browns
- Jarveon Williams** — Bengals (undrafted free agent)
- Teddy Williams\*** — Cowboys (undrafted free agent), Colts, Cardinals, Bears, Jaguars, Panthers, Giants
- Tariq Woolen** — Seahawks (5th round / 153rd overall)

\* did not play football at UTSA (track & field)



« HONOR ROLL »



**Spencer Burford, OL**  
2021 Phil Steele  
Honorable Mention All-American



**Lucas Dean, P**  
2020 Sporting News  
Second-Team All-American  
2020 Phil Steele  
Fourth-Team All-American



**Hunter Duplessis, PK**  
2020 Phil Steele  
Honorable Mention All-American  
2020 Lou Groza Award Semifinalist



**Zakhari Franklin, WR**  
2022 Phil Steele  
Honorable Mention All-American



**Frank Harris, QB**  
2021, '22 Davey O'Brien Award  
Semifinalist  
2021, '22, '23 Earl Campbell Tyler  
Rose Award Semifinalist  
2022 Earl Campbell Tyler Rose Award  
Finalist



**Clarence Hicks, OLB**  
2021 Phil Steele  
Honorable Mention All-American



**Sincere McCormick, RB**  
2019 FWAA Freshman All-American  
2020, '21 FWAA  
Second-Team All-American  
2020, '21 Phil Steele  
Second-Team All-American  
2021 Associated Press  
Third-Team All-American  
2020, '21 Earl Campbell Tyler Rose  
Award Finalist  
2020, '21 Doak Walker Award  
Semifinalist



**Trey Moore, OLB**  
2022 FWAA Freshman All-American  
2022 The Athletic  
Freshman All-American  
2022 College Football News  
Freshman All-American  
2023 FWAA  
Second-Team All-American



**David Morgan II, TE**  
2015 USA TODAY Sports  
Second-Team All-American  
2015 SportsIllustrated.com  
Honorable Mention All-American



**Yannis Routsas, P**  
2017 Ray Guy Award Semifinalist



**Jared Sackett, PK**  
2017, '18 Lou Groza Award  
Semifinalist  
2017 USA TODAY Sports  
Freshman All-American



**Josiah Tauaefa, LB**  
2016 FWAA First-Team Freshman  
All-American  
2016 Campus Insiders Honorable  
Mention Freshman All-American  
2018 Butkus Award Semifinalist



**Triston Wade, S**  
2014 Jim Thorpe Award Semifinalist



**Jeff Traylor**  
2021 AFCA Region 4 Coach of the Year  
2021 AFCA National Coach of the  
Year Finalist  
2021, '22 Eddie Robinson Coach of the  
Year Finalist  
2021 George Munger College Coach  
of the Year Finalist  
2022 George Munger College Coach  
of the Year Semifinalist  
2022 Paul "Bear" Bryant Awards  
Coach of the Year Finalist



**Jess Loepp**  
2021 Broyles Award Semifinalist

# « HONOR ROLL »

## CONFERENCE SUPERLATIVES



**Kevorian Barnes, RB**  
2022 Conference USA  
Freshman of the Year



**Marcus Davenport, DL**  
2017 Conference USA  
Defensive Player of the Year



**Lucas Dean, P**  
2020 Conference USA  
Special Teams  
Player of the Year



**Frank Harris, QB**  
2019 Conference USA  
Most Valuable Player



**Sincere McCormick, RB**  
2019 Conference USA  
Freshman of the Year  
2020, '21 Conference USA  
Offensive Player of the Year



**Trey Moore, OLB**  
2023 American  
Athletic Conference  
Defensive Player of the Year



**Josiah Tauaefa, LB**  
2016 Conference USA  
Freshman of the Year



**Jeff Traylor**  
2021, '22 Conference USA  
Coach of the Year

## ALL-CONFERENCE SELECTIONS

### Western Athletic Conference

#### First Team

Triston Wade, S \_\_\_\_\_ 2012

#### Second Team

Franky Anaya, DL \_\_\_\_\_ 2012  
Scott Inskeep, OL \_\_\_\_\_ 2012  
Steven Kurfehs, LB \_\_\_\_\_ 2012  
Brandon Reeves, LB \_\_\_\_\_ 2012

#### Honorable Mention

Cody Harris, OL \_\_\_\_\_ 2012  
Kenny Harrison, PR \_\_\_\_\_ 2012  
Cole Hubble, TE \_\_\_\_\_ 2012  
Kam Jones, WR \_\_\_\_\_ 2012  
Evans Okotcha, RB \_\_\_\_\_ 2012

### Conference USA

#### First Team

Brandon Brown, DT \_\_\_\_\_ 2022  
Spencer Burford, OL \_\_\_\_\_ 2021  
Clifford Chattman, DB \_\_\_\_\_ 2022  
Marcus Davenport, DL \_\_\_\_\_ 2017  
Lucas Dean, P \_\_\_\_\_ 2020  
Hunter Duplessis, PK \_\_\_\_\_ 2020, '21  
Zakhari Franklin, WR \_\_\_\_\_ 2021, '22  
Frank Harris, QB \_\_\_\_\_ 2022  
Clarence Hicks, LB \_\_\_\_\_ 2021  
Ahofitu Maka, OL \_\_\_\_\_ 2022  
Corey Mayfield Jr., DB \_\_\_\_\_ 2022  
Sincere McCormick, RB \_\_\_\_\_ 2020, '21  
Josiah Tauaefa, LB \_\_\_\_\_ 2016  
Rashad Wisdom, DB \_\_\_\_\_ 2020, '21

#### Second Team

Matt Bayliss, LS \_\_\_\_\_ 2017  
Spencer Burford, OL \_\_\_\_\_ 2020  
Caleb Cantrell, LS \_\_\_\_\_ 2021  
Joshua Cephus, WR \_\_\_\_\_ 2022  
De'Corian Clark, WR \_\_\_\_\_ 2022  
Marcus Davenport, DL \_\_\_\_\_ 2016  
Lucas Dean, P \_\_\_\_\_ 2021, '22  
Michael Egwuagu, DB \_\_\_\_\_ 2016  
Frank Harris, QB \_\_\_\_\_ 2021  
Makai Hart, OL \_\_\_\_\_ 2020  
Jaylon Haynes, DL \_\_\_\_\_ 2021  
Sean Ianno, PK \_\_\_\_\_ 2014  
Scott Inskeep, OL \_\_\_\_\_ 2013  
Jamal Ligon, LB \_\_\_\_\_ 2022  
Ahofitu Maka, OL \_\_\_\_\_ 2020, '21  
Jesse Medrano, LS \_\_\_\_\_ 2014  
Grant Merka, LS \_\_\_\_\_ 2018  
David Morgan II, TE \_\_\_\_\_ 2015  
Jason Neill, DL \_\_\_\_\_ 2015  
Bennett Okotcha, DB \_\_\_\_\_ 2015  
Jared Sackett, K \_\_\_\_\_ 2022

Robert Singletary, DL \_\_\_\_\_ 2014  
Kevin Strong Jr., DL \_\_\_\_\_ 2017  
Triston Wade, DB \_\_\_\_\_ 2013, '14

#### Honorable Mention

Ernesto Almaraz, OL \_\_\_\_\_ 2022  
Eric Banks, DL \_\_\_\_\_ 2019  
Kevorian Barnes, RB \_\_\_\_\_ 2022  
La'Kel Bass, LB \_\_\_\_\_ 2017  
Walker Baty, OL \_\_\_\_\_ 2022  
Matt Bayliss, LS \_\_\_\_\_ 2016  
Nick Booker-Brown, DE \_\_\_\_\_ 2022  
Brenden Brady, RB \_\_\_\_\_ 2022  
Codie Brooks, DL \_\_\_\_\_ 2013  
Brandon Brown, DL \_\_\_\_\_ 2021  
Spencer Burford, OL \_\_\_\_\_ 2019  
Caleb Cantrell, LS \_\_\_\_\_ 2020, '22  
Oscar Cardenas, TE \_\_\_\_\_ 2022  
Chris Carpenter, KR \_\_\_\_\_ 2022  
Jarrod Carter-McLin, DL \_\_\_\_\_ 2019  
Joshua Cephus, WR, PR \_\_\_\_\_ 2020, '21, '22  
Lorenzo Dantzler, DL \_\_\_\_\_ 2020, '21  
Marcus Davenport, DE \_\_\_\_\_ 2015  
Kevin Davis, OL \_\_\_\_\_ 2022  
Brennon Dingle, KR \_\_\_\_\_ 2020  
Jevonte Domond, OL \_\_\_\_\_ 2016  
Drew Douglas, LB \_\_\_\_\_ 2015  
Josh Dunlop, OL \_\_\_\_\_ 2019  
Michael Egwuagu, DB \_\_\_\_\_ 2015  
Joe Evans, DT \_\_\_\_\_ 2022  
Nickroy Fortune, DB \_\_\_\_\_ 2022  
Zakhari Franklin, WR \_\_\_\_\_ 2020  
Nate Gaines, DB \_\_\_\_\_ 2017  
Trevor Harmanson, LB \_\_\_\_\_ 2020, '21, '22  
Cody Harris, OL \_\_\_\_\_ 2013  
Frank Harris, QB \_\_\_\_\_ 2020  
Makai Hart, OL \_\_\_\_\_ 2021  
Jaylon Haynes, DL \_\_\_\_\_ 2019, '20  
Terrell Haynes, OL \_\_\_\_\_ 2021, '22  
Cole Hubble, TE \_\_\_\_\_ 2013  
Scott Inskeep, OL \_\_\_\_\_ 2014  
Jens Jeters, LB \_\_\_\_\_ 2014  
Nic Johnston, DB \_\_\_\_\_ 2013  
Kam Jones, WR \_\_\_\_\_ 2013, '14  
Steven Kurfehs, LB \_\_\_\_\_ 2013  
C.J. Levine, DB \_\_\_\_\_ 2018  
Jamal Ligon, LB \_\_\_\_\_ 2021  
Ashaad Mabry, DL \_\_\_\_\_ 2013, '14  
Brandon Matterson, DL \_\_\_\_\_ 2020  
Corey Mayfield Jr., DB \_\_\_\_\_ 2020, '21  
Sincere McCormick, RB \_\_\_\_\_ 2019  
Jordan Moore, DB \_\_\_\_\_ 2016  
Trey Moore, LB \_\_\_\_\_ 2022  
David Morgan II, TE \_\_\_\_\_ 2014  
Bennett Okotcha, DB \_\_\_\_\_ 2013  
Cody Rogers, DL \_\_\_\_\_ 2014  
Yannis Routsas, P \_\_\_\_\_ 2018  
Jared Sackett, PK \_\_\_\_\_ 2017, '18

Robert Singletary, DL \_\_\_\_\_ 2013  
Eric Soza, QB \_\_\_\_\_ 2013  
Kristian Stern, P \_\_\_\_\_ 2013, '14  
Josh Stewart, WR \_\_\_\_\_ 2016  
Carlos Strickland II, TE \_\_\_\_\_ 2019  
Kevin Strong Jr., DL \_\_\_\_\_ 2018  
Josiah Tauaefa, LB \_\_\_\_\_ 2018  
Dadrian Taylor, KR, DB \_\_\_\_\_ 2021, '22  
Kerry Thomas Jr., WR \_\_\_\_\_ 2015  
Leroy Watson, TE \_\_\_\_\_ 2020  
Charles Wiley, LB \_\_\_\_\_ 2020, '21  
Jarveon Williams, RB \_\_\_\_\_ 2015  
Tariq Woolen, DB \_\_\_\_\_ 2021

#### All-Freshman Team

Demetris Allen, OL \_\_\_\_\_ 2020  
Kevorian Barnes, RB \_\_\_\_\_ 2022  
Codie Brooks, DL \_\_\_\_\_ 2013  
Brandon Brown, DL \_\_\_\_\_ 2021  
Spencer Burford, OL \_\_\_\_\_ 2018  
Christian Clayton, DL \_\_\_\_\_ 2020  
Dan Dishman, TE \_\_\_\_\_ 2021  
Jaylon Haynes, DT \_\_\_\_\_ 2017  
Tai Leonard, DT \_\_\_\_\_ 2022  
Jamal Ligon, LB \_\_\_\_\_ 2020  
Sincere McCormick, RB \_\_\_\_\_ 2019  
Trey Moore, LB \_\_\_\_\_ 2022  
Ken Robinson, DB \_\_\_\_\_ 2020  
Josiah Tauaefa, LB \_\_\_\_\_ 2016  
Rashad Wisdom, DB \_\_\_\_\_ 2019  
Jared Sackett, PK \_\_\_\_\_ 2017

### American Athletic Conference

#### First Team

Kam Alexander, CB \_\_\_\_\_ 2023  
Joshua Cephus, WR \_\_\_\_\_ 2023  
Frank Harris, QB \_\_\_\_\_ 2023  
Trey Moore, LB \_\_\_\_\_ 2023  
Rashad Wisdom, S \_\_\_\_\_ 2023

#### Second Team

Chase Allen, K \_\_\_\_\_ 2023  
Lucas Dean, P \_\_\_\_\_ 2023  
Terrell Haynes, OG \_\_\_\_\_ 2023  
Donyai Taylor, LB \_\_\_\_\_ 2023

#### Third Team

Ernesto Almaraz, OT \_\_\_\_\_ 2023  
Brandon Brown, DL \_\_\_\_\_ 2023  
Oscar Cardenas, TE \_\_\_\_\_ 2023  
Joe Evans, DL \_\_\_\_\_ 2023  
Brandon Matterson, DL \_\_\_\_\_ 2023

#### Honorable Mention

Cory Godinet, OG \_\_\_\_\_ 2023  
Jamal Ligon, LB \_\_\_\_\_ 2023

# « HONOR ROLL »

## PLAYER OF THE WEEK AWARDS

### National

#### Davey O'Brien QB of the Week

Frank Harris, QB (Co) \_\_\_\_\_ 11/21/23

#### Davey O'Brien Great 8

Frank Harris, QB \_\_\_\_\_ 9/14/20  
 Frank Harris, QB \_\_\_\_\_ 11/16/20  
 Frank Harris, QB \_\_\_\_\_ 11/30/20  
 Frank Harris, QB \_\_\_\_\_ 9/7/21  
 Frank Harris, QB \_\_\_\_\_ 10/11/21  
 Frank Harris, QB \_\_\_\_\_ 9/12/22  
 Frank Harris, QB \_\_\_\_\_ 10/9/23  
 Frank Harris, QB \_\_\_\_\_ 11/21/23

#### Earl Campbell Tyler Rose Player of the Week

Frank Harris, QB \_\_\_\_\_ 11/23/21  
 Frank Harris, QB \_\_\_\_\_ 9/13/22  
 Frank Harris, QB \_\_\_\_\_ 11/21/23  
 Sincere McCormick, RB \_\_\_\_\_ 10/26/20  
 Sincere McCormick, RB \_\_\_\_\_ 9/28/21

#### Jim Thorpe Award Honor Roll

Antonio Parks, S \_\_\_\_\_ 10/26/20  
 Rashad Wisdom, S \_\_\_\_\_ 11/16/20

#### Lou Groza Award Stars of the Week

Jared Sackett, PK \_\_\_\_\_ 10/1/18

#### Manning Award Quarterback of the Week

Frank Harris, QB \_\_\_\_\_ 10/14/21

#### Manning Award Stars of the Week

Frank Harris, QB \_\_\_\_\_ 9/14/20  
 Frank Harris, QB \_\_\_\_\_ 11/30/20  
 Frank Harris, QB \_\_\_\_\_ 10/11/21  
 Frank Harris, QB \_\_\_\_\_ 9/12/22  
 Frank Harris, QB \_\_\_\_\_ 10/3/22  
 Frank Harris, QB \_\_\_\_\_ 10/9/23  
 Frank Harris, QB \_\_\_\_\_ 10/30/23  
 Frank Harris, QB \_\_\_\_\_ 11/20/23

#### Ray Guy Award Punter of the Week

Lucas Dean, P \_\_\_\_\_ 10/6/20  
 Yannis Routsas, P \_\_\_\_\_ 10/24/18

#### Athlon's Freshman Defensive Player of the Week

Jamal Ligon, LB \_\_\_\_\_ 9/28/20

### Western Athletic Conference

#### Defense

Triston Wade, S \_\_\_\_\_ 9/3/12

#### Special Teams

Sean Ianno, PK \_\_\_\_\_ 9/3/12  
 Kenny Harrison, PR \_\_\_\_\_ 9/17/12  
 Kenny Harrison, PR \_\_\_\_\_ 11/26/12

### Conference USA

#### Offense

Frank Harris, QB \_\_\_\_\_ 9/21/20  
 Frank Harris, QB \_\_\_\_\_ 10/11/21  
 Frank Harris, QB \_\_\_\_\_ 11/22/21  
 Frank Harris, QB \_\_\_\_\_ 9/5/22  
 Frank Harris, QB \_\_\_\_\_ 9/12/22  
 Frank Harris, QB \_\_\_\_\_ 10/3/22  
 Frank Harris, QB \_\_\_\_\_ 10/24/22  
 Sincere McCormick, RB \_\_\_\_\_ 10/7/19  
 Sincere McCormick, RB \_\_\_\_\_ 9/14/20  
 Sincere McCormick, RB \_\_\_\_\_ 10/26/20  
 Sincere McCormick, RB \_\_\_\_\_ 11/23/20  
 Sincere McCormick, RB \_\_\_\_\_ 12/1/20  
 Eric Soza, QB \_\_\_\_\_ 11/25/13

#### Defense

Trumane Bell II, DL \_\_\_\_\_ 9/20/21  
 Marcus Davenport, DE \_\_\_\_\_ 10/23/17  
 Michael Egwuagu, S \_\_\_\_\_ 10/5/15  
 Trevor Harmanson, LB \_\_\_\_\_ 12/1/20  
 Clarence Hicks, OLB \_\_\_\_\_ 9/27/21  
 Clarence Hicks, OLB \_\_\_\_\_ 11/22/21  
 Jens Jeters, LB \_\_\_\_\_ 9/1/14  
 Jamal Ligon, LB \_\_\_\_\_ 9/28/20  
 Antonio Parks, S \_\_\_\_\_ 10/26/20  
 Robert Singletary, DE \_\_\_\_\_ 10/13/14  
 Josiah Tavaeafa, LB \_\_\_\_\_ 10/10/16  
 Josiah Tavaeafa, LB (Co) \_\_\_\_\_ 9/25/17  
 Rashad Wisdom, S \_\_\_\_\_ 11/16/20

#### Special Teams

Lucas Dean, P \_\_\_\_\_ 12/1/20  
 Hunter Duplessis, PK \_\_\_\_\_ 9/14/20  
 Hunter Duplessis, PK \_\_\_\_\_ 9/6/21  
 Hunter Duplessis, PK \_\_\_\_\_ 9/27/21  
 Hunter Duplessis, PK \_\_\_\_\_ 11/22/21  
 Sean Ianno, PK \_\_\_\_\_ 11/11/13  
 Sean Ianno, PK \_\_\_\_\_ 10/13/14  
 Sean Ianno, PK \_\_\_\_\_ 11/17/14  
 Sheldon Jones, PR \_\_\_\_\_ 9/13/21  
 Jared Sackett, PK \_\_\_\_\_ 11/20/17  
 Jared Sackett, PK \_\_\_\_\_ 9/24/18  
 Jared Sackett, PK \_\_\_\_\_ 9/5/22  
 Jared Sackett, PK \_\_\_\_\_ 10/10/22  
 Jared Sackett, PK \_\_\_\_\_ 11/7/22  
 Jared Sackett, PK \_\_\_\_\_ 11/21/22  
 Jared Sackett, PK \_\_\_\_\_ 11/28/22

### American Athletic Conference

#### Offense

Frank Harris, QB \_\_\_\_\_ 11/20/23

#### Defense

Trey Moore, OLB \_\_\_\_\_ 9/11/23  
 Trey Moore, OLB \_\_\_\_\_ 10/16/23  
 Trey Moore, OLB \_\_\_\_\_ 10/30/23

#### Special Teams

Chase Allen, PK \_\_\_\_\_ 9/11/23

### NFL Scouting Combine Participants

Spencer Burford, OL \_\_\_\_\_ 2022  
 Marcus Davenport, DE \_\_\_\_\_ 2018  
 Sincere McCormick, RB \_\_\_\_\_ 2022  
 David Morgan II, TE \_\_\_\_\_ 2016  
 Tariq Woolen, CB \_\_\_\_\_ 2022

### Postseason All-Star Game Participants

#### Collegiate Gridiron Showcase

La'Kel Bass, LB \_\_\_\_\_ 2017  
 Jarrod Carter-McLin, DE \_\_\_\_\_ 2019  
 Devron Davis, CB \_\_\_\_\_ 2017  
 Dalton Sturm, QB \_\_\_\_\_ 2017

#### East-West Shrine Bowl

David Morgan II, TE \_\_\_\_\_ 2015  
 Joshua Cephus, WR \_\_\_\_\_ 2023

#### NFLPA Collegiate Bowl

Trevor Harmanson, LB \_\_\_\_\_ 2022  
 Clarence Hicks, LB \_\_\_\_\_ 2021  
 Ahofitu Maka, C \_\_\_\_\_ 2022  
 Corey Mayfield Jr., CB \_\_\_\_\_ 2022

#### Senior Bowl

Spencer Burford, OL \_\_\_\_\_ 2021  
 Marcus Davenport, DE \_\_\_\_\_ 2017  
 Tariq Woolen, CB \_\_\_\_\_ 2021

#### Tropical Bowl

Carl Austin III, DB \_\_\_\_\_ 2019  
 Clifford Chattman, DB \_\_\_\_\_ 2022  
 Nate Gaines, S \_\_\_\_\_ 2017  
 Brandon Rolfe, OL \_\_\_\_\_ 2021  
 Kevin Strong Jr. \_\_\_\_\_ 2018  
 Dadrian Taylor, DB \_\_\_\_\_ 2022

# « ACADEMIC HONOR ROLL »



**Lucas Dean**  
 2023-24 American Athletic Conference Football  
 Scholar-Athlete of the Year  
 2023 William V. Campbell Trophy Semifinalist  
 2021, '22, '23 CSC Academic All-District First Team  
 2021 Conference USA All-Academic Team



**Trey Moore**  
 2023 CSC Academic All-America Second Team  
 2023 CSC Academic All-District



**Hunter Duplessis**  
 2020, '21 William V. Campbell Trophy Semifinalist  
 2021 CSC Academic All-American  
 2020, '21 CSC Academic All-District First Team  
 2020, '21 Conference USA Football Scholar Athlete of the Year  
 2020, '21 Conference USA All-Academic Team



**Andrew Martel**  
 2019 William V. Campbell Trophy Semifinalist



**Brady Jones**  
 2017 William V. Campbell Trophy Semifinalist  
 2017 Conference USA All-Academic Team



**Yannis Routsas**  
 2018 William V. Campbell Trophy Semifinalist  
 2018 Conference USA All-Academic Team



**Nate Leonard**  
 2014 William V. Campbell Trophy Finalist  
 2014 National Football Foundation Scholar-Athlete  
 2014 CSC Academic All-American First Team  
 2013 CSC Academic All-American Second Team  
 2012, '13, '14 Academic All-District First Team  
 2013, '14 Conference USA Football Scholar-Athlete of the Year  
 2013, '14 Conference USA All-Academic Team



**Eric Soza**  
 2013 William V. Campbell Trophy Finalist  
 2013 National Football Foundation Scholar-Athlete  
 2013 CSC Academic All-District First Team  
 2013 Conference USA All-Academic Team



**Ahofitu Maka**  
 2022 William V. Campbell Trophy Finalist  
 2022 National Football Foundation Scholar-Athlete  
 2022 CSC Academic All-American First Team  
 2020, '21, '22 CSC Academic All-District First Team  
 2021, '22 Conference USA All-Academic Team

## College Sports Communicators (CSC) Academic All-America

### First Team

Nate Leonard (2014)  
 Ahofitu Maka (2022)

### Second Team

Hunter Duplessis (2021)  
 Nate Leonard (2013)  
 Trey Moore (2023)

## AFCA Academic Achievement Award UTSA (2023)

### WAC All-Academic

Aaron Grubb (2012)	Jason Neill (2012)
Seth Grubb (2012)	Payton Rion (2012)
Brandon Guerrero (2012)	Will Ritter (2012)
Zach Hester (2012)	Austin Rushing (2012)
Patrick Hoog (2012)	Nate Shaw (2012)
Nic Johnston (2012)	Eric Soza (2012)
Nate Leonard (2012)	Josh Ward (2012)
Sean Luchnick (2012)	Terrance Wilburn (2012)

### C-USA All-Academic

Lucas Dean (2021)  
 Hunter Duplessis (2020-21)  
 Nate Leonard (2013-14)  
 Ahofitu Maka (2021-22)  
 Eric Soza (2013)  
 Brady Jones (2017)  
 Yannis Routsas (2018)

## College Sports Communicators (CSC) Academic All-District

Kaedric Cobbs (2023)	Ahofitu Maka (2020-22)
Lucas Dean (2021-23)	Trey Moore (2023)
Hunter Duplessis (2020-21)	Tate Sandell (2023)
Cory Godinet (2023)	Eric Soza (2013)
Nate Leonard (2012-14)	

## National Football Foundation (NFF) Hampshire Honor Society

Trumane Bell II (2024)	Andrew Martel (2020)
Myles Benning (2022)	King Newton (2020)
Oscar Cardenas (2024)	Daniel Portillo (2018)
Cade Collenback (2024)	Yannis Routsas (2019)
Lucas Dean (2024)	Jared Sackett (2023)
Hunter Duplessis (2022)	Nate Shaw (2015)
Nate Leonard (2015)	Eric Soza (2014)
Nic Johnston (2015)	Trevor Stevens (2017)
Brady Jones (2018)	Brett Winnegan (2020)
Ahofitu Maka (2023)	

# « ALL-TIME LETTERWINNERS »

Andrew Acosta (41) _____ 2020	Christian Clayton (95) _____ 2020-23	Ronald Gurley (35) _____ 2022	Ashaad Mabry (97) _____ 2011-14
Crosby Adams (4) _____ 2011-14	Gregory Clayton Jr. (83) _____ 2020	Gage Hadlock (48) _____ 2015	Marcellus Mack (9) _____ 2011-14
Kevin Adams (2) _____ 2013	Matthew Cluck (43) _____ 2019	Jeremy Hall (2) _____ 2011	Ferrington Macon (58) _____ 2011-14
Adefemi Adekeye (29) _____ 2011	Kaedric Cobbs (17) _____ 2020, '23	Peyton Hall (18) _____ 2016-18	Tyler Mahnke (38) _____ 2018-21
Josh Adkins (13, 8) _____ 2020-21	Cody Cole (71) _____ 2013	Trevor Harmanson (46, 15, 1) _____ 2019-22	Ahofitu Maka (67, 55) _____ 2019-22
Kam Alexander (18) _____ 2023	Cade Collenback (52) _____ 2020, '22-23	Cody Harris (68) _____ 2011-14	Eddie Lee Marburger (12) _____ 2022-23
Chase Allen (82) _____ 2023	Camron Cooper (33) _____ 2023	Frank Harris (7, 0) _____ 2019-23	Andrew Martel (12) _____ 2016-19
Demetris Allen (73) _____ 2020-23	Triston Crossland (23) _____ 2015	Jarron Harris (90) _____ 2012-13	Davin Martin (30) _____ 2023
Daron Allman (41) _____ 2023	Marcos Curry (9) _____ 2014-17	SaVion Harris (6, 24) _____ 2019-20	Frankie Martinez (68) _____ 2021-23
Ernesto Almaraz (64) _____ 2020-23	Je'Vaun Dabon (28) _____ 2020, '22-23	Kenny Harrison (18) _____ 2011-14	Deandre Marshall (70) _____ 2023
David Amador II (18) _____ 2023	Chase Dahlquist (33) _____ 2013-16	Makai Hart (77) _____ 2020-21	Les Maruo (44) _____ 2017-18
Franky Anaya (64) _____ 2011-12	B.J. Daniels (33) _____ 2017-21	Jaylon Haynes (95, 1) _____ 2017-21	Brandon Matterson (50, 99, 3) _____ 2018-21, '23
Darius Anderson (54) _____ 2011	Lorenzo Dantzier (98, 6) _____ 2018-21	Lekenwic Haynes (37) _____ 2011-12	Corey Mayfield Jr. (26, 2) _____ 2018-22
David Anzaldua (73) _____ 2016-18	Reed Darragh (74) _____ 2014-17	Terrell Haynes (58) _____ 2019-23	Carter McCarthy (85) _____ 2018
Brandon Armstrong (5) _____ 2011-14	Marcus Davenport (93) _____ 2014-17	Payne He'Bert (74) _____ 2022-23	Sincere McCormick (23, 3) _____ 2019-21
Carl Austin III (10, 25) _____ 2015-17, '19	Devron Davis (1) _____ 2016-17	Aneas Henricks (6) _____ 2015	Owen McCown (13) _____ 2023
N'Keal Bailey (24) _____ 2015-16	Isaiah Davis (32, 14) _____ 2020, '22	DeQuarius Henry (45) _____ 2018-21	Willie McCoy (19) _____ 2023
Baylen Baker (99) _____ 2016-19	Kevin Davis (61) _____ 2018-22	Robert Henry (20) _____ 2023	Devin McCuin (14) _____ 2023
Trevor Baker (26) _____ 2014-15	Elliott Davison (29) _____ 2023	Zach Hester (66) _____ 2012-13, '15	Lamonte McDougle (33) _____ 2021-22
James Bakke (77) _____ 2011	Blake Dean (40) _____ 2014-16	Anthony Hickey (32) _____ 2016-17	LaDarian McFarland (42) _____ 2019
Eric Banks (90) _____ 2016-19	Lucas Dean (35, 5) _____ 2019-23	Clarence Hicks (59, 9) _____ 2019-21	Teddrick McGhee (27) _____ 2016, '18-19
Kevorian Barnes (31, 4) _____ 2022-23	Derrick Dick (16) _____ 2015	Cole Hicks (80) _____ 2011-12	Andrew McGowan (82) _____ 2020
La'Kel Bass (42, 31) _____ 2016-17	Brennon Dingle (6) _____ 2020	Steve Holman (51) _____ 2016	Kyle McKinney (67) _____ 2015
Walker Baty (97, 67) _____ 2020, '22-23	Dan Dishman (80) _____ 2021-23	Earon Holmes (12) _____ 2011-14	Chance McLeod (83) _____ 2017
Matt Bayliss (49) _____ 2015-17	Jevonte Domond (78) _____ 2016	Caden Holt (16) _____ 2022	Marquez McNair (4) _____ 2016-18
Stefan Beard (65) _____ 2016-17	Drew Douglas (32) _____ 2013-15	Patrick Hoog (78) _____ 2012	Jesse Medrano (59, 95) _____ 2011-14
Trumane Bell II (49, 15) _____ 2019-23	Syrus Dumas (12) _____ 2023	Allen Horace II (16) _____ 2020	Grant Merka (52) _____ 2018-19
Ronnie Benavidez (46) _____ 2018	Josh Dunlop (64) _____ 2017-19	Cole Hubble (83) _____ 2011-14	Ashton Merrett (54) _____ 2020
Myles Benning (37) _____ 2019-21	Hunter Duplessis (48, 5) _____ 2018-21	JaCorey Hyder (89) _____ 2022	Dalton Miller (56) _____ 2012, '14-15
Cody Berry (3) _____ 2012-13	Stanley Dye Jr. (2, 30) _____ 2015, '17	Sean Ianno (92) _____ 2011, '13-14	Jeremiah Moeller (85) _____ 2011-13
Sean Berry (36) _____ 2020-21	Michael Egwuagu (8) _____ 2013-16	Scott Inskeep (79) _____ 2011-14	Josiah Monroe (15) _____ 2011-14
Kenny Bias (81) _____ 2012-15	Joe Evans (94, 5) _____ 2022-23	Avery Jackson (35) _____ 2017-18	Jordan Moore (29) _____ 2016
Blake Bogenschutz (4) _____ 2015	Victor Falcon (57) _____ 2016	Lawrence Jackson (40) _____ 2018	Trey Moore (31, 1) _____ 2022-23
Joshua Booker-Brown (41) _____ 2017	Denzel Feaster (20) _____ 2021	Jens Jeters (42) _____ 2013-14	Blaze Moorhead (19) _____ 2017-19
Nick Booker-Brown (41, 16) _____ 2022-23	Ronnie Feist (22) _____ 2016	Brenndan Johnson (21) _____ 2017-18	David Morgan II (82) _____ 2011, '13-15
Deven Boston (24) _____ 2019	Nicktroy Fortune (10, 4) _____ 2022-23	Chris Johnson (21) _____ 2011	Avery Morris (25) _____ 2020-23
Tre'Von Bradley (81) _____ 2021	Zakhari Franklin (18, 4) _____ 2019-22	Clayton Johnson (29) _____ 2017-19	Javontavius Mosley (28) _____ 2017
Brenden Brady (22, 5) _____ 2018-22	Zah Frazier (11) _____ 2022-23	Drew Johnson (45, 57) _____ 2013	Dexter Myers (10) _____ 2020
Codie Brooks (94) _____ 2013-14	Brandon Freeman (84) _____ 2011-13	Jared Johnson (15) _____ 2016	Romario Napoles (47) _____ 2015-16
Tevin Broussard (23) _____ 2013-14	Martavius French (34, 10) _____ 2022-23	Kadari Johnson (31) _____ 2020	Lowell Narcisse (10) _____ 2019-20
Andre Brown (20) _____ 2013-14	Robert Fuentes (97) _____ 2018	Kirk Johnson Jr. (16) _____ 2018-19	Jason Neill (96) _____ 2011-12, '14-15
Brady Brown (75) _____ 2011	Nate Gaines (11) _____ 2014-17	Nic Johnston (22) _____ 2011-13	Kevin Nelson (76, 94) _____ 2019-20
Brandon Brown (90, 9, 2) _____ 2021-23	Jalyn Galmore (70) _____ 2018, '20-21	Brady Jones (85, 86) _____ 2015-17	King Newton (92) _____ 2016-19
Kaleb Brown (43) _____ 2023	Kevin Garcia (53) _____ 2015	Kam Jones (1) _____ 2011-14	Orryn Nicholson (31) _____ 2018
Spencer Burford (74) _____ 2018-21	Karch Gardiner (16) _____ 2022	Malik Jones (18) _____ 2021-22	T.J. Nielsen (80) _____ 2011
Richard Burge (61) _____ 2011-14	Layton Garnett (55) _____ 2019	Sheldon Jones (2, 13) _____ 2018-21	Kelechi Nwachuku (1, 11, 6) _____ 2019-23
JaColbie Butler (22, 26) _____ 2015-16	Ronnie Garza (79) _____ 2022	Austin Jupe (41, 2) _____ 2016-17	Josh Oatis (78) _____ 2018-20
Jameian Buxton (98) _____ 2023	D.J. Gillins (15) _____ 2018	Ben Kane (43) _____ 2015-16	Tykee Ogle-Kellogg (11) _____ 2018, '20-23
Miguellino Byrd (33) _____ 2011-12	David Glasco II (11) _____ 2011-14	Alpha Khan (35) _____ 2023	Matthew Ojeda (62) _____ 2020
Pig Cage (19, 38) _____ 2022-23	Darryl Godfrey (23) _____ 2015-18	Andrew King (38) _____ 2016	Bennett Okotcha (21) _____ 2013-15
Greg Campbell Jr. (10) _____ 2017-18	Cory Godinet (53) _____ 2023	Brian King (10) _____ 2012-14	Evans Okotcha (36) _____ 2011-13
Caleb Cantrell (53) _____ 2019-22	Cassius Grady (28) _____ 2018-19	T.J. King (98) _____ 2016-18	Everett Ornstein (92) _____ 2020
Oscar Cardenas (84, 9) _____ 2020-23	Jacob Graner (79) _____ 2018	Vontrell King-Williams (97) _____ 2015-16	Bosah Osakwe (75) _____ 2018, '20
JayYeon Cardwell (16) _____ 2020	Jordan Gray (70) _____ 2013-15	Buffalo Kruize (50) _____ 2023	Patrick Overmyer (89) _____ 2023
Chris Carpenter (15) _____ 2022-23	Peter Gray (57) _____ 2020	Steven Kurfehs (44) _____ 2011-13	Zach Pare (77) _____ 2017
Tucker Carter (6) _____ 2014	Bryce Grays (26) _____ 2023	Luke Lapeze (76) _____ 2022-23	Antonio Parks (4) _____ 2019-21
Jarrod Carter-McLin (91) _____ 2016-19	Dywan Griffin (5, 14) _____ 2019-20, '22-23	Cade Laufer (46) _____ 2015	Dominic Pastucci (66) _____ 2017-21
Gabriel Casillas (72) _____ 2016	Rocko Griffin (24) _____ 2023	Nate Leonard (55) _____ 2011-14	Juan Perez-Isidoro (60) _____ 2014-16
William Cavanaugh (63) _____ 2013-15	Rodney Groce Jr. (22) _____ 2023	Tai Leonard (98, 99) _____ 2022-23	Donovan Perkins (43) _____ 2018
Dannon Cavil (82) _____ 2017	Aaron Grubb (88) _____ 2012-15	Miles Lerch (89) _____ 2014	Jim Philistin (98) _____ 2017-18
Joshua Cephus (80, 12, 2) _____ 2019-23	Seth Grubb (86) _____ 2011-14	C.J. Levine (14) _____ 2015-18	Drew Phillips (74) _____ 2011
Clifford Chatman (4) _____ 2022	Cordale Grundy (14) _____ 2018	Jamal Ligon (88, 8) _____ 2020-23	Xavier Player (29) _____ 2021-22
Justin Chavez (30) _____ 2014-15	Brandon Guerrero (54) _____ 2012-13	Joseph Lizcano (31) _____ 2011-13	Daniel Portillo (13) _____ 2015-17
De'Corian Clark (83, 88, 1) _____ 2019-22	DeMarco Guidry (41) _____ 2018, '20	Jaylon Lott (39) _____ 2020	Austin Pratt (68) _____ 2015-17
Tyrell Clay (31, 22) _____ 2015-17	Matt Guidry (89) _____ 2016-18	Sean Luchnick (89, 34) _____ 2011-12	Jarrett Preston (47, 27) _____ 2019-21



## « ALL-TIME LETTERWINNERS »

Brian Price (91) _____ 2013-15	Treyvion Shannon (65) _____ 2018-19	Travon Sylvester (51) _____ 2023	Duke Wheeler (37, 4) _____ 2014-15
Dru Prox (16, 55) _____ 2021-22	Gavin Sharp (87) _____ 2018-22	Venly Tatafu (75) _____ 2022-23	Mike Wilburn (83) _____ 2011
Jalen Rainey (24) _____ 2023	Nate Shaw (27) _____ 2011-14	Josiah Tauaefa (55) _____ 2016-18	Terrance Wilburn (28) _____ 2012
Jaren Randle (82) _____ 2023	Vic Shaw (91) _____ 2023	Aron Taylor (17) _____ 2014-15	Charles Wiley (96, 2) _____ 2020-21
Brandon Reeves (53) _____ 2011-12	Ryan Shockency (22) _____ 2020-22	Dadrian Taylor (32, 7) _____ 2018-22	Marcellus Wilkerson (19) _____ 2023
Jaylen Rhodes (28, 5) _____ 2015-18	Asyrus Simon (17) _____ 2020-23	Donyai Taylor (30, 12, 7) _____ 2020-23	Cinque Williams (32) _____ 2022-23
Payton Rion (51) _____ 2011, '13-14	CheRod Simpson (41) _____ 2011-13	JaBryce Taylor (83) _____ 2015-16	Cory Williams (93) _____ 2011
Will Ritter (40) _____ 2011-13	Robert Singletery (50) _____ 2013-14	Blake Terry (52) _____ 2011-13	Jarveon Williams (20, 2) _____ 2013-16
Austin Robinson (3) _____ 2014	Marlon Smith (45) _____ 2011	Houston Thomas (88) _____ 2023	Julon Williams (19) _____ 2020
Jimmori Robinson (40) _____ 2022-23	Trelon Smith (28) _____ 2022	Kerry Thomas Jr. (14, 7) _____ 2014-17	Monte Williams (69) _____ 2020
Ken Robinson (21) _____ 2020-23	Eric Soza (8) _____ 2011-13	Ronald Triplette (44) _____ 2022-23	Shaq Williams (81) _____ 2016-17
Cody Rogers (43) _____ 2011-14	Xavier Spencer (23) _____ 2020-23	Jonathan Tuiolosega (75) _____ 2015-16	Tevin Williams (6) _____ 2011
Brandon Rolfe (60, 75) _____ 2020-21	Dre Spriggs (24) _____ 2022	Franklin Uesi (96) _____ 2016-17	Jace Wilson (10) _____ 2023
John Roper (91) _____ 2011	Darrien Starling (24) _____ 2011-14	Vance Vallair (17) _____ 2018-19	Brett Winnegan (20) _____ 2015-17, '19
Devin Rothrock (47) _____ 2017	Larry Stephens (84) _____ 2015-18	Triston Wade (14, 7) _____ 2011-14	Rashad Wisdom (39, 0) _____ 2019-23
Yannis Routsas (39) _____ 2015-18	Kristian Stern (95, 38) _____ 2012-14	Kyle Wakefield (39) _____ 2021-23	Solomon Wise (94, 8) _____ 2016, '19-20
Austin Rushing (89) _____ 2012	Trevor Stevens (87) _____ 2013-16	John Walker III (23) _____ 2011	Clayton Woods (50) _____ 2015
Jared Sackett (42) _____ 2017-18, '22	Halen Steward (34) _____ 2015, '17-19	Josh Walker (76) _____ 2012-14	Tariq Woolen (3, 20) _____ 2018-21
Jahmal Sam (13) _____ 2019, '21	Josh Stewart (80) _____ 2016-17	Jake Wanamaker (10) _____ 2011	Charles Wort (21) _____ 2012
Mike Sanchez (56) _____ 2011	Cade Stoever (81, 15) _____ 2020-21	Josh Ward (47) _____ 2011-12	Jordan Wright (53) _____ 2017-18
Mauricio Sanchez (20, 25) _____ 2011-12, '14-15	Carlos Strickland II (85) _____ 2019	Mark Waters (25) _____ 2011	<i>jersey numbers in parentheses</i>
Tate Sandell (47) _____ 2023	Kevin Strong Jr. (54) _____ 2015-18	Leroy Watson (89, 4, 1) _____ 2019-21	
Isaiah Santos (18) _____ 2015	Dalton Sturm (2, 14) _____ 2015-17	Jordan Weeks (15) _____ 2020	

## « ALL-TIME ASSISTANT COACHES »

Jarrett Anderson (2023)  
 Tony Ball (2019)  
 Al Borges (2018)  
 Kevin Brown (2011-15)  
 Ricky Brumfield (2016-17)  
 Justin Burke (2022-23)  
 Travis Bush (2010-11)  
 Charlie Camp (2018)  
 Bo Davis (2017)  
 Sean Davis (2023)  
 Perry Eliano (2011-15)  
 Darrell Funk (2018-19)  
 Pete Golding (2016-17)  
 Nick Graham (2020-23)  
 Julian Griffin (2020-23)  
 Polo Gutierrez (2009-15)  
 Siddiq Haynes (2022-23)  
 Eric Henderson (2016)  
 Gary Hyman (2018-19)  
 Tony Jeffery (2010-13, '15)  
 Rishaw Johnson (2019)  
 Nathaniel Jones (2011-12)  
 Jeff Kastl (2016-19)  
 Jess Loepp (2020-23)  
 Barry Lunney Jr. (2020-21)  
 Mike Markuson (2015)

Jim Marshall (2010-14)  
 Matt Mattox (2020-22)  
 Marquis Mosely (2014)  
 Mike Menefee (2009-10)  
 Neal Neathery (2010-15)  
 Tyrone Nix (2020)  
 Tommy Perry (2020-21)  
 Jeff Popovich (2013-15)  
 Joe Price III (2022-23)  
 Ryan Pugh (2016-17)  
 Charlie Reeve (2012-15)  
 Eric Roark (2009-15)  
 Jason Rollins (2016-19)  
 David Ross (2009-10)  
 Everette Sands (2016-18)  
 Frank Scelfo (2016-17)  
 Brad Sherrod (2021-23)  
 Will Stein (2020-22)  
 Will Thomas (2019)  
 Patrick Toney (2016-17)  
 Kurt Traylor (2020-23)  
 David Turner (2018)  
 Giovanni Vizza (2018-19)  
 Deron Wilson (2018-19)  
 Rod Wright (2019-21)

### Analysts/Quality Control

Jermial Ashley (2022)  
 Eddie Benavidez (2013-15)  
 Zach Brown (2020-21)  
 Justin Burke (2020-21)  
 Sean Davis (2019-22)  
 Bennett Dettlinger (2016)  
 Darren Drago (2019-20)  
 Aaron Green (2023)  
 Siddiq Haynes (2021)  
 Rishaw Johnson (2018)  
 Dr. Pavit Patel (2021-23)  
 Drew Rhodes (2020-21)  
 Chris Roberts (2020-23)  
 Dylan Sams (2022-23)  
 Zak Sauve (2021-22)  
 Michael Spurlock (2017)  
 Steven Stadler (2022-23)  
 Kevin Sutherland (2020)  
 Jack Swensen (2023)  
 Will Thomas (2018)  
 Colton Traylor (2022)  
 Luke Turner (2023)  
 Giovanni Vizza (2016-17)  
 Malik Walker (2023)  
 Damon Williams (2020)

### Graduate Assistants

Jeff Bowen (2011-13)  
 Terrell Dallas (2018)  
 Ty Gatson (2020)  
 Colyn Givens (2023)  
 Peter Gray (2023)  
 Rishaw Johnson (2016-17)  
 Matthew Kraft (2012-13)  
 Cutter Leftwich (2021)  
 Elijah McQueen (2022-23)  
 Jeremiah Moeller (2014-15)  
 Benny Morrison (2012-14)  
 Tyler Preston (2022-23)  
 Manny Ramirez (2019)  
 Hunter Rittmann (2018-21)  
 John Roper (2015)  
 Anthony Scelfo (2016-17)  
 Aaron Selby (2011)  
 Nate Shaw (2015)  
 Ryan Smith (2014)  
 Will Thomas (2016-17)  
 Giovanni Vizza (2014-15)  
 Damon Williams (2018-19)  
 Jarveon Williams (2020)  
 Deron Wilson (2016-17)  
 Tim Yoder (2022)

# « ALL-TIME NUMERICAL ROSTER »

<b>0</b>	
Frank Harris _____	2020-23
Rashad Wisdom _____	2020-23
<b>1</b>	
De'Corian Clark _____	2022-23
Devron Davis _____	2016-17
Manny Harris _____	2015
Trevor Harmanson _____	2022
Jaylon Haynes _____	2020-21
Kam Jones _____	2011-14
Trey Moore _____	2023
Kelechi Nwachuku _____	2018-19
<b>2</b>	
Kevin Adams _____	2013
Brandon Brown _____	2023
Joshua Cephus _____	2021-23
Zach Conque _____	2012-13
Jeremy Hall _____	2011
Sheldon Jones _____	2018-20
Austin Jupe _____	2017
Taylor Kelley _____	2012
Corey Mayfield Jr. _____	2022
Dalton Sturm _____	2014
Charles Wiley _____	2021
Jarveon Williams _____	2014-16
<b>3</b>	
Cody Berry _____	2012-13
Stanley Dye Jr. _____	2014-16
Brandon Matterson _____	2022-23
Sincere McCormick _____	2020-21
Austin Robinson _____	2013-14
Alondre Thorn _____	2011
Tariq Woolen _____	2017-19, 21
<b>4</b>	
Crosby Adams III _____	2011-14
Kevorian Barnes _____	2023
Blake Bogenschutz _____	2014-15
Clifford Chattman _____	2022
Treston Coleman _____	2012-13
Alin Edouard _____	2018
Nicktroy Fortune _____	2023
Zakhari Franklin _____	2021-22
Marquez McNair _____	2016-18
Antonio Parks _____	2019-20
Leroy Watson _____	2020
Duke Wheeler _____	2015
<b>5</b>	
Brandon Armstrong _____	2011-14
Brenden Brady _____	2020-22
Lucas Dean _____	2022-23
Joe Evans _____	2023
Dywan Griffin _____	2019
Jalen Rhodes _____	2017-18
Corbin White _____	2015-16

<b>6</b>	
Tucker Carter _____	2012-14
Lorenzo Dantzler _____	2021
Brennon Dingle _____	2020
Frank Harris _____	2017
SaVion Harris _____	2019
Jaylon Henderson _____	2015-16
Aneas Henricks _____	2013-16
Kelechi Nwachuku _____	2022-23
Tevin Williams _____	2011
<b>7</b>	
Frank Harris _____	2018-19
Kerry Thomas Jr. _____	2015-17
Ryan Polite _____	2012
Dadrian Taylor _____	2020-22
Donyai Taylor _____	2023
Triston Wade _____	2013-14
<b>8</b>	
Josh Adkins _____	2021
Samuel Barnes _____	2017
Liam Beard _____	2017
Michael Egwuagu _____	2013-16
Brady Lambert _____	2014
Jamal Ligon _____	2021-23
Eric Soza _____	2011-13
Solomon Wise _____	2020
<b>9</b>	
Brandon Brown _____	2022
Oscar Cardenas _____	2022-23
Dannon Cavil _____	2015
Marcos Curry _____	2015-17
Clarence Hicks _____	2020-21
Marcellus Mack _____	2011-14
Jordan Weeks _____	2018-19
<b>10</b>	
Carl Austin III _____	2015
Greg Campbell Jr. _____	2014-18
Clifford Chattman _____	2021
Raleigh Davis _____	2013
Nicktroy Fortune _____	2022
Martavius French _____	2023
Dexter Myers _____	2019-20
Lowell Narcisse _____	2019-21
Diego Tello _____	2022
Jake Wanamaker _____	2011
Jace Wilson _____	2023
<b>11</b>	
Liam Beard _____	2018
Zah Frazier _____	2022-23
Nate Gaines _____	2014-17
David Glasco II _____	2011-14
Matt Guidry _____	2015
Brady Jones _____	2013
Kelechi Nwachuku _____	2020-21

Tykee Ogle-Kellogg _____	2018, '22-23
<b>12</b>	
Joshua Cephus _____	2020
Ron Cuffee Jr. _____	2015
Syrus Dumas _____	2023
Alin Edouard _____	2017
Manny Harris _____	2016
Earon Holmes _____	2011-14
Austin Jupe _____	2014
Eddie Lee Marburger _____	2021-23
Andrew Martel _____	2015-19
Patrick Oyinatumba _____	2012
Suddin Sapien _____	2019
Josh Stewart _____	2015
Donyai Taylor _____	2021-22
<b>13</b>	
Josh Adkins _____	2020
Tre'Von Bradley _____	2022
Brandon Garza _____	2016-19
Sheldon Jones _____	2021
Andrew King _____	2014
Owen McCown _____	2023
Owen Pewee _____	2022-23
Daniel Portillo _____	2013-17
Tre Rosser _____	2012
Jahmal Sam _____	2019-21
Brian Vaughn _____	2012-15
<b>14</b>	
N'Keal Bailey _____	2013-14
Isaiah Davis _____	2021-22
Dywan Griffin _____	2020-23
Cordale Grundy _____	2018-19
C.J. Levine _____	2015-18
Devin McCuin _____	2023
Travis Menn _____	2012-13
Suddin Sapien _____	2020
Dalton Sturm _____	2015-17
Richard Turner _____	2014
Triston Wade _____	2011-12
<b>15</b>	
Trumane Bell II _____	2022-23
Chris Carpenter _____	2022-23
Isiah Cowan _____	2016
DJ. Gillins _____	2018
De'Marco Guidry _____	2017
Trevor Harmanson _____	2020-21
Jared Johnson _____	2016
Josiah Monroe _____	2011-14
Tanner Murray _____	2022
Cade Stoeber _____	2021
Zach Velasquez _____	2015
Jordan Weeks _____	2020
<b>16</b>	
Nick Booker-Brown _____	2023
JayVeon Cardwell _____	2020-21

Tyrell Clay _____	2014
Raleigh Davis _____	2012
Derrick Dick _____	2015
Dondre Dobbins _____	2013
Karch Gardiner _____	2022
Jackson Gilkey _____	2023
Kaden Holt _____	2022
Allen Horace II _____	2020-21
Kirk Johnson Jr. _____	2016-19
Clay Roberts _____	2016
John Simmons _____	2011-13
Mitch Vickery _____	2015
<b>17</b>	
Erik Brown _____	2011-12
Kaedric Cobbs _____	2020-23
Asyrus Simon _____	2020-23
Joseph Richardson _____	2019
Bryce Rivers _____	2018
Aron Taylor _____	2013-16
Brandon Tennison _____	2023
Vance Vallair _____	2017-19
<b>18</b>	
Kam Alexander _____	2023
David Amador II _____	2023
Zakhari Franklin _____	2019-20
Kenny Harrison _____	2011-14
Malik Jones _____	2021-22
Cam Peters _____	2020-22
Isaiah Santos _____	2015-16
Peyton Hall _____	2015-18
<b>19</b>	
Pig Cage _____	2022
Isaiah Clay _____	2014-15
Sean Hesler _____	2012-14
Miles Lerch _____	2012
Willie McCoy _____	2023
Blaze Moorhead _____	2015-19
Bennett Okotcha _____	2012
Zach Rangel _____	2020-21
Darrick Watkins _____	2013
Marcellus Wilkerson _____	2023
Julon Williams _____	2020-22
<b>20</b>	
Andre Brown _____	2013-14
Denzel Feaster _____	2021
Wesley Greene _____	2013
Robert Henry _____	2023
Maurice Poullard _____	2012
Mauricio Sanchez _____	2011
Larry Stephens _____	2014
David Uyong _____	2019
Cameron Wilkins _____	2021-22
Brett Winnegan _____	2015-19
Tariq Woolen _____	2020

# « ALL-TIME NUMERICAL ROSTER »

## 21

Brenndan Johnson	2016-18
Chris Johnson	2011
Bennett Okotcha	2013-15
Ken Robinson	2019-23
Justin Rodriguez	2021-23
Reggie Ross	2017-19
Charles Wort	2012

## 22

Jabari Aiken	2020
Brendan Bennett	2019
Brenden Brady	2018-19
JaColbie Butler	2015
Tyrell Clay	2017
Tye Edwards	2022
Ronnie Feist	2016
Rodney Groce Jr.	2023
Nic Johnston	2011-14
Terence Shaw II	2016
Ryan Shockency	2020-22
Richard Turner	2015

## 23

Patrick Bias	2019
Tevin Broussard	2013-14
Triston Crossland	2014-15
Blake Dean	2013
Jaylon Dukes	2016-18
Darryl Godfrey	2015-18
Ja'Len James	2012
Sincere McCormick	2019
Grayson Medford	2022-23
Xavier Spencer	2020-23
John Walker III	2011

## 24

N'Keal Bailey	2015-17
Deven Boston	2018-19
Rocko Griffin	2023
SaVion Harris	2020
Jalen Rainey	2021-23
Ryan Shockency	2019
Dre Spriggs	2021-22
Darrien Starling	2011-14

## 25

Carl Austin III	2016-19
Quincy Cage	2022
Avery Morris	2020-23
Mauricio Sanchez	2012-15
Mark Waters	2011

## 26

Trevor Baker	2013-15
JaColbie Butler	2016
Bryce Grays	2023
Aaron Grubb	2012
Cole Hicks	2011

Alpha Khan	2022
Jaylon Lott	2022
Corey Mayfield Jr.	2018-21
Tay'lor Perry	2017

## 27

Devin Allen	2015
Teddrick McGhee	2016-19
Jarrett Preston	2020-21
Jakevian Rodgers	2023
Nate Shaw	2011-14

## 28

Je'Vaun Dabon	2020-23
Jacquil Evans	2014
Cassius Grady	2018-19
Brandon High	2023
Jaylon Lott	2021
Javontavius Mosley	2017
Jaren Randle	2020
Jalen Rhodes	2014-16
Trelon Smith	2022
Terrance Wilburn	2012-13

## 29

Adefemi Adekeye	2011
Fred Blow Jr.	2013
Elliott Davison	2023
Kyle Eaves	2020-23
Ronald Gurley	2020
Clayton Johnson	2017-19
Jordan Moore	2016
Uche Njoku	2012
Xavier Player	2021-22
Ragan Robichaux	2014
Matthew Watty	2019
Jarveon Williams	2013
Matthew Wylie	2015-16

## 30

Justin Chavez	2013-16
Jaylon Dukes	2019
Stanley Dye Jr.	2017-18
Chris Hight	2012
De'Anthony Lewis	2021-22
Davin Martin	2023
Justin Rodriguez	2020
Chaez Spurlock	2019
Donyai Taylor	2020
Tony Wallace	2022
Christian Wood-Dvorak	2012

## 31

Kevorian Barnes	2021-22
La'Kel Bass	2017
Tyrell Clay	2015-16
Kadari Johnson	2019-20
Joshua Jones	2018
Joseph Lizcano	2011-14
Corey Lucius Jr.	2023

Trey Moore	2022
Orryn Nicholson	2017-18
Cade Stanley	2019-20

## 32

Isaiah Davis	2020
Drew Douglas	2012-15
Karch Gardiner	2021
Anthony Hickey	2016-17
Caden Hold	2021
Terence Shaw II	2017-19
Dadrian Taylor	2018-19
Cinque Williams	2022-23

## 33

Nnanna Anyanwu	2023
Miguellino Byrd	2011-12
Camron Cooper	2022-23
Chase Dahlquist	2013-16
B.J. Daniels	2017-21
Lamonte McDougle	2021-22

## 34

Martavius French	2022
JaCorey Hyder	2021
Sustin Irvin II	2020
Keyshawn Johnson	2019
Sean Luchnick	2012
Colby McBerty	2020-21
Tank O'Neal	2013-14
Halen Steward	2015-19
James Walley Jr.	2023
Alfred Wande	2017-18

## 35

Xaviar Archangel	2012
Dontae Caine	2012
Edward Chavez	2015
Lucas Dean	2019-21
Ronald Gurley	2021-22
Nathan Guyton	2019
Avery Jackson	2016-18
Alpha Khan	2023
Boo McKnight	2016
Ragan Robichaux	2013
Jordan Smith	2020
Justin Todd	2014

## 36

Samuel Barnes	2018
Sean Berry	2019-21
Isaiah Clay	2016-17
Evans Okotcha	2011-13
Kyle Tyson	2015
Jerod Vick	2014

## 37

Myles Benning	2019-21
Nate Hawkins	2020-21

Lekenwic Haynes	2011-12
Austin Jupe	2015
Carrington Kearney	2016-18
Ronald Link-Milam	2023
Rayshun Spearman Jr.	2016
Duke Wheeler	2014

## 38

Pig Cage	2023
Andrew King	2015-16
Tyler Mahnke	2017-21
Kristian Stern	2012-14
Javonte Van Buren	2022
Mitch Vickery	2016-17

## 39

Jerry Bynum	2012-13
Sean Evans	2012
Eihan Laing	39
Jaylon Lott	2020
Yannis Routsas	2014-18
Kyle Wakefield	2021-23
Rashad Wisdom	2019

## 40

Blake Dean	2014-16
Nolan Heitmeier	2019
Lawrence Jackson	2017-19
Will Ritter	2011-13
Jimmori Robinson	2021-23

## 41

Andrew Acosta	2017-20
Daron Allman	2023
Austin Blake-Smith	2016
Joshua Booker-Brown	2017
Nick Booker-Brown	2022
De'Marco Guidry	2018-21
Cedric Haley	2014
Austin Jupe	2016
CheRod Simpson	2011-13

## 42

La'Kel Bass	2015-16
Jake Brandt	2020
Mason Culton	2023
Dorien Hawkins	2018
Jens Jeters	2013-14
Xion LaGrant	2022
Sal Martinez	2012
LaDarian McFarland	2019
Jared Sackett	2017-18, 2022

## 43

Kaleb Brown	2022-23
Matthew Cluck	2019
Ben Kane	2015-16
Donovan Perkins	2017-20
Cody Rogers	2011-14

# « ALL-TIME NUMERICAL ROSTER »

## 44

Treston Coleman \_\_\_\_\_ 2014  
 Devin Crayton \_\_\_\_\_ 2015  
 Steven Kurfehs \_\_\_\_\_ 2011-13  
 Les Maruo \_\_\_\_\_ 2016-18  
 Dominic Sheppard \_\_\_\_\_ 2019-20  
 Ronald Triplette \_\_\_\_\_ 2021-23  
 Richard Turner \_\_\_\_\_ 2016  
 Kyle Wakefield \_\_\_\_\_ 2020

## 45

Ke'Chawn Compton \_\_\_\_\_ 2020-21  
 Justyn Eddins \_\_\_\_\_ 2013-15  
 Mason Hall \_\_\_\_\_ 2022-23  
 DeQuarius Henry \_\_\_\_\_ 2016-21  
 Drew Johnson \_\_\_\_\_ 2012  
 Nigel Naulls \_\_\_\_\_ 2014  
 Marlon Smith \_\_\_\_\_ 2011

## 46

Devin Allen \_\_\_\_\_ 2016  
 Ronnie Benavidez \_\_\_\_\_ 2016-18  
 Parker Cundiff \_\_\_\_\_ 2012  
 Seth Damrow \_\_\_\_\_ 2016-17  
 Cade Edwards \_\_\_\_\_ 2020  
 Trevor Harmanson \_\_\_\_\_ 2019  
 Cade Laufer \_\_\_\_\_ 2012-15

## 47

Steven Dadzie \_\_\_\_\_ 2019  
 KJ Elder \_\_\_\_\_ 2020  
 Romario Napoles \_\_\_\_\_ 2015-16  
 Jarrett Preston \_\_\_\_\_ 2018-19  
 Devin Rothrock \_\_\_\_\_ 2017  
 Tate Sandell \_\_\_\_\_ 2022-23  
 Josh Ward \_\_\_\_\_ 2011-14  
 Dedrick Wilson \_\_\_\_\_ 2020

## 48

Chris Bryson \_\_\_\_\_ 2023  
 Hunter Duplessis \_\_\_\_\_ 2016-20  
 Jack Giblin \_\_\_\_\_ 2016  
 Gage Hadlock \_\_\_\_\_ 2012-15  
 Wiliam Turner \_\_\_\_\_ 2020

## 49

Matt Bayliss \_\_\_\_\_ 2013-17  
 Trumane Bell II \_\_\_\_\_ 2018-21  
 Dominique Henderson \_\_\_\_\_ 2012  
 Karimu Osman \_\_\_\_\_ 2012

## 50

Jaden Jones \_\_\_\_\_ 2020-21  
 Buffalo Kruize \_\_\_\_\_ 2023  
 Michael Maldonado \_\_\_\_\_ 2017  
 Brandon Matterson \_\_\_\_\_ 2018-19  
 Robert Singletary \_\_\_\_\_ 2012-14  
 Clayton Woods \_\_\_\_\_ 2015-16

## 51

Steven Holman \_\_\_\_\_ 2015-16  
 Magnus Kirby \_\_\_\_\_ 2020  
 Nick Locken \_\_\_\_\_ 2019  
 Jeremiah Meyers \_\_\_\_\_ 2018  
 Austin Phillips \_\_\_\_\_ 2023  
 Payton Rion \_\_\_\_\_ 2011-14  
 Travon Sylvester \_\_\_\_\_ 2022-23

## 52

Zach Causey \_\_\_\_\_ 2022  
 Cade Collenback \_\_\_\_\_ 2020-23  
 Zachary Didomenico \_\_\_\_\_ 2017-18  
 Grant Merka \_\_\_\_\_ 2018-19  
 Blake Terry \_\_\_\_\_ 2011-14  
 Jacobi Watkins \_\_\_\_\_ 2016  
 Kelby Wickline \_\_\_\_\_ 2015

## 53

Caleb Cantrell \_\_\_\_\_ 2018-22  
 Marcos Curry \_\_\_\_\_ 2013-14  
 Kevin Garcia \_\_\_\_\_ 2015-16  
 Cory Godinet \_\_\_\_\_ 2023  
 Grant Merka \_\_\_\_\_ 2017  
 Brandon Reeves \_\_\_\_\_ 2011-12  
 Jordan Wright \_\_\_\_\_ 2017-18

## 54

Darius Anderson \_\_\_\_\_ 2011  
 Brandon Guerrero \_\_\_\_\_ 2012-13  
 Caleb Hernandez \_\_\_\_\_ 2022-23  
 Caleb Lewis \_\_\_\_\_ 2021  
 Ashton Merrett \_\_\_\_\_ 2019-20  
 Kevin Strong Jr. \_\_\_\_\_ 2014-18

## 55

Nate Leonard \_\_\_\_\_ 2011-14  
 Ahofitu Maka \_\_\_\_\_ 2020-22  
 Layton Garnett \_\_\_\_\_ 2019  
 Amare Johnson \_\_\_\_\_ 2023  
 Dru Prox \_\_\_\_\_ 2022  
 Josiah Tavaefa \_\_\_\_\_ 2015-18

## 56

Jackson Anderson \_\_\_\_\_ 2023  
 Zachary Gilson \_\_\_\_\_ 2018-20  
 Dalton Miller \_\_\_\_\_ 2012-16  
 Trey Moore \_\_\_\_\_ 2021  
 Mike Sanchez \_\_\_\_\_ 2011  
 Jacob Vasquez \_\_\_\_\_ 2017  
 Alex Wyant \_\_\_\_\_ 2021-22

## 57

Victor Falcon \_\_\_\_\_ 2015-17  
 Andy Flores \_\_\_\_\_ 2012  
 Peter Gray \_\_\_\_\_ 2018-20  
 Drew Johnson \_\_\_\_\_ 2013-14  
 Ben Rios \_\_\_\_\_ 2022-23

## 58

Terrell Haynes \_\_\_\_\_ 2018-23  
 Ferrington Macon \_\_\_\_\_ 2011-14  
 Alex Snow \_\_\_\_\_ 2015-16  
 Davontrae Walker \_\_\_\_\_ 2017

## 59

Gabe Duran \_\_\_\_\_ 2016  
 Clarence Hicks \_\_\_\_\_ 2019  
 Morris Joseph Jr. \_\_\_\_\_ 2017  
 Jesse Medrano \_\_\_\_\_ 2011-12  
 Etueni Ropati \_\_\_\_\_ 2023  
 T.J. Talashek \_\_\_\_\_ 2014-15

## 60

Juan Perez-Isidoro \_\_\_\_\_ 2013-17  
 Manuel Ramirez \_\_\_\_\_ 2018  
 Brandon Rolfe \_\_\_\_\_ 2019-20

## 61

Matthew Alkonis \_\_\_\_\_ 2017  
 Richard Burge \_\_\_\_\_ 2011-14  
 Kevin Davis \_\_\_\_\_ 2017-22  
 Coleman Dennis \_\_\_\_\_ 2015-16  
 Timothy Huff Jr. \_\_\_\_\_ 2023  
 Patrick Wallace \_\_\_\_\_ 2023

## 62

Jamie Bernal \_\_\_\_\_ 2012  
 Shane Block \_\_\_\_\_ 2015  
 Ryan Cavazos \_\_\_\_\_ 2016  
 Matthew Ojeda \_\_\_\_\_ 2018-20  
 Breyun Owens \_\_\_\_\_ 2013  
 Robert Rigsby \_\_\_\_\_ 2021-23

## 63

Issac Branson \_\_\_\_\_ 2019  
 Jordan Brown \_\_\_\_\_ 2020-21  
 William Cavanaugh \_\_\_\_\_ 2012-15  
 Jesse Rivas \_\_\_\_\_ 2016-17  
 Michael Wilson \_\_\_\_\_ 2018

## 64

Ernesto Almaraz \_\_\_\_\_ 2020-23  
 Franky Anaya \_\_\_\_\_ 2011-12  
 Justin Barlow \_\_\_\_\_ 2015  
 Josh Dunlop \_\_\_\_\_ 2017-19  
 Juan Rodriguez \_\_\_\_\_ 2016

## 65

Stefan Beard \_\_\_\_\_ 2016-17  
 Michael Roberson \_\_\_\_\_ 2012-15  
 Kamron Scott \_\_\_\_\_ 2021-23  
 Treyvion Shannon \_\_\_\_\_ 2018-19

## 66

Zach Hester \_\_\_\_\_ 2012-15  
 Josh Oatis \_\_\_\_\_ 2016  
 Dominic Pastucci \_\_\_\_\_ 2017-21

## 67

Walker Baty \_\_\_\_\_ 2022-23  
 Ahofitu Maka \_\_\_\_\_ 2019  
 Kyle McKinney \_\_\_\_\_ 2013-17  
 Aaron Taylor \_\_\_\_\_ 2018

## 68

Ke'Chawn Compton \_\_\_\_\_ 2018-19  
 Cody Harris \_\_\_\_\_ 2011-14  
 Frankie Martinez \_\_\_\_\_ 2021-23  
 Abraham Olguin \_\_\_\_\_ 2020  
 Austin Pratt \_\_\_\_\_ 2015-17

## 69

Ty Bentley \_\_\_\_\_ 2022-23  
 Emanuel Oluga \_\_\_\_\_ 2018  
 Brent Swanson \_\_\_\_\_ 2012-15  
 Monte Williams \_\_\_\_\_ 2020-21

## 70

Anastacio Carino \_\_\_\_\_ 2017  
 Jalyn Galmore \_\_\_\_\_ 2018-21  
 Jordan Gray \_\_\_\_\_ 2013-15  
 Deandre Marshall \_\_\_\_\_ 2022-23

## 71

Rudy Aleman Jr. \_\_\_\_\_ 2019-22  
 Cody Cole \_\_\_\_\_ 2012-16  
 Daniel Ogundipe \_\_\_\_\_ 2023

## 72

Kevin Canizales \_\_\_\_\_ 2014  
 Anastacio Carino \_\_\_\_\_ 2018  
 Gabriel Casillas \_\_\_\_\_ 2015-16  
 Cedric Claiborne \_\_\_\_\_ 2019-20  
 River Gordan \_\_\_\_\_ 2021-22  
 Kris Salinas \_\_\_\_\_ 2013  
 Ricky Villarreal \_\_\_\_\_ 2017

## 73

Demetris Allen \_\_\_\_\_ 2019-23  
 David Anzaldúa \_\_\_\_\_ 2014-18  
 John Paul Davila \_\_\_\_\_ 2013

## 74

Spencer Burford \_\_\_\_\_ 2018-21  
 Reed Darragh \_\_\_\_\_ 2013-17  
 Payne He'Bert \_\_\_\_\_ 2022-23  
 Drew Phillips \_\_\_\_\_ 2011

# « ALL-TIME NUMERICAL ROSTER »

## 75

Brady Brown \_\_\_\_\_ 2011  
 Anthony Lee Jr. \_\_\_\_\_ 2013-14  
 Bosah Osakwe \_\_\_\_\_ 2017-20  
 Brandon Rolfe \_\_\_\_\_ 2021  
 Venly Tatafu \_\_\_\_\_ 2022-23  
 Jonathan Tuilosega \_\_\_\_\_ 2015-16

## 76

Alec Gonzales \_\_\_\_\_ 2016-17  
 Luke Lapeze \_\_\_\_\_ 2021-23  
 Kevin Nelson \_\_\_\_\_ 2018-19  
 Josh Walker \_\_\_\_\_ 2012-14

## 77

James Bakke \_\_\_\_\_ 2011  
 Christian Clayton \_\_\_\_\_ 2019  
 Jay Craft II \_\_\_\_\_ 2013  
 Alex Delgado \_\_\_\_\_ 2012-13  
 Makai Hart \_\_\_\_\_ 2020-23  
 Zach Pare \_\_\_\_\_ 2016-17

## 78

Jevonte Domond \_\_\_\_\_ 2016  
 Patrick Hoag \_\_\_\_\_ 2012  
 Garrett Love \_\_\_\_\_ 2015  
 Josh Oatis \_\_\_\_\_ 2017-20  
 Donald Quaiter Jr. \_\_\_\_\_ 2023  
 Danny Santallana \_\_\_\_\_ 2021  
 Kennedy Ubabuikue \_\_\_\_\_ 2013

## 79

Ronnie Garza \_\_\_\_\_ 2021-22  
 Jacob Graner \_\_\_\_\_ 2016-19  
 Scott Inskeep \_\_\_\_\_ 2011-14  
 Daniel Santallana \_\_\_\_\_ 2020

## 80

Joshua Cephus \_\_\_\_\_ 2019  
 Tyrell Clay \_\_\_\_\_ 2013  
 Dan Dishman \_\_\_\_\_ 2020-23  
 Cole Hicks \_\_\_\_\_ 2012-13  
 TJ Neilsen \_\_\_\_\_ 2011  
 Cameron Oliver \_\_\_\_\_ 2014  
 Cal Spangler \_\_\_\_\_ 2015  
 Josh Stewart \_\_\_\_\_ 2016-17  
 La'ithaniel Washington \_\_\_\_\_ 2018

## 81

Kenny Bias \_\_\_\_\_ 2012-15  
 Tre'Von Bradley \_\_\_\_\_ 2021  
 Cole Hubble \_\_\_\_\_ 2011  
 Devin Scura \_\_\_\_\_ 2023  
 Cade Stoeber \_\_\_\_\_ 2018-20  
 Shaq Williams \_\_\_\_\_ 2016-17

## 82

Chase Allen \_\_\_\_\_ 2023  
 Dannon Cavil \_\_\_\_\_ 2016-17  
 Andrew McGowan \_\_\_\_\_ 2018-20  
 David Morgan II \_\_\_\_\_ 2011-15  
 Jaren Randle \_\_\_\_\_ 2021-23

## 83

De'Corian Clark \_\_\_\_\_ 2019  
 Gregory Clayton Jr. \_\_\_\_\_ 2020-21  
 Cole Hubble \_\_\_\_\_ 2012-14  
 Chance McLeod \_\_\_\_\_ 2017  
 JaBryce Taylor \_\_\_\_\_ 2015-16  
 Mike Wilburn \_\_\_\_\_ 2011  
 Jace Wislon \_\_\_\_\_ 2022

## 84

Oscar Cardenas \_\_\_\_\_ 2019-21  
 Brandon Freeman \_\_\_\_\_ 2011-13  
 Brady Jones \_\_\_\_\_ 2014  
 Larry Stephens \_\_\_\_\_ 2015-18

## 85

Chu-Chu Doe \_\_\_\_\_ 2023  
 Michael Goff \_\_\_\_\_ 2017  
 Jordan Jones \_\_\_\_\_ 2016  
 Kennedy Lewis \_\_\_\_\_ 2021  
 Carter McCarthy \_\_\_\_\_ 2018  
 Jeremiah Moeller \_\_\_\_\_ 2011-13  
 Carlos Strickland II \_\_\_\_\_ 2019  
 Kerry Thomas Jr. \_\_\_\_\_ 2014  
 Shaq Williams \_\_\_\_\_ 2015

## 86

Josh Davies-Balogun \_\_\_\_\_ 2020  
 Peter Gray \_\_\_\_\_ 2021  
 Seth Grubb \_\_\_\_\_ 2012-14  
 Jamel Hardy \_\_\_\_\_ 2023  
 Brady Jones \_\_\_\_\_ 2015-17  
 T.J. King \_\_\_\_\_ 2018  
 Emmanuel Odetola \_\_\_\_\_ 2019

## 87

Justice Hurt \_\_\_\_\_ 2023  
 Gavin Sharp \_\_\_\_\_ 2018-22  
 Trevor Stevens \_\_\_\_\_ 2012-16  
 Robert Ursua \_\_\_\_\_ 2017

## 88

Kareem Adeniyi \_\_\_\_\_ 2019  
 De'Corian Clark \_\_\_\_\_ 2020-21  
 Jesse Ebozue \_\_\_\_\_ 2016  
 Jordan Gray \_\_\_\_\_ 2012  
 Aaron Grubb \_\_\_\_\_ 2013-15  
 Jamal Ligon \_\_\_\_\_ 2020  
 Dadrian Taylor \_\_\_\_\_ 2017  
 Houston Thomas \_\_\_\_\_ 2022-23

## 89

Matt Guidry \_\_\_\_\_ 2016-18  
 JaCorey Hyder \_\_\_\_\_ 2022  
 Miles Lerch \_\_\_\_\_ 2013-15  
 Sean Luchnick \_\_\_\_\_ 2011  
 Patrick Overmyer \_\_\_\_\_ 2023  
 Austin Rushing \_\_\_\_\_ 2012  
 Leroy Watson \_\_\_\_\_ 2019

## 90

Eric Banks \_\_\_\_\_ 2016-19  
 Brandon Brown \_\_\_\_\_ 2021  
 Jaron Harris \_\_\_\_\_ 2012-13  
 Kennedy Ubabuikue \_\_\_\_\_ 2014

## 91

Jarrod Carter-McLin \_\_\_\_\_ 2016-19  
 Shaquan Flagg \_\_\_\_\_ 2020  
 Ethan Laing \_\_\_\_\_ 2021-22  
 Brian Price \_\_\_\_\_ 2013-15  
 John Roper \_\_\_\_\_ 2011-12  
 Vic Shaw \_\_\_\_\_ 2023

## 92

Sean Ianno \_\_\_\_\_ 2011-14  
 King Newton \_\_\_\_\_ 2015-19  
 Matthew O'Brien \_\_\_\_\_ 2022  
 Everett Ornstein \_\_\_\_\_ 2020-21  
 Michael Petro \_\_\_\_\_ 2023

## 93

Brendon Brinkmann \_\_\_\_\_ 2012  
 Marcus Davenport \_\_\_\_\_ 2014-17  
 Cory Williams \_\_\_\_\_ 2011

## 94

Codie Brooks \_\_\_\_\_ 2012-14  
 John Paul Davila \_\_\_\_\_ 2015  
 Joe Evans \_\_\_\_\_ 2022  
 Kevin Nelson \_\_\_\_\_ 2020  
 Solomon Wise \_\_\_\_\_ 2016-19

## 95

Joseph Brooks \_\_\_\_\_ 2015  
 Christian Clayton \_\_\_\_\_ 2020-23  
 Jaylon Haynes \_\_\_\_\_ 2017-19  
 Jesse Medrano \_\_\_\_\_ 2013-14  
 Jacob Vasquez \_\_\_\_\_ 2016  
 Dan Winter \_\_\_\_\_ 2012

## 96

Josh Croslen \_\_\_\_\_ 2019  
 Jason Neill \_\_\_\_\_ 2011-15  
 Jim Philistin \_\_\_\_\_ 2018  
 Anthony Santoscoy \_\_\_\_\_ 2023  
 Franklin Uesi \_\_\_\_\_ 2016-17  
 Charles Wiley \_\_\_\_\_ 2020

## 97

Walker Baty \_\_\_\_\_ 2020-22  
 Robert Fuentes \_\_\_\_\_ 2017-19  
 Vontrell King-Williams \_\_\_\_\_ 2015-16  
 Ashaad Mabry \_\_\_\_\_ 2011-14

## 98

Jameian Buxton \_\_\_\_\_ 2023  
 Lorenzo Dantzler \_\_\_\_\_ 2018-20  
 Kennan Davis \_\_\_\_\_ 2013  
 T.J. King \_\_\_\_\_ 2015-16  
 Tai Leonard \_\_\_\_\_ 2022  
 Romario Napoles \_\_\_\_\_ 2014  
 Jim Philistin \_\_\_\_\_ 2017

## 99

Baylen Baker \_\_\_\_\_ 2015-19  
 John Paul Davila \_\_\_\_\_ 2014  
 Chace Davis \_\_\_\_\_ 2022  
 Tai Leonard \_\_\_\_\_ 2023  
 Brandon Matterson \_\_\_\_\_ 2020-21  
 Skylar Nelson \_\_\_\_\_ 2013

**2024 FOOTBALL SCHEDULE**

**8-31 KENNESAW STATE**

**9-7 TEXAS STATE**

**9-14 TEXAS**

**9-21 HOUSTON CHRISTIAN**

**9-28 EAST CAROLINA\***

**10-12 RICE\***

**10-19 FLORIDA ATLANTIC\***

**10-26 TULSA\***

**11-2 MEMPHIS\***

**11-15 NORTH TEXAS\***

**11-22 TEMPLE\***

**11-30 ARMY\***

**HOME | AWAY | (\*) CONFERENCE**

