



# 2024 UTSA ROADRUNNERS GAME NOTES

UTSA ATHLETICS COMMUNICATIONS • ONE UTSA CIRCLE • SAN ANTONIO, TEXAS 78249

Kyle Stephens • kyle.stephens@utsa.edu • (210) 887-3636

## « WE ARE UTSA »

When referencing the University of Texas at San Antonio Athletics, PLEASE USE THE ACRONYM **UTSA** AND THE NICKNAME **ROADRUNNERS**. Please refrain from using UT-San Antonio, Texas-San Antonio, UT-SA, 'Runners or any other variation.



## « SCHEDULE & RESULTS »

Overall 1-0 • Home 1-0 • Road 0-0 • AAC 0-0

| Date  | Opponent                      | Time      |
|-------|-------------------------------|-----------|
| 8.31  | Kennesaw State (ESPN+)        | W, 28-16  |
| 9.7   | at Texas State (ESPN)         | 3 p.m.    |
| 9.14  | at #4 Texas (ESPN)            | 6 p.m.    |
| 9.21  | Houston Christian (ESPN+)     | 2:30 p.m. |
| 9.28  | at East Carolina*             | TBA       |
| 10.12 | at Rice*                      | TBA       |
| 10.19 | Florida Atlantic*             | TBA       |
| 10.26 | at Tulsa*                     | TBA       |
| 11.2  | Memphis*                      | TBA       |
| 11.15 | North Texas* (ESPN2)          | 8 p.m.    |
| 11.22 | Temple* (ESPN2)               | 6 p.m.    |
| 11.30 | at Army* (CBS Sports Network) | 11 a.m.   |
| 12.6  | American Championship (ABC)   | 7 p.m.    |

all times Central • \* American Athletic Conference game

## « 2024 AAC STANDINGS »

| Team             | AAC        | Overall    |
|------------------|------------|------------|
| Army             | 0-0        | 1-0        |
| East Carolina    | 0-0        | 1-0        |
| Memphis          | 0-0        | 1-0        |
| Navy             | 0-0        | 1-0        |
| North Texas      | 0-0        | 1-0        |
| South Florida    | 0-0        | 1-0        |
| Tulane           | 0-0        | 1-0        |
| Tulsa            | 0-0        | 1-0        |
| UAB              | 0-0        | 1-0        |
| <b>UTSA</b>      | <b>0-0</b> | <b>1-0</b> |
| Charlotte        | 0-0        | 0-1        |
| Florida Atlantic | 0-0        | 0-1        |
| Rice             | 0-0        | 0-1        |
| Temple           | 0-0        | 0-1        |



## GAME #2 I-35 SHOWDOWN



**UTSA ROADRUNNERS (1-0)**  
AT  
**TEXAS STATE BOBCATS (1-0)**  
3 p.m. | Saturday, Sept. 7  
UFCU Stadium | San Marcos, Texas

Television \_\_\_\_\_ ESPN  
Doug Sherman (play-by-play), Tyoka Jackson (analyst)

Radio \_\_\_\_\_ Sports Radio AM 760 The Ticket  
Pregame show starts at 1 p.m.

Andy Everett (play-by-play), Jay Riley (analyst), Ed Suarez (reporter), Pat Evans (pregame host)

Live Stats \_\_\_\_\_ goUTSA.com/fbstats

Series History \_\_\_\_\_ UTSA leads, 5-0

Last Meeting \_\_\_ UTSA 20, Texas State 13 (9/9/23 • San Antonio, Texas)

## « OPENING DRIVE »

- UTSA and Texas State will renew the I-35 Showdown on Saturday in San Marcos in a series the Roadrunners lead, 5-0.
- The Roadrunners scored a 20-13 victory over the Bobcats in the last meeting on Sept. 9, 2023, at the Alamodome.
- UTSA won both previous games played in San Marcos, posting a 44-14 victory on Sept. 23, 2017, and a 51-48 triumph in double overtime on Sept. 12, 2020, in what was head coach Jeff Traylor's UTSA debut.
- Jeff Traylor coached Texas State head coach G.J. Kinne during his senior year (2006) at Gilmer High School.
- The Roadrunners are 35-20 all-time and 15-4 under Jeff Traylor against teams from the state of Texas.
- UTSA is 7-6 all-time in road openers, including 3-1 in the Jeff Traylor era, which includes the 51-48 double-overtime win over Texas State in 2020.
- Jeff Traylor is in his fifth season at UTSA and boasts a 40-14 overall record, the most wins and best winning percentage (.741) in program history.
- UTSA improved to 10-4 all-time in season openers and 24-3 (.889) at home under Jeff Traylor with the 28-16 victory over Kennesaw State last Saturday at the Alamodome, the program's 50th home win.
- The Roadrunners have won nine of their last 10 games dating back to last October.
- UTSA has won nine or more games in each of the past three seasons.



**« UTSA FOOTBALL QUICK FACTS »**

**General Information**

Name \_\_\_\_\_ The University of Texas at San Antonio  
 Nickname \_\_\_\_\_ Roadrunners  
 Colors \_\_\_\_\_ Orange (PMS 1665), Navy Blue (289) and White  
 Founded \_\_\_\_\_ 1969  
 Enrollment \_\_\_\_\_ 34,864  
 President \_\_\_\_\_ Dr. Taylor Eighmy (Tufts '80)  
 Athletics Director \_\_\_\_\_ Dr. Lisa Campos (Colorado State)  
 Athletics Department Phone \_\_\_\_\_ (210) 458-8149  
 Ticket Office Phone \_\_\_\_\_ (210) 458-8872  
 Affiliation \_\_\_\_\_ NCAA Division I Football Bowl Subdivision  
 Conference \_\_\_\_\_ American Athletic Conference  
 Stadium (Capacity) \_\_\_\_\_ Alamodome (34,984)  
 Playing Surface \_\_\_\_\_ FusionH XP2 Synthetic Turf  
 Press Box Phone \_\_\_\_\_ (210) 704-6200

**Coaching Staff**

Head Coach \_\_\_\_\_ Jeff Traylor (Stephen F. Austin '90)  
 Career Record (Years) \_\_\_\_\_ 40-14 (4)  
 Defensive Coordinator/Safeties \_\_\_\_\_ Jess Loepp  
 Offensive Coordinator/Quarterbacks \_\_\_\_\_ Justin Burke  
 Run Game Coordinator/Offensive Line \_\_\_\_\_ Kurt Traylor  
 Assistant Head Coach/Cornerbacks \_\_\_\_\_ Nick Graham  
 Assoc. Head Coach/Pass Game Coord./Wide Receivers \_\_\_\_\_ Joe Price III  
 Defensive Run Game Coordinator/Defensive Line \_\_\_\_\_ Siddiq Haynes  
 Running Backs/NFL Liaison \_\_\_\_\_ Julian Griffin  
 Defensive Pass Game Coordinator/Linebackers \_\_\_\_\_ Galen Scott  
 Special Teams Coordinator/Nickels \_\_\_\_\_ Zach Brown  
 Tight Ends \_\_\_\_\_ Hunter Rittimann  
 Safeties Coach \_\_\_\_\_ Corey Jordan  
 Will Linebackers Coach \_\_\_\_\_ Jermial Ashley  
 Wide Receivers Coach \_\_\_\_\_ Sean Davis  
 Quarterbacks Coach \_\_\_\_\_ Pavit Patel  
 Assistant Running Backs Coach \_\_\_\_\_ Aaron Green  
 Specialists Coach/Asst. Special Teams Coordinator \_\_\_\_\_ Chris Roberts  
 Assistant Wide Receivers Coach \_\_\_\_\_ Luke Turner  
 Assistant Cornerbacks Coach \_\_\_\_\_ Malik Walker  
 Assistant Tight Ends Coach \_\_\_\_\_ Tim Yoder  
 Graduate Assistants (Offense) \_\_\_\_\_ Peter Gray, Tyler Preston  
 Graduate Assistants (Defense) \_\_\_\_\_ Colyn Givens, Jack Swensen  
 Special Teams Assistant \_\_\_\_\_ Dylan Sams  
 Offensive Assistant \_\_\_\_\_ Caleb Durham-Honer  
 Defensive Assistant \_\_\_\_\_ Andy McClain  
 Offensive Assistant \_\_\_\_\_ Jacorey Warrick  
 Chief of Staff \_\_\_\_\_ Matt Turner  
 General Manager \_\_\_\_\_ Mike Giglio  
 Director of Recruiting \_\_\_\_\_ Jenna Learn  
 Director of Football Operations \_\_\_\_\_ Andrew Acosta  
 Director of Football Relations & Player Engagement \_\_\_\_\_ Damon Williams  
 Director of Player Personnel \_\_\_\_\_ Parker Cundiff  
 Administrative Associate \_\_\_\_\_ Alexis Dawson  
 Video Coordinator \_\_\_\_\_ Alex Nicasio  
 Video Production Coordinator \_\_\_\_\_ Joshua Guerra  
 Football Creative Coordinator \_\_\_\_\_ Allison Maguire  
 Director of Sports Performance \_\_\_\_\_ Ryan Filo  
 Head Football Trainer \_\_\_\_\_ Brian Benitez  
 Assistant AD/Equipment Operations \_\_\_\_\_ Dan Stinson  
 Football Office Phone \_\_\_\_\_ (210) 458-5011

**Team Information**

2023 Record \_\_\_\_\_ 9-4 (.692)  
 2023 AAC Record/Finish \_\_\_\_\_ 7-1 (.875)/3rd  
 Letterwinners Returning/Lost \_\_\_\_\_ 49/27  
 Starters Returning (O/D/ST) \_\_\_\_\_ 16 (8/6/2)  
 Starters Lost (O/D/ST) \_\_\_\_\_ 11 (5/5/1)  
 Offensive Formation \_\_\_\_\_ Multiple  
 Defensive Formation \_\_\_\_\_ 3-4

**Program History**

First Year \_\_\_\_\_ 2011  
 All-Time Record \_\_\_\_\_ 85-75 (.531)  
 All-Time Home Record \_\_\_\_\_ 50-30 (.625)  
 All-Time Road Record \_\_\_\_\_ 34-42 (.447)  
 All-Time Neutral Record \_\_\_\_\_ 1-3 (.250)  
 All-Time Conference Record \_\_\_\_\_ 55-38 (.591)  
 WAC: 3-3 (.500), 2012  
 C-USA: 45-34 (.570), 2013-22  
 AAC: 7-1 (.875), 2023-present  
 Conference Championships \_\_\_\_\_ 2021, 2022 (Conference USA)

**Athletics Communications**

Associate AD (primary contact) \_\_\_\_\_ Kyle Stephens  
 Email \_\_\_\_\_ kyle.stephens@utsa.edu  
 Phone \_\_\_\_\_ (210) 887-3636  
 Address \_\_\_\_\_ One UTSA Circle, San Antonio, TX 78249  
 Website \_\_\_\_\_ goUTSA.com  
 Facebook \_\_\_\_\_ facebook.com/UTSAFTBL  
 Twitter \_\_\_\_\_ @UTSAFTBL  
 Instagram \_\_\_\_\_ @utsaftbl

**SETTING THE SCENE**

UTSA and Texas State will renew the I-35 Showdown on Saturday, Sept. 7, in San Marcos. Kickoff is set for 3 p.m. at UFCU Stadium and the game will be televised nationally on ESPNU. The Roadrunners have won all five previous meetings with the Bobcats, including a 20-13 victory last year at the Alamodome and a 51-48 double-overtime thriller in 2020 in what was head coach Jeff Traylor's UTSA debut. The Roadrunners are coming off a 28-16 home win over Kennesaw State in the season opener last Saturday. The Bobcats outlasted Lamar, 34-27, in their 2024 debut last Saturday night in San Marcos.

**TUNING IN**

Saturday's game will be televised nationally on ESPNU and it also will be available via the ESPN mobile app. Doug Sherman (play-by-play) and Tyoka Jackson (analyst) will call the action. UTSA Sports Media Network will air the game live in the San Antonio area on Sports Radio AM 760 The Ticket, online at ticket760.com and via the free iHeartRadio app. Andy Everett (play-by-play), Jay Riley (analyst) and Ed Suarez (reporter) have the call. There will be a two-hour pregame show hosted by Pat Evans and a 45-minute postgame show.

**LAST TIME OUT**

Owen McCown passed for 340 yards and three touchdowns and ran for another and UTSA held Kennesaw State to 253 total yards in a 28-16 season-opening win last Saturday in front of 25,911 fans at the Alamodome. The Roadrunners notched their 50th all-time home victory and improved to 24-3 in San Antonio under fifth-year head coach Jeff Traylor, who ran his overall record to 40-14. Making his second start as a Roadrunner, McCown directed three first-half scoring drives that helped UTSA build a 21-3 lead over the Owls in the first meeting between the two teams. The redshirt sophomore connected with 10 different pass-catchers, led by Devin McCuin, who caught a career-high 11 balls for 79 yards and two TDs. Willie McCoy had four receptions for 59 yards with a long of 45, Patrick Overmyer and Houston Thomas had three catches apiece for 31 and 28 yards, respectively, and Oscar Cardenas surpassed 1,000 career receiving yards with a pair of grabs for 38 yards and a TD. Meanwhile, the defense was near-dominant at times, holding the Owls' dangerous ground game to only 51 rushing yards and a 1.3 yards-per-carry average. The Roadrunners racked up 10 tackles for loss, including three sacks with one apiece by Jimmori Robinson, Martavius French and James Walley Jr. Ken Robinson led UTSA with seven tackles and a TFL, while Owen Pewee and Elliott Davison made six and five stops, respectively.

**SEASON-OPENING SUCCESS**

With the 28-16 home victory over Kennesaw State last Saturday, UTSA improved to 10-4 all-time in season openers and 4-1 in season openers that have occurred at the Alamodome. The lid-lifter against Kennesaw State marked just the second time in the last five years and fifth time overall that the Roadrunners opened a season at home.

**UTSA in Season Openers (10-4)**

| Date    | Opponent           | Score          |
|---------|--------------------|----------------|
| 9/3/11  | Northeastern State | W, 31-3        |
| 9/1/12  | at South Alabama   | W, 33-31       |
| 8/31/13 | at New Mexico      | W, 21-13       |
| 8/29/14 | at Houston         | W, 27-7        |
| 9/3/15  | at #22 Arizona     | L, 32-42       |
| 9/3/16  | Alabama State      | W, 26-13       |
| 9/9/17  | at Baylor          | W, 17-10       |
| 9/1/18  | at Arizona State   | L, 7-49        |
| 8/31/19 | UIW                | W, 35-7        |
| 9/12/20 | at Texas State     | W, 51-48 (2OT) |
| 9/4/21  | at Illinois        | W, 37-30       |
| 9/3/22  | #24 Houston        | L, 35-37 (3OT) |
| 9/2/23  | at Houston         | L, 14-17       |
| 8/31/24 | Kennesaw State     | W, 28-16       |

**ROADRUNNERS STAY HOT IN AUGUST**

UTSA remained undefeated in the month of August with the 28-16 season-opening victory over Kennesaw State last Saturday at the Alamodome. This marked the fourth August game and the first since 2019 when the Roadrunners beat UIW, 35-7, on Aug. 31 at the Alamodome. The Roadrunners also defeated New Mexico, 21-13, on

Aug. 31, 2013, in Albuquerque and they scored a 27-7 road triumph over Houston on Aug. 29, 2014, in what stands as the earliest date that UTSA has played a game. Additionally, the Roadrunners were scheduled to play the 2012 season opener at South Alabama on Aug. 29, but that game was moved to Sept. 1 due to Hurricane Isaac's impacts on the Mobile area.

**HOME SWEET DOME**

UTSA has been tough to beat at the Alamodome during the Jeff Traylor era. The Roadrunners have won 22 of their last 24 home contests and are 24-3 (.889) at the facility since his arrival prior to the 2020 season. UTSA reeled off a school-record 10-game win streak at home that started with a 27-26 victory over Louisiana Tech on Oct. 24, 2020, and ran through the 49-41 win against WKU in the 2021 Conference USA Championship Game before it was snapped in triple overtime against No. 24 Houston in the 2022 season opener. The Roadrunners have won 12 of the last 13 at home and are 50-30 (.625) all-time in the Alamodome.

**SCOUTING TEXAS STATE**

The Bobcats outlasted Lamar, 34-27, in their season opener last Saturday night in San Marcos. Jordan McCloud passed for 238 yards and three touchdowns and Ismail Mahdi rushed for 156 yards to lead an offensive output of 486 yards. The defense held the Cardinals to 288 total yards and 51 on the ground. Kalil Alexander, Ben Bell and Tunmise Adeleye each had 1.5 sacks to pace the unit. Head coach G.J. Kinne is in his second season at the helm after guiding the Bobcats to an 8-5 record and a 45-21 win over Rice in the First Responder Bowl in 2023.

**FAMILIAR FACE**

UTSA head coach Jeff Traylor will see a familiar face across the field on Saturday at UFCU Stadium. Texas State head coach G.J. Kinne played quarterback under Traylor as a senior at Gilmer High School in 2006, helping lead the Buckeyes to a 10-0 record and the district title. The two also worked together on the same staffs in 2017 at SMU and in 2018 at Arkansas.

**SERIES HISTORY**

This will mark the sixth meeting between UTSA and Texas State on the gridiron. The Roadrunners have won all five previous matchups with the Bobcats. The I-35 Showdown has been contested twice before in San Marcos with UTSA posting a 44-14 victory on Sept. 23, 2017, and a 51-48 triumph in double overtime on Sept. 12, 2020, in what was head coach Jeff Traylor's UTSA debut.

**UTSA/Texas State All-Time Series**

| Date     | Result                        | Location    |
|----------|-------------------------------|-------------|
| 11/24/12 | UTSA 38, Texas State 31       | San Antonio |
| 9/23/17  | UTSA 44, Texas State 14       | San Marcos  |
| 9/22/18  | UTSA 25, Texas State 21       | San Antonio |
| 9/12/20  | UTSA 51, Texas State 48 (2OT) | San Marcos  |
| 9/9/23   | UTSA 20, Texas State 13       | San Antonio |

**LAST MEETING**

Frank Harris passed for 214 yards and UTSA limited Texas State to 242 total yards in a 20-13 victory over Texas State in front of 49,342 fans on Sept. 9, 2023, at the Alamodome. Harris fought back from an injury in the second quarter to complete 26 of 37 passes for 214 yards and a touchdown and help the Roadrunners remain perfect against Texas State in five meetings. Kevorian Barnes rushed for 103 yards on 26 carries, Tykee Ogle-Kellogg grabbed six passes for 78 yards and Joshua Cephus added six catches for 38 yards, as UTSA piled up 372 yards of offense. UTSA's defense posted 10 total tackles for loss with seven sacks and limited the Bobcats to just 31 rushing yards in the win. The Roadrunners took a 10-0 lead in the first half only to see the Bobcats rally to tie things up by halftime. UTSA grabbed the lead for good when Willie McCoy made a highlight-reel catch on a 20-yard touchdown with 3:14 left to play in the third quarter.

**WHO'S COUNTING?**

Now in their 14th season of play, the Roadrunners will play the 161st game in program history on Saturday when they face Texas State in San Marcos. UTSA is 85-75 all-time and 34-42 in true road games, including a 15-8 mark under fifth-year head coach Jeff Traylor. By comparison, Texas State has played football since 1904 and has an all-time record of 565-523-33.

**« RADIO BROADCAST INFO »**

Through the UTSA Sports Media Network, all UTSA football games will be carried live in the San Antonio area on Sports Radio AM 760 The Ticket, online at [Ticket760.com](http://Ticket760.com) and via the free iHeartRadio app.

Andy Everett, the play-by-play voice of the Roadrunners, will be joined for football broadcasts by analyst Jay Riley along with sideline reporter Ed Suarez. There will be two-hour pregame and 45-minute postgame shows for each broadcast.

Everett also will host "The Jeff Traylor Radio Show", from 7-8 p.m. each Wednesday (subject to change) live from Chicken N Pickle (5215 UTSA Blvd.) beginning on Aug. 28. The show will air live on Sports Radio AM 760 The Ticket, online at [Ticket760.com](http://Ticket760.com) and via the free iHeartRadio app.



**« UTSA BY THE NUMBERS »**

|                                     |       |     |
|-------------------------------------|-------|-----|
| Record                              | _____ | 1-0 |
| The American                        | _____ | 0-0 |
| Non-Conference                      | _____ | 1-0 |
| Home                                | _____ | 1-0 |
| Road                                | _____ | 0-0 |
| Day                                 | _____ | 1-0 |
| Night                               | _____ | 0-0 |
| UTSA scores on first possession     | _____ | 1-0 |
| Opponent scores on first possession | _____ | 1-0 |
| UTSA scores first                   | _____ | 1-0 |
| Opponent scores first               | _____ | 0-0 |
| UTSA leads after 1st quarter        | _____ | 1-0 |
| Opponent leads after 1st quarter    | _____ | 0-0 |
| Teams are tied after 1st quarter    | _____ | 0-0 |
| UTSA leads at halftime              | _____ | 1-0 |
| Opponent leads at halftime          | _____ | 0-0 |
| Teams are tied at halftime          | _____ | 0-0 |
| UTSA leads after 3rd quarter        | _____ | 1-0 |
| Opponent leads after 3rd quarter    | _____ | 0-0 |
| Teams are tied after 3rd quarter    | _____ | 0-0 |
| Game goes to overtime               | _____ | 0-0 |
| Scores less than 20 pts             | _____ | 0-0 |
| Scores 20+ points                   | _____ | 1-0 |
| Scores 30+ points                   | _____ | 0-0 |
| Allows less than 20 pts             | _____ | 1-0 |
| Allows 20+ points                   | _____ | 0-0 |
| Allows 30+ points                   | _____ | 0-0 |
| UTSA has more total yards           | _____ | 1-0 |
| Opponent has more total yards       | _____ | 0-0 |
| UTSA has more rushing yards         | _____ | 1-0 |
| Opponent has more rushing yards     | _____ | 0-0 |
| UTSA has more passing yards         | _____ | 1-0 |
| Opponent has more passing yards     | _____ | 0-0 |
| Rushes for fewer than 100 yards     | _____ | 1-0 |
| Rushes for more than 100 yards      | _____ | 0-0 |
| Rushes for 200+ yards               | _____ | 0-0 |
| Passes for 200+ yards               | _____ | 1-0 |
| Passes for 300+ yards               | _____ | 1-0 |
| UTSA has 100-yard rusher            | _____ | 0-0 |
| Opponent has 100-yard rusher        | _____ | 0-0 |
| UTSA has 100-yard receiver          | _____ | 0-0 |
| Opponent has 100-yard receiver      | _____ | 0-0 |

« **AAC WEEKLY SCHEDULE** »

**Saturday, Sept. 7**

|                               |           |
|-------------------------------|-----------|
| Army at Florida Atlantic      | 11 a.m.   |
| Kansas State at Tulane        | 11 a.m.   |
| Troy at Memphis               | 11 a.m.   |
| Charlotte at North Carolina   | 2:30 p.m. |
| Temple at Navy                | 2:30 p.m. |
| UTSA at Texas State           | 3 p.m.    |
| East Carolina at Old Dominion | 5 p.m.    |
| South Florida at Alabama      | 6 p.m.    |
| UAB at ULM                    | 6 p.m.    |
| Tulsa at Arkansas State       | 6 p.m.    |
| Texas Southern at Rice        | 6 p.m.    |
| SFA at North Texas            | 6 p.m.    |

All times Central



**UTSA VERSUS IN-STATE FOES**

The Roadrunners are 35-20 all-time against teams from the state of Texas including a 15-4 mark under fifth-year head coach Jeff Traylor. Texas State is the first of three straight and five overall opponents from the Lone Star State on this season's docket.

**ROADRUNNERS IN ROAD OPENERS**

UTSA is 7-6 all-time in road openers, including 3-1 under head coach Jeff Traylor.

**UTSA's Road Openers (7-6)**

| Date    | Opponent       | Result         |
|---------|----------------|----------------|
| 9/17/11 | Southern Utah  | L, 22-45       |
| 9/1/12  | South Alabama  | W, 33-31       |
| 8/31/13 | New Mexico     | W, 21-13       |
| 8/29/14 | Houston        | W, 27-7        |
| 9/3/15  | #22 Arizona    | L, 32-42       |
| 9/10/16 | Colorado State | L, 14-23       |
| 9/9/17  | Baylor         | W, 17-10       |
| 9/1/18  | Arizona State  | L, 7-49        |
| 9/7/19  | Baylor         | L, 14-63       |
| 9/12/20 | Texas State    | W, 51-48 (2OT) |
| 9/4/21  | Illinois       | W, 37-30       |
| 9/10/22 | Army           | W, 41-38 (OT)  |
| 9/2/23  | Houston        | L, 14-17       |

**UTSA PEGGED SECOND IN AAC PRESEASON POLL**

UTSA was picked to finish second in the American Athletic Conference Preseason Media Poll. The Roadrunners received 368 points and four first-place votes to check in at second behind Memphis, which had 409 points and 23 first-place votes.

| Rank | Team (First-Place Votes) | Points     |
|------|--------------------------|------------|
| 1.   | Memphis (23)             | 409        |
| 2.   | <b>UTSA (4)</b>          | <b>368</b> |
| 3.   | Tulane (2)               | 362        |
| 4.   | South Florida            | 339        |
| 5.   | Army (1)                 | 236        |
| 6.   | Florida Atlantic         | 228        |
| 7.   | East Carolina            | 219        |
|      | Rice                     | 219        |
| 9.   | North Texas              | 216        |
| 10.  | UAB                      | 192        |
| 11.  | Navy                     | 150        |
| 12.  | Tulsa                    | 95         |
| 13.  | Charlotte                | 77         |
| 14.  | Temple                   | 40         |

« **UTSA VS. TEXAS TEAMS** »

- 1-2 vs. Baylor
- 1-3 vs. Houston
- 1-0 vs. Lamar
- 0-1 vs. McMurry
- 7-5 vs. North Texas
- 8-3 vs. Rice
- 0-1 vs. Sam Houston
- 1-0 vs. Stephen F. Austin
- 0-1 vs. Texas
- 0-2 vs. Texas A&M
- 1-0 vs. Texas A&M-Commerce
- 1-0 vs. Texas Southern
- 5-0 vs. Texas State
- 1-0 vs. UIW
- 8-2 vs. UTEP
- 35-20 overall**

« **RECORDS BY UNIFORM COMBOS** »

| Blue Helmets (52-48)        | Record |
|-----------------------------|--------|
| Blue Jerseys/Blue Pants     | 12-7   |
| Blue Jerseys/Orange Pants   | 4-0    |
| Blue Jerseys/White Pants    | 10-7   |
| Orange Jerseys/Blue Pants   | 4-3    |
| Orange Jerseys/Orange Pants | 3-3    |
| Orange Jerseys/White Pants  | 1-0    |
| White Jerseys/Blue Pants    | 5-12   |
| White Jerseys/Orange Pants  | 3-4    |
| White Jerseys/White Pants   | 8-12   |
| Gray Jerseys/Blue Pants     | 1-0    |
| Gray Jerseys/Gray Pants     | 1-0    |

| White Helmets (32-27)       | Record |
|-----------------------------|--------|
| Blue Jerseys/Blue Pants     | 3-1    |
| Blue Jerseys/Orange Pants   | 2-0    |
| Blue Jerseys/White Pants    | 7-5    |
| Orange Jerseys/Orange Pants | 2-2    |
| Orange Jerseys/White Pants  | 3-3    |
| White Jerseys/Blue Pants    | 4-2    |
| White Jerseys/Orange Pants  | 2-5    |
| White Jerseys/White Pants   | 9-7    |
| Gray Jerseys/Gray Pants     | 0-1    |
| Lead Jerseys/White Pants    | 0-1    |

| Black Helmets (1-0)       | Record |
|---------------------------|--------|
| Black Jerseys/Black Pants | 1-0    |



« **TRACKING UTSA'S OPPONENTS** »

| Opponent          | Result   | Opp. Record | Opp. Last Game                  | Opp. Next Game            |
|-------------------|----------|-------------|---------------------------------|---------------------------|
| Kennesaw State    | W, 28-16 | 0-1         | L, 16-28 at UTSA                | vs. Louisiana (9/7)       |
| Texas State       | —        | 1-0         | W, 34-27 vs. Lamar              | vs. UTSA (9/7)            |
| Texas             | —        | 1-0         | W, 52-0 vs. Colorado State      | at Michigan (9/7)         |
| Houston Christian | —        | 0-1         | L, 7-59 at SMU                  | vs. Tarleton (9/7)        |
| East Carolina     | —        | 1-0         | W, 42-3 vs. Norfolk State       | at Old Dominion (9/7)     |
| Rice              | —        | 0-1         | L, 14-34 vs. Sam Houston        | vs. Texas Southern (9/7)  |
| Florida Atlantic  | —        | 0-1         | L, 10-16 at Michigan State      | vs. Army (9/7)            |
| Tulsa             | —        | 1-0         | W, 62-28 vs. Northwestern State | at Arkansas State (9/7)   |
| Memphis           | —        | 1-0         | W, 40-0 vs. North Alabama       | vs. Troy (9/7)            |
| North Texas       | —        | 1-0         | W, 52-38 at South Alabama       | vs. SFA (9/7)             |
| Temple            | —        | 0-1         | L, 3-51 at Oklahoma             | at Army (9/7)             |
| Army              | —        | 1-0         | W, 42-7 vs. Lehigh              | at Florida Atlantic (9/7) |

## IT'S A HOOT

The Roadrunners will face all four FBS teams that use the nickname Owls during the 2024 season. UTSA opened the campaign on Aug. 31 against the Kennesaw State Owls, who are making their debut in Conference USA this year. The Roadrunners also will meet three American Athletic Conference teams who are the Owls: Rice (Oct. 12), Florida Atlantic (Oct. 19) and Temple (Nov. 22).

## TRAYLOR TABBED TOP AAC COACH BY ATHLON SPORTS

Athlon Sports picked UTSA's Jeff Traylor as its top head coach in the American Athletic Conference for the 2024 season. Traylor tops the list of the league's 14 head coaches as selected by senior college football writer and editor Steve Lissan. A two-time conference coach of the year, the Gilmer, Texas, native has led the Roadrunners to a 40-14 record in his first four seasons at the helm, the most wins and best winning percentage (.741) by a coach in program history. UTSA has captured a pair of conference championships, earned four straight bowl berths and made a combined 23 appearances in the three major national polls under his leadership. Under Traylor's guidance, UTSA student-athletes have collected awards and honors at a record-breaking pace. During his time in San Antonio, he has coached seven All-Americans, three national award finalists, 83 all-conference selections and a pair of NFL Draft picks. That success is not limited to just the gridiron. The Roadrunners also have received numerous honors for their work in the classroom during the Traylor tenure, including three College Sports Communicators (CSC) Academic All-Americans, 12 CSC Academic All-District Selections and four conference all-academic team selections. Additionally, UTSA was one only 13 FBS programs to receive the 2023 AFCA Academic Achievement Award for graduation success.

## BURKE CHOSEN FOR 40 UNDER 40 LIST

UTSA offensive coordinator and quarterbacks coach Justin Burke was chosen for the Dave Campbell's Texas Football 40 Under 40, as the publication recognized 40 of the rising stars in the coaching ranks in the state of Texas. This marks the fourth consecutive year a UTSA coach has been honored, as Burke joins running backs coach/NFL liaison Julian Griffin (2021), associate head coach/pass game coordinator/wide receivers coach Joe Price (2023) and former co-offensive coordinator Will Stein (2022). A veteran of the UTSA staff since 2020, Burke is in his second season as the Roadrunners' offensive coordinator and his first coaching the quarterbacks. He served as associate head coach, special teams coordinator and tight ends coach during the 2022 regular season before being promoted to co-offensive coordinator for the Cure Bowl.

## TRAYLOR TAKING ROADRUNNERS TO NEW HEIGHTS

Head coach Jeff Traylor has guided UTSA to new heights since taking over the program prior to the 2020 campaign. The Gilmer, Texas, native has turned around the program by instilling his 210 Triangle of Toughness culture, producing results on and off the field. Taking over a team that won a combined seven games in the two seasons prior to his arrival, he has led the Roadrunners to a 40-14 record through 54 games, the most wins all-time and best winning percentage (.741) by a UTSA head football coach. In the Jeff Traylor era, the Roadrunners are 24-3 (.889) at home, and they own a 27-4 (.871) record in regular season conference games and are 29-4 (.879) against league competition when including the 2021 and 2022 Conference USA Championship Games. Under Traylor's direction, UTSA has won back-to-back conference championships, has been nationally ranked in all three major polls in 2021 and 2022 and has played in a bowl game in each of his four seasons, including defeating Marshall, 35-17, in the 2023 Frisco Bowl for the program's first bowl win. The two-time conference coach of the year has coached eight All-Americans, three national award finalists, 13 national award semifinalists, seven conference superlative award recipients, 83 all-conference selections, two academic All-Americans and a pair of NFL Draft picks during his UTSA tenure. He was the 2021 AFCA Region 4 Coach of the Year and he has been a finalist for the Eddie Robinson Coach of the Year twice in addition to being a finalist for the 2022 Paul "Bear" Bryant Awards Coach of the Year, 2021 AFCA National Coach of the Year and the 2021 George Munger College Coach of the Year.

## HISTORY MADE IN FRISCO

The Roadrunners made history on Dec. 19, 2023, registering the school's first bowl win with a 35-17 victory over Marshall in the Scooter's Coffee Frisco Bowl. UTSA trailed 14-0 early in the contest but outscored the Thundering Herd, 35-3, the rest of the way to improve to 1-4 all-time in bowl games. The Roadrunners have made four consecutive bowl games and five appearances overall dating back to the 2016 New Mexico Bowl.

## SEASON 14

One of the newest FBS programs and now in its second year as a member of the American Athletic Conference, UTSA is in its 14th season of football in 2024. The Roadrunners started their program from scratch and, following a practice year in 2010, played their first season as an FCS Independent in 2011 before joining the Western Athletic Conference for the 2012 campaign. UTSA moved into Conference USA in 2013 and became a full-fledged FBS member starting with

## « ROADRUNNERS ON WATCH LISTS »

**Chase Allen, PK** — Lou Groza Award

**Kevorian Barnes, RB** — Doak Walker Award, Earl Campbell Tyler Rose Award

**Kendrick Blackshire, ILB** — Reese's Senior Bowl

**Brandon Brown, DL** — Outland Trophy

**Oscar Cardenas, TE** — John Mackey Award, Earl Campbell Tyler Rose Award, Shrine Bowl 1000, Reese's Senior Bowl

**De'Corian "JT" Clark, WR** — Allstate Wuerffel Trophy, Shrine Bowl 1000, Reese's Senior Bowl

**Joe Evans, DL** — Bronko Nagurski Trophy, Shrine Bowl 1000, Reese's Senior Bowl

**CJ James Jr., C** — Rimington Trophy

**Jamal Ligon, ILB** — Shrine Bowl 1000

**Devin McCuin, WR** — Earl Campbell Tyler Rose Award

**Jimmori Robinson, OLB** — Shrine Bowl 1000

**Venly Tatafu, OLB** — Polynesian College Football Player of the Year Award

**Donyai Taylor, QB** — Reese's Senior Bowl

## « PRESEASON HONORS »

### Athlon Sports Preseason All-AAC Team

**First Team** — Kevorian Barnes, Oscar Cardenas, Brandon Brown, Joe Evans, Jamal Ligon, Donyai Taylor, Chase Allen

**Second Team** — Devin McCuin, Venly Tatafu, Ken Robinson

**Third Team** — Cory Godinet, Jimmori Robinson

**Fourth Team** — Robert Henry, De'Corian Clark, Makai Hart

### Phil Steele Preseason All-AAC Team

**First Team** — Oscar Cardenas, Joe Evans, Chase Allen

**Second Team** — Devin McCuin, Brandon Brown

**Third Team** — Ken Robinson

**Fourth Team** — Jamal Ligon, Donyai Taylor

### Dave Campbell's Texas Football

### Preseason All-Texas College Team

**First Team** — Venly Tatafu, Brandon Brown

**Second Team** — Kevorian Barnes, Joe Evans, Chase Allen

## ASSOCIATED PRESS TOP 25

### Week 2 (Sept. 3)

| Rk. | Team           | Record |
|-----|----------------|--------|
| 1.  | Georgia (57)   | 1-0    |
| 2.  | Ohio State (5) | 1-0    |
| 3.  | Texas          | 1-0    |
| 4.  | Alabama        | 1-0    |
| 5.  | Notre Dame     | 1-0    |
| 6.  | Ole Miss       | 1-0    |
| 7.  | Oregon         | 1-0    |
| 8.  | Penn State     | 1-0    |
| 9.  | Missouri       | 1-0    |
| 10. | Michigan       | 1-0    |
| 11. | Utah           | 1-0    |
| 12. | Miami          | 1-0    |
| 13. | USC            | 1-0    |
| 14. | Tennessee      | 1-0    |
| 15. | Oklahoma       | 1-0    |
| 16. | Oklahoma State | 1-0    |
| 17. | Kansas State   | 1-0    |
| 18. | LSU            | 0-1    |
| 19. | Kansas         | 1-0    |
| 20. | Arizona        | 1-0    |
| 21. | Iowa           | 1-0    |
| 22. | Louisville     | 1-0    |
| 23. | Georgia Tech   | 2-0    |
| 24. | NC State       | 1-0    |
| 25. | Clemson        | 0-1    |

**Others Receiving Votes:** LTexas A&M 97, Boston College 49, Boise State 47, Iowa State 32, Memphis 27, Nebraska 27, SMU 23, Washington 20, Liberty 12, Wisconsin 8, Vanderbilt 8, Auburn 8, Tulane 4, North Carolina 4, **UTSA 3**, App State 3, West Virginia 2, Kentucky 2, Arkansas 2, UNLV 1, Colorado 1

## AFCA COACHES POLL

### Week 2 (Sept. 3)

| Rk. | Team           | Record |
|-----|----------------|--------|
| 1.  | Georgia (51)   | 1-0    |
| 2.  | Ohio State (3) | 1-0    |
| 3.  | Texas (1)      | 1-0    |
| 4.  | Alabama        | 1-0    |
| 5.  | Ole Miss       | 1-0    |
| 6.  | Oregon         | 1-0    |
| 7.  | Notre Dame     | 1-0    |
| 8.  | Penn State     | 1-0    |
| 9.  | Michigan       | 1-0    |
| 10. | Missouri       | 1-0    |
| 11. | Utah           | 1-0    |
| 12. | Tennessee      | 1-0    |
| 13. | Oklahoma       | 1-0    |
| 14. | USC            | 1-0    |
| 15. | Miami          | 1-0    |
| 16. | Kansas State   | 1-0    |
| 17. | Oklahoma State | 1-0    |
| 18. | Arizona        | 1-0    |
| 19. | LSU            | 0-1    |
| 20. | Kansas         | 1-0    |
| 21. | Iowa           | 1-0    |
| 22. | Clemson        | 0-1    |
| 23. | NC State       | 1-0    |
| 24. | Louisville     | 1-0    |
| 25. | Washington     | 1-0    |

**Others Receiving Votes:** Georgia Tech 86, Texas A&M 78, Memphis 43, Kentucky 23, Boise State 22, SMU 19, Auburn 13, Wisconsin 11, Iowa State 10, Tulane 9, UNLV 9, Liberty 9, Maryland 9, Nebraska 8, Boston College 7, South Florida 5, Air Force 4, James Madison 4, **UTSA 3**, App State 3, North Carolina 3, Texas State 2, Coastal Carolina 1, Syracuse 1

the 2014 season. The Roadrunners set NCAA modern startup program records in 2011 by drawing 56,743 fans to their inaugural game against Northeastern State and by averaging 35,521 fans for their six home contests that season. UTSA made its first postseason appearance at the 2016 New Mexico Bowl in its sixth season of play and registered its first win against a team from the Big 12 Conference the following season with a 17-10 victory over Baylor. The Roadrunners made history in 2021, opening the fall with a road win against Illinois of the Big Ten Conference, capturing their first conference championship with a 49-42 decision against WKU and capping a 12-2 ledger with their third bowl game. They repeated as league champions with a 48-27 win over North Texas in 2022 and made their third straight and fourth overall bowl appearance, ending the year with an 11-3 mark. Last fall, the Roadrunners notched their first bowl victory with a 35-17 decision over Marshall in the Frisco Bowl to cap a 9-4 ledger that include a 7-1 mark in their debut in The American. UTSA now has posted at least six wins in eight of the 13 full seasons in program history and it has reached the seven-win plateau six times, including in each of the first four years of the Jeff Traylor era.

### DOWN TO THE WIRE

UTSA is no stranger to close contests in the Jeff Traylor era, as 31 of the 54 have been one-score ballgames in the fourth quarter. The Roadrunners own a 22-9 record in those games. Dating back to the 2021 campaign, UTSA has seen 18 of the last 32 contests decided in the fourth quarter or later. Additionally, the Roadrunners are 13-4 (.765) in games decided by eight points or less since 2021, the most wins and top winning percentage among FBS teams who have played 15 or more one-score games during that stretch.

### Winning Percentage in One-Score Games Since 2021

| Team             | Record | Pct  |
|------------------|--------|------|
| UTSA             | 13-4   | .765 |
| Eastern Michigan | 10-6   | .625 |
| Old Dominion     | 10-11  | .476 |
| Illinois         | 9-11   | .450 |
| Navy             | 7-10   | .412 |
| Iowa State       | 5-14   | .263 |
| Nebraska         | 4-17   | .190 |

\*minimum 15 games

### WORKING OVERTIME

UTSA is 5-3 all-time in overtime games. The Roadrunners had played just four overtime games during their first nine seasons, going 2-2 in those contests. UTSA has played in four more OT games in the Jeff Traylor era, going 3-1. In fact, the Roadrunners played three overtime games in 2022, defeating Army in one extra frame (41-38) and UAB in double OT (44-38) after dropping the season opener to Houston in triple overtime (37-35). Traylor made his UTSA debut with an overtime game, outlasting this week's opponent, Texas State, 51-48, in two extra periods.

### UTSA's All-Time Overtime Games (5-3)

| Date     | Opponent       | Result         |
|----------|----------------|----------------|
| 10/8/11  | South Alabama  | L, 27-30 (2OT) |
| 10/29/11 | Georgia State  | W, 17-14 (OT)  |
| 11/14/15 | at Charlotte   | W, 30-27 (OT)  |
| 10/22/16 | UTEP           | L, 49-52 (5OT) |
| 9/12/20  | at Texas State | W, 51-48 (2OT) |
| 9/3/22   | Houston        | L, 35-37 (3OT) |
| 9/10/22  | at Army        | W, 41-38 (OT)  |
| 11/5/22  | at UAB         | W, 44-38 (2OT) |

### HIGH-SCORING ROADRUNNERS

UTSA has emerged as one of the top scoring offenses in the FBS under head coach Jeff Traylor. In his second season at the helm in 2021, the Roadrunners set school records for scoring, tallying 516 total points in 14 contests for a program-record 36.9 points per game to rank 11th nationally. The following year, the Roadrunners came up just shy of the school record with 515 points in 14 games for an average of 36.8 per game, good for 14th in the FBS. UTSA scored 30-plus points in 12 of the 14 contests, and they topped the 40-point barrier seven times and the 50-point plateau twice. The Roadrunners scored 415 points in 13 games in 2023, good for an average of 31.9 per contest. In fact, those three seasons rank as the top three scoring totals and averages in program history. UTSA has scored 20-plus points in 42 of the last 46 games dating back to the 2020 campaign. The Roadrunners have tallied 1,813 points in 54 games under head coach Jeff Traylor, good for an average of 33.6 points per game.

### EXPERIENCE UP FRONT

UTSA once again boasts one of the most experienced offensive lines in the FBS this fall. Entering the season, the Roadrunners owned a combined 238 career games played and 116 career starts

up front, figures that ranked seventh and 13th, respectively, among all FBS teams. After the season-opening win over Kennesaw State, those numbers have increased to 245 games and 121 starts. Redshirt junior Walker Baty has played in a team-high 38 games with 11 starts, while senior transfer CJ James Jr., who appears on the Rimington Trophy Watch List, paces the unit with 33 starts, 32 coming during his previous stops at New Mexico and Abilene Christian. Venly Tatafu totes 26 appearances and 21 starts, Makai Hart has 24 career starts in 25 games and junior Luke Lapeze has 27 games and 11 starts under his belt. Honorable mention all-conference performer Cory Godinet made 10 starts in 13 appearances last fall and earned the start at right guard in the opener. Transfers Kamar Missouri and Jaylen Garth started at both tackle spots against Kennesaw State and now have played in 20 and 10 games, respectively. Sixth-year senior Demetris Allen owns four starts in 20 career games as a Roadrunner, while Deandre Marshall has 17 games on his resumé, Buffalo Kruize has seen action in 13 contests and Ben Rios has played in four.

### CARDENAS IS CLUTCH

Senior tight end Oscar Cardenas has developed a reputation for making clutch catches during his career. The San Antonio Brandeis High School product played a role in one of the iconic moments in program history, hauling in the game-winning TD reception after a tipped pass with three seconds left in the 34-31 home victory over UAB in 2021. He also had a 28-yard catch on that game-winning drive versus the Blazers to help the Roadrunners clinch the Conference USA West Division title. In 2022, Cardenas caught two balls in the opener against No. 24 Houston, including a key 25-yard reception that set up the game-tying field goal as time expired. He also made a one-handed grab and then hurdled a defender for a 35-yard play on the final drive of the 31-27 victory over North Texas to set up the game-winning touchdown pass on the following play. Last season, the John Mackey Award Watch List member caught 32 passes for 280 yards and a pair of touchdowns en route to third-team All-American Athletic Conference accolades. A sixth-year senior, Cardenas became the ninth Roadrunner and just the second tight end to surpass 1,000 career receiving yards after catching two passes for 38 yards and a touchdown in the 28-16 season-opening win over Kennesaw State. He now has 84 receptions for 1,035 yards and seven touchdowns in 58 career games as a Roadrunner.

### THREE-HEADED MONSTER

The Roadrunners featured a three-headed monster in the backfield last season and that is expected to be the same in 2024. Running backs Kevorian Barnes, Rocko Griffin and Robert Henry combined to rush for 1,786 yards and 23 touchdowns on 365 attempts last fall. Barnes, a native of San Augustine, Texas, who earned a spot on this year's Doak Walker Award candidate list, paced the unit with 715 yards on 147 carries to go with six TDs, while Henry, who hails from Mississippi, tallied 588 yards and a team-best 11 TDs on 127 totes. Griffin, a Georgia native, rushed 91 times for 483 yards and six scores and averaged a team-best 5.3 yards per carry. The trio was responsible for 80% of the Roadrunners' rushing yards and 85% of their rushing TDs last fall. In the season-opening win over Kennesaw State, Henry rushed for 30 yards, Barnes added 22 and Griffin had 12 to pace the UTSA ground game.

### MCCUIN EMERGES AS RECEIVING THREAT

UTSA wide receiver Devin McCuin emerged as one of the team's top receiving threats as a true freshman last year and he has started off his sophomore season on the right foot. The Jacksonville, Texas, native nearly broke a freshman record that has stood since UTSA's inaugural season in 2011, as he piled up 546 receiving yards and three touchdowns on 42 catches to come up only 32 yards shy of Kam Jones' freshman standard of 578. He had a 72-yard TD reception against Army that now ranks as the eighth-longest pass play in program history and he nearly notched his first career 100-yard game with 94 in the 49-34 win at Temple and again with 91 in the 49-21 home triumph over South Florida. McCuin opened the 2024 campaign with a career night, catching 11 passes — one shy of the school record and the second-best total in the FBS this fall — for 79 yards and two touchdowns in the 28-16 win over Kennesaw State.

### « CAREER GAMES PLAYED/STARTED »

| Player              | GP (at UTSA) | GS (at UTSA) |
|---------------------|--------------|--------------|
| Chase Allen         | 21 (13)      | —            |
| Kevorian Barnes     | 28           | 14           |
| Walker Baty         | 38           | 11           |
| Kendrick Blackshire | 25 (1)       | 0 (0)        |
| Brandon Brown       | 43 (42)      | 35 (35)      |
| Oscar Cardenas      | 58           | 33           |
| Chris Carpenter     | 34 (25)      | 4 (4)        |
| De'Corian Clark     | 44           | 19           |
| Christian Clayton   | 55           | 0            |
| Cade Collenback     | 34           | —            |
| Elliott Davison     | 46 (14)      | 29 (2)       |
| Dan Dishman         | 28           | 2            |
| Syrus Dumas         | 26 (5)       | 20 (1)       |
| Joe Evans           | 41 (25)      | 28 (18)      |
| Martavius French    | 25           | 9            |
| Rocko Griffin       | 35 (13)      | 8 (2)        |
| Makai Hart          | 25           | 24           |
| CJ James Jr.        | 33 (1)       | 33 (1)       |
| Luke Lapeze         | 27           | 11           |
| Tai Leonard         | 24           | 0            |
| Jermarius Lewis     | 25 (1)       | 11 (0)       |
| Jamal Ligon         | 51           | 47           |
| Kamar Missouri      | 20 (1)       | 5 (1)        |
| Zach Morris         | 25 (1)       | 12 (0)       |
| Brevin Randle       | 48 (1)       | 39 (1)       |
| Jimmori Robinson    | 31           | 1            |
| Ken Robinson        | 53           | 26           |
| Asyrus Simon        | 41           | 16           |
| JJ Sparkman         | 33 (1)       | 4 (0)        |
| Venly Tatafu        | 25           | 21           |
| Donyai Taylor       | 52           | 14           |
| Ronald Triplette    | 30           | 0            |

*Only players with 20+ career games played listed*

### BORN TO PLAY QB

UTSA redshirt sophomore Owen McCown was born to play quarterback. The lefthander is the son of Josh McCown, who was a third-round draft pick in 2002 and played 18 seasons in the NFL after a collegiate career at SMU and Sam Houston. Two of his uncles also played the position. Luke McCown starred at Louisiana Tech before he was selected in the fourth round of the 2004 NFL Draft and enjoyed a 12-year NFL career. Randy McCown played quarterback at Texas A&M from 1996-99, helping the Aggies to the 1998 Big 12 Conference Championship. Those three McCown brothers all played for UTSA head coach Jeff Traylor when he was an assistant coach at Jacksonville High School in the 1990s. Owen won the starting quarterback job coming out of training camp this season and he made the best of his second start as a Roadrunner. He completed 28 of 38 passes for 340 yards and three touchdowns and also ran for another score to help lead UTSA to a 28-16 victory over Kennesaw State last Saturday, earning Manning Award QB of the Week and American Athletic Conference Honorable Mention Player of the Week accolades for his performance. In his first start at UTSA last December, the transfer from Colorado threw for 251 yards and two TDs on 22-of-31 passing to help guide the Roadrunners to a 35-17 triumph over Marshall in the 2023 Frisco Bowl for the program's first-ever bowl win. He made a splash in his UTSA debut last September by breaking the school's single-game completion percentage record against No. 20 Tennessee, connecting on 18 of 20 passes (90%) for 170 yards and a pair of TDs.

### SACK ATTACK

UTSA enjoyed a record-setting season in 2023 for tackles for loss and sacks, and the defense has started the 2024 season with the same impressive numbers. Last fall, the Roadrunners registered 99 tackles behind the line of scrimmage to eclipse the previous standard of 96 set in 2019. UTSA also shattered the program mark for sacks with 46, 13 more than the previous record established in 2021 with the benefit of one more game. The Roadrunners led the American Athletic Conference in both categories and they ranked second in the FBS in sacks per game (3.54) and fifth in

## « NCAA/AAC RANKING SUMMARY »

(through Sept. 1)

| Category                                     | NCAA Rank | AAC Rank | Value  |
|--|-----------|----------|--------|
| 3rd Down Conversion Pct (129 ranked)         | 112       | 13       | .286   |
| 3rd Down Conversion Pct Defense (129 ranked) | 81        | 12       | .375   |
| 4th Down Conversion Pct (82 ranked)          | 1         | 1        | 1.00   |
| 4th Down Conversion Pct Defense (109 ranked) | 1         | 1        | .000   |
| Blocked Kicks (2 ranked)                     | -         | -        | -      |
| Blocked Kicks Allowed (121 ranked)           | 1         | 1        | 0      |
| Blocked Punts (2 ranked)                     | -         | -        | -      |
| Blocked Punts Allowed (127 ranked)           | 1         | 1        | 0      |
| Completion Percentage (129 ranked)           | 19        | 4        | .737   |
| Defensive TDs (5 ranked)                     | -         | -        | -      |
| Fewest Penalties (129 ranked)                | 112       | 13       | 10     |
| Fewest Penalties Per Game (126 ranked)       | 115       | 13       | 10.00  |
| Fewest Penalty Yards (129 ranked)            | 121       | 14       | 109    |
| Fewest Penalty Yards Per Game (127 ranked)   | 122       | 14       | 109.00 |
| First Downs Defense (129 ranked)             | 45        | 7        | 15     |
| First Downs Offense (129 ranked)             | 99        | 10       | 17     |
| Fumbles Lost (129 ranked)                    | 80        | 8        | 1      |
| Fumbles Recovered (14 ranked)                | 14        | 2        | 1      |
| Kickoff Return Defense (129 ranked)          | 1         | 1        | 0.00   |
| Kickoff Returns (99 ranked)                  | 57        | 8        | 19.33  |
| Net Punting (125 ranked)                     | 67        | 9        | 39.20  |
| Passes Had Intercepted (127 ranked)          | 1         | 1        | 0      |
| Passes Intercepted (33 ranked)               | -         | -        | -      |
| Passing Offense (129 ranked)                 | 26        | 3        | 340.0  |
| Passing Yards Allowed (129 ranked)           | 79        | 10       | 202.0  |
| Passing Yards per Completion (129 ranked)    | 63        | 7        | 12.14  |
| Punt Return Defense (129 ranked)             | 75        | 9        | 0.50   |
| Punt Returns (129 ranked)                    | 87        | 10       | 0.67   |
| Red Zone Defense (74 ranked)                 | 50        | 9        | .667   |
| Red Zone Offense (123 ranked)                | 1         | 1        | 1.00   |
| Rushing Defense (129 ranked)                 | 21        | 3        | 51.0   |
| Rushing Offense (129 ranked)                 | 109       | 11       | 76.0   |
| Sacks Allowed (129 ranked)                   | 121       | 12       | 5.00   |
| Scoring Defense (129 ranked)                 | 66        | 7        | 16.0   |
| Scoring Offense (125 ranked)                 | 80        | 10       | 28.0   |
| Tackles for Loss Allowed (125 ranked)        | 106       | 10       | 8.00   |
| Team Passing Efficiency (129 ranked)         | 39        | 5        | 174.89 |
| Team Passing Efficiency Defense (129 ranked) | 79        | 9        | 122.39 |
| Team Sacks (107 ranked)                      | 35        | 4        | 3.00   |
| Team Tackles for Loss (126 ranked)           | 13        | 4        | 10.0   |
| Time of Possession (129 ranked)              | 49        | 7        | 31:00  |
| Total Defense (129 ranked)                   | 48        | 7        | 253.0  |
| Total Offense (129 ranked)                   | 68        | 8        | 416.0  |
| Turnover Margin (129 ranked)                 | 56        | 6        | 0.00   |
| Turnovers Gained (52 ranked)                 | 52        | 10       | 1      |
| Turnovers Lost (127 ranked)                  | 42        | 5        | 1      |

| Player           | Category               | NCAA Rank | AAC Rank | Value |
|------------------|------------------------|-----------|----------|-------|
| Owen McCown      | Completion Percentage  | 25        | 3        | .737  |
| Owen McCown      | Completions/Game       | 6         | 2        | 28.00 |
| Owen McCown      | Passing Yards          | 19        | 2        | 340   |
| Owen McCown      | Passing Yards/Game     | 16        | 2        | 340.0 |
| Ronald Triplette | Forced Fumbles         | 4         | 1        | 1.00  |
| Jimmy Wyrick     | Forced Fumbles         | 4         | 1        | 1.00  |
| Syrus Dumas      | Fumbles Recovered      | 1         | 1        | 1     |
| Owen McCown      | Points Responsible For | 13        | 2        | 24    |
| Devin McCuin     | Receiving TDs          | 6         | 1        | 2     |
| Devin McCuin     | Receptions/Gm          | 3         | 2        | 11.0  |
| Owen McCown      | Total Offense          | 24        | 3        | 340.0 |
| Devin McCuin     | Total TDs              | 17        | 1        | 2     |

\* only top-30 NCAA individual rankings listed

tackles for loss per contest (7.6). Individually, Jimmori Robinson returns after recording 11 TFLs, 4.5 sacks and a program-record 10 quarterback hurries. In the season-opening win over Kennesaw State, the Roadrunners racked up 10 tackles for loss, including a sack each by Robinson, Martavius French and James Walley Jr. That marked the fifth time UTSA has tallied double-digit TFLs in a game over the past two seasons and the ninth time to record three-plus sacks during that stretch.

### TURNING THE TIDE FOR TAKEAWAYS

After going through the first three games of the 2023 season without a takeaway, the Roadrunners finished with 17 turnovers over the last 10 contests. UTSA tallied 10 interceptions, led by two apiece from Elliott Davison, Nicktroy Fortune and Kam Alexander, while the Roadrunners recovered seven fumbles, paced by two from Ronald Triplette. The Roadrunners will not have to wait four games for their first takeaway this season, as Jimmy Wyrick forced a key fumble that was recovered by Syrus Dumas in the fourth quarter of the 28-16 win over Kennesaw State last Saturday.

### D-LINE DEPTH KEEPS ROADRUNNERS FRESH

UTSA has taken advantage of a deep defensive line room with a rotation aimed to keep players fresh throughout the game. The Roadrunners played at least nine d-linemen and as many as a dozen in three different games in 2023. UTSA rotated nine players up front in the 28-16 season-opening victory over Kennesaw State, as Brandon Brown, Jameian Buxton, Christian Clayton, Joe Evans, Tai Leonard, Chidera Otutu, Asyrus Simon, Ronald Triplette and Daemian Wimberly all saw action last Saturday. UTSA welcomed back eight players at the position who saw action last fall, led by veterans Brown, a member of the Outland Trophy Watch List, and Evans, who has earned a spot on watch lists for the Bronko Nagurski Trophy, Shrine Bowl 1000, Reese's Senior Bowl. Brown logged 4.5 tackles for loss, two quarterback hurries and a sack en route to third-team all-conference honors in 2023. Evans posted 2.5 TFLs, a pair of sacks and a safety last season while also collecting third-team all-league accolades.

### LINEBACKER LEADER

A starter at inside linebacker since he stepped foot on campus in 2020, Jamal Ligon has developed into one of the team leaders. The fifth-year senior from Tyler, Texas, who landed on this year's Shrine Bowl 1000 already owns the UTSA career mark for assisted tackles with 149 and is on pace to become the Roadrunners' all-time leader in total tackles, as he boasts 288 after logging three in the win over Kennesaw State. He now sits only 27 stops shy of Rashad Wisdom's school record of 315. The three-time all-conference selection also is on track to become the program's record holder in starts, as he now has 47, only nine short of the mark held by Joshua Cephus and Wisdom. Additionally, he set the school standard — as a true freshman — for total tackles in a game with 19 in a win over Middle Tennessee in 2020. Last season, Ligon posted 62 total tackles, 35 unassisted stops, seven tackles for loss, five quarterback hurries, one sack, one forced fumble and a pass breakup while earning honorable mention all-conference honors.

### OURS (TAYLOR'S VERSION)

UTSA senior Donyai Taylor is following in the footsteps of former teammate and older brother, Dadrian, who started his career in 2018 and donned the number *seven* jersey for the 2020 through 2022 seasons as a standout at the Roadrunners' money backer position. Donyai, who has played the same spot as his sibling since his true freshman campaign in 2020, earned the coveted single-digit jersey in a vote by his teammates last season, choosing the same number *seven* that Dadrian wore. The younger brother and Shiner High School product, who will keep that number in 2024, started all 12 games last fall and registered 46 total tackles, *seven* tackles for loss, two sacks, six quarterback hurries, two pass breakups, a 78-yard interception return and a 19-yard fumble return en route to second-team All-American Athletic Conference honors.

### STEADY SAFETIES

UTSA's secondary is led in part by the steady senior safety duo of Elliott Davison and Ken Robinson. Despite playing in only 12 of the 13 games



last fall, Robinson, a South Grand Prairie High School product, led the Roadrunners in total tackles with 66 to go along with four pass breakups and a quarterback hurry. Davison, a native of Tyler, registered 40 stops and a pair of interceptions, including one that was returned 76 yards, in his first season at UTSA after transferring from UIW. In the season-opening win over Kennesaw State last Saturday, Robinson paced the Roadrunners with seven stops, including one behind the line of scrimmage, while Davison made five tackles and broke up a pass to help UTSA limit the Owls to 253 total yards, including only 51 on the ground.

### ALLEN'S AIM IS ACCURATE

Last fall, Chase Allen developed into a reliable place-kicker in his debut campaign with the Roadrunners that saw him earn second-team All-American Athletic Conference accolades. The transfer from Alabama made 13 of 15 field goals and all 49 extra-point attempts in 2023, as he led the league and ranked 14th in the FBS in field-goal percentage (.867). After not kicking in the opener versus Houston, he drilled 46- and 43-yard field goals in the 20-13 victory over Texas State, earning AAC Special Teams Player of the Week honors. The Colleyville Heritage High School graduate tied the school record with a 53-yard make in the 41-20 triumph over UAB on Oct. 14. His 13 made field goals put him sixth on UTSA's single-season list, while his 49 PATs rank third in program history. This season, Allen made all four extra-point tries in the season-opening win over Kennesaw State to continue the Roadrunners' stretch of consecutive PATs made to 200 — which is now tied with Tulane for the second-longest streak in the FBS — dating back to the win over Louisiana Tech on Oct. 24, 2020.

### CARPENTER MAKES HISTORY

UTSA junior Chris Carpenter has stamped his name in the school record book as one of the top returners in program history. In 2022, he brought back a kickoff 97 yards for a score against Texas Southern, the first kickoff return touchdown in program history. Last season, the Jacksonville, Texas, native returned a punt 50 yards for a touchdown in the third quarter of the 34-14 home triumph over Rice to become the first Roadrunner to record a punt and kickoff return for a TD. The punt return TD versus the Owls was the third in school annals, as he joined Kenny Harrison (79-yard TD vs. Texas State, 2012) and Sheldon Jones (76-yard return vs. Lamar in 2021). Carpenter finished 2023 ranked sixth in the league and 34th nationally in punt return average (6.8).

### TV BIRDS

Saturday's game will air on ESPNU, marking 139 straight televised/streamed appearances for the Roadrunners. The last UTSA game that was not broadcast was the 2012 season finale against Texas State.

### A FOCUS ON RECRUITING TEXAS

UTSA's 118-man roster features 93 players — 79% — who hail from the state of Texas. Georgia and Mississippi stand second with four players apiece, while there are two each from Alabama, Florida and Louisiana. Arizona, Arkansas, Hawai'i, Iowa, Maryland, Massachusetts, Oregon, Tennessee and Virginia each have produced one current Roadrunner. Caile Hogan is the lone UTSA player from Australia and Cory Godinet is the first Roadrunner from American Samoa.

### « KEEPING THEM HOME »

UTSA head coach Jeff Traylor and his staff have placed an emphasis on recruiting the city of San Antonio and surrounding area. This year's roster includes 16 players from the San Antonio area.

|                                     |                                     |
|-------------------------------------|-------------------------------------|
| Daniel Alonso (Holy Cross)          | Ethan Laing (Boerne Champion)       |
| Johnny Bowens III (Converse Judson) | Ronald Link-Milam Jr. (Reagan)      |
| Briley Brown (O'Connor)             | Deandre Marshall (Central Catholic) |
| Chris Bryson (Brandeis)             | Kenny Ozowalu (Reagan)              |
| Oscar Cardenas (Brandeis)           | Alan Pruneda (Brackenridge)         |
| Cade Coltenback (O'Connor)          | Jaren Randle (Johnson)              |
| Tim Huff Jr. (East Central)         | Ben Rios (Central Catholic)         |
| Justice Hurt (Taft)                 | Justin Rodriguez (Johnson)          |

### « UTSA'S GRADUATES »

|                      |               |                  |
|----------------------|---------------|------------------|
| Chase Allen          | Syrus Dumas   | Jimmori Robinson |
| Demetris Allen       | Zah Frazier   | Ken Robinson     |
| Oscar Cardenas       | Rocko Griffin | Venly Tatafu     |
| De'Corian "JT" Clark | Makai Hart    | Ronald Triplette |
| Christian Clayton    | CJ James      | Jimmy Wyrick     |
| Cade Coltenback      | Brevin Randle |                  |

### UTSA'S 210 TRIANGLE OF TOUGHNESS

Since his arrival in December 2019 head coach Jeff Traylor has instilled into the program his 210 Triangle Of Toughness — run the football, be physical on defense and be sound on special teams — and its Culture Pillars: Integrity, Passion, Mental & Physical Toughness, Selfless and Perfect Effort. As part of that culture, the players voted during fall camp on who would earn single-digit jersey numbers, a reward for representing mental and physical toughness on and off the field. The numbers 2, 1 and 0 — San Antonio's area code — were chosen for the players voted to represent the 210 Triangle of Toughness brand. Below are the single-digit jersey numbers as voted by their teammates:

- 0 — Oscar Cardenas, Jamal Ligon
- 1 — De'Corian "JT" Clark, Joe Evans
- 2 — Brandon Brown, Owen McCown
- 3 — Zah Frazier, Devin McCuin
- 4 — Kevorian Barnes, Ken Robinson
- 5 — Chris Carpenter, Martavious French
- 6 — Elliott Davison, Robert Henry Jr.
- 7 — Donyai Taylor
- 8 — Jimmori Robinson
- 9 — Eddie Lee Marburger, Owen Pewee

Offensive linemen (51) CJ James Jr., (53) Cory Godinet, (75) Venly Tatafu and (77) Makai Hart also received the necessary votes but cannot change to a single-digit number due to their position.

### BROTHERLY DUOS

UTSA is one of 30 FBS teams that have at least two sets of brothers. The Roadrunners list junior wide receiver Elliott Brow and junior cornerback Errionn Brow along with senior inside linebacker Fred Lewis and junior safety Jermarius Lewis. Colorado leads the way with six sets of brothers.

### PRO 'RUNNERS

UTSA currently has three players on NFL active rosters and four on practice squads. Marcus Davenport became the first Roadrunner to be selected in the first round of the NFL Draft when the Saints picked him 14th overall in 2018. The defensive end is in his first season with the Lions after spending 2023 on the Vikings roster. Tariq Woolen was selected by the Seahawks in the fifth round of the 2022 NFL Draft. Now in his third season, the cornerback led the league with six interceptions and was a Pro Bowl selection as a rookie and has twice been voted by his peers to the NFL's Top 100 list. Spencer Burford was a fourth-round pick by the 49ers in 2022 and is in his third year as an offensive guard in San Francisco. Additionally, Joshua Cephus (Jaguars), Sincere McCormick (Raiders), Leroy Watson (Titans) and Rashad Wisdom (Buccaneers) are on practice squads.

### UP NEXT

The Roadrunners will head to Austin to face No. 4 Texas on Saturday, Sept. 14. Kickoff is slated for 6 p.m. at Darrell K Royal-Texas Memorial Stadium and the game will be televised nationally on ESPN.

Scan the QR Code to view the  
UTSA Football Record Book



## « **UTSA FOOTBALL MEDIA POLICY** »

The UTSA Athletics Communications Office assists members of the media with their coverage of all 17 Roadrunners sports by coordinating interviews and providing feature ideas, notes, statistics and any other information needed to cover the athletics department. Media members may check the UTSA Athletic's official website — goUTSA.com — for the latest information on all Roadrunners sports.

### **INTERVIEW POLICY**

All interviews with UTSA student-athletes and coaches must be arranged at least 24 hours in advance by contacting the Athletics Communications Office. Telephone interviews are available to the media on a "call-back" basis ONLY and at a time that is convenient for the interviewee. Contact information (i.e., cell phone numbers) for student-athletes and coaches WILL NOT be provided to the media.

### **MEDIA AVAILABILITY**

During the season, UTSA head coach Jeff Traylor will be available during a Monday media roundtable session. Coach Traylor and student-athletes will be available post-practice on Tuesdays and Wednesdays. All interview requests for the week should be made by 5 p.m. on Mondays.

### **PRACTICE POLICIES**

UTSA football practices take place at the practice fields on the Main Campus. Practices are closed during the season. Questions pertaining to practice schedules and specific media information regarding coverage for all other sports may be directed to Kyle Stephens.

### **POSTGAME PROCEDURES**

Following a brief cooling-off period, UTSA head coach Jeff Traylor and requested student-athletes will be made available for interviews.

### **CREDENTIALS**

Media members may request credentials to cover UTSA's six home football games by visiting [goUTSA.com/fbcredentials](https://goUTSA.com/fbcredentials).

### **AMERICAN ATHLETIC CONFERENCE**

UTSA is a member of the American Athletic Conference. The league office's football media relations contact is Chuck Sullivan ([csullivan@theamerican.org](mailto:csullivan@theamerican.org) / 401-641-8760).

### « **WHO TO CONTACT** »

**Associate AD/Athletics Communications Kyle Stephens**  
cell: (210) 887-3636 | email: [kyle.stephens@utsa.edu](mailto:kyle.stephens@utsa.edu)

**Associate Director Michael Stambaugh**  
cell: (785) 979-5721 | email: [michael.stambaugh@utsa.edu](mailto:michael.stambaugh@utsa.edu)

**Assistant Director Ryan Smith**  
cell: (361) 442-9600 | email: [ryan.smith2@utsa.edu](mailto:ryan.smith2@utsa.edu)

### « **ON THE INTERNET** »

#### **goUTSA.com**

The official website of UTSA Athletics is the home for all the football information you need. Schedules, results, rosters, bios, stats, releases, game notes and the media almanac can be found here.

#### **TheAmerican.org**

The official website of the American Athletic Conference contains updated standings, results, schedules, stats, releases, notes and much more.

#### **txst.com**

The official website of UTSA's opponent this week.

### « **FOLLOW UTSA ON SOCIAL MEDIA** »

#### **UTSA Athletics**



#### **UTSA Football**



## **collegepressbox**

collegepressbox is the official media website for Division I football. Access and download game notes, quotes, statistics, media guides, headshots, logos and more for all FBS schools, conferences, postseason games, awards and the College Football Playoff. For access, please register for an account at [collegepressbox.com/register](https://collegepressbox.com/register).

### « **UTSA ROADRUNNERS FOOTBALL WEEKLY SCHEDULE (SUBJECT TO CHANGE)** »

| <b>SUNDAY,<br/>SEPT. 8</b>                         | <b>MONDAY,<br/>SEPT. 9</b>   | <b>TUESDAY,<br/>SEPT. 3</b>   | <b>WEDNESDAY,<br/>SEPT. 4</b>  | <b>THURSDAY,<br/>SEPT. 5</b>                       | <b>FRIDAY,<br/>SEPT. 6</b>                         | <b>SATURDAY,<br/>SEPT. 7</b>  |
|--|--|---|--|--|--|---|
| Practice (closed)<br><br>« No Media Availability » | Practice (closed)<br><br>9:30 a.m.<br>Jeff Traylor Weekly Press<br>Conference (via Zoom) | Practice (closed)<br><br>10 a.m.<br>Interviews with Jeff Traylor,<br>student-athletes | Practice (closed)<br><br>10 a.m.<br>Interviews with Jeff Traylor,<br>student-athletes<br><br><b>Jeff Traylor<br/>Radio Show</b><br>7-8 p.m. • Chicken N Pickle<br>Sports Radio AM 760 The Ticket | Practice (closed)<br><br>« No Media Availability » | Practice (closed)<br><br>« No Media Availability » | <b>Game Day</b><br>vs. Texas State<br>3 p.m.   ESPNU<br><br><b>Postgame Interviews</b><br>Locker room closed. Coach<br>Traylor & players available<br>after 10-minute cooling off<br>period |

« **UTSA COACHING STAFF SPEED CHART** »



**Jeff Traylor**  
Head Coach



**Jess Loepp**  
Defensive Coordinator/  
Safeties




**Justin Burke**  
Offensive Coordinator/  
Quarterbacks  
**(Booth)**



**Kurt Traylor**  
Run Game Coordinator/  
Offensive Line



**Nick Graham**  
Assistant Head Coach/  
Cornerbacks




**Joe Price**  
Associate Head Coach/  
Pass Game Coordinator/  
Wide Receivers



**Siddiq Haynes**  
Defensive Run Game  
Coordinator/Defensive Line



**Julian Griffin**  
Running Backs/  
NFL Liaison



**Galen Scott**  
Defensive Pass Game  
Coordinator/Linebackers



**Zach Brown**  
Special Teams  
Coordinator/Nickels



**Hunter Rittmann**  
Tight Ends

« **PRONUNCIATIONS** »

**Players**

|                            |       |                         |
|----------------------------|-------|-------------------------|
| <b>Shea Adams</b>          | _____ | SHAY                    |
| David <b>Adedoyin</b>      | _____ | add-uh-DOY-in           |
| Andrew <b>Alvarado</b>     | _____ | al-vuh-RAH-doe          |
| David <b>Amador</b>        | _____ | AH-muh-door             |
| <b>Mekhi</b> Anderson      | _____ | muh-KYE                 |
| <b>Nnanna Anyanwu</b>      | _____ | NAH-nah an-YAH-woo      |
| <b>Kevorian</b> Barnes     | _____ | KEY-vor-ee-uhn          |
| Walker <b>Baty</b>         | _____ | BAE-tee                 |
| Kendrick <b>Blackshire</b> | _____ | BLACK-shyer             |
| Elliott <b>Brow</b>        | _____ | BRO                     |
| <b>Errionn Brow</b>        | _____ | AIR-uhn BRO             |
| Oscar <b>Cardenas</b>      | _____ | CAR-den-iss             |
| <b>Demetrius</b> Davis Jr. | _____ | duh-ME-tree-uhs         |
| Bryson <b>Donnell</b>      | _____ | don-NELL                |
| Syrus <b>Dumas</b>         | _____ | due-MAH                 |
| <b>Zah</b> Frazier         | _____ | ZAY                     |
| Cory <b>Godinet</b>        | _____ | GOD-ih-net              |
| <b>Makai</b> Hart          | _____ | muh-KYE                 |
| <b>Caile</b> Hogan         | _____ | KALE                    |
| Preston <b>Huneycutt</b>   | _____ | HUH-nee-cut             |
| <b>Daivon Hurth</b>        | _____ | DAY-vee-on HEARTH       |
| <b>Amare</b> Johnson       | _____ | ah-MAR-ee               |
| Buffalo <b>Kruize</b>      | _____ | CRUISE                  |
| Jamal <b>Ligon</b>         | _____ | LIGG-in                 |
| Nate <b>Markiewicz</b>     | _____ | MARK-uh-wits            |
| <b>Davin</b> Martin        | _____ | DAV-in                  |
| Devin <b>McCuin</b>        | _____ | mick-CUE-in             |
| <b>Kamar</b> Missouri      | _____ | kuh-MAR                 |
| <b>Chidera Otutu</b>       | _____ | chih-DARE-uh oh-TUE-tue |
| Michael <b>Owoeye</b>      | _____ | oh-WAY-yuh              |
| Kenny <b>Ozowalu</b>       | _____ | oh-zoe-WAH-lue          |
| Michael <b>Petro</b>       | _____ | PEE-troh                |
| Owen <b>Pewee</b>          | _____ | PEE-wee                 |
| Donald <b>Quaite Jr.</b>   | _____ | QWAIT                   |
| Ben <b>Rios</b>            | _____ | REE-ohs                 |
| <b>Jimori</b> Robinson     | _____ | jih-MORE-ee             |
| <b>Jakevian</b> Rodgers    | _____ | jah-KEY-vee-uhn         |
| Ezekiel <b>Saldana</b>     | _____ | sal-DAH-n-yah           |
| Anthony <b>Santoscoy</b>   | _____ | sahn-toe-SKOY           |
| <b>Asyrus</b> Simon        | _____ | ah-CY-russ              |
| <b>Travon</b> Sylvester    | _____ | trah-VAHN               |
| Venly <b>Tatafu</b>        | _____ | tuh-TAH-foo             |
| <b>Donyai</b> Taylor       | _____ | DON-yay                 |
| Joseph <b>Ugwu Jr.</b>     | _____ | OO-gwoo                 |
| Jimmy <b>Wyrick</b>        | _____ | WHY-rick                |

**Staff**

|                      |       |                  |
|----------------------|-------|------------------|
| Mike <b>Giglio</b>   | _____ | JILL-ee-oh       |
| <b>Colyn</b> Givens  | _____ | KAH-lin          |
| <b>Siddiq</b> Haynes | _____ | sih-DEEK         |
| Jess <b>Loepp</b>    | _____ | LEPP             |
| <b>Pavit Patel</b>   | _____ | PAH-vit pah-TELL |

**Hometowns**

|                    |       |                      |
|--------------------|-------|----------------------|
| <b>Atascocita</b>  | _____ | ah-TASS-kah-see-tah  |
| <b>Boerne</b>      | _____ | BUR-nee              |
| <b>Del Valle</b>   | _____ | DELL-VALLEY          |
| <b>Ennis</b>       | _____ | IN-nus               |
| <b>Humble</b>      | _____ | UM-ble (h is silent) |
| <b>Manor</b>       | _____ | MAY-ner              |
| <b>Maumelle</b>    | _____ | MAH-mell             |
| <b>Palestine</b>   | _____ | PAL-uh-steen         |
| Port <b>Neches</b> | _____ | NAY-chis             |
| <b>Sachse</b>      | _____ | SACK-see             |

# « 2024 UTSA FOOTBALL DEPTH CHART »

WEEK 2 VS. TEXAS STATE

## OFFENSE

|                       |    |                                       |
|-----------------------|----|---------------------------------------|
| <b>LT</b>             | 55 | Kamar Missouri (6-6, 305, R-Jr.)      |
|                       | 50 | Buffalo Kruize (6-6, 305, Sr.)        |
| <b>LG</b>             | 75 | Venly Tatafu (6-4, 345, Sr.)          |
|                       | 67 | Walker Baty (6-4, 310, R-Jr.)         |
| <b>C</b>              | 51 | CJ James Jr. (6-3, 310, R-Sr.)        |
|                       | 57 | Ben Rios (6-6, 295, R-So.)            |
| <b>RG</b>             | 53 | Cory Godinet (6-4, 345, R-Jr.)        |
|                       | 70 | Deandre Marshall (6-7, 325, R-So.)    |
| <b>RT</b>             | 71 | Jaylen Garth (6-6, 320, R-Jr.)        |
|                       | 73 | Demetris Allen (6-3, 320, R-Sr.)      |
|                       | 78 | Jonah Miller (6-8, 285, R-Jr.)        |
| <b>TE (Y)</b>         | 0  | Oscar Cardenas (6-4, 265, R-Sr.)      |
|                       | 88 | Houston Thomas (6-5, 240, R-So.)      |
|                       | 80 | Dan Dishman (6-6, 245, R-Jr.)         |
|                       | 89 | Patrick Overmyer (6-5, 235, R-Fr.)    |
| <b>WR (Z)</b>         | 3  | Devin McCuin (6-0, 195, So.)          |
|                       | 15 | DJ Allen (5-11, 190, R-So.)           |
| <b>WR (X)</b>         | 19 | Willie McCoy (6-0, 185, Sr.)          |
|                       | 84 | JJ Sparkman (6-4, 225, Sr.)           |
|                       | 86 | Jamel Hardy (6-2, 195, R-Fr.-RS)      |
| <b>WR (F)</b><br>-or- | 5  | Chris Carpenter (5-11, 160, Sr.)      |
|                       | 18 | David Amador II (6-0, 195, So.)       |
|                       | 10 | Jace Wilson (6-4, 210, R-So.)         |
| <b>QB</b>             | 2  | Owen McCown (6-1, 190, R-So.)         |
|                       | 9  | Eddie Lee Marburger (6-1, 215, R-Jr.) |
|                       | 17 | Brandon Tennison (5-10, 200, R-Fr.)   |
| <b>RB</b>             | 4  | Kevorian Barnes (5-9, 210, R-Jr.)     |
|                       | 6  | Robert Henry Jr. (5-9, 205, Sr.)      |
|                       | 24 | Rocko Griffin (5-9, 200, R-Jr.)       |

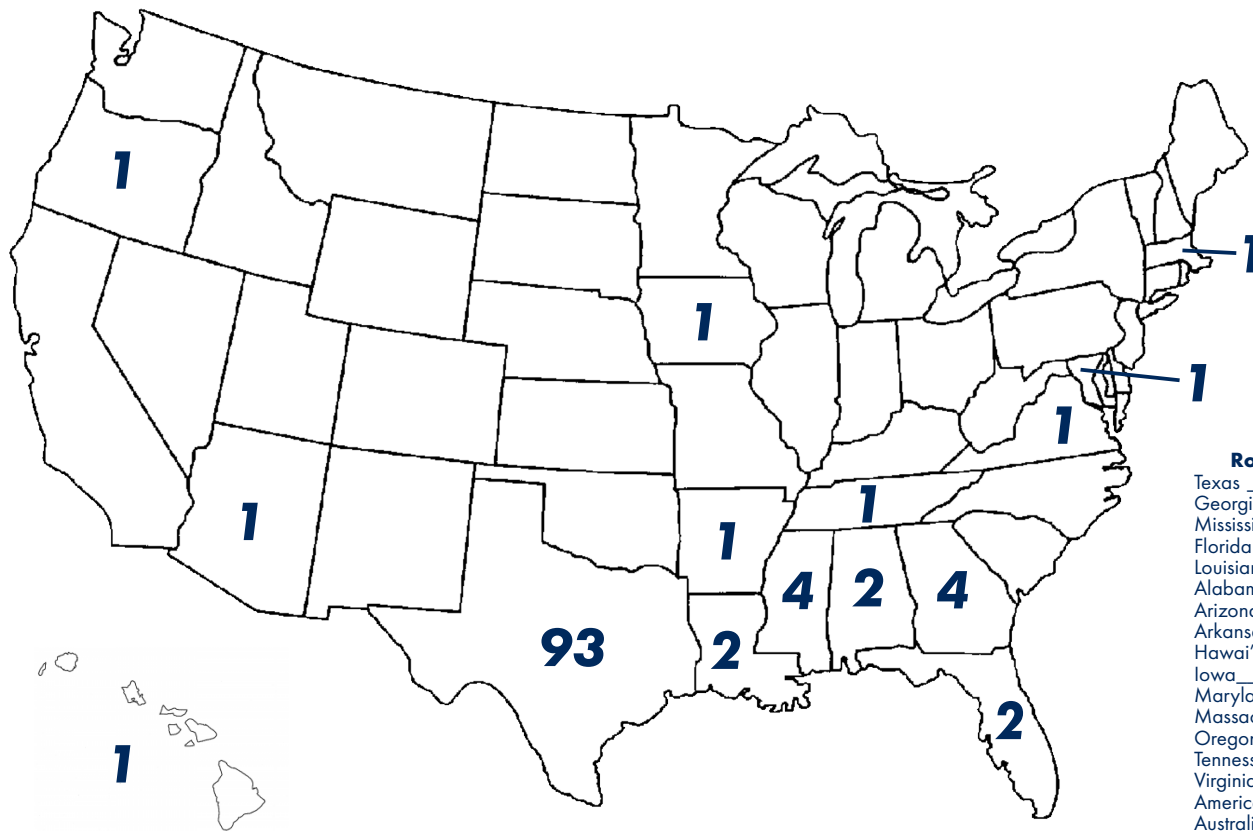
## DEFENSE

|                          |    |                                     |
|--------------------------|----|-------------------------------------|
| <b>DE</b>                | 17 | Asyrus Simon (6-4, 255, Sr.)        |
|                          | 44 | Ronald Triplette (6-2, 250, R-Jr.)  |
|                          | 42 | Daemian Wimberly (6-4, 250, R-Fr.)  |
| <b>N</b>                 | 2  | Brandon Brown (6-2, 320, Sr.)       |
|                          | 90 | Chidera Otutu (6-1, 305, Fr.)       |
|                          | 98 | Jamiean Buxton (6-1, 325, So.)      |
| <b>DE</b>                | 1  | Joe Evans (6-3, 335, Sr.)           |
|                          | 95 | Christian Clayton (6-3, 335, R-Sr.) |
|                          | 99 | Tai Leonard (6-3, 255, Jr.)         |
| <b>WLB</b>               | 8  | Jimmori Robinson (6-5, 250, R-Sr.)  |
|                          | 34 | James Walley Jr. (6-2, 250, R-Fr.)  |
|                          | 31 | Vic Shaw (6-3, 235, R-Fr.)          |
| <b>LB (JACK)</b>         | 0  | Jamal Ligon (6-2, 235, Sr.)         |
|                          | 24 | Ian Jackson (6-2, 220, R-Jr.)       |
|                          | 43 | Kaleb Brown (6-1, 225, R-So.)       |
| <b>LB (MIKE)</b><br>-or- | 5  | Martavius French (6-2, 225, Sr.)    |
|                          | 11 | Brevin Randle (6-0, 230, R-Sr.)     |
|                          | 10 | Kendrick Blackshire (6-1, 250, Sr.) |
|                          | 23 | Camron Cooper (6-3, 245, R-So.)     |
| <b>\$B</b><br>-or-       | 7  | Donyai Taylor (6-1, 210, Sr.)       |
|                          | 9  | Owen Pewee (6-2, 205, R-So.)        |
|                          | 12 | Marcellus Wilkerson (6-1, 205, Jr.) |
|                          | 26 | Bryce Grays (6-1, 195, R-So.)       |
| <b>CB</b><br>-or-        | 21 | Denver Harris (6-0, 190, Jr.)       |
|                          | 15 | Tyan Milton (5-11, 185, Jr.)        |
|                          | 20 | Zach Morris (6-0, 190, Jr.)         |
| <b>FS</b>                | 4  | Ken Robinson (5-11, 190, R-Sr.)     |
|                          | 18 | Jimmy Wyrick (5-10, 185, R-So.)     |
|                          | 22 | Elijah Newell (5-10, 180, Fr.)      |
| <b>BS</b>                | 6  | Elliott Davison (6-0, 190, Sr.)     |
|                          | 14 | Jermarius Lewis (5-11, 190, Jr.)    |
| <b>CB</b>                | 13 | Syrus Dumas (5-10, 180, Sr.)        |
|                          | 3  | Zah Frazier (6-3, 185, R-Jr.)       |

## SPECIALISTS

|           |    |                                   |           |    |                                  |
|-----------|----|-----------------------------------|-----------|----|----------------------------------|
| <b>KO</b> | 29 | Tate Sandell (5-10, 180, R-So.)   | <b>P</b>  | 25 | Caile Hogan (6-0, 215, Jr.)      |
|           | 82 | Chase Allen (6-2, 195, R-Jr.)     |           | 82 | Chase Allen (6-2, 195, R-Jr.)    |
| <b>PK</b> | 82 | Chase Allen (6-2, 195, R-Jr.)     | <b>PR</b> | 5  | Chris Carpenter (5-11, 160, Jr.) |
|           | 29 | Tate Sandell (5-10, 180, R-So.)   |           | 18 | David Amador II (6-0, 195, So.)  |
| <b>H</b>  | 25 | Caile Hogan (6-0, 215, Jr.)       |           | 3  | Devin McCuin (6-0, 195, So.)     |
|           | 18 | David Amador II (6-0, 195, So.)   | <b>KR</b> | 19 | Willie McCoy (6-0, 185, Sr.)     |
| <b>LS</b> | 52 | Cade Collenback (6-2, 240, R-Sr.) |           | 5  | Chris Carpenter (5-11, 160, Jr.) |
|           | 51 | Austin Phillips (6-2, 220, R-Fr.) |           | 3  | Devin McCuin (6-0, 195, So.)     |
|           |    |                                   |           | 6  | Robert Henry Jr. (5-9, 205, Sr.) |

# « 2024 UTSA ROSTER BREAKDOWN »



**Roster By State**

|                 |            |
|-----------------|------------|
| Texas           | 93         |
| Georgia         | 4          |
| Mississippi     | 4          |
| Florida         | 2          |
| Louisiana       | 2          |
| Alabama         | 2          |
| Arizona         | 1          |
| Arkansas        | 1          |
| Hawai'i         | 1          |
| Iowa            | 1          |
| Maryland        | 1          |
| Massachusetts   | 1          |
| Oregon          | 1          |
| Tennessee       | 1          |
| Virginia        | 1          |
| American Samoa* | 1          |
| Australia*      | 1          |
| <b>Total</b>    | <b>118</b> |

- Seniors (28)**  
 Demetris Allen  
 Kendrick Blackshire  
 Brandon Brown  
 Oscar Cardenas  
 Chris Carpenter  
 De'Corian Clark  
 Christian Clayton  
 Cade Coltenback  
 Elliott Davison  
 Syrus Dumas  
 Joe Evans  
 Martavius French  
 Makai Hart  
 Robert Henry  
 CJ James  
 Buffalo Kruize  
 Fred Lewis  
 Jamal Ligon  
 Ronald Link-Milam  
 Willie McCoy  
 Brevin Randle  
 Jimmori Robinson  
 Ken Robinson  
 Justin Rodriguez  
 Asyrus Simon  
 JJ Sparkman  
 Venly Tatafu  
 Donyai Taylor

- Juniors (30)**  
 Chase Allen  
 Andrew Alvarado  
 Jackson Anderson  
 Kevorian Barnes  
 Walker Baty  
 Elliott Brow  
 Errionn Brow  
 Dematrius Davis Jr.  
 Dan Dishman  
 Zah Frazier  
 Jaylen Garth  
 Cory Godinet  
 Rocko Griffin  
 Denver Harris  
 Caile Hogan  
 Ian Jackson  
 Jon Jones  
 Ethan Laing  
 Luke Lapeze  
 Tai Leonard  
 Jermarius Lewis  
 Eddie Lee Marburger  
 Jonah Miller  
 Tyan Milton  
 Kamar Missouri  
 Zach Morris  
 Alan Pruneda  
 Jaren Randle  
 Ronald Triplette  
 Marcellus Wilkerson

- Sophomores (25)**  
 David Adedoyin  
 DJ Allen  
 David Amador II  
 Nnanna Anyanwu  
 Kaleb Brown  
 Jameian Buxton  
 Camron Cooper  
 Bryson Donnell  
 Bryce Grays  
 Mason Hall  
 Timothy Huff Jr.  
 Alpha Khan  
 Matthew Lambert  
 Deandre Marshall  
 Owen McCown  
 Devin McCuin  
 Michael Owoeye  
 Owen Pewee  
 Ben Rios  
 Tate Sandell  
 Anthony Santoscoy  
 Travon Sylvester  
 Houston Thomas  
 Jace Wilson  
 Jimmy Wyrick

- Freshmen (35)**  
 Shea Adams  
 Daniel Alonso  
 Mekhi Anderson  
 Frankie Arthur  
 Johnny Bowens III  
 Briley Brown  
 Chris Bryson II  
 Mason Culton  
 Jackson Gilkey  
 Jamel Hardy  
 Will Henderson III  
 Brandon High Jr.  
 Justice Hurt  
 Davion Hurth  
 Preston Huneycutt  
 Amare Johnson  
 Kenyan Kelly  
 Nate Markiewicz  
 Davin Martin  
 Elijah Newell  
 Chitera Otutu  
 Patrick Overmyer  
 Kenny Ozowalu  
 Michael Petro  
 Austin Phillips  
 Donald Quaite Jr.  
 Zechariah Robinson  
 Jakevian Rodgers  
 Ezekiel Saldana  
 Devin Scura  
 Vic Shaw  
 Brandon Tennison  
 Joseph Ugwu Jr.  
 James Walley Jr.  
 Daemian Wimberly

# « 2024 UTSA NUMERICAL ROSTER »

| #  | Name                  | Pos. | Height | Weight | Yr.-Exp. | Hometown (High School/Previous School[s])                              |
|----|-----------------------|------|--------|--------|----------|--|
| 0  | Oscar Cardenas        | TE   | 6-4    | 265    | R-Sr.-4L | San Antonio, Texas (Brandeis HS)                                       |
| 0  | Jamal Ligon           | ILB  | 6-2    | 235    | Sr.-4L   | Tyler, Texas (Lee HS)  |
| 1  | De'Corian "JT" Clark  | WR   | 6-3    | 220    | Sr.-4L   | Fort Worth, Texas (Wyatt HS)   |
| 1  | Joe Evans             | DL   | 6-3    | 335    | Sr.-2L   | Haynesville, La. (Haynesville HS/LSU)                                  |
| 2  | Brandon Brown         | DL   | 6-2    | 320    | Sr.-3L   | Katy, Texas (Morton Ranch HS/Tulane)                                   |
| 2  | Owen McCown           | QB   | 6-1    | 190    | R-So.-1L | Rusk, Texas (Rusk HS/Colorado)   |
| 3  | Zah Frazier           | CB   | 6-3    | 185    | R-Jr.-2L | Cedartown, Ga. (Cedartown HS/Coffeyville [Kan.] CC)                    |
| 3  | Devin McCuin          | WR   | 6-0    | 195    | So.-1L   | Jacksonville, Texas (Jacksonville HS)                                  |
| 4  | Kevorian Barnes       | RB   | 5-9    | 210    | R-Jr.-2L | San Augustine, Texas (San Augustine HS)                                |
| 4  | Ken Robinson          | S    | 5-11   | 190    | R-Sr.-4L | Grand Prairie, Texas (South Grand Prairie HS)                          |
| 5  | Chris Carpenter       | WR   | 5-11   | 160    | Sr.-2L   | Jacksonville, Texas (Jacksonville HS/Colorado)                         |
| 5  | Martavius French      | ILB  | 6-2    | 225    | Sr.-2L   | Memphis, Tenn. (Whitehaven HS/Hutchinson [Kan.] CC)                    |
| 6  | Elliott Davison       | S    | 6-0    | 190    | Sr.-1L   | Tyler, Texas (Lee HS/UIW)  |
| 6  | Robert Henry Jr.      | RB   | 5-9    | 205    | Sr.-1L   | Lumberton, Miss. (Lumberton HS/Jones [Miss.] College)                  |
| 7  | Donyai Taylor         | \$B  | 6-1    | 210    | Sr.-4L   | Shiner, Texas (Shiner HS)  |
| 8  | Jimori Robinson       | OLB  | 6-5    | 250    | R-Sr.-2L | Alexandria, Va. (Hayfield Secondary HS/Monroe [N.Y.] College)          |
| 9  | Eddie Lee Marburger   | QB   | 6-1    | 215    | R-Jr.-2L | Mission, Texas (Sharyland Pioneer HS)                                  |
| 9  | Owen Pewee            | \$B  | 6-2    | 205    | R-So.-1L | Katy, Texas (Cypress Park HS)  |
| 10 | Kendrick Blackshire   | ILB  | 6-1    | 250    | Sr.-TR   | Duncanville, Texas (Duncanville HS/Alabama)                            |
| 10 | Jace Wilson           | WR   | 6-4    | 210    | R-So.-1L | Denton, Texas (Guyer HS)   |
| 11 | Brevin Randle         | ILB  | 6-0    | 230    | R-Sr.-TR | Marshall, Texas (Marshall HS/Louisiana Tech)                           |
| 11 | Jaren Randle          | WR   | 6-2    | 180    | R-Jr.-1L | San Antonio, Texas (Johnson HS)  |
| 12 | Marcellus Wilkerson   | \$B  | 6-1    | 205    | Jr.-1L   | Fort Worth, Texas (Boswell HS/Garden City [Kan.] CC)                   |
| 13 | Demetrius Davis Jr.   | QB   | 5-10   | 200    | R-Jr.-TR | Houston, Texas (North Shore HS/Alabama State)                          |
| 13 | Syrus Dumas           | CB   | 5-10   | 180    | Sr.-1L   | Birmingham, Ala. (Birmingham Prep HS/New Mexico State)                 |
| 14 | Jermarius Lewis       | S    | 5-11   | 190    | Jr.-TR   | Summit, Miss. (North Pike HS/New Mexico)                               |
| 15 | DJ Allen              | WR   | 5-11   | 190    | R-So.-TR | Gladewater, Texas (Gladewater HS/TCU)                                  |
| 15 | Tyan Milton           | CB   | 5-11   | 185    | Jr.-TR   | Lawrenceville, Ga. (Central Gwinnett HS/Fullerton [Calif.] College)    |
| 16 | Chris Bryson II       | \$B  | 6-1    | 200    | Fr.-RS   | San Antonio, Texas (Brandeis HS)                                       |
| 16 | Jackson Gilkey        | QB   | 6-2    | 225    | Fr.-RS   | Ennis, Texas (Ennis HS)  |
| 17 | Asyrus Simon          | DL   | 6-4    | 255    | Sr.-4L   | Humble, Texas (Atascocita HS)  |
| 17 | Brandon Tennison      | QB   | 5-10   | 200    | Fr.-RS   | Gilmer, Texas (Gilmer HS)  |
| 18 | David Amador II       | WR   | 6-0    | 195    | So.-1L   | Houston, Texas (North Shore HS)  |
| 18 | Jimmy Wyrick          | S    | 5-10   | 185    | R-So.-TR | Dallas, Texas (South Oak Cliff HS/Stanford)                            |
| 19 | Johnny Bowens III     | DL   | 6-3    | 290    | R-Fr.-TR | Converse, Texas (Judson HS/Oregon)                                     |
| 19 | Willie McCoy          | WR   | 6-0    | 185    | Sr.-1L   | Houston, Texas (Bellaire HS/Kilgore College)                           |
| 20 | Zach Morris           | CB   | 6-0    | 190    | Jr.-TR   | Highland Village, Texas (Flower Mound Marcus HS/New Mexico)            |
| 21 | Denver Harris         | CB   | 6-0    | 190    | Jr.-TR   | Houston, Texas (North Shore HS/LSU)                                    |
| 21 | Justin Rodriguez      | RB   | 5-7    | 180    | R-Sr.-SQ | San Antonio, Texas (Johnson HS)  |
| 22 | Bryson Donnell        | RB   | 5-10   | 215    | So.-TR   | Tyler, Texas (Legacy HS/Texas Tech)                                    |
| 22 | Elijah Newell         | S    | 5-10   | 180    | Fr.-HS   | Maumelle, Ark. (Maumelle HS)   |
| 23 | Camron Cooper         | ILB  | 6-3    | 245    | R-So.-1L | Dayton, Texas (Dayton HS)  |
| 23 | Alpha Khan            | WR   | 6-1    | 175    | R-So.-1L | Katy, Texas (Mayde Creek HS/Houston Christian)                         |
| 24 | Rocko Griffin         | RB   | 5-9    | 200    | R-Jr.-1L | Rincon, Ga. (South Effingham HS/Vanderbilt)                            |
| 24 | Ian Jackson           | ILB  | 6-2    | 220    | R-Jr.-TR | Prattville, Ala. (Prattville HS/Alabama)                               |
| 25 | Frankie Arthur        | RB   | 5-10   | 210    | Fr.-HS   | Conroe, Texas (Oak Ridge HS)   |
| 25 | Caile Hogan           | P    | 6-0    | 215    | Jr.-HS   | Eltham North, Australia (Marcellin College)                            |
| 25 | Kenyan Kelly          | S    | 6-1    | 175    | Fr.-HS   | Denison, Texas (Denison HS)  |
| 26 | Bryce Grays           | \$B  | 6-1    | 195    | R-So.-1L | Richmond, Texas (Fort Bend Christian Academy/Washington State)         |
| 27 | Will Henderson III    | RB   | 5-10   | 180    | Fr.-HS   | Gilmer, Texas (Gilmer HS)  |
| 27 | Jakevian Rodgers      | CB   | 6-1    | 155    | Fr.-RS   | Daingerfield, Texas (Daingerfield HS)                                  |
| 28 | Brandon High Jr.      | RB   | 5-10   | 215    | Fr.-RS   | Spring, Texas (Grand Oaks HS)  |
| 29 | Tate Sandell          | PK   | 5-10   | 180    | R-So.-1L | Port Neches, Texas (Port Neches-Groves HS)                             |
| 30 | Davin Martin          | CB   | 6-3    | 175    | Fr.-RS   | Houston, Texas (Klein Cain HS)   |
| 31 | Vic Shaw              | OLB  | 6-3    | 235    | Fr.-RS   | Texarkana, Texas (Pleasant Grove HS)                                   |
| 33 | Mekhi Anderson        | WR   | 5-9    | 165    | Fr.-HS   | Tampa, Fla. (Armwood HS)   |
| 33 | Nnanna Anyanwu        | OLB  | 6-5    | 240    | R-So.-TR | Hampton, Ga. (Lovejoy HS/Coffeyville [Kan.] CC)                        |
| 34 | Nate Markiewicz       | TE   | 6-5    | 250    | Fr.-HS   | McKinney, Texas (North HS)   |
| 34 | James Walley Jr.      | OLB  | 6-2    | 250    | Fr.-RS   | Missouri City, Texas (Ridge Point HS)                                  |
| 35 | Jon Jones             | DL   | 6-4    | 255    | Jr.-TR   | McKinney, Texas (McKinney HS/Northern Arizona)                         |
| 36 | Errionn Brow          | CB   | 5-7    | 155    | Jr.-HS   | Houston, Texas (Clear Springs HS)                                      |
| 37 | Ronald Link-Milam Jr. | S    | 6-2    | 200    | R-Sr.-SQ | San Antonio, Texas (Reagan HS)   |
| 38 | Alan Pruneda          | S    | 5-8    | 185    | Jr.-HS   | San Antonio, Texas (Brackenridge HS)                                   |
| 39 | Ethan Laing           | RB   | 5-10   | 200    | R-Jr.-SQ | Boerne, Texas (Champion HS)  |
| 41 | Fred Lewis            | ILB  | 5-11   | 225    | Sr.-TR   | Summit, Miss. (North Pike HS/Southwest Mississippi CC/Henderson State) |
| 42 | Mason Culton          | RB   | 5-7    | 195    | R-Fr.-SQ | Cypress, Texas (Bridgeland HS)   |
| 42 | Daemian Wimberly      | DL   | 6-4    | 250    | R-Fr.-TR | Austin, Texas (Vandegrift HS/SMU)                                      |
| 43 | Kaleb Brown           | ILB  | 6-1    | 225    | R-So.-1L | Austin, Texas (LBJ HS)   |
| 44 | Ronald Triplette      | DL   | 6-2    | 250    | R-Jr.-2L | Houston, Texas (Shadow Creek HS/Kansas State)                          |

# « 2024 UTSA NUMERICAL ROSTER »

| #  | Name               | Pos. | Height | Weight | Yr.-Exp. | Hometown (High School/Previous School[s])                     |
|----|--------------------|------|--------|--------|----------|---|
| 45 | Mason Hall         | ILB  | 5-10   | 220    | R-So.-SQ | Missouri City, Texas (Ridge Point HS)                         |
| 47 | Tim Huff Jr.       | DL   | 6-0    | 240    | R-So.-SQ | San Antonio, Texas (East Central HS)                          |
| 49 | David Adedoyin     | OLB  | 6-2    | 210    | So.-HS   | Mansfield, Texas (Legacy HS)                                  |
| 50 | Buffalo Kruize     | OL   | 6-6    | 305    | Sr.-1L   | Honolulu, Hawai'i (Moanalua HS/City College of San Francisco) |
| 51 | CJ James Jr.       | OL   | 6-3    | 310    | R-Sr.-TR | Springfield, Mass. (Central HS/New Mexico)                    |
| 51 | Austin Phillips    | LS   | 6-2    | 220    | Fr.-RS   | Sachse, Texas (Sachse HS)                                     |
| 51 | Travon Sylvester   | DL   | 6-2    | 285    | R-So.-1L | St. Johns, Fla. (Bartram Trail HS)                            |
| 52 | Cade Coltenback    | LS   | 6-2    | 240    | R-Sr.-3L | San Antonio, Texas (O'Connor HS/Tyler JC)                     |
| 52 | Preston Huneycutt  | OL   | 6-3    | 300    | Fr.-HS   | Hutto, Texas (Hutto HS)                                       |
| 53 | Cory Godinet       | OL   | 6-4    | 345    | R-Jr.-1L | Leone, American Samoa (Leone HS/Trinity Valley CC)            |
| 53 | Michael Owoeye     | ILB  | 5-10   | 220    | So.-HS   | Cypress, Texas (Cy Park HS)                                   |
| 54 | Davion Hurth       | OL   | 6-4    | 295    | Fr.-HS   | Mesquite, Texas (Horn HS)                                     |
| 55 | Amare Johnson      | ILB  | 6-1    | 215    | Fr.-RS   | Del Valle, Texas (Del Valle HS)                               |
| 55 | Kamar Missouri     | OL   | 6-6    | 305    | R-Jr.-TR | Baltimore, Md. (Mergenthaler Vo-Tech HS/Rutgers)              |
| 56 | Jackson Anderson   | OL   | 6-4    | 295    | R-Jr.-SQ | Mineola, Texas (Mineola HS/Colorado)                          |
| 56 | Matthew Lambert    | OLB  | 6-0    | 225    | So.-HS   | Richmond, Texas (George Ranch HS)                             |
| 57 | Ben Rios           | OL   | 6-6    | 295    | R-So.-SQ | San Antonio, Texas (Central Catholic HS)                      |
| 59 | Joseph Ugwu Jr.    | OL   | 6-4    | 325    | Fr.-HS   | Katy, Texas (Paetow HS)                                       |
| 60 | Kenny Ozowalu      | DL   | 6-4    | 255    | Fr.-HS   | San Antonio, Texas (Reagan HS)                                |
| 62 | Daniel Alonso      | OL   | 6-4    | 310    | Fr.-HS   | San Antonio, Texas (Holy Cross HS)                            |
| 63 | Zechariah Robinson | DL   | 6-3    | 295    | Fr.-HS   | Brookshire, Texas (Royal HS)                                  |
| 66 | Andrew Alvarado    | OL   | 6-4    | 305    | R-Jr.-TR | Edinburg, Texas (Vela HS/Houston Christian)                   |
| 67 | Walker Baty        | OL   | 6-4    | 310    | R-Jr.-3L | Liberty Hill, Texas (Liberty Hill HS)                         |
| 70 | Deandre Marshall   | OL   | 6-7    | 325    | R-So.-1L | San Antonio, Texas (Central Catholic HS)                      |
| 71 | Jaylen Garth       | OL   | 6-6    | 320    | R-Jr.-TR | Port Neches, Texas (Port Neches-Groves HS/Houston)            |
| 72 | Briley Brown       | OL   | 6-4    | 305    | Fr.-HS   | San Antonio, Texas (O'Connor HS)                              |
| 73 | Demetris Allen     | OL   | 6-3    | 320    | R-Sr.-3L | Hattiesburg, Miss. (Hattiesburg HS)                           |
| 75 | Venly Tatafu       | OL   | 6-4    | 345    | R-Sr.-2L | Portland, Ore. (Cleveland HS/Independence [Kan.] CC)          |
| 76 | Luke Lapeze        | OL   | 6-5    | 320    | R-Jr.-2L | Humble, Texas (Summer Creek HS)                               |
| 77 | Makai Hart         | OL   | 6-4    | 300    | R-Sr.-2L | Clinton, Iowa (Clinton HS/Trinity Valley CC)                  |
| 78 | Jonah Miller       | OL   | 6-8    | 285    | R-Jr.-TR | Tucson, Ariz. (Salpointe Catholic HS/Santa Rosa [Calif.] JC)  |
| 78 | Donald Quaitte Jr. | DL   | 6-6    | 345    | Fr.-RS   | Dallas, Texas (Bishop Dunne HS)                               |
| 80 | Dan Dishman        | TE   | 6-6    | 245    | R-Jr.-3L | Seabrook, Texas (Clear Falls HS)                              |
| 81 | Devin Scura        | TE   | 6-5    | 250    | Fr.-RS   | Manor, Texas (Manor HS)                                       |
| 82 | Chase Allen        | PK   | 6-2    | 195    | R-Jr.-1L | Colleyville, Texas (Heritage HS/Alabama)                      |
| 82 | Elliott Brow       | WR   | 5-7    | 150    | Jr.-HS   | Houston, Texas (Clear Springs HS)                             |
| 83 | Ezekiel Saldana    | WR   | 5-9    | 180    | Fr.-RS   | Pecos, Texas (Pecos HS)                                       |
| 84 | JJ Sparkman        | WR   | 6-4    | 225    | Sr.-TR   | Longview, Texas (Pine Tree HS/Texas Tech)                     |
| 85 | Shea Adams         | TE   | 6-4    | 220    | Fr.-HS   | Port Neches, Texas (Port Neches-Groves HS)                    |
| 86 | Jamel Hardy        | WR   | 6-2    | 195    | Fr.-RS   | Dallas, Texas (Lincoln HS)                                    |
| 87 | Justice Hurt       | WR   | 6-0    | 195    | Fr.-RS   | San Antonio, Texas (Taft HS)                                  |
| 88 | Houston Thomas     | TE   | 6-5    | 240    | R-So.-1L | College Station, Texas (College Station HS)                   |
| 89 | Patrick Overmyer   | TE   | 6-5    | 235    | Fr.-RS   | Kingwood, Texas (Kingwood Park HS)                            |
| 90 | Chidera Otutu      | DL   | 6-1    | 305    | Fr.-HS   | Pflugerville, Texas (Weiss HS)                                |
| 92 | Michael Petro      | PK   | 5-9    | 180    | Fr.-RS   | Flower Mound, Texas (Marcus HS)                               |
| 95 | Christian Clayton  | DL   | 6-3    | 335    | R-Sr.-4L | Fort Worth, Texas (South Hills HS)                            |
| 96 | Anthony Santoscoy  | DL   | 6-5    | 270    | R-So.-SQ | San Juan, Texas (Pharr-San Juan-Alamo HS)                     |
| 98 | Jameian Buxton     | DL   | 6-1    | 325    | So.-1L   | New Orleans, La. (Warren Easton HS)                           |
| 99 | Tai Leonard        | DL   | 6-3    | 255    | Jr.-2L   | Houston, Texas (North Shore HS)                               |

**Head Coach:** Jeff Traylor (5th year • 39-14 • Stephen F. Austin '90)

**Defensive Coordinator/Safeties:** Jess Loepp

**Offensive Coordinator/Quarterbacks:** Justin Burke

**Run Game Coordinator/Offensive Line:** Kurt Traylor

**Assistant Head Coach/Cornerbacks:** Nick Graham

**Associate Head Coach/Pass Game Coordinator/Wide Receivers:** Joe Price III

**Defensive Run Game Coordinator/Defensive Line:** Siddiq Haynes

**Running Backs/NFL Liaison:** Julian Griffin

**Defensive Pass Game Coordinator/Linebackers:** Galen Scott

**Special Teams Coordinator/Nickels:** Zach Brown

**Tight Ends:** Hunter Rittimann

**Safeties Coach:** Corey Jordan

**Will Linebackers Coach:** Jermial Ashley

**Wide Receivers Coach:** Sean Davis

**Quarterbacks Coach:** Dr. Pavit Patel

**Assistant Running Backs Coach:** Aaron Green

**Specialists Coach/Assistant Special Teams Coordinator:** Chris Roberts

**Assistant Wide Receivers Coach:** Luke Turner

**Assistant Cornerbacks Coach:** Malik Walker

**Assistant Tight Ends Coach:** Tim Yoder

**Graduate Assistants (Offense):** Peter Gray, Tyler Preston

**Graduate Assistants (Defense):** Colyn Givens, Jack Swensen

**Special Teams Assistant:** Dylan Sams

**Offensive Assistant:** Caleb Durham-Honer

**Defensive Assistant:** Andy McClain

**Offensive Assistant:** Jacorey Warrick

**Chief of Staff:** Matt Turner

**General Manager:** Mike Giglio

**Director of Recruiting:** Jenna Learn

**Director of Football Operations:** Andrew Acosta

**Director of Football Relations & Player Engagement:** Damon Williams

**Director of Player Personnel:** Parker Cundiff

**Administrative Associate:** Alexis Dawson

**Football Video Coordinator:** Alex Nicasio

**Video Production Coordinator:** Joshua Guerra

**Football Creative Coordinator:** Allison Maguire

# « 2024 UTSA ALPHABETICAL ROSTER »

| Name                 | #  | Pos. | Height | Weight | Yr.-Exp. | Hometown (High School/Previous School[s])                              |
|----------------------|----|------|--------|--------|----------|--|
| Shea Adams           | 85 | TE   | 6-4    | 220    | Fr.-HS   | Port Neches, Texas (Port Neches-Groves HS)                             |
| David Adedoyin       | 49 | OLB  | 6-2    | 210    | So.-HS   | Mansfield, Texas (Legacy HS)   |
| Chase Allen          | 82 | PK   | 6-2    | 195    | R-Jr.-1L | Colleyville, Texas (Heritage HS/Alabama)                               |
| Demetris Allen       | 73 | OL   | 6-3    | 320    | R-Sr.-3L | Hattiesburg, Miss. (Hattiesburg HS)                                    |
| DJ Allen             | 15 | WR   | 5-11   | 190    | R-So.-TR | Gladewater, Texas (Gladewater HS/TCU)                                  |
| Daniel Alonso        | 62 | OL   | 6-4    | 310    | Fr.-HS   | San Antonio, Texas (Holy Cross HS)                                     |
| Andrew Alvarado      | 66 | OL   | 6-4    | 305    | R-Jr.-TR | Edinburg, Texas (Vela HS/Houston Christian)                            |
| David Amador II      | 18 | WR   | 6-0    | 195    | So.-1L   | Houston, Texas (North Shore HS)  |
| Jackson Anderson     | 56 | OL   | 6-4    | 295    | R-Jr.-SQ | Mineola, Texas (Mineola HS/Colorado)                                   |
| Mekhi Anderson       | 33 | WR   | 5-9    | 165    | Fr.-HS   | Tampa, Fla. (Armwood HS)   |
| Nnanna Anyanwu       | 33 | OLB  | 6-5    | 240    | R-So.-TR | Hampton, Ga. (Lovejoy HS/Coffeyville [Kan.] CC)                        |
| Frankie Arthur       | 25 | RB   | 5-10   | 210    | Fr.-HS   | Conroe, Texas (Oak Ridge HS)   |
| Kevorian Barnes      | 4  | RB   | 5-9    | 210    | R-Jr.-2L | San Augustine, Texas (San Augustine HS)                                |
| Walker Baty          | 67 | OL   | 6-4    | 310    | R-Jr.-3L | Liberty Hill, Texas (Liberty Hill HS)                                  |
| Kendrick Blackshire  | 10 | ILB  | 6-1    | 250    | Sr.-TR   | Duncanville, Texas (Duncanville HS/Alabama)                            |
| Johnny Bowens III    | 19 | DL   | 6-3    | 290    | R-Fr.-TR | Converse, Texas (Judson HS/Oregon)                                     |
| Elliott Brow         | 82 | WR   | 5-7    | 150    | Jr.-HS   | Houston, Texas (Clear Springs HS)                                      |
| Errionn Brow         | 36 | CB   | 5-7    | 155    | Jr.-HS   | Houston, Texas (Clear Springs HS)                                      |
| Brandon Brown        | 2  | DL   | 6-2    | 320    | Sr.-3L   | Katy, Texas (Morton Ranch HS/Tulane)                                   |
| Briley Brown         | 72 | OL   | 6-4    | 305    | Fr.-HS   | San Antonio, Texas (O'Connor HS)                                       |
| Kaleb Brown          | 43 | ILB  | 6-1    | 225    | R-So.-1L | Austin, Texas (LBJ HS)   |
| Chris Bryson II      | 16 | \$B  | 6-1    | 200    | Fr.-RS   | San Antonio, Texas (Brandeis HS)                                       |
| Jameian Buxton       | 98 | DL   | 6-1    | 325    | So.-1L   | New Orleans, La. (Warren Easton HS)                                    |
| Oscar Cardenas       | 0  | TE   | 6-4    | 265    | R-Sr.-4L | San Antonio, Texas (Brandeis HS)                                       |
| Chris Carpenter      | 5  | WR   | 5-11   | 160    | Sr.-2L   | Jacksonville, Texas (Jacksonville HS/Colorado)                         |
| De'Corian "JT" Clark | 1  | WR   | 6-3    | 220    | Sr.-4L   | Fort Worth, Texas (Wyatt HS)   |
| Christian Clayton    | 95 | DL   | 6-3    | 335    | R-Sr.-4L | Fort Worth, Texas (South Hills HS)                                     |
| Cade Collenback      | 52 | LS   | 6-2    | 240    | R-Sr.-3L | San Antonio, Texas (O'Connor HS/Tyler JC)                              |
| Cameron Cooper       | 23 | ILB  | 6-3    | 245    | R-So.-1L | Dayton, Texas (Dayton HS)  |
| Mason Culton         | 42 | RB   | 5-7    | 195    | R-Fr.-SQ | Cypress, Texas (Bridgeland HS)   |
| Dematrius Davis Jr.  | 13 | QB   | 5-10   | 200    | R-Jr.-TR | Houston, Texas (North Shore HS/Alabama State)                          |
| Elliott Davison      | 6  | S    | 6-0    | 190    | Sr.-1L   | Tyler, Texas (Lee HS/UIW)  |
| Dan Dishman          | 80 | TE   | 6-6    | 245    | R-Jr.-3L | Seabrook, Texas (Clear Falls HS)                                       |
| Bryson Donnell       | 22 | RB   | 5-10   | 215    | So.-TR   | Tyler, Texas (Legacy HS/Texas Tech)                                    |
| Syrus Dumas          | 13 | CB   | 5-10   | 180    | Sr.-1L   | Birmingham, Ala. (Birmingham Prep HS/New Mexico State)                 |
| Joe Evans            | 1  | DL   | 6-3    | 335    | Sr.-2L   | Haynesville, La. (Haynesville HS/LSU)                                  |
| Zah Frazier          | 3  | CB   | 6-3    | 185    | R-Jr.-2L | Cedartown, Ga. (Cedartown HS/Coffeyville [Kan.] CC)                    |
| Martavius French     | 5  | ILB  | 6-2    | 225    | Sr.-2L   | Memphis, Tenn. (Whitehaven HS/Hutchinson [Kan.] CC)                    |
| Jaylen Garth         | 71 | OL   | 6-6    | 320    | R-Jr.-TR | Port Neches, Texas (Port Neches-Groves HS/Houston)                     |
| Jackson Gilkey       | 16 | QB   | 6-2    | 225    | Fr.-RS   | Ennis, Texas (Ennis HS)  |
| Cory Godinet         | 53 | OL   | 6-4    | 345    | R-Jr.-1L | Leone, American Samoa (Leone HS/Trinity Valley CC)                     |
| Bryce Grays          | 26 | \$B  | 6-1    | 195    | R-So.-1L | Richmond, Texas (Fort Bend Christian Academy/Washington State)         |
| Rocko Griffin        | 24 | RB   | 5-9    | 200    | R-Jr.-1L | Rincon, Ga. (South Effingham HS/Vanderbilt)                            |
| Mason Hall           | 45 | ILB  | 5-10   | 220    | R-So.-SQ | Missouri City, Texas (Ridge Point HS)                                  |
| Jamel Hardy          | 86 | WR   | 6-2    | 195    | Fr.-RS   | Dallas, Texas (Lincoln HS)   |
| Denver Harris        | 21 | CB   | 6-0    | 190    | Jr.-TR   | Houston, Texas (North Shore HS/LSU)                                    |
| Makai Hart           | 77 | OL   | 6-4    | 300    | R-Sr.-2L | Clinton, Iowa (Clinton HS/Trinity Valley CC)                           |
| Will Henderson III   | 27 | RB   | 5-10   | 180    | Fr.-HS   | Gilmer, Texas (Gilmer HS)  |
| Robert Henry Jr.     | 6  | RB   | 5-9    | 205    | Sr.-1L   | Lumberton, Miss. (Lumberton HS/Jones [Miss.] College)                  |
| Brandon High Jr.     | 28 | RB   | 5-10   | 215    | Fr.-RS   | Spring, Texas (Grand Oaks HS)  |
| Caile Hogan          | 25 | P    | 6-0    | 215    | Jr.-HS   | Eltham North, Australia (Marcellin College)                            |
| Tim Huff Jr.         | 47 | DL   | 6-0    | 240    | R-So.-SQ | San Antonio, Texas (East Central HS)                                   |
| Preston Huneycutt    | 52 | OL   | 6-3    | 300    | Fr.-HS   | Hutto, Texas (Hutto HS)  |
| Justice Hurt         | 87 | WR   | 6-0    | 195    | Fr.-RS   | San Antonio, Texas (Taft HS)   |
| Davion Hurth         | 54 | OL   | 6-4    | 295    | Fr.-HS   | Mesquite, Texas (Horn HS)  |
| Ian Jackson          | 24 | ILB  | 6-2    | 220    | R-Jr.-TR | Prattville, Ala. (Prattville HS/Alabama)                               |
| CJ James Jr.         | 51 | OL   | 6-3    | 310    | R-Sr.-TR | Springfield, Mass. (Central HS/New Mexico)                             |
| Amare Johnson        | 55 | ILB  | 6-1    | 215    | Fr.-RS   | Del Valle, Texas (Del Valle HS)  |
| Jon Jones            | 35 | DL   | 6-4    | 255    | Jr.-TR   | McKinney, Texas (McKinney HS/Northern Arizona)                         |
| Kenyan Kelly         | 25 | S    | 6-1    | 175    | Fr.-HS   | Denison, Texas (Denison HS)  |
| Alpha Khan           | 23 | WR   | 6-1    | 175    | R-So.-1L | Katy, Texas (Mayde Creek HS/Houston Christian)                         |
| Buffalo Kruize       | 50 | OL   | 6-6    | 305    | Sr.-1L   | Honolulu, Hawai'i (Moanalua HS/City College of San Francisco)          |
| Ethan Laing          | 39 | RB   | 5-10   | 200    | R-Jr.-SQ | Boerne, Texas (Champion HS)  |
| Matthew Lambert      | 56 | OLB  | 6-0    | 225    | So.-HS   | Richmond, Texas (George Ranch HS)                                      |
| Luke Lapeze          | 76 | OL   | 6-5    | 320    | R-Jr.-2L | Humble, Texas (Summer Creek HS)  |
| Tai Leonard          | 99 | DL   | 6-3    | 255    | Jr.-2L   | Houston, Texas (North Shore HS)  |
| Fred Lewis           | 41 | ILB  | 5-11   | 225    | Sr.-TR   | Summit, Miss. (North Pike HS/Southwest Mississippi CC/Henderson State) |
| Jermarius Lewis      | 14 | S    | 5-11   | 190    | Jr.-TR   | Summit, Miss. (North Pike HS/New Mexico)                               |
| Jamal Ligon          | 0  | ILB  | 6-2    | 235    | Sr.-4L   | Tyler, Texas (Lee HS)  |



# « 2024 UTSA ALPHABETICAL ROSTER »

| Name                  | #  | Pos. | Height | Weight | Yr.-Exp. | Hometown (High School/Previous School[s])                           |
|-----------------------|----|------|--------|--------|----------|---|
| Ronald Link-Milam Jr. | 37 | S    | 6-2    | 200    | R-Sr.-SQ | San Antonio, Texas (Reagan HS)                                      |
| Eddie Lee Marburger   | 9  | QB   | 6-1    | 215    | R-Jr.-2L | Mission, Texas (Sharyland Pioneer HS)                               |
| Nate Markiewicz       | 34 | TE   | 6-5    | 250    | Fr.-HS   | McKinney, Texas (North HS)  |
| Deandre Marshall      | 70 | OL   | 6-7    | 325    | R-So.-1L | San Antonio, Texas (Central Catholic HS)                            |
| Davin Martin          | 30 | CB   | 6-3    | 175    | Fr.-RS   | Houston, Texas (Klein Cain HS)                                      |
| Owen McCown           | 2  | QB   | 6-1    | 190    | R-So.-1L | Rusk, Texas (Rusk HS/Colorado)                                      |
| Willie McCoy          | 19 | WR   | 6-0    | 185    | Sr.-1L   | Houston, Texas (Bellaire HS/Kilgore College)                        |
| Devin McCuin          | 3  | WR   | 6-0    | 195    | So.-1L   | Jacksonville, Texas (Jacksonville HS)                               |
| Jonah Miller          | 78 | OL   | 6-8    | 285    | R-Jr.-TR | Tucson, Ariz. (Salpointe Catholic HS/Santa Rosa [Calif.] JC)        |
| Tyan Milton           | 15 | CB   | 5-11   | 185    | Jr.-TR   | Lawrenceville, Ga. (Central Gwinnett HS/Fullerton [Calif.] College) |
| Kamar Missouri        | 55 | OL   | 6-6    | 305    | R-Jr.-TR | Baltimore, Md. (Mergenthaler Vo-Tech HS/Rutgers)                    |
| Zach Morris           | 20 | CB   | 6-0    | 190    | Jr.-TR   | Highland Village, Texas (Flower Mound Marcus HS/New Mexico)         |
| Elijah Newell         | 22 | S    | 5-10   | 180    | Fr.-HS   | Maumelle, Ark. (Maumelle HS)  |
| Chidera Otutu         | 90 | DL   | 6-1    | 305    | Fr.-HS   | Pflugerville, Texas (Weiss HS)                                      |
| Patrick Overmyer      | 89 | TE   | 6-5    | 235    | Fr.-RS   | Kingwood, Texas (Kingwood Park HS)                                  |
| Michael Owoeye        | 53 | ILB  | 5-10   | 220    | So.-HS   | Cypress, Texas (Cy Park HS)   |
| Kenny Ozowalu         | 60 | DL   | 6-4    | 255    | Fr.-HS   | San Antonio, Texas (Reagan HS)                                      |
| Michael Petro         | 92 | PK   | 5-9    | 180    | Fr.-RS   | Flower Mound, Texas (Marcus HS)                                     |
| Owen Pewee            | 9  | \$B  | 6-2    | 205    | R-So.-1L | Katy, Texas (Cypress Park HS)                                       |
| Austin Phillips       | 51 | LS   | 6-2    | 220    | Fr.-RS   | Sachse, Texas (Sachse HS)   |
| Alan Pruneda          | 38 | S    | 5-8    | 185    | Jr.-HS   | San Antonio, Texas (Brackenridge HS)                                |
| Donald Quaite Jr.     | 78 | DL   | 6-6    | 345    | Fr.-RS   | Dallas, Texas (Bishop Dunne HS)                                     |
| Brevin Randle         | 11 | ILB  | 6-0    | 230    | R-Sr.-TR | Marshall, Texas (Marshall HS/Louisiana Tech)                        |
| Jaren Randle          | 11 | WR   | 6-2    | 180    | R-Jr.-1L | San Antonio, Texas (Johnson HS)                                     |
| Ben Rios              | 57 | OL   | 6-6    | 295    | R-So.-SQ | San Antonio, Texas (Central Catholic HS)                            |
| Jimori Robinson       | 8  | OLB  | 6-5    | 250    | R-Sr.-2L | Alexandria, Va. (Hayfield Secondary HS/Monroe [N.Y.] College)       |
| Ken Robinson          | 4  | S    | 5-11   | 190    | R-Sr.-4L | Grand Prairie, Texas (South Grand Prairie HS)                       |
| Zechariah Robinson    | 63 | DL   | 6-3    | 295    | Fr.-HS   | Brookshire, Texas (Royal HS)  |
| Jakevian Rodgers      | 27 | CB   | 6-1    | 155    | Fr.-RS   | Daingerfield, Texas (Daingerfield HS)                               |
| Justin Rodriguez      | 21 | RB   | 5-7    | 180    | R-Sr.-SQ | San Antonio, Texas (Johnson HS)                                     |
| Ezekiel Saldana       | 83 | WR   | 5-9    | 180    | Fr.-RS   | Pecos, Texas (Pecos HS)   |
| Tate Sandell          | 29 | PK   | 5-10   | 180    | R-So.-1L | Port Neches, Texas (Port Neches-Groves HS)                          |
| Anthony Santoscoy     | 96 | DL   | 6-5    | 270    | R-So.-SQ | San Juan, Texas (Pharr-San Juan-Alamo HS)                           |
| Devin Scura           | 81 | TE   | 6-5    | 250    | Fr.-RS   | Manor, Texas (Manor HS)   |
| Vic Shaw              | 31 | OLB  | 6-3    | 235    | Fr.-RS   | Texarkana, Texas (Pleasant Grove HS)                                |
| Asyrus Simon          | 17 | DL   | 6-4    | 255    | Sr.-4L   | Humble, Texas (Atascocita HS)                                       |
| JJ Sparkman           | 84 | WR   | 6-4    | 225    | Sr.-TR   | Longview, Texas (Pine Tree HS/Texas Tech)                           |
| Travon Sylvester      | 51 | DL   | 6-2    | 285    | R-So.-1L | St. Johns, Fla. (Bartram Trail HS)                                  |
| Yenly Tatafu          | 75 | OL   | 6-4    | 345    | R-Sr.-2L | Portland, Ore. (Cleveland HS/Independence [Kan.] CC)                |
| Donyai Taylor         | 7  | \$B  | 6-1    | 210    | Sr.-4L   | Shiner, Texas (Shiner HS)   |
| Brandon Tennison      | 17 | QB   | 5-10   | 200    | Fr.-RS   | Gilmer, Texas (Gilmer HS)   |
| Houston Thomas        | 88 | TE   | 6-5    | 240    | R-So.-1L | College Station, Texas (College Station HS)                         |
| Ronald Triplette      | 44 | DL   | 6-2    | 250    | R-Jr.-2L | Houston, Texas (Shadow Creek HS/Kansas State)                       |
| Joseph Ugwu Jr.       | 59 | OL   | 6-4    | 325    | Fr.-HS   | Katy, Texas (Paetow HS)   |
| James Walley Jr.      | 34 | OLB  | 6-2    | 250    | Fr.-RS   | Missouri City, Texas (Ridge Point HS)                               |
| Marcellus Wilkerson   | 12 | \$B  | 6-1    | 205    | Jr.-1L   | Fort Worth, Texas (Boswell HS/Garden City [Kan.] CC)                |
| Jace Wilson           | 10 | WR   | 6-4    | 210    | R-So.-1L | Denton, Texas (Guyer HS)  |
| Daemian Wimberly      | 42 | DL   | 6-4    | 250    | R-Fr.-TR | Austin, Texas (Vandegrift HS/SMU)                                   |
| Jimmy Wyrick          | 18 | S    | 5-10   | 185    | R-So.-TR | Dallas, Texas (South Oak Cliff HS/Stanford)                         |

**Head Coach:** Jeff Traylor (5th year • 39-14 • Stephen F. Austin '90)  
**Defensive Coordinator/Safeties:** Jess Loepp  
**Offensive Coordinator/Quarterbacks:** Justin Burke  
**Run Game Coordinator/Offensive Line:** Kurt Traylor  
**Assistant Head Coach/Cornerbacks:** Nick Graham  
**Associate Head Coach/Pass Game Coordinator/Wide Receivers:** Joe Price III  
**Defensive Run Game Coordinator/Defensive Line:** Siddiq Haynes  
**Running Backs/NFL Liaison:** Julian Griffin  
**Defensive Pass Game Coordinator/Linebackers:** Galen Scott  
**Special Teams Coordinator/Nickels:** Zach Brown  
**Tight Ends:** Hunter Rittimann  
**Safeties Coach:** Corey Jordan  
**Will Linebackers Coach:** Jermial Ashley  
**Wide Receivers Coach:** Sean Davis  
**Quarterbacks Coach:** Dr. Pavit Patel  
**Assistant Running Backs Coach:** Aaron Green  
**Specialists Coach/Assistant Special Teams Coordinator:** Chris Roberts  
**Assistant Wide Receivers Coach:** Luke Turner

**Assistant Cornerbacks Coach:** Malik Walker  
**Assistant Tight Ends Coach:** Tim Yoder  
**Graduate Assistants (Offense):** Peter Gray, Tyler Preston  
**Graduate Assistants (Defense):** Colyn Givens, Jack Swensen  
**Special Teams Assistant:** Dylan Sams  
**Offensive Assistant:** Caleb Durham-Honer  
**Defensive Assistant:** Andy McClain  
**Offensive Assistant:** Jacorey Warrick  
**Chief of Staff:** Matt Turner  
**General Manager:** Mike Giglio  
**Director of Recruiting:** Jenna Learn  
**Director of Football Operations:** Andrew Acosta  
**Director of Football Relations & Player Engagement:** Damon Williams  
**Director of Player Personnel:** Parker Cundiff  
**Administrative Associate:** Alexis Dawson  
**Football Video Coordinator:** Alex Nicasio  
**Video Production Coordinator:** Joshua Guerra  
**Football Creative Coordinator:** Allison Maguire

# « 2024 UTSA STARTERS BREAKDOWN »

## STARTERS RETURNING (16)

### OFFENSE (8)

| Pos. | #  | Name (2023 games/starts)           | Height | Weight | Year-Exp. | Hometown (High School/Previous School)               |
|------|----|------------------------------------|--------|--------|-----------|--|
| RB   | 4  | Kevorian Barnes (12/11)            | 5-9    | 220    | R-Jr.-2L  | San Augustine, Texas (San Augustine HS)              |
| WR   | 1  | De'Corian Clark (9/9) <sup>^</sup> | 6-3    | 210    | Sr.-4L    | Fort Worth, Texas (Wyatt HS)                         |
| WR   | 14 | Devin McCuin (12/7)                | 6-0    | 185    | So.-1L    | Jacksonville, Texas (Jacksonville HS)                |
| TE   | 9  | Oscar Cardenas (14/14)             | 6-4    | 285    | R-Sr.-4L  | San Antonio, Texas (Brandeis HS)                     |
| C    | 76 | Luke Lapeze (12/11)                | 6-4    | 330    | R-Jr.-2L  | Humble, Texas (Summer Creek HS)                      |
| OL   | 53 | Cory Godinet (13/10)               | 6-5    | 350    | R-Jr.-1L  | Leone, American Samoa (Leone HS/Trinity Valley CC)   |
| OL   | 75 | Venly Tatafu (13/13)               | 6-4    | 325    | R-Sr.-2L  | Portland, Ore. (Cleveland HS/Independence [Kan.] CC) |
| OL   | 77 | Makai Hart (12/12) <sup>*</sup>    | 6-4    | 305    | R-Sr.-2L  | Clinton, Iowa (Clinton HS/Trinity Valley [Texas] CC) |

### DEFENSE (6)

| Pos. | #  | Name (2023 games/starts) | Height | Weight | Year-Exp. | Hometown (High School/Previous School)              |
|------|----|--------------------------|--------|--------|-----------|---|
| DL   | 2  | Brandon Brown (13/13)    | 6-2    | 305    | Jr.-2L    | Katy, Texas (Morton Ranch HS/Tulane)                |
| DL   | 5  | Joe Evans (13/13)        | 6-3    | 340    | Sr.-2L    | Haynesville, La. (Haynesville HS/LSU)               |
| ILB  | 8  | Jamal Ligon (13/13)      | 6-2    | 220    | Sr.-3L    | Tyler, Texas (Lee HS)                               |
| ILB  | 10 | Martavius French (13/9)  | 6-3    | 225    | Sr.-2L    | Memphis, Tenn. (Whitehaven HS/Hutchinson [Kan.] CC) |
| OLB  | 7  | Donyai Taylor (13/13)    | 6-1    | 205    | Sr.-4L    | Shiner, Texas (Shiner HS)                           |
| S    | 21 | Ken Robinson (12/12)     | 5-11   | 185    | R-Sr.-4L  | Grand Prairie, Texas (South Grand Prairie HS)       |

### SPECIAL TEAMS (2)

| Pos. | #  | Name (2023 games)    | Height | Weight | Year-Exp. | Hometown (High School/Previous School)    |
|------|----|----------------------|--------|--------|-----------|---|
| PK   | 82 | Chase Allen (12)     | 6-2    | 195    | Sr.-1L    | Colleyville, Texas (Heritage HS/Alabama)  |
| LS   | 52 | Cade Collenback (13) | 6-2    | 235    | R-Sr.-3L  | San Antonio, Texas (O'Connor HS/Tyler JC) |

## STARTERS LOST (11)

### OFFENSE (5)

| Pos. | #  | Name (2023 games/starts)   | Height | Weight | Hometown (High School/Previous School)                     |
|------|----|----------------------------|--------|--------|--|
| QB   | 0  | Frank Harris (10/10)       | 6-0    | 205    | Schertz, Texas (Clemens HS)                                |
| WR   | 2  | Joshua Cephus (13/13)      | 6-3    | 185    | Houston, Texas (Dekaney HS)                                |
| WR   | 11 | Tykee Ogle-Kellogg (13/13) | 6-5    | 225    | Alcoa, Tenn. (Alcoa HS)                                    |
| OL   | 58 | Terrell Haynes (13/11)     | 6-3    | 345    | Arlington, Texas (Seguin HS)                               |
| OL   | 64 | Ernesto Almaraz (13/13)    | 6-2    | 295    | Los Angeles, Calif. (Salesian HS/East Los Angeles College) |

### DEFENSE (5)

| Pos. | #  | Name (2023 games/starts) | Height | Weight | Hometown (High School/Previous School)           |
|------|----|--------------------------|--------|--------|--|
| DL   | 15 | Trumane Bell II (13/13)  | 6-2    | 275    | Dallas, Texas (Lake Highlands HS)                |
| OLB  | 31 | Trey Moore (12/12)       | 6-3    | 235    | San Antonio, Texas (Smithson Valley HS)          |
| S    | 0  | Rashad Wisdom (13/13)    | 5-9    | 210    | Converse, Texas (Judson HS)                      |
| CB   | 10 | Nicktroy Fortune (13/12) | 6-0    | 190    | Roswell, Ga. (Central Gwinnett HS/West Virginia) |
| CB   | 18 | Kam Alexander (13/9)     | 5-11   | 175    | Manvel, Texas (Manvel HS/Sam Houston)            |

### SPECIAL TEAMS (1)

| Pos. | # | Name (2023 games) | Height | Weight | Hometown (High School/Previous School)             |
|------|---|-------------------|--------|--------|--|
| P    | 5 | Lucas Dean (14)   | 6-2    | 220    | Dunsborough, Australia (St Mary MacKillop College) |

2023 roster numbers used

{x/x}<sup>^</sup> denotes 2022 games/starts

{x/x}<sup>\*</sup> denotes 2021 games/starts

The Traylor Family

# « 2024 UTSA STATISTICS »

## Team Results

| Date       | Opponent     |   | Score | Overall | Conf | Time | Attend |
|------------|--------------|---|-------|---------|------|------|--------|
| 08/31/2024 | Kennesaw St. | W | 28-16 | 1-0     | 0-0  | 3:45 | 25911  |

## Team Statistics

|                                  | UTSA          | OPP          |
|----------------------------------|---------------|--------------|
| <b>Scoring</b>                   | <b>28</b>     | <b>16</b>    |
| Points per game                  | 28.0          | 16.0         |
| Points Off Turnovers             | 7             | 3            |
| <b>First Downs</b>               | <b>17</b>     | <b>15</b>    |
| Rushing                          | 6             | 5            |
| Passing                          | 10            | 6            |
| Penalty                          | 1             | 4            |
| <b>Rushing Yardage</b>           | <b>76</b>     | <b>51</b>    |
| Yards gained rushing             | 113           | 111          |
| Yards lost rushing               | 37            | 60           |
| Rushing attempts                 | 34            | 39           |
| Average per rush                 | 2.2           | 1.3          |
| Average per game                 | 76.0          | 51.0         |
| TDs Rushing                      | 1             | 0            |
| <b>Passing Yardage</b>           | <b>340</b>    | <b>202</b>   |
| Comp-Att-Int                     | 28-38-0       | 14-28-0      |
| Average per pass                 | 8.9           | 7.2          |
| Average per catch                | 12.1          | 14.4         |
| Average per game                 | 340.0         | 202.0        |
| TDs Passing                      | 3             | 1            |
| <b>Total offense</b>             | <b>416</b>    | <b>253</b>   |
| Total plays                      | 72            | 67           |
| Average per play                 | 5.8           | 3.8          |
| Average per game                 | 416.0         | 253.0        |
| <b>Kick returns: #-Yards</b>     | <b>3-58</b>   | <b>0-0</b>   |
| <b>Punt returns: #-Yards</b>     | <b>3-2</b>    | <b>2-1</b>   |
| <b>Int returns: #-Yards</b>      | <b>0-0</b>    | <b>0-0</b>   |
| <b>Kick return average</b>       | <b>19.3</b>   | <b>0.0</b>   |
| <b>Punt return average</b>       | <b>0.7</b>    | <b>0.5</b>   |
| <b>Int return average</b>        | <b>0.0</b>    | <b>0.0</b>   |
| <b>Fumbles-Lost</b>              | <b>2-1</b>    | <b>3-1</b>   |
| <b>Penalties-Yards</b>           | <b>10-109</b> | <b>7-44</b>  |
| Average per game                 | 109.0         | 44.0         |
| <b>Punts-Yards</b>               | <b>5-197</b>  | <b>5-273</b> |
| Average per punt                 | 39.4          | 54.6         |
| Net punt average                 | 39.2          | 56.2         |
| <b>Kickoffs-Yards</b>            | <b>5-325</b>  | <b>5-244</b> |
| Average per kick                 | 65.0          | 48.8         |
| Net kick average                 | 40.0          | 33.6         |
| <b>Time of possession / game</b> | <b>30:60</b>  | <b>28:60</b> |
| <b>3rd-down conversion</b>       | <b>4/14</b>   | <b>6/16</b>  |
| 3rd-down pct                     | 29%           | 38%          |
| <b>4rd-down conversion</b>       | <b>1/1</b>    | <b>0/2</b>   |

# « 2024 UTSA STATISTICS »

|                                    | UTSA              | OPP               |
|------------------------------------|-------------------|-------------------|
| 4rd-down pct                       | 100%              | 0%                |
| <b>Sacks by-Yards</b>              | <b>3-24</b>       | <b>5-34</b>       |
| <b>Misc Yards</b>                  | <b>0</b>          | <b>0</b>          |
| <b>Touchdowns scored</b>           | <b>4</b>          | <b>1</b>          |
| <b>Field goals - attempts</b>      | <b>0-2</b>        | <b>3-3</b>        |
| <b>On-Side kicks</b>               | <b>0-0</b>        | <b>0-0</b>        |
| <b>Red-zone scores</b>             | <b>(4-4) 100%</b> | <b>(2-3) 67%</b>  |
| <b>Red-zone touchdowns</b>         | <b>(4-4) 100%</b> | <b>(0-3) 0%</b>   |
| <b>PAT-attempts</b>                | <b>(4-4) 100%</b> | <b>(1-1) 100%</b> |
| <b>2-point conversion-attempts</b> | <b>(0-0) 0%</b>   | <b>(0-0) 0%</b>   |
| <b>Attendance</b>                  | <b>25911</b>      | <b>0</b>          |
| Games / Avg per game               | 1/25911           | 0/0               |
| Neutral site games                 | -                 | 0/0               |

## Score by Periods

| Team      | 1st | 2nd | 3rd | 4th | OT | TOT |
|-----------|-----|-----|-----|-----|----|-----|
| UTSA      | 14  | 7   | 0   | 7   | 0  | 28  |
| Opponents | 3   | 3   | 3   | 7   | 0  | 16  |

## Starters Summary

| Offense               | QB     | TB       | WR     | WR          | WR/TE*    | TE       | LT       | LG          | C       | RG      | RT     |
|-----------------------|--------|----------|--------|-------------|-----------|----------|----------|-------------|---------|---------|--------|
| vs. Kennesaw State    | McCown | Barnes   | McCuin | Carpenter   | McCoy     | Cardenas | Missouri | Tatafu      | James   | Godinet | Garth  |
| at Texas State        |        |          |        |             |           |          |          |             |         |         |        |
| at Texas              |        |          |        |             |           |          |          |             |         |         |        |
| vs. Houston Christian |        |          |        |             |           |          |          |             |         |         |        |
| at East Carolina      |        |          |        |             |           |          |          |             |         |         |        |
| at Rice               |        |          |        |             |           |          |          |             |         |         |        |
| vs. Florida Atlantic  |        |          |        |             |           |          |          |             |         |         |        |
| at Tulsa              |        |          |        |             |           |          |          |             |         |         |        |
| vs. Memphis           |        |          |        |             |           |          |          |             |         |         |        |
| vs. North Texas       |        |          |        |             |           |          |          |             |         |         |        |
| vs. Temple            |        |          |        |             |           |          |          |             |         |         |        |
| at Army               |        |          |        |             |           |          |          |             |         |         |        |
| Defense               | DE     | N        | DE     | WILL        | MIKE      | JACK     | SAM      | S           | S       | CB      | CB     |
| vs. Kennesaw State    | Simon  | B. Brown | Evans  | J. Robinson | B. Randle | Ligon    | Pewee    | K. Robinson | Davison | Dumas   | Harris |
| at Texas State        |        |          |        |             |           |          |          |             |         |         |        |
| at Texas              |        |          |        |             |           |          |          |             |         |         |        |
| vs. Houston Christian |        |          |        |             |           |          |          |             |         |         |        |
| at East Carolina      |        |          |        |             |           |          |          |             |         |         |        |
| at Rice               |        |          |        |             |           |          |          |             |         |         |        |
| vs. Florida Atlantic  |        |          |        |             |           |          |          |             |         |         |        |
| at Tulsa              |        |          |        |             |           |          |          |             |         |         |        |
| vs. Memphis           |        |          |        |             |           |          |          |             |         |         |        |
| vs. North Texas       |        |          |        |             |           |          |          |             |         |         |        |
| vs. Temple            |        |          |        |             |           |          |          |             |         |         |        |
| at Army               |        |          |        |             |           |          |          |             |         |         |        |

## Game Captains

vs. Kennesaw State — Oscar Cardenas, De'Corian "JT" Clark, Owen McCown

at Texas State —

at Texas —

vs. Houston Christian —

at East Carolina —

at Rice —

vs. Florida Atlantic —

at Tulsa —

vs. Memphis —

vs. North Texas —

vs. Temple —

at Army —

# « 2024 UTSA INDIVIDUAL STATISTICS »

## Rushing

| Player             | gp       | att       | gain       | loss      | net       | avg        | td       | lg        | avg/g       |
|--------------------|----------|-----------|------------|-----------|-----------|------------|----------|-----------|-------------|
| Robert Henry       | 1        | 6         | 30         | 0         | 30        | 5.0        | 0        | 17        | 30.0        |
| Kevorian Barnes    | 1        | 4         | 22         | 0         | 22        | 5.5        | 0        | 12        | 22.0        |
| Rocko Griffin      | 1        | 5         | 13         | 1         | 12        | 2.4        | 0        | 6         | 12.0        |
| Brandon High       | 1        | 3         | 9          | 0         | 9         | 3.0        | 0        | 4         | 9.0         |
| Will Henderson III | 1        | 3         | 5          | 0         | 5         | 1.7        | 0        | 3         | 5.0         |
| Owen McCown        | 1        | 10        | 34         | 34        | 0         | 0.0        | 1        | 13        | 0.0         |
| Bryson Donnell     | 1        | 2         | 0          | 1         | -1        | -0.5       | 0        | 0         | -1.0        |
| Team               | 1        | 1         | 0          | 1         | -1        | -1.0       | 0        | 0         | -1.0        |
| <b>Total</b>       | <b>1</b> | <b>34</b> | <b>113</b> | <b>37</b> | <b>76</b> | <b>2.2</b> | <b>1</b> | <b>17</b> | <b>76.0</b> |
| <b>Opponents</b>   | <b>1</b> | <b>39</b> | <b>111</b> | <b>60</b> | <b>51</b> | <b>1.3</b> | <b>0</b> | <b>13</b> | <b>51.0</b> |

## Passing

| Player           | gp       | effic        | comp-att-int   | pct         | yds        | td       | lg        | avg/g        |
|------------------|----------|--------------|----------------|-------------|------------|----------|-----------|--------------|
| Owen McCown      | 1        | 174.9        | 28-38-0        | 73.7        | 340        | 3        | 61        | 340.0        |
| <b>Total</b>     | <b>1</b> | <b>174.9</b> | <b>28-38-0</b> | <b>73.7</b> | <b>340</b> | <b>3</b> | <b>61</b> | <b>340.0</b> |
| <b>Opponents</b> | <b>1</b> | <b>122.4</b> | <b>14-28-0</b> | <b>50.0</b> | <b>202</b> | <b>1</b> | <b>51</b> | <b>202.0</b> |

## Receiving

| Player           | gp       | no.       | yds        | avg         | td       | lg        | avg/g        |
|------------------|----------|-----------|------------|-------------|----------|-----------|--------------|
| Devin McCuin     | 1        | 11        | 79         | 7.2         | 2        | 16        | 79.0         |
| Willie McCoy     | 1        | 4         | 59         | 14.8        | 0        | 45        | 59.0         |
| Houston Thomas   | 1        | 3         | 28         | 9.3         | 0        | 18        | 28.0         |
| Patrick Overmyer | 1        | 3         | 31         | 10.3        | 0        | 16        | 31.0         |
| Oscar Cardenas   | 1        | 2         | 38         | 19.0        | 1        | 35        | 38.0         |
| Kevorian Barnes  | 1        | 1         | 13         | 13.0        | 0        | 13        | 13.0         |
| DJ Allen         | 1        | 1         | 29         | 29.0        | 0        | 29        | 29.0         |
| Chris Carpenter  | 1        | 1         | -2         | -2.0        | 0        | 0         | -2.0         |
| Jace Wilson      | 1        | 1         | 4          | 4.0         | 0        | 4         | 4.0          |
| Robert Henry     | 1        | 1         | 61         | 61.0        | 0        | 61        | 61.0         |
| <b>Total</b>     | <b>1</b> | <b>28</b> | <b>340</b> | <b>12.1</b> | <b>3</b> | <b>61</b> | <b>340.0</b> |
| <b>Opponents</b> | <b>1</b> | <b>14</b> | <b>202</b> | <b>14.4</b> | <b>1</b> | <b>51</b> | <b>202.0</b> |

## Punt Returns

| Player           | no.      | yds      | avg        | td       | lg       |
|------------------|----------|----------|------------|----------|----------|
| Chris Carpenter  | 3        | 2        | 0.7        | 0        | 2        |
| <b>Total</b>     | <b>3</b> | <b>2</b> | <b>0.7</b> | <b>0</b> | <b>2</b> |
| <b>Opponents</b> | <b>2</b> | <b>1</b> | <b>0.5</b> | <b>0</b> | <b>1</b> |

## Interceptions

| Player           | no.      | yds      | avg        | td       | lg       |
|------------------|----------|----------|------------|----------|----------|
| <b>Total</b>     | <b>0</b> | <b>0</b> | <b>0.0</b> | <b>0</b> | <b>0</b> |
| <b>Opponents</b> | <b>0</b> | <b>0</b> | <b>0.0</b> | <b>0</b> | <b>0</b> |

## Kick Returns

| Player           | no.      | yds       | avg         | td       | lg        |
|------------------|----------|-----------|-------------|----------|-----------|
| Chris Carpenter  | 1        | 13        | 13.0        | 0        | 13        |
| Camron Cooper    | 1        | 17        | 17.0        | 0        | 17        |
| Willie McCoy     | 1        | 28        | 28.0        | 0        | 28        |
| <b>Total</b>     | <b>3</b> | <b>58</b> | <b>19.3</b> | <b>0</b> | <b>28</b> |
| <b>Opponents</b> | <b>0</b> | <b>0</b>  | <b>0.0</b>  | <b>0</b> | <b>0</b>  |

## Fumble Returns

| Player           | no.      | yds      | avg        | td       | lg       |
|------------------|----------|----------|------------|----------|----------|
| Syrus Dumas      | 1        | 0        | 0.0        | 0        | 0        |
| <b>Total</b>     | <b>1</b> | <b>0</b> | <b>0.0</b> | <b>0</b> | <b>0</b> |
| <b>Opponents</b> | <b>1</b> | <b>0</b> | <b>0.0</b> | <b>0</b> | <b>0</b> |

# « 2024 UTSA INDIVIDUAL STATISTICS »

## Scoring

| Player           |          |            | PAT        |          |          |          |          |          |           |
|------------------|----------|------------|------------|----------|----------|----------|----------|----------|-----------|
|                  | td       | fg         | kick       | rush     | rcv      | pass     | dxp      | saf      | pts       |
| Devin McCuin     | 2        | -          | -          | -        | -        | -        | -        | -        | 12        |
| Oscar Cardenas   | 1        | -          | -          | -        | -        | -        | -        | -        | 6         |
| Owen McCown      | 1        | -          | -          | -        | -        | -        | -        | -        | 6         |
| Chase Allen      | -        | 0-2        | 4-4        | -        | -        | -        | -        | -        | 4         |
| <b>Total</b>     | <b>4</b> | <b>0-2</b> | <b>4-4</b> | <b>0</b> | <b>0</b> | <b>0</b> | <b>0</b> | <b>0</b> | <b>28</b> |
| <b>Opponents</b> | <b>1</b> | <b>3-3</b> | <b>1-1</b> | <b>0</b> | <b>0</b> | <b>0</b> | <b>0</b> | <b>0</b> | <b>16</b> |

## Field Goals

| Player           | fg         | pct.         | 01-19      | 20-29      | 30-39      | 40-49      | 50-99      | lg        | blk      |
|------------------|------------|--------------|------------|------------|------------|------------|------------|-----------|----------|
| Chase Allen      | 0-2        | 0.0          | 0-0        | 0-0        | 0-0        | 0-2        | 0-0        | 0         | 0        |
| <b>Opponents</b> | <b>3-3</b> | <b>100.0</b> | <b>0-0</b> | <b>0-0</b> | <b>2-2</b> | <b>1-1</b> | <b>0-0</b> | <b>48</b> | <b>0</b> |

## FG Sequence

| Team Name    | UTSA  | Opponents      |
|--------------|-------|----------------|
| Kennesaw St. | 43,48 | (48),(34),(31) |

Numbers in (parentheses) indicate field goal was made

## Total Offense

| Player             | g        | plays     | rush      | pass       | total      | avg/g        |
|--------------------|----------|-----------|-----------|------------|------------|--------------|
| Owen McCown        | 1        | 48        | 0         | 340        | 340        | 340.0        |
| Robert Henry       | 1        | 6         | 30        | 0          | 30         | 30.0         |
| Kevorian Barnes    | 1        | 4         | 22        | 0          | 22         | 22.0         |
| Rocko Griffin      | 1        | 5         | 12        | 0          | 12         | 12.0         |
| Brandon High       | 1        | 3         | 9         | 0          | 9          | 9.0          |
| Will Henderson III | 1        | 3         | 5         | 0          | 5          | 5.0          |
| Bryson Donnell     | 1        | 2         | -1        | 0          | -1         | -1.0         |
| Team               | 1        | 0         | -1        | 0          | -1         | -1.0         |
| <b>Total</b>       | <b>1</b> | <b>72</b> | <b>76</b> | <b>340</b> | <b>416</b> | <b>416.0</b> |
| <b>Opponents</b>   | <b>1</b> | <b>67</b> | <b>51</b> | <b>202</b> | <b>253</b> | <b>253.0</b> |

## Punting

| Player           | no.      | yds        | avg         | lg        | tb       | fc       | i20      | 50+      | blk      |
|------------------|----------|------------|-------------|-----------|----------|----------|----------|----------|----------|
| Caile Hogan      | 5        | 197        | 39.4        | 47        | 0        | 0        | 1        | 0        | 0        |
| <b>Total</b>     | <b>5</b> | <b>197</b> | <b>39.4</b> | <b>47</b> | <b>0</b> | <b>0</b> | <b>1</b> | <b>0</b> | <b>0</b> |
| <b>Opponents</b> | <b>5</b> | <b>273</b> | <b>54.6</b> | <b>59</b> | <b>0</b> | <b>1</b> | <b>2</b> | <b>4</b> | <b>0</b> |

## Kickoffs

| Player           | no.      | yds        | avg         | tb       | ob       | retn     | net         | ydln      |
|------------------|----------|------------|-------------|----------|----------|----------|-------------|-----------|
| Tate Sandell     | 5        | 325        | 65.0        | 5        | 0        |          |             |           |
| <b>Total</b>     | <b>5</b> | <b>325</b> | <b>65.0</b> | <b>5</b> | <b>0</b> | <b>0</b> | <b>40</b>   | <b>25</b> |
| <b>Opponents</b> | <b>5</b> | <b>244</b> | <b>48.8</b> | <b>0</b> | <b>1</b> | <b>3</b> | <b>33.6</b> | <b>31</b> |

## All Purpose

| Player           | g | rush | rcv | pr | kr | ir | total | avg/g |
|------------------|---|------|-----|----|----|----|-------|-------|
| Robert Henry     | 1 | 30   | 61  | 0  | 0  | 0  | 91    | 91.0  |
| Willie McCoy     | 1 | 0    | 59  | 0  | 28 | 0  | 87    | 87.0  |
| Devin McCuin     | 1 | 0    | 79  | 0  | 0  | 0  | 79    | 79.0  |
| Oscar Cardenas   | 1 | 0    | 38  | 0  | 0  | 0  | 38    | 38.0  |
| Kevorian Barnes  | 1 | 22   | 13  | 0  | 0  | 0  | 35    | 35.0  |
| Patrick Overmyer | 1 | 0    | 31  | 0  | 0  | 0  | 31    | 31.0  |
| DJ Allen         | 1 | 0    | 29  | 0  | 0  | 0  | 29    | 29.0  |
| Houston Thomas   | 1 | 0    | 28  | 0  | 0  | 0  | 28    | 28.0  |
| Camron Cooper    | 1 | 0    | 0   | 0  | 17 | 0  | 17    | 17.0  |
| Chris Carpenter  | 1 | 0    | -2  | 2  | 13 | 0  | 13    | 13.0  |
| Rocko Griffin    | 1 | 12   | 0   | 0  | 0  | 0  | 12    | 12.0  |
| Brandon High     | 1 | 9    | 0   | 0  | 0  | 0  | 9     | 9.0   |

**« 2024 UTSA DEFENSIVE STATISTICS »**

**Team Defense**

| ##            | Player              | gp       | Tackles   |           |           |              | tfl/yds     | Sacks<br>no-yds | Pass defense |          |            | Fumbles  |          | blkd     |     |
|---------------|---------------------|----------|-----------|-----------|-----------|--------------|-------------|-----------------|--------------|----------|------------|----------|----------|----------|-----|
|               |                     |          | ua        | a         | tot       |              |             |                 | int-yds      | brup     | qbh        | fr-yds   | ff       | kick     | saf |
| 4             | Ken Robinson        | 1        | 5         | 2         | 7         | 1-3          | .           | .               | .            | .        | .          | .        | .        | .        |     |
| 9             | Owen Pewee          | 1        | 5         | 1         | 6         | 1-5          | .           | .               | 1            | .        | .          | .        | .        | .        |     |
| 6             | Elliott Davison     | 1        | 4         | 1         | 5         | .            | .           | .               | 1            | .        | .          | .        | .        | .        |     |
| 11            | Brevin Randle       | 1        | 2         | 2         | 4         | .            | .           | .               | .            | 1        | .          | .        | .        | .        |     |
| 44            | Ronald Triplette    | 1        | 2         | 1         | 3         | 0.5-0        | .           | .               | .            | .        | .          | 1        | .        | .        |     |
| 26            | Bryce Grays         | 1        | 2         | 1         | 3         | 0.5-1        | .           | .               | .            | .        | .          | .        | .        | .        |     |
| 0             | Jamal Ligon         | 1        | 2         | 1         | 3         | 1-2          | .           | .               | .            | 1        | .          | .        | .        | .        |     |
| 12            | Marcellus Wilkerson | 1        | 2         | .         | 2         | 1-3          | .           | .               | .            | 2        | .          | .        | .        | .        |     |
| 31            | Vic Shaw            | 1        | .         | 2         | 2         | .            | .           | .               | .            | .        | .          | .        | .        | .        |     |
| 3             | Zah Frazier         | 1        | 2         | .         | 2         | .            | .           | .               | .            | .        | .          | .        | .        | .        |     |
| 20            | Zach Morris         | 1        | 2         | .         | 2         | .            | .           | .               | .            | .        | .          | .        | .        | .        |     |
| 21            | Denver Harris       | 1        | 1         | 1         | 2         | .            | .           | .               | .            | .        | .          | .        | .        | .        |     |
| 8             | Jimmori Robinson    | 1        | 1         | 1         | 2         | 1.5-10       | 1-9         | .               | .            | 1        | .          | .        | .        | .        |     |
| 10            | Kendrick Blackshire | 1        | 1         | 1         | 2         | .            | .           | .               | .            | .        | .          | .        | .        | .        |     |
| 13            | Syrus Dumas         | 1        | 2         | .         | 2         | .            | .           | .               | .            | .        | 1-0        | .        | .        | .        |     |
| 18            | Jimmy Wyrick        | 1        | 2         | .         | 2         | .            | .           | .               | .            | .        | .          | 1        | .        | .        |     |
| 17            | Asyrus Simon        | 1        | .         | 2         | 2         | .            | .           | .               | .            | .        | .          | .        | .        | .        |     |
| 2             | Brandon Brown       | 1        | 2         | .         | 2         | 1-4          | .           | .               | .            | .        | .          | .        | .        | .        |     |
| 5             | Martavius French    | 1        | 1         | .         | 1         | 1-10         | 1-10        | .               | .            | 1        | .          | .        | .        | .        |     |
| 99            | Tai Leonard         | 1        | 1         | .         | 1         | .            | .           | .               | .            | .        | .          | .        | .        | .        |     |
| 52            | Cade Collenback     | 1        | 1         | .         | 1         | .            | .           | .               | .            | .        | .          | .        | .        | .        |     |
| 42            | Daemian Wimberly    | 1        | 1         | .         | 1         | .            | .           | .               | .            | .        | .          | .        | .        | .        |     |
| 97            | Jameian Buxton      | 1        | .         | 1         | 1         | .            | .           | .               | .            | .        | .          | .        | .        | .        |     |
| 34            | James Walley Jr.    | 1        | 1         | .         | 1         | 1-5          | 1-5         | .               | .            | .        | .          | .        | .        | .        |     |
| 95            | Christian Clayton   | 1        | .         | 1         | 1         | 0.5-1        | .           | .               | .            | 1        | .          | .        | .        | .        |     |
| <b>Totals</b> |                     | <b>1</b> | <b>42</b> | <b>18</b> | <b>60</b> | <b>10-44</b> | <b>3-24</b> | <b>0-0</b>      | <b>2</b>     | <b>7</b> | <b>1-0</b> | <b>2</b> | <b>0</b> | <b>0</b> |     |
| Opponents     |                     | 1        | 37        | 38        | 75        | 8-38         | 5-34        | 0-0             | 1            | 4        | 1-0        | 2        | 0        | 0        |     |

## « 2024 UTSA GAME-BY-GAME STATISTICS »

| Date             | Opponent     | Rushing   |           |          |           | Receiving |            |          |           | Passing   |           |          |            | Kick Returns |           |          |           | Punt Returns |           |          |          | tot off  |          |            |
|------------------|--------------|-----------|-----------|----------|-----------|-----------|------------|----------|-----------|-----------|-----------|----------|------------|--------------|-----------|----------|-----------|--------------|-----------|----------|----------|----------|----------|------------|
|                  |              | no.       | yds       | td       | lg        | no.       | yds        | td       | lg        | cmp       | att       | int      | yds        | td           | lg        | no.      | yds       | td           | lg        | no.      | yds      |          | td       | lg         |
| 08/31/2024       | Kennesaw St. | 34        | 76        | 1        | 17        | 28        | 340        | 3        | 61        | 28        | 38        | 0        | 340        | 3            | 61        | 3        | 58        | 0            | 28        | 3        | 2        | 0        | 2        | 416        |
| <b>UTSA</b>      |              | <b>34</b> | <b>76</b> | <b>1</b> | <b>17</b> | <b>28</b> | <b>340</b> | <b>3</b> | <b>61</b> | <b>28</b> | <b>38</b> | <b>0</b> | <b>340</b> | <b>3</b>     | <b>61</b> | <b>3</b> | <b>58</b> | <b>0</b>     | <b>28</b> | <b>3</b> | <b>2</b> | <b>0</b> | <b>2</b> | <b>416</b> |
| <b>Opponents</b> |              | <b>39</b> | <b>51</b> | <b>0</b> | <b>13</b> | <b>14</b> | <b>202</b> | <b>1</b> | <b>51</b> | <b>14</b> | <b>28</b> | <b>0</b> | <b>202</b> | <b>1</b>     | <b>51</b> | <b>0</b> | <b>0</b>  | <b>0</b>     | <b>0</b>  | <b>2</b> | <b>1</b> | <b>0</b> | <b>1</b> | <b>253</b> |

### UTSA Averages

| Games | Avg/ rush | Avg/ catch | Pass effic | KR avg | PR avg | All purpose avg/game | Total offense avg/game |
|-------|-----------|------------|------------|--------|--------|----------------------|------------------------|
| 1     | 2.2       | 12.1       | 174.9      | 19.3   | 0.7    | 476.0                | 416.0                  |

| Date             | Opponent     | Tackles   |           |           |                | Sacks       | Fumble   | Pass Defense |            |          | blkd     | PAT attempts |            |          | off      |          |          |           |
|------------------|--------------|-----------|-----------|-----------|----------------|-------------|----------|--------------|------------|----------|----------|--------------|------------|----------|----------|----------|----------|-----------|
|                  |              | ua        | a         | total     | tfl-yds        | no-yds      | ff       | fr-yds       | int-yds    | qbh      | brup     | kick         | kick       | rush     | rcv      | saf      | t/o      | pts       |
| 08/31/2024       | Kennesaw St. | 42        | 18        | 60        | 10.0-44        | 3-24        | 2        | 1-0          | 0-0        | 7        | 2        | 0            | 4-4        | 0        | 0        | 0        | 7        | 28        |
| <b>UTSA</b>      |              | <b>42</b> | <b>18</b> | <b>60</b> | <b>10.0-44</b> | <b>3-24</b> | <b>2</b> | <b>1-0</b>   | <b>0-0</b> | <b>7</b> | <b>2</b> | <b>0</b>     | <b>4-4</b> | <b>0</b> | <b>0</b> | <b>0</b> | <b>7</b> | <b>28</b> |
| <b>Opponents</b> |              | <b>37</b> | <b>38</b> | <b>75</b> | <b>8.0-38</b>  | <b>5-34</b> | <b>2</b> | <b>1-0</b>   | <b>0-0</b> | <b>4</b> | <b>1</b> | <b>0</b>     | <b>1-1</b> | <b>0</b> | <b>0</b> | <b>0</b> | <b>3</b> | <b>16</b> |

| Date             | Opponent     | Punting  |            |             |           |          |          |          |          |          |            | Field Goals |          |          | Kickoffs   |             |          |          |  |
|------------------|--------------|----------|------------|-------------|-----------|----------|----------|----------|----------|----------|------------|-------------|----------|----------|------------|-------------|----------|----------|--|
|                  |              | no.      | yds        | avg         | long      | blkd     | tb       | fc       | 50+      | i20      | md-att     | long        | blkd     | no.      | yds        | avg         | tb       | ob       |  |
| 08/31/2024       | Kennesaw St. | 5        | 197        | 39.4        | 47        | 0        | 0        | 0        | 0        | 1        | 0-2        | 0           | 0        | 5        | 325        | 65.0        | 5        | 0        |  |
| <b>UTSA</b>      |              | <b>5</b> | <b>197</b> | <b>39.4</b> | <b>47</b> | <b>0</b> | <b>0</b> | <b>0</b> | <b>0</b> | <b>1</b> | <b>0-2</b> | <b>0</b>    | <b>0</b> | <b>5</b> | <b>325</b> | <b>65.0</b> | <b>5</b> | <b>0</b> |  |
| <b>Opponents</b> |              | <b>5</b> | <b>273</b> | <b>54.6</b> | <b>59</b> | <b>0</b> | <b>0</b> | <b>1</b> | <b>4</b> | <b>2</b> | <b>3-3</b> | <b>48</b>   | <b>0</b> | <b>5</b> | <b>244</b> | <b>48.8</b> | <b>0</b> | <b>1</b> |  |

## « 2024 OPPONENTS GAME-BY-GAME STATISTICS »

| Date             | Opponent     | Rushing   |           |          |           | Receiving |            |          |           | Passing   |           |          |            | Kick Returns |           |          |           | Punt Returns |           |          |          | tot off  |          |            |
|------------------|--------------|-----------|-----------|----------|-----------|-----------|------------|----------|-----------|-----------|-----------|----------|------------|--------------|-----------|----------|-----------|--------------|-----------|----------|----------|----------|----------|------------|
|                  |              | no.       | yds       | td       | lg        | no.       | yds        | td       | lg        | cmp       | att       | int      | yds        | td           | lg        | no.      | yds       | td           | lg        | no.      | yds      |          | td       | lg         |
| 08/31/2024       | Kennesaw St. | 39        | 51        | 0        | 13        | 14        | 202        | 1        | 51        | 14        | 28        | 0        | 202        | 1            | 51        | 0        | 0         | 0            | 0         | 2        | 1        | 0        | 1        | 253        |
| <b>Opponents</b> |              | <b>39</b> | <b>51</b> | <b>0</b> | <b>13</b> | <b>14</b> | <b>202</b> | <b>1</b> | <b>51</b> | <b>14</b> | <b>28</b> | <b>0</b> | <b>202</b> | <b>1</b>     | <b>51</b> | <b>0</b> | <b>0</b>  | <b>0</b>     | <b>0</b>  | <b>2</b> | <b>1</b> | <b>0</b> | <b>1</b> | <b>253</b> |
| <b>UTSA</b>      |              | <b>34</b> | <b>76</b> | <b>1</b> | <b>17</b> | <b>28</b> | <b>340</b> | <b>3</b> | <b>61</b> | <b>28</b> | <b>38</b> | <b>0</b> | <b>340</b> | <b>3</b>     | <b>61</b> | <b>3</b> | <b>58</b> | <b>0</b>     | <b>28</b> | <b>3</b> | <b>2</b> | <b>0</b> | <b>2</b> | <b>416</b> |

### Opponents Averages

| Games | Avg/ rush | Avg/ catch | Pass effic | KR avg | PR avg | All purpose avg/game | Total offense avg/game |
|-------|-----------|------------|------------|--------|--------|----------------------|------------------------|
| 1     | 1.3       | 14.4       | 122.4      | 0.0    | 0.5    | 254.0                | 253.0                  |

| Date             | Opponent     | Tackles   |           |           |                | Sacks       | Fumble   | Pass Defense |            |          | blkd     | PAT attempts |            |          | off      |          |          |           |
|------------------|--------------|-----------|-----------|-----------|----------------|-------------|----------|--------------|------------|----------|----------|--------------|------------|----------|----------|----------|----------|-----------|
|                  |              | ua        | a         | total     | tfl-yds        | no-yds      | ff       | fr-yds       | int-yds    | qbh      | brup     | kick         | kick       | rush     | rcv      | saf      | t/o      | pts       |
| 08/31/2024       | Kennesaw St. | 37        | 38        | 75        | 8.0-38         | 5-34        | 2        | 1-0          | 0-0        | 4        | 1        | 0            | 1-1        | 0        | 0        | 0        | 3        | 16        |
| <b>Opponents</b> |              | <b>37</b> | <b>38</b> | <b>75</b> | <b>8.0-38</b>  | <b>5-34</b> | <b>2</b> | <b>1-0</b>   | <b>0-0</b> | <b>4</b> | <b>1</b> | <b>0</b>     | <b>1-1</b> | <b>0</b> | <b>0</b> | <b>0</b> | <b>3</b> | <b>16</b> |
| <b>UTSA</b>      |              | <b>42</b> | <b>18</b> | <b>60</b> | <b>10.0-44</b> | <b>3-24</b> | <b>2</b> | <b>1-0</b>   | <b>0-0</b> | <b>7</b> | <b>2</b> | <b>0</b>     | <b>4-4</b> | <b>0</b> | <b>0</b> | <b>0</b> | <b>7</b> | <b>28</b> |

| Date             | Opponent     | Punting  |            |             |           |          |          |          |          |          |            | Field Goals |          |          | Kickoffs   |             |          |          |  |
|------------------|--------------|----------|------------|-------------|-----------|----------|----------|----------|----------|----------|------------|-------------|----------|----------|------------|-------------|----------|----------|--|
|                  |              | no.      | yds        | avg         | long      | blkd     | tb       | fc       | 50+      | i20      | md-att     | long        | blkd     | no.      | yds        | avg         | tb       | ob       |  |
| 08/31/2024       | Kennesaw St. | 5        | 273        | 54.6        | 59        | 0        | 0        | 1        | 4        | 2        | 3-3        | 48          | 0        | 5        | 244        | 48.8        | 0        | 1        |  |
| <b>Opponents</b> |              | <b>5</b> | <b>273</b> | <b>54.6</b> | <b>59</b> | <b>0</b> | <b>0</b> | <b>1</b> | <b>4</b> | <b>2</b> | <b>3-3</b> | <b>48</b>   | <b>0</b> | <b>5</b> | <b>244</b> | <b>48.8</b> | <b>0</b> | <b>1</b> |  |
| <b>UTSA</b>      |              | <b>5</b> | <b>197</b> | <b>39.4</b> | <b>47</b> | <b>0</b> | <b>0</b> | <b>0</b> | <b>0</b> | <b>1</b> | <b>0-2</b> | <b>0</b>    | <b>0</b> | <b>5</b> | <b>325</b> | <b>65.0</b> | <b>5</b> | <b>0</b> |  |



# « 2024 TEAM COMPARISON »

## UTSA Inside Opponent Red-Zone

| Date                          | Opponent     | Score   | Times    | Times    | Total     | Rush Pass |          |          | FGs      | Failed to score inside RZ |          |          |          |          |          |
|-------------------------------|--------------|---------|----------|----------|-----------|-----------|----------|----------|----------|---------------------------|----------|----------|----------|----------|----------|
|                               |              |         | In RZ    | Scored   | Pts       | TDs       | TDs      | TDs      | Made     | FGA                       | Down     | Int      | Fumb     | Half     | Game     |
| 08/31/2024                    | Kennesaw St. | W 28-16 | 4        | 4        | 28        | 4         | 1        | 3        | 0        | 0                         | 0        | 0        | 0        | 0        | 0        |
| <b>Totals 4 of 4 (100.0%)</b> |              |         | <b>4</b> | <b>4</b> | <b>28</b> | <b>4</b>  | <b>1</b> | <b>3</b> | <b>0</b> | <b>0</b>                  | <b>0</b> | <b>0</b> | <b>0</b> | <b>0</b> | <b>0</b> |

## Opponents Inside UTSA Red-Zone

| Date                         | Opponent     | Score   | Times    | Times    | Total    | Rush Pass |          |          | FGs      | Failed to score inside RZ |          |          |          |          |          |
|------------------------------|--------------|---------|----------|----------|----------|-----------|----------|----------|----------|---------------------------|----------|----------|----------|----------|----------|
|                              |              |         | In RZ    | Scored   | Pts      | TDs       | TDs      | TDs      | Made     | FGA                       | Down     | Int      | Fumb     | Half     | Game     |
| 08/31/2024                   | Kennesaw St. | W 28-16 | 3        | 2        | 6        | 0         | 0        | 0        | 2        | 2                         | 1        | 0        | 0        | 0        | 0        |
| <b>Totals 2 of 3 (66.7%)</b> |              |         | <b>3</b> | <b>2</b> | <b>6</b> | <b>0</b>  | <b>0</b> | <b>0</b> | <b>2</b> | <b>2</b>                  | <b>1</b> | <b>0</b> | <b>0</b> | <b>0</b> | <b>0</b> |

| Opponent      | Score        | First Downs    |              |               |              | Rushing              | Passing                  | Total Offense    | Return                 | Turn-         |              |
|---------------|--------------|----------------|--------------|---------------|--------------|----------------------|--------------------------|------------------|------------------------|---------------|--------------|
|               |              | Total          | Rush         | Pass          | Pen          | Number-Yards         | Comp-Att.-Int            | Yards            | Plays-Yards            | Yards         | Overs        |
| Kennesaw St.  | 28-16        | 17 / 15        | 6 / 5        | 10 / 6        | 1 / 4        | 34-76 / 39-51        | 28-38-0 / 14-28-0        | 340 / 202        | 72-416 / 67-253        | 60 / 1        | 1 / 1        |
| <b>Totals</b> | <b>28-16</b> | <b>17 / 15</b> | <b>6 / 5</b> | <b>10 / 6</b> | <b>1 / 4</b> | <b>34-76 / 39-51</b> | <b>28-38-0 / 14-28-0</b> | <b>340 / 202</b> | <b>72-416 / 67-253</b> | <b>60 / 1</b> | <b>1 / 1</b> |

| Opponents     | 3rd Down           | 4th Down         | Time of              | TOP          | Avg              | Avg              | Avg              | Punting                | Penalties                | Sacks        |
|---------------|--------------------|------------------|----------------------|--------------|------------------|------------------|------------------|------------------------|--------------------------|--------------|
|               | Conversion         | Conversion       | Possession           | Margin       | Yds/Rush         | Yds/Pass         | Yds/Play         | Number-Avg             | Number-Yards             |              |
| Kennesaw St.  | 4-14 / 6-16        | 1-1 / 0-2        | 31:00 / 29:00        | 02:00        | 2.2 / 1.3        | 8.9 / 7.2        | 5.8 / 3.8        | 5-39.4 / 5-54.6        | 10-109.0 / 7-44.0        | 3 / 5        |
| <b>Totals</b> | <b>4-14 / 6-16</b> | <b>1-1 / 0-2</b> | <b>31:00 / 29:00</b> | <b>02:00</b> | <b>2.2 / 1.3</b> | <b>8.9 / 7.2</b> | <b>5.8 / 3.8</b> | <b>5-39.4 / 5-54.6</b> | <b>10-109.0 / 7-44.0</b> | <b>3 / 5</b> |

Note: Game totals are displayed in the format TEAM/OPPONENT for each category

# « 2024 UTSA SUPERLATIVES »

## UTSA - Game Highs

|                  |      |                           |
|------------------|------|---------------------------|
| RUSHES           | 34   | Kennesaw St. (08/31/2024) |
| YARDS RUSHING    | 76   | Kennesaw St. (08/31/2024) |
| YARDS PER RUSH   | 2.2  | Kennesaw St. (08/31/2024) |
| TD RUSHES        | 1    | Kennesaw St. (08/31/2024) |
| PASS ATTEMPTS    | 38   | Kennesaw St. (08/31/2024) |
| PASS COMPLETIONS | 28   | Kennesaw St. (08/31/2024) |
| YARDS PASSING    | 340  | Kennesaw St. (08/31/2024) |
| YARDS PER PASS   | 8.9  | Kennesaw St. (08/31/2024) |
| TD PASSES        | 3    | Kennesaw St. (08/31/2024) |
| TOTAL PLAYS      | 72   | Kennesaw St. (08/31/2024) |
| TOTAL OFFENSE    | 416  | Kennesaw St. (08/31/2024) |
| YARDS PER PLAY   | 5.8  | Kennesaw St. (08/31/2024) |
| POINTS           | 28   | Kennesaw St. (08/31/2024) |
| SACKS BY         | 3    | Kennesaw St. (08/31/2024) |
| FIRST DOWNS      | 17   | Kennesaw St. (08/31/2024) |
| PENALTIES        | 10   | Kennesaw St. (08/31/2024) |
| PENALTY YARDS    | 109  | Kennesaw St. (08/31/2024) |
| TURNOVERS        | 1    | Kennesaw St. (08/31/2024) |
| PUNTS            | 5    | Kennesaw St. (08/31/2024) |
| PUNTING AVG      | 39.4 | Kennesaw St. (08/31/2024) |
| LONG PUNT        | 47   | Kennesaw St. (08/31/2024) |
| PUNTS INSIDE 20  | 1    | Kennesaw St. (08/31/2024) |
| LONG PUNT RETURN | 2    | Kennesaw St. (08/31/2024) |

## UTSA - Individual Game Highs

|                     |      |   |
|---------------------|------|---|
| RUSHES              | 10   | Owen McCown vs Kennesaw St. (08/31/2024)      |
| YARDS RUSHING       | 30   | Robert Henry vs Kennesaw St. (08/31/2024)     |
| TD RUSHES           | 1    | Owen McCown vs Kennesaw St. (08/31/2024)      |
| LONG RUSH           | 17   | Robert Henry vs Kennesaw St. (08/31/2024)     |
| PASS ATTEMPTS       | 38   | Owen McCown vs Kennesaw St. (08/31/2024)      |
| PASS COMPLETIONS    | 28   | Owen McCown vs Kennesaw St. (08/31/2024)      |
| YARDS PASSING       | 340  | Owen McCown vs Kennesaw St. (08/31/2024)      |
| TD PASSES           | 3    | Owen McCown vs Kennesaw St. (08/31/2024)      |
| LONG PASS           | 61   | Owen McCown vs Kennesaw St. (08/31/2024)      |
| RECEPTIONS          | 11   | Devin McCuin vs Kennesaw St. (08/31/2024)     |
| YARDS RECEIVING     | 79   | Devin McCuin vs Kennesaw St. (08/31/2024)     |
| TD RECEPTIONS       | 2    | Devin McCuin vs Kennesaw St. (08/31/2024)     |
| LONG RECEPTION      | 61   | Robert Henry vs Kennesaw St. (08/31/2024)     |
| PUNTS               | 5    | Caile Hogan vs Kennesaw St. (08/31/2024)      |
| PUNTING AVG         | 39.4 | Caile Hogan vs Kennesaw St. (08/31/2024)      |
| LONG PUNT           | 47   | Caile Hogan vs Kennesaw St. (08/31/2024)      |
| PUNTS INSIDE 20     | 1    | Caile Hogan vs Kennesaw St. (08/31/2024)      |
| LONG PUNT RETURN    | 2    | Chris Carpenter vs Kennesaw St. (08/31/2024)  |
| LONG KICKOFF RETURN | 28   | Willie McCoy vs Kennesaw St. (08/31/2024)     |
| TACKLES             | 7    | Ken Robinson vs Kennesaw St. (08/31/2024)     |
| SACKS               | 1    | Jimmori Robinson vs Kennesaw St. (08/31/2024) |
|                     | 1    | Martavius French vs Kennesaw St. (08/31/2024) |
|                     | 1    | James Walley Jr. vs Kennesaw St. (08/31/2024) |
| TACKLES FOR LOSS    | 1.5  | Jimmori Robinson vs Kennesaw St. (08/31/2024) |

# « 2024 OPPONENT SUPERLATIVES »

## Opponent - Game Highs

|                  |      |                           |
|------------------|------|---------------------------|
| RUSHES           | 39   | Kennesaw St. (08/31/2024) |
| YARDS RUSHING    | 51   | Kennesaw St. (08/31/2024) |
| YARDS PER RUSH   | 1.3  | Kennesaw St. (08/31/2024) |
| TD RUSHES        | 0    | Kennesaw St. (08/31/2024) |
| PASS ATTEMPTS    | 28   | Kennesaw St. (08/31/2024) |
| PASS COMPLETIONS | 14   | Kennesaw St. (08/31/2024) |
| YARDS PASSING    | 202  | Kennesaw St. (08/31/2024) |
| YARDS PER PASS   | 7.2  | Kennesaw St. (08/31/2024) |
| TD PASSES        | 1    | Kennesaw St. (08/31/2024) |
| TOTAL PLAYS      | 67   | Kennesaw St. (08/31/2024) |
| TOTAL OFFENSE    | 253  | Kennesaw St. (08/31/2024) |
| YARDS PER PLAY   | 3.8  | Kennesaw St. (08/31/2024) |
| POINTS           | 16   | Kennesaw St. (08/31/2024) |
| SACKS BY         | 5    | Kennesaw St. (08/31/2024) |
| FIRST DOWNS      | 15   | Kennesaw St. (08/31/2024) |
| PENALTIES        | 7    | Kennesaw St. (08/31/2024) |
| PENALTY YARDS    | 44   | Kennesaw St. (08/31/2024) |
| TURNOVERS        | 1    | Kennesaw St. (08/31/2024) |
| PUNTS            | 5    | Kennesaw St. (08/31/2024) |
| PUNTING AVG      | 54.6 | Kennesaw St. (08/31/2024) |
| LONG PUNT        | 59   | Kennesaw St. (08/31/2024) |
| PUNTS INSIDE 20  | 2    | Kennesaw St. (08/31/2024) |
| LONG PUNT RETURN | 1    | Kennesaw St. (08/31/2024) |

## Opponent - Individual Game Highs

|                     |      |   |
|---------------------|------|---|
| RUSHES              | 19   | Davis Bryson vs Kennesaw St. (08/31/2024)     |
| YARDS RUSHING       | 26   | Qua Ashley vs Kennesaw St. (08/31/2024)       |
| TD RUSHES           | none |   |
| LONG RUSH           | 13   | Davis Bryson vs Kennesaw St. (08/31/2024)     |
| PASS ATTEMPTS       | 28   | Davis Bryson vs Kennesaw St. (08/31/2024)     |
| PASS COMPLETIONS    | 14   | Davis Bryson vs Kennesaw St. (08/31/2024)     |
| YARDS PASSING       | 202  | Davis Bryson vs Kennesaw St. (08/31/2024)     |
| TD PASSES           | 1    | Davis Bryson vs Kennesaw St. (08/31/2024)     |
| LONG PASS           | 51   | Davis Bryson vs Kennesaw St. (08/31/2024)     |
| RECEPTIONS          | 4    | Gabriel Benyard vs Kennesaw St. (08/31/2024)  |
| YARDS RECEIVING     | 51   | Qua Ashley vs Kennesaw St. (08/31/2024)       |
| TD RECEPTIONS       | 1    | Carson Kent vs Kennesaw St. (08/31/2024)      |
| LONG RECEPTION      | 51   | Qua Ashley vs Kennesaw St. (08/31/2024)       |
| FIELD GOALS         | 3    | Austin Welch vs Kennesaw St. (08/31/2024)     |
| LONG FIELD GOALS    | 48   | Austin Welch vs Kennesaw St. (08/31/2024)     |
| PUNTS               | 5    | Jacob Ulrich vs Kennesaw St. (08/31/2024)     |
| PUNTING AVG         | 54.6 | Jacob Ulrich vs Kennesaw St. (08/31/2024)     |
| LONG PUNT           | 59   | Jacob Ulrich vs Kennesaw St. (08/31/2024)     |
| PUNTS INSIDE 20     | 2    | Jacob Ulrich vs Kennesaw St. (08/31/2024)     |
| LONG PUNT RETURN    | 1    | Gabriel Benyard vs Kennesaw St. (08/31/2024)  |
| LONG KICKOFF RETURN | none |   |
| TACKLES             | 13   | Baron Hopson vs Kennesaw St. (08/31/2024)     |
| SACKS               | 2    | Donelius Johnson vs Kennesaw St. (08/31/2024) |
| TACKLES FOR LOSS    | 2.5  | Donelius Johnson vs Kennesaw St. (08/31/2024) |
| INTERCEPTIONS       | none |   |

# « 2024 UTSA LONG PLAYS »

## LONG PLAY CHART

| Yards | Play Type | Player                            | Opponent     |
|-------|-----------|-----------------------------------|--------------|
| 61    | Pass      | Henry, Robert from McCown, Owen   | Kennesaw St. |
| 45    | Pass      | McCoy, Willie from McCown, Owen   | Kennesaw St. |
| 35    | Pass      | Cardenas, Oscar from McCown, Owen | Kennesaw St. |
| 29    | Pass      | Allen, DJ from McCown, Owen       | Kennesaw St. |
| 28    | KR        | McCoy, Willie                     | Kennesaw St. |

\* touchdown scored on play

## LONG PLAYS BY THE NUMBERS

| Long Plays By Yards | No. | TD |
|---------------------|-----|----|
| 100+                | 0   | 0  |
| 90-99               | 0   | 0  |
| 80-89               | 0   | 0  |
| 70-79               | 0   | 0  |
| 60-69               | 1   | 0  |
| 50-59               | 0   | 0  |
| 40-49               | 1   | 0  |
| 30-39               | 1   | 0  |
| 20-29               | 2   | 0  |

| Long Plays By Type | No.      | TD       |
|--------------------|----------|----------|
| Rushing            | 0        | 0        |
| Passing            | 4        | 0        |
| Punt returns       | 0        | 0        |
| Kick returns       | 1        | 0        |
| Interceptions      | 0        | 0        |
| Fumble returns     | 0        | 0        |
| Other              | 0        | 0        |
| <b>TOTAL</b>       | <b>5</b> | <b>0</b> |

## LONG PLAYS BY PLAYER

| Player          | No.      | TD       | R        | P        | KR       | PR       | IR       | FR       |
|-----------------|----------|----------|----------|----------|----------|----------|----------|----------|
| McCoy, Willie   | 2        | 0        | 0        | 1        | 1        | 0        | 0        | 0        |
| Cardenas, Oscar | 1        | 0        | 0        | 1        | 0        | 0        | 0        | 0        |
| Allen, DJ       | 1        | 0        | 0        | 1        | 0        | 0        | 0        | 0        |
| Henry, Robert   | 1        | 0        | 0        | 1        | 0        | 0        | 0        | 0        |
| <b>TOTAL</b>    | <b>5</b> | <b>0</b> | <b>0</b> | <b>4</b> | <b>1</b> | <b>0</b> | <b>0</b> | <b>0</b> |

## LONGEST PLAYS

### Rush

17 Henry, Robert vs Kennesaw St. (8/31/2024)

### Rushing Touchdown

5 McCown, Owen vs Kennesaw St. (8/31/2024)

### Pass

61 Henry, Robert from McCown, Owen vs Kennesaw St. (8/31/2024)

### Passing Touchdown

4 McCuin, Devin from McCown, Owen vs Kennesaw St. (8/31/2024)

### Punt Return

2 Carpenter, Chris vs Kennesaw St. (8/31/2024)

### Kick Return

28 McCoy, Willie vs Kennesaw St. (8/31/2024)

### Interception Return

None

### Fumble Return

None

### Punt

47 Hogan, Caile vs Kennesaw St. (8/31/2024)

### Field Goal

None

# « 2024 UTSA GAME CAPSULES »

## SATURDAY, AUG. 31 UTSA 26, KENNESAW STATE 16 SAN ANTONIO (ALAMODOME)

**SAN ANTONIO** — Owen McCown passed for 340 yards and three touchdowns and the UTSA defense held Kennesaw State to 253 total yards in a 28-16 win in the season opener on Saturday in front of 25,911 fans at the Alamodome.

With the win, the Roadrunners notched their 50th all-time home victory and improved to 24-3 in San Antonio under fifth-year head coach Jeff Traylor, who ran his overall record to 40-14.

Making his second start as a Roadrunner, McCown directed three first-half scoring drives that helped UTSA build a 21-3 lead over the Owls in the first meeting between the two teams. The redshirt sophomore connected with 10 different pass-catchers, led by Devin McCuin, who caught a career-high 11 balls for 79 yards and two TDs. Willie McCoy caught four passes for 59 yards with a long of 45, Patrick Overmyer and Houston Thomas had three receptions apiece for 31 and 28 yards, respectively, and Oscar Cardenas surpassed 1,000 career receiving yards with a pair of grabs for 38 yards.

Meanwhile, the defense was near-dominant at times, holding the Owls' dangerous ground game to only 51 rushing yards and a 1.3-yards-per-carry average. The Roadrunners racked up 10 tackles for loss, including three sacks with one apiece by Jimmori Robinson, Martavius French and James Walley Jr. Ken Robinson led UTSA with seven tackles and a TFL, while Owen Pewee and Elliott Davison made six and five stops, respectively.

UTSA marched 53 yards on the game's opening possession to put points on the board first. McCown completed passes for 16 yards to McCuin and 18 yards to Thomas on back-to-back plays to help set up a 2-yard TD pass to McCuin. Chase Allen's extra point made it 7-0.

The Owls answered with a 44-yard field goal by Austin Welch to cap a 44-yard drive that chewed 5:48 off the clock.

The Roadrunners tacked on a second touchdown in the opening frame as McCown found paydirt on a 5-yard run to put an exclamation point on an 11-play, 75-yard march and gave the home side a 14-3 advantage. That drive was highlighted by a 29-yard reception from DJ Allen.

McCown connected with McCuin again for a score early in the second stanza, this time on a 4-yard pass over the middle that extended the lead to 21-3. Robert Henry Jr.'s 61-yard reception down to the 6-yard line keyed the drive.

Welch drilled a 34-yard field in the final minute of the opening half to provide the 21-6 halftime margin.

Welch hit his third field goal of the day with a 31-yarder at the 2:06 mark of a low-scoring third quarter that pulled the visitors within 21-9.

Kennesaw State made things interesting in the fourth quarter when Carson Kent hauled in a 25-yard touchdown pass over the middle. Welch's PAT pulled the Owls within five points with 9:23 remaining.

UTSA put the game away when McCown found Cardenas wide open in the end zone on a 3-yard pass with 3:52 left to play.

Davis Bryson completed 14 of 28 passes for 202 yards and a touchdown for the Owls, while Baron Hopson recorded a game-best 13 tackles.

The Roadrunners will hit the road to face Texas State next Saturday, Sept. 7, in San Marcos. Kickoff is set for 3 p.m. and the game will be televised nationally on ESPN.

| Attendance: 25,911   | 1  | 2 | 3 | 4 | Final |
|----------------------|----|---|---|---|-------|
| Kennesaw State (0-1) | 3  | 3 | 3 | 7 | 16    |
| UTSA (1-0)           | 14 | 7 | 0 | 7 | 28    |

### SCORING SUMMARY

|     |       |      |  |         |
|-----|-------|------|--|---------|
| 1st | 12:00 | UTSA | McCuin, Devin 2 yd pass from (Allen, Chase kick)   | 0 - 7   |
|     | 06:12 | KSU  | Welch, Austin 48 yd field goal                     | 3 - 7   |
|     | 01:13 | UTSA | McCown, Owen 5 yd run (Allen, Chase kick)          | 3 - 14  |
| 2nd | 10:40 | UTSA | McCuin, Devin 4 yd pass from (Allen, Chase kick)   | 3 - 21  |
|     | 00:59 | KSU  | Welch, Austin 34 yd field goal                     | 6 - 21  |
| 3rd | 02:06 | KSU  | Welch, Austin 31 yd field goal                     | 9 - 21  |
| 4th | 09:23 | KSU  | Kent, Carson 25 yd pass from (Welch, Austin kick)  | 16 - 21 |
|     | 03:52 | UTSA | Cardenas, Oscar 3 yd pass from (Allen, Chase kick) | 16 - 28 |

|                                 | KSU     | UTSA    |
|---------------------------------|---------|---------|
| FIRST DOWNS.....                | 15      | 17      |
| RUSHES-YARDS (NET).....         | 39-51   | 34-76   |
| PASSING YDS (NET).....          | 202     | 340     |
| PASSES ATT-COMP-INT.....        | 28-14-0 | 38-28-0 |
| TOTAL OFFENSE PLAYS-YARDS.....  | 67-253  | 72-416  |
| FUMBLE RETURNS-YARDS.....       | 0-0     | 0-0     |
| PUNT RETURNS-YARDS.....         | 0-1     | 0-2     |
| KICKOFF RETURNS-YARDS.....      | 0-0     | 3-58    |
| INTERCEPTION RETURNS-YARDS..... | 0-0     | 0-0     |
| PUNTS (NUMBER-AVG).....         | 5-54.6  | 5-39.4  |
| FUMBLES-LOST.....               | 3-1     | 2-1     |
| PENALTIES-YARDS.....            | 7-44    | 10-109  |
| POSSESSION TIME.....            | 29:00   | 31:00   |
| THIRD-DOWN CONVERSIONS.....     | 6 OF 17 | 4 OF 14 |
| FOURTH-DOWN CONVERSIONS.....    | 0 OF 2  | 1 OF 1  |
| RED-ZONE SCORES-CHANCES.....    | 2-3     | 4-4     |
| SACKS BY: NUMBER-YARDS.....     | 5-0     | 3-0     |

**RUSHING: Kennesaw St.**- Ashley, Qua 10-26; Bryson, Davis 19-21; Daniels, Preston 5-14; Benefield, Michael 3-6; TEAM 2-minus 16. **UTSA**-Henry, Robert 6-30; Barnes, Kevorian 4-22; Griffin, Rocco 5-12; High, Brandon 3-9; Henderson III, W 3-5; McCown, Owen 10-0; Donnell, Bryson 2-minus 1; TEAM 1-minus 1.

**PASSING: Kennesaw St.**-Bryson, Davis 14-28-0-202. **UTSA**- McCown, Owen 28-38-0-340.

**RECEIVING: Kennesaw St.**-Benyard, Gabriel 4-39; Kent, Carson 3-40; Wallace, Tykeem 2-38; Moss, Christian 2-19; Bohannon, Blake 2-15; Ashley, Qua 1-51. **UTSA**- McCuin, Devin 11-79; McCoy, Willie 4-59; Overmyer, Patric 3-31; Thomas, Houston 3-28; Cardenas, Oscar 2-38; Henry, Robert 1-61; Allen, DJ 1-29; Barnes, Kevorian 1-13; Wilson, Jace 1-4; Carpenter, Chris 1-minus 2.

**INTERCEPTIONS: Kennesaw St.**-None. **UTSA**-None.

**FUMBLES: Kennesaw St.**-Ashley, Qua 1-0; TEAM 1-0; Benyard, Gabriel 1-1. **UTSA**-Barnes, Kevorian 1-1; McCown, Owen 1-0.

# « UTSA CAREER HIGHS »

## **#82 Chase Allen** **R-Jr. • PK**

Field Goals Made \_\_\_\_\_ 3 at North Texas (11/4/23)  
 Longest Field Goal \_\_\_\_\_ 53 vs. UAB (10/14/23)  
 PATs \_\_\_\_\_ 7 (2x), last vs. USF (11/17/23)

## **#15 DJ Allen** **R-So. • WR**

Receptions \_\_\_\_\_ 1 (3x), last vs. Kennesaw St. (8/31/24)  
 Receiving Yards \_\_\_\_\_ 29 vs. Kennesaw St. (8/31/24)  
 Longest Reception \_\_\_\_\_ 29 vs. Kennesaw St. (8/31/24)

## **#18 David Amador II** **So. • WR**

Rushes \_\_\_\_\_ 1 (2x), last vs. USF (11/17/23)  
 Rushing Yards \_\_\_\_\_ 23 vs. USF (11/17/23)  
 Longest Rush \_\_\_\_\_ 23 vs. USF (11/17/23)  
 Receptions \_\_\_\_\_ 3 vs. USF (11/17/23)  
 Receiving Yards \_\_\_\_\_ 44 vs. USF (11/17/23)  
 Receiving TDs \_\_\_\_\_ 1 vs. Marshall (12/19/23)  
 Longest Reception \_\_\_\_\_ 25 vs. USF (11/17/23)

## **#4 Kevorian Barnes** **R-Jr. • RB**

Rushes \_\_\_\_\_ 28 vs. North Texas (12/2/22)  
 Rushing Yards \_\_\_\_\_ 175 vs. North Texas (12/2/22)  
 Rushing TDs \_\_\_\_\_ 2 (4x), last at North Texas (11/4/23)  
 Longest Rush \_\_\_\_\_ 53 vs. Troy (12/16/22)  
 Receptions \_\_\_\_\_ 4 at Tennessee (9/23/23)  
 Receiving Yards \_\_\_\_\_ 34 at UAB (11/5/22)  
 Longest Reception \_\_\_\_\_ 42 at UAB (11/5/22)

## **#10 Kendrick Blackshire** **Sr. • ILB**

Tackles \_\_\_\_\_ 5 vs. Middle Tennessee\* (9/2/23)  
 TFLs \_\_\_\_\_ 1 (2x), last vs. Ole Miss\* (9/17/23)

*\* while at Alabama*

## **#2 Brandon Brown** **Sr. • DL**

Tackles \_\_\_\_\_ 4 (2x), last at North Texas (11/27/21)  
 Sacks \_\_\_\_\_ 1.5 vs. Houston (9/3/22)  
 TFLs \_\_\_\_\_ 1.5 (2x), last vs. Houston (9/3/22)

## **#43 Kaleb Brown** **R-So. • ILB**

Tackles \_\_\_\_\_ 2 vs. UAB (10/14/23)

## **#98 Jameian Buxton** **So. • DL**

Tackles \_\_\_\_\_ 1 (3x), last vs. Kennesaw St. (8/31/24)

## **#0 Oscar Cardenas** **R-Sr. • TE**

Rushes \_\_\_\_\_ 1 (4x), last vs. East Carolina (10/28/23)  
 Rushing Yards \_\_\_\_\_ 3 at Tennessee (9/23/23)  
 Longest Rush \_\_\_\_\_ 3 at Tennessee (9/23/23)  
 Receptions \_\_\_\_\_ 6 vs. North Texas (12/2/22)  
 Receiving Yards \_\_\_\_\_ 86 at UAB (11/5/22)  
 Receiving TDs \_\_\_\_\_ 1 (7x), last vs. Kennesaw St. (8/31/24)  
 Longest Reception \_\_\_\_\_ 54 at UAB (11/5/22)

## **#5 Chris Carpenter** **Sr. • WR**

Rushes \_\_\_\_\_ 1 (3x), last vs. Troy (12/16/22)  
 Rushing Yards \_\_\_\_\_ 8 (2x), last vs. WKU (10/8/22)  
 Longest Rush \_\_\_\_\_ 8 (2x), last vs. WKU (10/8/22)  
 Receptions \_\_\_\_\_ 7 vs. Troy (12/16/22)  
 Receiving Yards \_\_\_\_\_ 59 vs. Troy (12/16/22)  
 Longest Reception \_\_\_\_\_ 22 vs. Troy (12/16/22)  
 Longest Punt Return \_\_\_\_\_ 50 (TD) vs. Rice (11/11/23)  
 Longest Kick Return \_\_\_\_\_ 97 (TD) vs. Texas Southern (9/24/22)

## **#1 De'Corian "JT" Clark** **R-Sr. • WR**

Rushes \_\_\_\_\_ 1 (3x), last vs. San Diego State (12/21/21)  
 Rushing Yards \_\_\_\_\_ 12 vs. UTEP (11/14/20)  
 Longest Rush \_\_\_\_\_ 12 vs. UTEP (11/14/20)  
 Receptions \_\_\_\_\_ 9 vs. Texas Southern (9/24/22)  
 Receiving Yards \_\_\_\_\_ 217 vs. Texas Southern (9/24/22)  
 Receiving TDs \_\_\_\_\_ 3 (2x), last vs. Texas Southern (9/24/22)  
 Longest Reception \_\_\_\_\_ 69 vs. Texas Southern (9/24/22)

## **#95 Christian Clayton** **R-Sr. • DL**

Tackles \_\_\_\_\_ 4 (3x), last vs. Texas Southern (9/24/22)  
 Sacks \_\_\_\_\_ 1 (2x), last vs. North Texas (11/28/20)  
 TFLs \_\_\_\_\_ 2 (2x), last vs. Army (10/17/20)

## **#23 Camron Cooper** **R-So. • ILB**

Receptions \_\_\_\_\_ 1 vs. Louisiana Tech (11/12/22)  
 Receiving Yards \_\_\_\_\_ 4 vs. Louisiana Tech (11/12/22)  
 Longest Reception \_\_\_\_\_ 4 vs. Louisiana Tech (11/12/22)  
 Longest Kick Return \_\_\_\_\_ 22 vs. UAB (10/14/23)  
 Tackles \_\_\_\_\_ 1 at Tulane (11/24/23)

## **#13 Demetrius Davis Jr.** **R-Jr. • QB**

Rushes \_\_\_\_\_ 15 vs. Alabama A&M\* (10/29/22)  
 Rushing Yards \_\_\_\_\_ 64 vs. Miles\* (9/9/23)  
 Rushing TDs \_\_\_\_\_ 2 vs. Bethune-Cookman\* (11/5/22)  
 Longest Rush \_\_\_\_\_ 38 vs. UAPB\* (11/24/22)  
 Passing Attempts \_\_\_\_\_ 30 vs. UAPB\* (11/24/22)  
 Completions \_\_\_\_\_ 18 vs. UAPB\* (11/24/22)  
 Passing Yards \_\_\_\_\_ 272 vs. UAPB\* (11/24/22)  
 Passing TDs \_\_\_\_\_ 2 (2x), last vs. Southern\* (9/2/23)  
 Longest Pass \_\_\_\_\_ 67 vs. UAPB\* (11/24/22)  
 Receptions \_\_\_\_\_ 1 vs. Alabama A&M\* (10/28/23)  
 Receiving Yards \_\_\_\_\_ 22 vs. Alabama A&M\* (10/28/23)  
 Longest Reception \_\_\_\_\_ 22 vs. Alabama A&M\* (10/28/23)

*\* while at Alabama State*

## **#6 Elliott Davison** **Sr. • S**

Tackles \_\_\_\_\_ 11 at Sacramento State\* (12/9/22)  
 TFLs \_\_\_\_\_ 2 at Youngstown State\* (9/2/21)  
 Interceptions \_\_\_\_\_ 2 vs. SFA\* (11/27/21)  
 PBUs \_\_\_\_\_ 2 (3x), last at North Dakota State\* (12/16/22)

*\* while at UIW*

## **#80 Dan Dishman** **R-Jr. • TE**

Receptions \_\_\_\_\_ 2 (6x), last vs. USF (11/17/23)  
 Receiving Yards \_\_\_\_\_ 49 at FIU (10/14/22)  
 Receiving TDs \_\_\_\_\_ 1 at FIU (10/14/22)  
 Longest Reception \_\_\_\_\_ 42 at FIU (10/14/22)

## **#22 Bryson Donnell** **So. • RB**

Rushes \_\_\_\_\_ 8 (2x), last vs. Murray State\* 9/3/22)  
 Rushing Yards \_\_\_\_\_ 49 vs. West Virginia\* (10/22/22)  
 Longest Rush \_\_\_\_\_ 38 vs. West Virginia\* (10/22/22)

*\* while at Texas Tech*

## **#13 Syrus Dumas** **Sr. • CB**

Tackles \_\_\_\_\_ 10 vs. FIU\* (10/1/22)  
 TFLs \_\_\_\_\_ 2 (2x), last vs. FIU (10/1/22)  
 Interceptions \_\_\_\_\_ 1 (4x), last at UMass (10/29/22)

*\* while at New Mexico State*

## **#1 Joe Evans** **Sr. • DL**

Tackles \_\_\_\_\_ 6 vs. Army (9/15/23)  
 Sacks \_\_\_\_\_ 1 (3x), last at FAU (10/21/23)  
 TFLs \_\_\_\_\_ 1.5 (2x), last at FAU (10/21/23)

## **#3 Zah Frazier** **R-Jr. • CB**

Tackles \_\_\_\_\_ 3 vs. Texas Southern (9/24/22)  
 PBUs \_\_\_\_\_ 1 vs. USF (11/17/23)

## **#5 Martavius French** **Sr. • ILB**

Tackles \_\_\_\_\_ 10 (2x), last at Temple (10/7/23)  
 Sacks \_\_\_\_\_ 1 (2x), last vs. Kennesaw St. (8/31/24)  
 TFLs \_\_\_\_\_ 1 (5x), last vs. Kennesaw St. (8/31/24)  
 PBUs \_\_\_\_\_ 1 (4x), last vs. USF (11/17/23)

## **#26 Bryce Grays** **R-So. • SB**

Tackles \_\_\_\_\_ 3 vs. Kennesaw St. (8/31/24)  
 TFLs \_\_\_\_\_ 0.5 vs. Kennesaw St. (8/31/24)

## **#24 Rocko Griffin** **R-Jr. • RB**

Rushes \_\_\_\_\_ 30 at Tennessee\* (11/27/21)  
 Rushing Yards \_\_\_\_\_ 117 at Ole Miss\* (11/20/21)  
 Rushing TDs \_\_\_\_\_ 1 (11x), last vs. Marshall (12/19/23)  
 Longest Rush \_\_\_\_\_ 69 vs. East Carolina (10/28/23)  
 Receptions \_\_\_\_\_ 3 (2x), last at Tulane (11/24/23)  
 Receiving Yards \_\_\_\_\_ 18 at Ole Miss\* (11/20/21)  
 Longest Reception \_\_\_\_\_ 16 at Ole Miss\* (11/20/21)

*\* while at Vanderbilt*

## **#21 Denver Harris** **Jr. • CB**

Tackles \_\_\_\_\_ 5 vs. Arkansas\* (9/23/23)

*\* while at LSU*

## **#27 Will Henderson III** **Fr. • RB**

Rushes \_\_\_\_\_ 3 vs. Kennesaw St. (8/31/24)  
 Rushing Yards \_\_\_\_\_ 5 vs. Kennesaw St. (8/31/24)  
 Longest Rush \_\_\_\_\_ 3 vs. Kennesaw St. (8/31/24)

## **#6 Robert Henry** **Sr. • RB**

Rushes \_\_\_\_\_ 19 vs. Rice (11/11/23)  
 Rushing Yards \_\_\_\_\_ 99 vs. UAB (10/14/23)  
 Rushing TDs \_\_\_\_\_ 2 (2x), last vs. Marshall (12/19/23)  
 Longest Rush \_\_\_\_\_ 43 at Temple (10/7/23)  
 Receptions \_\_\_\_\_ 3 (4x), last vs. USF (11/17/23)  
 Receiving Yards \_\_\_\_\_ 61 vs. Kennesaw St. (8/31/24)  
 Longest Reception \_\_\_\_\_ 61 vs. Kennesaw St. (8/31/24)

## **#28 Brandon High** **R-Fr. • RB**

Rushes \_\_\_\_\_ 5 vs. East Carolina (10/28/23)  
 Rushing Yards \_\_\_\_\_ 10 vs. East Carolina (10/28/23)  
 Longest Rush \_\_\_\_\_ 5 vs. East Carolina (10/28/23)

## **#25 Caille Hogan** **Jr. • P**

Punts \_\_\_\_\_ 5 vs. Kennesaw St. (8/31/24)  
 Punting Average \_\_\_\_\_ 39.4 vs. Kennesaw St. (8/31/24)  
 Longest Punt \_\_\_\_\_ 47 vs. Kennesaw St. (8/31/24)  
 Punts Inside 20 \_\_\_\_\_ 1 vs. Kennesaw St. (8/31/24)

## **#24 Ian Jackson** **R-Jr. • ILB**

Tackles \_\_\_\_\_ 1 vs. Mississippi State (10/22/22)

*\* while at Alabama*

## **#99 Tai Leonard** **Jr. • DL**

Tackles \_\_\_\_\_ 2 (4x), last vs. East Carolina (10/28/23)  
 Sacks \_\_\_\_\_ 1 (2x), last vs. Rice (11/11/23)  
 TFLs \_\_\_\_\_ 1 (2x), last vs. Rice (11/11/23)

# « UTSA CAREER HIGHS »

## #41 Fred Lewis Sr. • ILB

Tackles \_\_\_\_\_ 7 at Southwestern Okla.\* (11/4/23)  
 Sacks \_\_\_\_\_ 1 at Southwestern Okla.\* (11/4/23)  
 TFLs \_\_\_\_\_ 1.5 at Southwestern Okla.\* (11/4/23)

\* while at Henderson State

## #14 Jermarius Lewis Jr. • S

Tackles \_\_\_\_\_ 9 at Nevada\* (10/28/23)  
 Sacks \_\_\_\_\_ 1 vs. Hawaii\* (10/21/23)  
 TFLs \_\_\_\_\_ 1.5 at Nevada\* (10/28/23)  
 Interceptions \_\_\_\_\_ 2 vs. Hawaii\* (10/21/23)

\* while at New Mexico

## #0 Jamal Ligon Sr. • LB

Tackles \_\_\_\_\_ 19 vs. Middle Tennessee (9/25/20)  
 Sacks \_\_\_\_\_ 1.5 vs. Middle Tennessee (9/25/20)  
 TFLs \_\_\_\_\_ 2.5 at Tulane (11/24/23)  
 Interceptions \_\_\_\_\_ 1 vs. UAB (11/20/21)  
 PBUs \_\_\_\_\_ 1 (4x), last at Houston (9/2/23)

## #9 Eddie Lee Marburger R-Jr. • QB

Rushes \_\_\_\_\_ 3 (4x), last vs. Army (9/15/23)  
 Rushing Yards \_\_\_\_\_ 17 vs. Louisiana Tech (11/12/22)  
 Longest Rush \_\_\_\_\_ 12 (3x), last vs. Louisiana Tech (11/12/22)  
 Passing Attempts \_\_\_\_\_ 25 vs. Army (9/15/23)  
 Completions \_\_\_\_\_ 17 vs. Army (9/15/23)  
 Passing Yards \_\_\_\_\_ 239 vs. Army (9/15/23)  
 Passing TDs \_\_\_\_\_ 3 vs. Army (9/15/23)  
 Longest Pass \_\_\_\_\_ 72 vs. Army (9/15/23)

## #30 Davin Martin R-Fr. • CB

Tackles \_\_\_\_\_ 2 vs. Marshall (12/19/23)

## #2 Owen McCown R-So. • QB

Rushes \_\_\_\_\_ 10 (2x), last vs. Kennesaw St. (8/31/24)  
 Rushing Yards \_\_\_\_\_ 43 at Arizona\* (10/1/22)  
 Rushing TDs \_\_\_\_\_ 1 (3x), last vs. Kennesaw St. (8/31/24)  
 Longest Rush \_\_\_\_\_ 26 vs. Marshall (12/19/23)  
 Passing Attempts \_\_\_\_\_ 42 vs. UCLA\* (9/24/22)  
 Completions \_\_\_\_\_ 28 vs. Kennesaw St. (8/31/24)  
 Passing Yards \_\_\_\_\_ 340 vs. Kennesaw St. (8/31/24)  
 Passing TDs \_\_\_\_\_ 3 vs. Kennesaw St. (8/31/24)  
 Longest Pass \_\_\_\_\_ 61 vs. Kennesaw St. (8/31/24)

\* while at Colorado

## #19 Willie McCoy Sr. • WR

Rushes \_\_\_\_\_ 1 (2x), last at FAU (10/21/23)  
 Rushing Yards \_\_\_\_\_ 8 at Tennessee (9/23/23)  
 Longest Rush \_\_\_\_\_ 8 at Tennessee (9/23/23)  
 Receptions \_\_\_\_\_ 4 (2x), last vs. Kennesaw St. (8/31/24)  
 Receiving Yards \_\_\_\_\_ 59 vs. Kennesaw St. (8/31/24)  
 Receiving TDs \_\_\_\_\_ 1 (2x), last at FAU (10/21/23)  
 Longest Reception \_\_\_\_\_ 45 vs. Kennesaw St. (8/31/24)  
 Longest Kick Return \_\_\_\_\_ 58 vs. UAB (10/14/23)

## #3 Devin McCuin So. • WR

Rushes \_\_\_\_\_ 1 at Houston (9/2/23)  
 Rushing Yards \_\_\_\_\_ 10 at Houston (9/2/23)  
 Longest Rush \_\_\_\_\_ 10 at Houston (9/2/23)  
 Receptions \_\_\_\_\_ 11 vs. Kennesaw St. (8/31/24)  
 Receiving Yards \_\_\_\_\_ 94 at Temple (10/7/23)  
 Receiving TDs \_\_\_\_\_ 2 vs. Kennesaw St. (8/31/24)  
 Longest Reception \_\_\_\_\_ 72 vs. Army (9/15/23)

## #20 Zach Morris Jr. • CB

Tackles \_\_\_\_\_ 6 (2x), last at Wyoming\* (9/30/23)  
 TFLs \_\_\_\_\_ 1 (3x), last at Nevada\* (10/28/23)  
 Interceptions \_\_\_\_\_ 1 vs. Hawaii\* (10/21/23)

\* while at New Mexico

## #89 Patrick Overmyer R-Fr. • TE

Receptions \_\_\_\_\_ 3 vs. Kennesaw St. (8/31/24)  
 Receiving Yards \_\_\_\_\_ 31 vs. Kennesaw St. (8/31/24)  
 Longest Reception \_\_\_\_\_ 16 vs. Kennesaw St. (8/31/24)

## #9 Owen Pewee R-So. • SB

Tackles \_\_\_\_\_ 7 vs. USF (11/17/23)  
 Sacks \_\_\_\_\_ 1 vs. East Carolina (10/28/23)  
 TFLs \_\_\_\_\_ 2 vs. East Carolina (10/28/23)  
 Interceptions \_\_\_\_\_ 1 at FAU (10/21/23)

## #11 Brevin Randle R-Sr. • ILB

Tackles \_\_\_\_\_ 12 vs. UIW\* (11/9/19)  
 Sacks \_\_\_\_\_ 1 (4x), last at UTEP^ (9/29/23)  
 TFLs \_\_\_\_\_ at UTEP^ (9/29/23)  
 Interceptions \_\_\_\_\_ 1 (2x), last at Memphis\* (11/21/20)

\* while at SFA

^ while at Louisiana Tech

## #11 Jaren Randle R-Jr. • WR

Receptions \_\_\_\_\_ 2 vs. USF (11/17/23)  
 Receiving Yards \_\_\_\_\_ 15 vs. USF (11/17/23)  
 Longest Reception \_\_\_\_\_ 8 vs. USF (11/17/23)

## #8 Jimmori Robinson R-Sr. • OLB

Tackles \_\_\_\_\_ 7 at Army (9/10/22)  
 Sacks \_\_\_\_\_ 1 (4x), last vs. Kennesaw St. (8/31/24)  
 TFLs \_\_\_\_\_ 2 at Temple (10/7/23)  
 PBUs \_\_\_\_\_ 1 (4x), last at Tulane (11/24/23)

## #4 Ken Robinson R-Sr. • S

Tackles \_\_\_\_\_ 12 at UAB (11/5/22)  
 TFLs \_\_\_\_\_ 1.5 vs. Rice (10/16/21)  
 Interceptions \_\_\_\_\_ 1 vs. North Texas (12/2/22)  
 PBUs \_\_\_\_\_ 2 at UTEP (11/6/21)

## #27 Jakevian Rodgers R-Fr. • CB

Tackles \_\_\_\_\_ 1 vs., Marshall (12/19/23)

## #21 Justin Rodriguez R-Sr. • RB

Rushes \_\_\_\_\_ 7 (2x), last at Rice (11/19/22)  
 Rushing Yards \_\_\_\_\_ 24 vs. Louisiana Tech (11/12/22)  
 Rushing TDs \_\_\_\_\_ 1 vs. Louisiana Tech (11/12/22)  
 Longest Rush \_\_\_\_\_ 11 vs. Louisiana Tech (11/12/22)  
 Receptions \_\_\_\_\_ 1 (2x), last at Rice (11/19/22)  
 Receiving Yards \_\_\_\_\_ 9 vs. Lamar (9/11/21)  
 Longest Reception \_\_\_\_\_ 9 vs. Lamar (9/11/21)

## #29 Tate Sandell R-So. • PK

Field Goals Made \_\_\_\_\_ 1 vs. Rice (11/11/23)  
 Longest Field Goal \_\_\_\_\_ 47 vs. Rice (11/11/23)  
 PATs Made \_\_\_\_\_ 2 at Houston (9/2/23)  
 Kickoffs \_\_\_\_\_ 9 (2x), last vs. East Carolina (10/28/23)  
 Touchbacks \_\_\_\_\_ 6 vs. East Carolina (10/28/23)  
 Tackles \_\_\_\_\_ 1 (3x), last vs. Marshall (12/19/23)

## #31 Vic Shaw R-Fr. • SB

Tackles \_\_\_\_\_ 2 (2x), last vs. Kennesaw St. (8/31/24)

## #17 Asyrus Simon Sr. • DL

Tackles \_\_\_\_\_ 7 vs. Houston (9/3/22)  
 Sacks \_\_\_\_\_ 1 at Tennessee (9/23/23)  
 TFLs \_\_\_\_\_ 1.5 at FAU (10/21/23)  
 PBUs \_\_\_\_\_ 1 (4x), last vs. Army (9/15/23)

## #84 JJ Sparkman Sr. • WR

Receptions \_\_\_\_\_ 4 vs. Texas\* (9/24/22)  
 Receiving Yards \_\_\_\_\_ 46 at TCU\* (11/5/22)  
 Receiving TDs \_\_\_\_\_ 1 (3x), last at TCU\* (11/5/22)  
 Longest Reception \_\_\_\_\_ 33 at TCU\* (11/5/22)

\* while at Texas Tech

## #51 Travon Sylvester R-So. • DL

Tackles \_\_\_\_\_ 1 vs. UAB (10/14/23)

## #7 Donyai Taylor Sr. • SB

Tackles \_\_\_\_\_ 10 vs. UAB (10/14/23)  
 Sacks \_\_\_\_\_ 1 (2x), last vs. Rice (11/11/23)  
 TFLs \_\_\_\_\_ 3 (2x), last vs. UAB (10/14/23)  
 Interceptions \_\_\_\_\_ 1 (2x), last at North Texas (11/4/23)

## #88 Houston Thomas R-So. • TE

Receptions \_\_\_\_\_ 3 (2x), last vs. Kennesaw St. (8/31/24)  
 Receiving Yards \_\_\_\_\_ 28 vs. Kennesaw St. (8/31/24)  
 Longest Reception \_\_\_\_\_ 26 vs. East Carolina (10/28/23)

## #44 Ronald Triplette R-Jr. • DL

Tackles \_\_\_\_\_ 6 vs. Texas Southern (9/24/22)  
 Sacks \_\_\_\_\_ 1 at FAU (10/21/23)  
 TFLs \_\_\_\_\_ 1 at FAU (10/21/23)  
 PBUs \_\_\_\_\_ 1 (2x), last vs. USF (11/17/23)

## #34 James Walley Jr. R-Fr. • SB

Tackles \_\_\_\_\_ 1 (2x), last vs. Kennesaw St. (8/31/24)  
 Sacks \_\_\_\_\_ 1 vs. Kennesaw St. (8/31/24)  
 TFLs \_\_\_\_\_ 1 vs. Kennesaw St. (8/31/24)

## #12 Marcellus Wilkerson Jr. • SB

Tackles \_\_\_\_\_ 4 at Temple (10/7/23)  
 TFLs \_\_\_\_\_ 1 vs. Kennesaw St. (8/31/24)

## #10 Jace Wilson R-So. • WR

Rushes \_\_\_\_\_ 1 at Rice (11/19/22)  
 Receptions \_\_\_\_\_ 1 (3x), last vs. Kennesaw St. (8/31/24)  
 Receiving Yards \_\_\_\_\_ 13 (2x), last vs. Marshall (12/19/23)  
 Longest Reception \_\_\_\_\_ 13 (2x), last vs. Marshall (12/19/23)

## #42 Daemian Wimberly R-Fr. • DL

Tackles \_\_\_\_\_ 1 vs. Kennesaw St. (8/31/24)

## #18 Jimmy Wyrick R-So. • S

Tackles \_\_\_\_\_ at USC\* (9/11/21)  
 Interceptions \_\_\_\_\_ at Vanderbilt\* (9/18/21)  
 Forced Fumbles \_\_\_\_\_ 1 vs. Kennesaw St. (8/31/24)

\* while at Stanford

# « THE LAST TIME »

## SURPASSED 500-YARDS TOTAL OFFENSE

By UTSA 643, vs. South Florida (11/17/23)  
By Opp. 542, Temple (10/7/23)

## SURPASSED 600-YARDS TOTAL OFFENSE

By UTSA 643, vs. South Florida (11/17/23)  
By Opp. 670, WKU (10/9/21)

## SCORED 50 OR MORE POINTS

By UTSA 51, vs. Louisiana Tech (11/12/22)  
By Opp. 63, Baylor (9/07/19)

## TEAM RUSHED FOR 300 YARDS

By UTSA 304, vs. WKU (12/3/21)  
By Opp. 303, Tennessee (9/23/23)

## 50+ RUSHES

By UTSA 51, at North Texas (11/4/23)  
By Opp. 65, Army (9/15/23)

## 5+ RUSHING TDS

By UTSA 5, vs. Louisiana Tech (11/12/22)  
By Opp. 6, North Texas (11/27/21)

## TEAM PASSED FOR 400 YARDS

By UTSA 41, vs. South Florida (11/17/23)  
By Opp. 472, Temple (10/7/23)

## 100-YARD RUSHER

By UTSA 112, Frank Harris vs. South Florida (11/17/23)  
By Opp. 166, Makhii Hughes, Tulane (11/24/23)

## TWO 100-YARD RUSHERS

By UTSA Sincere McCormick (189) & Lowell Narcisse (115), at UTEP (10/5/19)  
By Opp. 107, Hayden Reed, Army; 100, Bryson Daily, Army (9/15/23)

## THREE 100-YARD RUSHERS

By UTSA N/A  
By Opp. N/A

## 200-YARD RUSHER

By UTSA 204, Sincere McCormick, vs. WKU (12/3/21)  
By Opp. 217, Isaiah Spiller, Texas A&M (11/2/19)

## 50-YARD RUSH PLAY

By UTSA 53, Kevorian Barnes, vs. Troy (12/16/22)  
By Opp. 64, Rasheen Ali, Marshall (12/19/23)

## 60-YARD RUSH PLAY

By UTSA 69, Rocko Griffin, vs. East Carolina (10/28/23)  
By Opp. 64, Rasheen Ali, Marshall (12/19/23)

## 70-YARD RUSH PLAY

By UTSA 75, Sincere McCormick, at UTEP (11/6/21)  
By Opp. 78, Bijan Robinson, Texas (9/17/22)

## 80-YARD RUSH PLAY

By UTSA 81, Sincere McCormick vs. Rice (10/16/21)  
By Opp. 81, Joe Milton III, Tennessee (9/23/23)

## 90-YARD RUSH PLAY

By UTSA 92 yards, Jarveon Williams vs. Southern Miss (10/08/16)  
By Opp. N/A

## THREE RUSHING TDS

By UTSA 3, Frank Harris vs. South Florida (11/17/23)  
By Opp. 3, Bijan Robinson, Texas (9/17/22)

## 300-YARD PASSER

By UTSA 340, Owen McCown vs. Kennesaw State (8/31/24)  
By Opp. 332, Jacob Zeno, UAB (11/5/22)

## 400-YARD PASSER

By UTSA 411, Frank Harris vs. South Florida (11/17/23)  
By Opp. 472, EJ Warner, Temple (10/7/23)

## 500-YARD PASSER

By UTSA N/A  
By Opp. 577, Bailey Zappe, WKU (12/3/21)

## SCORED ON OVER A 70-YARD PASS PLAY

By UTSA 84 yards, Frank Harris to Joshua Cephus, vs. East Carolina (10/28/23)  
By Opp. 77 yards, Tyler Tyhier to Ay'Jaun Marshall, Army (9/10/22)

## THREE OR MORE TD PASSES

By UTSA 3, Owen McCown vs. Kennesaw State (8/31/24)  
By Opp. 5, EJ Warner, Temple (10/7/23)

## FOUR OR MORE TD PASSES

By UTSA 4, Frank Harris vs. East Carolina (10/28/23)  
By Opp. 5, EJ Warner, Temple (10/7/23)

## 100-YARD RECEIVER

By UTSA Joshua Cephus (102) vs. Marshall (12/19/23)  
By Opp. Jayden Harrison (132), Marshall (12/19/23)

## 200-YARD RECEIVER

By UTSA De'Corian Clark (217) vs. Texas Southern (9/24/22)  
By Opp. N/A

## 100 YARDS RECEIVING BY TWO OR MORE PLAYERS

By UTSA Tykee Ogle-Kelllogg (142) & Zakhari Franklin (126) vs. UTEP (11/26/22)  
By Opp. John Adams (127) & David Martin-Robinson (112), Temple (10/7/23)

## 100 YARDS RUSHING AND 250 YARDS PASSING

By UTSA Frank Harris (411 passing, 112 rushing), vs. South Florida (11/17/23)  
By Opp. N/A

## 10 OR MORE RECEPTIONS

By UTSA (11) Devin McCuin vs. Kennesaw State (8/31/24)  
By Opp. (10) Sean Atkins, South Florida (11/17/23)

## THREE OR MORE TD RECEPTIONS

By UTSA 3, Zakhari Franklin vs. North Texas (12/2/22)  
By Opp. 3, Denzel Mims, Baylor (9/07/19)

## THREE FIELD GOALS

By UTSA 3, Chase Allen at North Texas (11/4/23)  
By Opp. 3, Valentino Ambrosio, Tulane (11/24/23)

## FOUR FIELD GOALS

By UTSA 4, Sean Ianno vs. Southern Miss (11/13/14)  
By Opp. 4, Jacob Barnes, Louisiana Tech (10/24/20)

## 50+ YARD FIELD GOAL

By UTSA 53, Chase Allen, vs. UAB (10/14/23)  
By Opp. 51, Andrew Conrad, East Carolina (10/28/23)

## MADE 15+ TACKLES

By UTSA 16, Kelechi Nwachuku, vs. Army (10/17/20)  
By Opp. 16, Brian Holloway, Texas State (9/9/23)

## TEAM INTERCEPTED THREE PASSES

By UTSA 3, vs. Louisiana Tech (11/12/22)  
By Opp. 3, Tulane (11/24/23)

## BLOCKED KICK (PUNT/FG/PAT) RETURNED FOR SCORE

By UTSA [FG] Michael Egwaugu [82-yard return]  
(blocked by Kevin Strong Jr.), at Louisiana Tech (11/12/16)  
By Opp. [PUNT] Markell Rice [8-yard return]  
(blocked by Chris Williams), McMurry (9/10/11)

## BLOCKED FIELD GOAL

By UTSA Tariq Woolen, at Marshall (11/17/18)  
By Opp. Zaylin Wood, Middle Tennessee (9/18/21)

## BLOCKED POINT AFTER TOUCHDOWN

By UTSA Peter Gray, vs. Middle Tennessee (9/25/20)  
By Opp. Ryan Duran, Army (10/17/20)

## RECOVERED AN ONSIDE KICK

By UTSA at UAB (11/5/22)

## SCORED A SAFETY

By UTSA at Florida Atlantic (10/21/23)  
By Opp. Colorado State (9/26/15)

## PUNT RETURNED FOR TD

By UTSA Chris Carpenter (50 yards), vs. Rice (11/11/23)  
By Opp. Grayland Arnold (73 yards) at Baylor (9/07/19)

## KICKOFF RETURNED FOR TD

By UTSA Chris Carpenter (97 yards) vs. Texas Southern (9/24/22)  
By Opp. Carlos Henderson (90 yards), Louisiana Tech (11/12/16)

## INTERCEPTION RETURNED FOR TD

By UTSA Dadrion Taylor (73 yards) vs. UTEP (11/26/22)  
By Opp. Latrell Jean (11 yards), Florida Atlantic (10/21/23)

## FUMBLE RETURNED FOR TD

By UTSA Charles Wiley (44 yards), vs. Lamar (9/11/21)  
By Opp. Juwan Foggie (3 yards), Charlotte (11/26/16)

## 60+ YARD PUNT

By UTSA 67, Lucas Dean, vs. Troy (12/16/22)  
By Opp. 66, Charlie Mendes, Rice (10/16/21)

## 70+ YARD PUNT

By UTSA 70, Lucas Dean at UAB (11/5/22)  
By Opp. 74, Marcus Ripley, Texas State (9/23/17)

## RECORDED 20 OR MORE FIRST DOWNS

By UTSA 20, vs. Marshall (12/19/23)  
By Opp. 25, North Texas (11/4/23)

## RECORDED 30 OR MORE FIRST DOWNS

By UTSA 32, vs. South Florida (11/17/23)  
By Opp. 32, Temple (10/7/23)

## LIMITED OPPONENT TO LESS THAN 100 YARDS RUSHING

By UTSA 51, vs. Kennesaw State (8/31/24)  
By Opp. 76, Kennesaw State (8/31/24)

## LIMITED OPPONENT TO LESS THAN 100 YARDS PASSING

By UTSA 52, vs. Southern Miss (11/13/21)  
By Opp. 53, Army (10/17/20)

## PLAYED AN OVERTIME GAME

2OT, at UAB (11/5/22)