



# 2024 TEXAS STATE FOOTBALL GAME NOTES

Sat., Sept. 7, 2024 • 3 PM • ESPNU • UFCU Stadium (30,000) • San Marcos, Texas

## 2024 SCHEDULE & RESULTS

1-0, 0-0 SUN BELT CONFERENCE

Date	Opponent	Time/Result
Aug. 31	Lamar (ESPN+)	W, 34-27
Sept. 7	UTSA (ESPNU)	3 pm
Sept. 12	Arizona State (ESPN)	6:30 pm
Sept. 28	vs. Sam Houston ^ (ESPN+)	2 pm
Oct. 3	at Troy* (ESPNU)	6 pm
Oct. 12	Arkansas State*	TBD
Oct. 19	at Old Dominion*	TBD
Oct. 29	Louisiana* (ESPN2)	6:30 pm
Nov. 9	at ULM*	TBD
Nov. 16	Southern Miss*	TBD
Nov. 23	Georgia State*	TBD
Nov. 29	at South Alabama* (ESPN+)	2:30 pm

\* Sun Belt Game | BOLD denotes home game  
^ (Houston, TX | NRG Stadium)  
All times CT

Television: ESPNU

Play-by-play..... Doug Sherman  
Analyst..... Tyoka Jackson

Radio: KTSW 89.9 and Varsity Network

Play-by-play..... Clint Shields  
Analyst..... Geff Gandy

Social Media: #EatEmUp #TakeBackTexas

Twitter..... @TXSTATEFOOTBALL / @TXStateBobcats  
Instagram..... @txstatefootball / @TXStateBobcats  
Facebook..... TXSTATEFOOTBALL

## A WIN VS. UTSA MEANS...

- The Bobcats win their first in the series against UTSA after coming into the match-up trailing 5-0 against the Roadrunners.
- Texas State starts the season 2-0 at home after finishing 5-1 at home in 2023, its best home record since 2005 (6-0 regular season)
- Texas State has won four straight dating back to the 2024 season.
- The Bobcats move to 2-0 to open the season for the first time since 2013.
- Texas State opens the UFCU Stadium era 2-0.

TEXAS STATE  
BOBCATS  
1-0 (0-0 SUN BELT)

GAME  
2

UTSA  
ROADRUNNERS  
1-0 (0-0 AAC)

Head Coach: GJ Kinne

Record at TXST: 9-5

Career Record: 21-7

Record vs. UTSA: 0-1

Head Coach: Jeff Traylor


Record at UTSA: 40-14

Career Record: 40-14

Record vs. TXST: 2-0

## OPENING DRIVE

- Texas State is coming off a historic 2023 season that saw the program win its first bowl game, in its first appearance, a 45-21 victory over Rice in the SERVEPRO First Responder Bowl.
- The Bobcats set an FBS-program record with eight wins.
- Texas State is receiving votes in the AFCA preseason Coaches Poll to open the 2024 season.
- Texas State posted the highest season attendance average the program has seen in 2023 at 21,184 (127,102 total).
- The Bobcats will play four weekday (non-Saturday) games in 2024. TXST has not played a weekday game since Thursday, Oct. 10, 2019.
- Texas State finished 7-2 across nine games played in the state of Texas in 2023.
- Texas State welcomed 2023 Sun Belt Offensive Player of the Year Jordan McCloud to San Marcos. McCloud spent 2023 at JMU after stops at Arizona and USF.
- Jordan McCloud and Ismail Mahdi were named to the Maxwell Award Watch List, while McCloud also earned Walter Camp Award preseason accolades.
- TXST is coming off a 34-27 season opening win over Lamar to win its second straight season opener and third straight home opener. The Bobcats finished 5-1 at home in 2023, its best home record since 2005 (6-0 regular season)




**#3 JORDAN MCCLOUD**

21-30-1  
238 YDS  
3 TD




**#21 ISMAIL MAHDI**

28 ATT  
156 YDS  
1 TD



**#10 JOEY HOBERT**

6 REC  
91 YDs  
2 TD



**#33 BEN BELL**

3 TKLs  
1.5 TFLs  
1.5 Sacks

## FOUR DOWNS

19

Number of FBS team records set in 2023 - Points, points/game, total TDs, total offense, plays, yards/play, first downs, passing yards, passing yards/game, completions %, completion %, rushing TDs, sack, TFLs, QB hurries, forced fumbles, FG made, kick return avg., kick return TDs

156

Number of rushing yards for Ismail Mahdi in the season opener against Lamar. His fifth 100-yard game at TXST and third over 150.

7

Number of sacks by Texas State against Lamar. The most for TXST in an FBS game behind eight vs Idaho on Oct. 4, 2024 and the most since six against South Alabama Nov. 5, 2023.

486

Yards of total offense against Lamar. TXST posted 10 games of 400+ yards in 2023 and eight games of 450+.

TABLE OF CONTENTS

Quick Facts & Inside the Series .....2-3  
 Team Info & What to Watch For.....4-7  
 Awards & Honors.....8  
 Head Coach GJ Kinne.....9  
 Assistant Coaches.....10  
 Roster & Pronunciation Guide.....11-12  
 Depth Chart.....13  
 Position Roster.....14  
 Social Media Roster.....15  
 How Texas State Was Built.....16-18  
 Big Plays.....19-21  
 Turnover Chart.....21  
 Advanced Stats.....22  
 Scoring Drives & Drive Superlatives.....23-26  
 Starters Breakdown.....27  
 Third Down & Fourth Down.....28-29  
 First Down Breakdown.....30  
 Game-By-Game Summaries.....31  
 Game-By-Game Box Scores.....32  
 Season Stats.....33-46  
 Last Time It Happened.....47-49

QUICK FACTS

SCHOOL INFORMATION

Location..... San Marcos, Texas  
 Founded.....1899  
 Enrollment.....38,873 (Fall 2023)  
 Nickname.....Bobcats  
 Colors.....Maroon & Gold (PMS 504 & 872)  
 President.....Dr. Kelly Damphousse  
 Director of Athletics.....Don Coryell  
 Faculty Athletics.....Dr. Michelle Hamilton  
 Representative  
 Football Sport Administrator.....Travis Comer  
 Executive Senior Associate AD  
 Senior Woman Administrator.....Tracy Shoemake  
 Executive Senior Associate AD  
 Football Contact.....Lindsey Olsen  
 Associate AD / Communications  
 Conference.....Sun Belt Conference  
 Member since the 2013 season

STADIUM INFORMATION

Stadium.....UFCU Stadium  
 Surface (Installed).....Field Turf (2024)  
 Capacity.....30,000  
 Originally Built.....1981  
 Renovated/Expanded.....2012

FOOTBALL HISTORY

First Year of Football.....1904  
 Overall Football Record.....564-522-33

National Championships.....2  
 1981 (Division II), 1982 (Division II)

Conference Championships.....14  
 Southland: 2 (2005, 2008)  
 Lone Star: 9  
 TIAA: 3

Bowl Games.....1  
 SERVPRO First Responder Bowl (2023)

FOOTBALL INFORMATION

2023 Overall Record.....8-5  
 2023 Conference Record.....4-4  
 Letterwinners Returning/Lost.....46/40  
 Starters Returning/Lost (min. 5 starts).....17/11

GAME COMPARISON: TEXAS STATE vs. UTSA

STAT BREAKDOWN: TEXAS STATE vs. UTSA

Texas State	Rank: SBC (FBS)	Category	UTSA	Rank: AAC (FCS)
34.0	7 (63)	Scoring Offense	28.0	10 (80)
27.0	7 (91)	Scoring Defense	16.0	7 (66)
486.0	5 (44)	Total Offense	416.0	8 (68)
288.0	4 (62)	Total Defense	253.0	7 (48)
213.0	3 (38)	Rushing Offense	76.0	11 (109)
51.0	1 (21)	Rushing Defense	51.0	3 (21)
273.0	7 (51)	Passing Offense	340.0	3 (26)
237.0	11 (100)	Passing Defense	202.0	10 (79)
20.00	9 (54)	Kickoff Return Avg.	19.33	8 (57)
10.60	3 (42)	Punt Return Avg.	0.67	10 (87)
32:04	5 (34)	Time of Possession	31.00	7 (49)
50%	4 (45)	3rd Down Conv. Pct.	28.6%	13 (112)
21.4%	2 (26)	3rd Down Conv. Pct. Defense	37.5%	12 (81)
28.00	12 (121)	Net Punting	39.20	9 (67)
-2.00	12 (114)	Turnover Margin	0.00	6 (56)
-	-	Fumbles Recovered	1	2 (14)
1	8 (80)	Fumbles Lost	1	8 (80)
1	8 (65)	Passes Had Intercepted	0	1 (1)
-	-	Turnovers Gained	1	10 (52)
2	9 (83)	Turnovers Lost	1	5 (42)
147.08	8 (72)	Passing Efficiency	174.89	5 (39)
125.02	8 (87)	Pass Efficiency Defense	122.39	9 (79)
16	14 (127)	Fewest Penalties/Game	10	13 (112)
156.00	14 (127)	Fewest Yards Penalized/Game	109.00	14 (122)
7.00	1 (2)	Sacks	3.00	4 (35)
1.00	4 (42)	Sacks Allowed	5.00	12 (121)
10.0	1 (13)	Tackles For Loss	10.0	4 (13)
4.00	5 (40)	Tackles For Loss Allowed	8.00	10 (106)
30	1 (14)	First Downs	17	10 (99)
18	8 (71)	First Downs Allowed	15	7 (45)
33.3%	12 (120)	Red Zone Offense	100%	1 (1)
75.0%	3 (55)	Red Zone Defense	66.7%	9 (50)

INSIDE THE SERIES

All-Time Record: TXST trails 0-5  
 In San Marcos: TXST trails 2-0  
 In San Antonio: TXST trails 3-0  
 Most points scored by TXST: 38 (2020)  
 Most points scored by UTSA: 51 (2020)  
 Largest margin of victory by TXST: n/a  
 Largest margin of victory by UTSA: 30 (2017)  
 Longest win streak by TXST: n/a  
 Longest win streak by UTSA: W5

SERIES HISTORY

TXST trails in the series, 5-0

Records Entering							
Date	TXST	UTSA	S	Res	TXST	UTSA	
11/24/12	3-7	7-4	A	L	31	38	
9/23/17	1-2	3-0	H	L	14	44	
9/22/18	1-2	0-3	A	L	21	25	
9/12/20	0-1	0-0	H	L <sup>(OOT)</sup>	48	51	
9/9/23	1-0	1-0	A	L	13	20	



SINCE 2005 EVERYTHING BUT THE PREGAME MEAL

collegepressbox is the official media website for Division I football. Access and download game notes, quotes, statistics, media guides, headshots, logos and more for all FBS schools, conferences, postseason games, awards and the College Football Playoff. For access, please register for an account at collegepressbox.com/register.



# TEXAS STATE vs. UTSA

LAST TIME: TEXAS STATE vs. UTSA

## TEXAS STATE **13** **20** UTSA

September 9, 2023 • San Antonio, Texas  
Alamodome • Time: 2:30 pm • Attendance: 49,342  
TV: ESPN+ • Duration: 3:32

### SCORING SUMMARY

	1st	2nd	3rd	4th	Final
Texas State	0	10	0	3	13
UTSA	3	7	7	3	20

Qtr	Time	Team	Scoring Play
1st	3:01	TSA	Allen, Chase 46 yd field goal
2nd	12:48	TSA	Griffin, Rocko 20 yd run (Allen, Chase kick)
	5:11	TXS	Jeter, Jahmyl 3 yd run (Shipley, Mason kick)
3rd	0:16	TXS	Shipley, Mason 42 yd field goal
	3:14	TSA	McCoy, Willie 20 yd pass from Harris, Frank (Allen, Chase kick)
4th	10:37	TXS	Shipley, Mason 43 yd field goal
	5:47	TSA	Allen, Chase 43 yd field goal

### TEXAS STATE

RUSHING	Att	Gain	Lost	Net	TD	Long	Avg.
Mahdi, Ismail	6	23	0	23	0	11	3.8
Hill, Calvin	6	18	1	17	0	7	2.8
Davenport, Donerio	5	12	2	10	0	6	2.0
Jeter, Jahmyl	2	9	0	9	1	6	4.5
Finley, TJ	10	14	42	-28	0	11	-2.8

PASSING	Comp	Att	Yds	TD	Int	Long	Sack
Finley, TJ	16	30	211	0	0	55	6

RECEIVING	No.	Yds	TD	Long
Donley, Drew	5	79	0	23
Wilson, Kole	4	69	0	55
Hawkins, Ashtyn	3	41	0	28
Shaw, Sean	1	9	0	9
Hill, Calvin	1	7	0	7
Hobert, Joey	1	6	0	6
Davenport, Donerio	1	0	0	0

PUNTING	No.	Yds	Avg	Long	I20	TB	50+
O'Kelly, Seamus	7	293	41.9	49	1	0	0

FIELD GOALS	Made	Att	Long	Kicks
Shipley, Mason	2	2	43	42, 43

### TEAM STATISTICS

	TXST	UTSA
First Downs	13	28
Rushes-Yards	29-31	54-158
Passing Yards	211	214
Passes Att-Comp-INT	16-30-0	26-38-0
Total Offense Plays-Yards	59-242	92-372
Punt Returns-Yards	2-3	1-0
Kickoff Returns-Yards	4-219	5-324
Interception Returns-Yards	0-0	0-0
Fumble Returns-Yards	0-0	0-0
Punts (Number-Avg)	7-41.9	4-44.0
Fumbles-Lost	0-0	0-0
Penalties-Yards	6-40	1-5
Possession Time	22:37	37:23
Third-Down Conversions	3-14	12-22
Fourth-Down Conversions	1-2	2-3
Red Zone Scores-Chances	2-2	2-2
Sacks By: Number-Yards	5-35	6-40

### UTSA

RUSHING	Att	Gain	Lost	Net	TD	Long	Avg.
Barnes, Kevorian	26	115	12	103	0	23	4.0
Henry, Robert	8	36	2	34	0	17	4.3
Griffin, Rocko	3	22	0	22	1	20	7.3
Harris, Frank	12	37	22	15	0	17	1.3
TEAM	3	0	3	-3	0	0	-1.0
Marburger, Eddie Lee	2	0	13	-13	0	0	-6.5

PASSING	Comp	Att	Yds	TD	Int	Long	Sack
Harris, Frank	26	37	214	1	0	30	3
Marburger, Eddie Lee	0	1	0	0	0	0	2

RECEIVING	No.	Yds	TD	Long
Ogle-Kellogg, Tykee	6	78	0	30
Cephus, Joshua	6	38	0	12
McCoy, Willie	1	20	1	20
Carpenter, Chris	3	17	0	8
Barnes, Kevorian	3	16	0	8
Cardenas, Oscar	2	14	0	11
McCuin, Devin	2	14	0	10
Thomas, Houston	1	11	0	11
Amador II, David	1	4	0	4
Clark, De'Corian	1	2	0	2

PUNTING	No.	Yds	Avg	Long	I20	TB	50+
Dean, Lucas	4	176	44	49	2	1	0

FIELD GOALS	Made	Att	Long	Kicks
Allen, Chase	2	2	46	46, 43



**TEAM INFORMATION**

Head Coach.....	GJ Kinne
Years at Texas State.....	2nd
Years as a Head Coach.....	3rd
College Record.....	20-7 (.741)
Texas State Record.....	8-5
2023 Record (Conference).....	8-5 (4-4)
2023 Bowl Game...SERVPRO First Responder Bowl	
Base Offense.....	Modified Spread
Base Defense.....	4-2-5

**Returning Offensive Starters (7)**

No.	Name	Pos.	Class
21	Ismail Mahdi	RB	JR
10	Joey Hobert	WR	SR
2	Kole Wilson	WR	JR
9	Konner Fox	TE	SR (RS)
64	Dorion Strawn	OL	JR (RS)
73	Jimeto Obigbo	OL	SR
76	Nash Jones	OL	SR

**Returning Defensive Starters (8)**

No.	Name	Pos.	Class
1	Joshua Eaton	CB	JR (RS)
7	Chris Mills	CB	SR (RS)
4	Alonzo Edwards Jr.	STAR	SR
29	Caleb Coleman	STAR	JR (RS)
20	Kaleb Culp	S	SR
33	Ben Bell	DE	SR
91	Tavian Coleman	DT	SR
95	Terry Webb	DT	SR

**Returning Specialists Starters (2)**

No.	Name	Pos.	Class
36	Mason Shipley	K	JR (RS)
45	John Oehrlein	LS	SR (RS)

**Starters Lost (11)**

No.	Name	Pos.
7	TJ Finley	QB
1	Ashtyn Hawkins	WR
70	Brey Walker	OL
74	Caleb Johnson	OL
0	Brian Holloway	LB
3	Dan Foster Jr.	LB
2	Kaleb Ford-Dement	CB
8	Jordan Revels	DE
9	Sam Latham	DE
23	Shawn Holton	S
99	Seamus O'Kelly	P

Starters are those with a minimum of 5 starts in 2023

**VICTORY STAR**

Texas State played in, and won, its first bowl game in 2023, a 45-21 victory over Rice in the SERVPRO First Responder Bowl.

- The Bobcats set an FBS program record for wins in a season with 8.
- The last time Texas State had 8 wins in a season was in 2008 when the Bobcats were 8-4 in the regular season and finished the year with a first-round loss at Montana in the Division I-AA (FCS) Playoffs first round.
- Texas State has 14 seasons in its program history with 8 or more wins.

**THE KINNE EFFECT**

In his first year, Texas State head coach GJ Kinne took the Bobcats to a place they have never gone -- a bowl game -- and did something that has not been done in 40 years.

- Kinne is the first Texas State head coach to have a winning season in his first campaign at the helm of the Bobcats since Dennis Franchione in 1990 (6-5).
- With the bowl win, Kinne became the first, first-year head coach at Texas State to win 8 or more games since John O'Hara in 1983 (9-3). O'Hara took over the Bobcats after they won back-to-back DII national championships under Jim Wacker in 1981 and 1982.
- Prior to Kinne, only 2 Texas State head coaches in the program's history had won 8 or more games in their first season: O'Hara (1983) and Bill Miller (8-2 in 1965).
- Kinne was named the 21st head coach in Texas State's history on Dec. 2, 2022 (one day after his 34th birthday).

**EXCITING BRAND OF FOOTBALL**

One thing that GJ Kinne and the rest of the Texas State coaching staff installed in their first year was an offense that has produced at its highest level in the Bobcats' FBS history.

- Texas State finished the 2023 season ranked 11th in the country in scoring offense (36.7) and 15th in total offense (457.6).
- Texas State finished 28th in the country in passing offense (270.9) and 26th in rushing offense (186.7).
- Entering 2023 as an FBS team, Texas State had never ranked higher than 24th in the nation in total offense. In 2014, the Bobcats finished the season 24th in total offense, which was the only time they had been in the nation's top-50 in that category.
- Also entering the season, Texas State's highest finish as an FBS team in rushing offense was 18th (2014) and passing offense was 56th (2020).
- Its best finish in scoring offense at the FBS level was 31st in 2014.
- The Texas State offense averaged 132.4 more yards per game in 2023 compared to 2022.

**WHAT A DIFFERENCE A YEAR MAKES**

Comparing averages and national rank

Category	2022	Rank	2023	Rank
Total Offense	325.2	112	457.6	15
Scoring Offense	21.1	110	36.7	11
Passing Offense	221.1	79	270.9	28
Rushing Offense	104.1	119	186.7	2th

**TXST in 2024**

Category	Total	Rank
Total Offense	486.0	44
Scoring Offense	34.0	63
Passing Offense	273.0	51
Rushing Offense	213.0	39

**ON THE OFFENSIVE**

While Texas State's offense finished 11th in the country in scoring offense, it became the nation's most improved scoring offense entering over the 2023 season.

- Texas State improved its scoring output from 21.1 points per game in 2022 to 36.7 in 2023 (+15.6).
- The Bobcats' 36.7 points per game in 2023 marked the first time they have averaged more than 28 points per game since 2014 when they averaged 33.8.

**PLAY FAST, GO BIG**

Part of Texas State's unprecedented scoring output is its ability to play fast and hit big plays.

- The Bobcats tied for 19th in the nation with 215 plays from scrimmage of 10+ yards. (19 in 2024, T28)
- Texas State had 76 plays of 20+ yards, which tied for 17th in the country. (4 in 2024)
- Texas State was tied for 13th in the country in pace of offense with a play every 23.1 seconds. Jacksonville State led the country at 20.3

**GOING FOR A DRIVE**

Texas State's offense scored on 45% of its drives (57 TD, 15 FG on 160 drives) in 2023 and scored on 55% (6/11) in the season opener against Lamar.

- Texas State was 7-1 when it scored on 40 percent or higher of its offensive drives in a game, with wins against Baylor (50%), Jackson State (85%), Nevada (42%), Southern Miss (43%), ULM (42%), Georgia Southern (64%), and South Alabama (50%). Its lone loss was against Louisiana (60%).
- The Bobcats averaged 2.66 points per drive in non-garbage time drives against FBS opponents, according to BCFToys.com, the 29th best in the country.
- Texas State averaged 10+ yards per play on 23 percent of its drives, which was 8th-best in the nation according to BCFToys.com (non-garbage time drives against FBS opponents only).



# TEXAS STATE vs. UTSA

## PCT. OF OFFENSIVE DRIVES AVERAGING 10+ YARDS

According to BCFToys.com

Rk	School	Pct.
1.	LSU	35.7
2.	Georgia	31.9
3.	Oregon	28.6
4.	USC	26.4
5.	Liberty	24.4
6.	Kansas	23.7
7.	Washington	23.3
8.	Texas State	22.7
9.	Oklahoma	22.5
10.	Georgia Tech	22.4

## TALKING POINTS

While Texas State's offense was one of the highest scoring in the country in 2023, the season was also its highest scoring in the school's FBS history.

- Texas State set an FBS school record with 477 points scored, besting the previous mark of 406 set in 2014.
- It was only the second time in the school's FBS history that the Bobcats have scored 400+ points in a single season (406 in 2014).
- The 477 points were the most points scored by Texas State in any season besting the 470 in 13 games in 2008 as an FCS program. That year, Texas State scored 457 points in 12 regular season games (432 in 2023 regular season).
- Texas State scored 40+ points in 6 games last season, which topped the overall program record of 5 previously set in 1967 and 1983.
- The Bobcats scored 265 points in conference-play in 2023 (8 games). In 2022, Texas State scored 253 points all season (12 games).

## SCORING OFFENSE, TXST'S FBS HISTORY

Top seasons since 2012

Rk	Year	Points	Games
--	2024	34	1
1.	2023	477	13
2.	2014	406	12
3.	2012	343	12
4.	2020	332	12
5.	2015	323	12

## TOTAL OFFENSE

Texas State's offense set the FBS program record for most yards in a season.

- Texas State's 5,961 total yards of offense bested the program's previous FBS record of 5,573 set in 2014.
- The overall program record for most yards of total offense in a season is 6,147 set in 2005 (14 games).
- The Bobcats had 486+ yards of offense 6 times in 2023, a total they matched exactly to open the 2024 season.

## TOTAL OFFENSE, TXST'S FBS HISTORY

Top seasons since 2012

Rk	Year	Total Yards	Games
--	2024	486	1
1.	2023	5,961	13
2.	2014	5,573	12
3.	2015	5,000	12
4.	2012	4,557	12

## AIR ATTACK

Texas State's passing offense set the FBS and overall program record for most yards in a season in 2023.

- Texas State had 3,522 passing yards in 2023, which marked the first time since 2008 that the Bobcats totaled more than 3,000 yards in the air.
- The overall program record for passing yards in a season was 3,499 set in 2008 (13 games).
- Texas State had 200+ passing yards in all but 2 games in 2023.
- The Bobcats have only thrown for 3,000+ yards in a season 4 times in program history: 2003, 2008, 2009, 2023.
- Texas State had 5 300-yard passing games in 2023, which is an FBS program record.
- The Bobcats also set the overall program record for most completions in a season with 287. The previous record was 264 in 2009.

## MOST PASSING YARDS, TXST HISTORY

Most passing yards in a season, overall history

Rk	Year	Passing Yds	Games
--	2024	273	1
1.	2023	3,522	13
2.	2008	3,499	13
3.	2009	3,178	11
4.	2003	3,129	12

## GROUND GAME

Despite throwing for more than 3,500 yards in 2023, the Bobcat offense was also one of the best in the country and in the program's FBS history in rushing

- Texas State rushed for 2,439 yards last season, which was the second-most in the program's FBS history (2,862 in 2014).
- Texas State has rushed for more than 2,000 yards in a season 5 times in the program's 12 years at the FBS level. The first 4 instances, though, were in the first 4 years in FBS.
- The Bobcats finished the season as one of 35 FBS team to register 3,000+ passing yards and 2,000+ rushing yards.

## MOST TEAM RUSHING YARDS IN A SEASON

Texas State's FBS history

Rk	Year	Rushing Yds	Attempts
--	2024	213	41
1.	2014	2,862	538
2.	2023	2,439	529
3.	2015	2,248	470
4.	2012	2,152	413
5.	2013	2,058	471

## SITUATIONAL RECORDS

### TEAM

Home	1-0
Road	0-0
Neutral site	0-0
Scoring first	1-0
Opponent scores first	0-0
Leading after first quarter	1-0
Trailing after first quarter	0-0
Tied after first quarter	0-0
Leading at halftime	1-0
Trailing at halftime	0-0
Tied at halftime	0-0
Leading after three quarters	1-0
Trailing after three quarters	0-0
Tied after three quarters	0-0
Overtime games	0-0
Against ranked opponents	0-0

### TEXAS STATE OFFENSE

Scores 30+ points	1-0
Scores 40+ points	0-0
Rushes for 150+ yards	1-0
Passes for 300+ yards	0-0
40 percent or better on 3rd down	1-0
400+ total yards	1-0
500+ total yards	0-0
Two or less turnovers	1-0
5 or more big plays (20+ yards)	0-0

### TEXAS STATE DEFENSE

Allows 15 or less points	0-0
Allows 20 or less points	0-0
Allows 30 or less points	1-0
Allows 150 or less rushing yards	1-0
Allows 200 or less passing yards	0-0
Allows 300 or less total yards	1-0
Opponent 35 percent or less on 3rd down	1-0
Force two or more turnovers	0-0
Allows 5 or less big plays (20+ yards)	1-0

## TXST TEAM CAPTAINS

**Lamar:** Jordan McCloud, Joey Hobert, Tory Spears, Kaleb Culp, Nash Jones, Ben Bell, Mason Shipley



IT'S ACADEMIC - GRADUATES ON 2024 ROSTER (29)

Langston Anderson  
 Brice Bass  
 Tyrese Brown  
 Ezra Dotson Oyetade  
 AJ Edwards  
 Konner Fox  
 Jaylon Griffin  
 Deion Hankins  
 Justin Harris  
 Kenny Haynes  
 JeCareon Lathan  
 Titus Lyons  
 Jordan McCloud  
 Dawson Menegatti  
 Alex Merritt  
 Daniel Meunier  
 Chris Mills  
 Griffin Moore  
 James Neal  
 David Nunez  
 Ronald (Manny) Nunnery  
 John Oehrlein  
 Lincoln Pare  
 Jordan Polk  
 Blake Smith  
 Conner Smith  
 Tory Spears  
 Beckham Sunderland  
 Chayse Todd

SUN BELT PRESEASON POLL

East Division

1. App State – 96 Points (12)
2. James Madison – 79 Points (2)
3. Coastal Carolina – 67 Points
4. Georgia Southern – 50 Points
5. Marshall – 49 Points
6. Old Dominion – 32 Points
7. Georgia State – 19 Points

West Division

1. Texas State – 92 Points (9)
2. Troy – 68 Points (4)
3. Louisiana – 66 Points (1)
4. Arkansas State – 65 Points
5. South Alabama – 54 Points
6. Southern Miss – 31 Points
7. ULM – 16 Points

Preseason All-Sun Belt First Team Offense

QB – Jordan McCloud (RS Sr., QB – Tampa, Fla.)  
 RB – Ismail Mahdi (Jr., RB – Murphy, Texas)  
 WR – Joey Hobert (Sr., WR – San Clemente, Calif.)

Preseason All-Sun Belt First Team Defense

LB – Ben Bell (Sr., LB – Cedar Park, Texas)

Preseason All-Sun Belt First Team Special Teams

K – Mason Shipley (RS Jr., K – Liberty Hill, Texas)  
 AP – Ismail Mahdi (Jr., AP – Murphy, Texas)

Preseason All-Sun Belt Second Team Offense

WR – Kole Wilson (Jr., WR – Katy, Texas)

Preseason All-Sun Belt Second Team Defense

DB – Kaleb Culp (Sr., DB – Dallas, Texas)

TALKING THAT ISH

Texas State's leading rusher a season ago was Ismail Mahdi, who was named an All-American by four different organizations, had 1,331 rushing yards on 223 carries in 2023.

- Mahdi became the program's FBS record holder for rushing yards in a season, a feat he accomplished in his first season as a Bobcat after transferring from HCU.
- In addition to being the program's FBS record holder, Mahdi is the first 1,200-yard rusher at Texas State since Claude Mathis set the school's overall record with 1,595 yards in 1997.
- Mahdi is 4th in program history for most rushing yards in a season.
- There have been only 3 Bobcats who have rushed for 1,300 yards in a season including Mahdi. Claude Mathis (twice) and Donald Wilkerson (1994) accomplished the feat, while Mahdi became the first Bobcat to do it this century.
- Mahdi finished the 2023 season ranked 13th in the country in rushing yards and rushing yards per game (102.4).
- Mahdi had 6 100-yard games in 2023.

MOST RUSHING YARDS IN A SEASON

Texas State Overall History

Rk.	Player	Rush Yds	Year
1.	Claude Mathis	1,595	1997
2.	Claude Mathis	1,593	1996
3.	Donald Wilkerson	1,569	1994
4.	Ismail Mahdi	1,331	2023
5.	Claude Mathis	1,289	1995
6.	Roy Jackson	1,187	1986

ALL-PURPOSE PLAYER

While Ismail Mahdi was the team's leading rusher, he led the nation in all-purpose yards.

- Mahdi entered the bowl season as the only player in the country with 2,000 or more all-purpose yards and finished as one of only two at 2,000+ (2,169).
- He also led the country in all-purpose yards per game with 166.85.
- Mahdi was named a first team All-American as an all-purpose player by CBS Sports/247Sports and a second team All-American as an all-purpose player by the FWAA, ESPN and The Athletic.
- Mahdi became the third Bobcat in the program's FBS history to earn first team All-American honors from a publication, joining Keenen Brown (PFF, 2018 as a tight end) and Jeremiah Haydel (ESPN, 2020 as a return specialist).
- Mahdi is the 48th different Bobcat in school history to be named an All-American.
- Mahdi added 12 total touchdowns to go with his 2,000+ all-purpose yards.
- Mahdi finished 3rd in the program's overall history for most all-purpose yards in a season

(2,169).

- Mahdi's season-high for all-purpose yards in a game in 2023 was 316 yards at Southern Miss on Sept. 30 (138 kick return yards, 89 rushing yards, 89 receiving yards).

MOST ALL-PURPOSE YARDS IN A SEASON

Texas State program history

Rk	Yards	Player	Year
1.	2,330	Karrington Bush	2008
2.	2,264	Claude Mathis	1995
3.	2,169	Ismail Mahdi	2023
4.	2,048	Donald Wilkerson	1994
5.	1,851	Claude Mathis	1996
6.	1,750	Karrington Bush	2010

GOOD RECEPTION

Joey Hobert was one of the top targets for Texas State in 2023.

- Hobert led the team with 76 receptions for 895 yards and 8 receiving touchdowns.
- Hobert's 76 receptions and 895 receiving yards are both FBS program records.
- Hobert, who missed 2 of the last 3 games of the season, is second all-time on TXST's single-season reception list.
- Hobert -- as well as Kole Wilson -- are tied for 5th in the program's history for most receiving touchdowns in a season with the 8.

GETTING TO THE BACKFIELD

In addition to Texas State having one of the best offenses in the country, it finished second in the nation in TFLs and tied for 9th in sacks.

- Texas State registered 7 sacks in the opener against Lamar. The most for TXST in an FBS game behind eight vs Idaho on Oct. 4, 2024 and the most since six against South Alabama Nov. 5, 2023.
- The Bobcats had 108 TFLs, 2nd in the nation and an FBS program record, and were 16 shy of matching the overall program record of 124 set in 1982.
- Texas State's 40 sacks were an FBS program record and most in any season for Texas State since it had 41 in 1997.
- The overall program record for sacks in a season is 58.5 set in 1982.
- The Bobcats finished 9th in the country with an average of 3.08 sacks per game this year.
- Texas State had 7 games this season of 10+ TFLs and 8 games of 3.0+ sacks.
- The Bobcats had 26 different players credited with a TFL and 19 with a sack in 2023.

RECORD CHASERS

- The two biggest pieces to Texas State's TFL and sack production were defensive end Ben Bell and linebacker Brian Holloway.
- Holloway paced the team with 16.0 TFLs, an FBS program record and 3 shy of tying the overall school record.
- Bell finished with 16.0 TFLs, tied for the team best, and added 10.0 sacks.



- The 10.0 sacks by Bell set the program's FBS single-season record.

**MOST TFLs IN TXST'S OVERALL HISTORY**

Rk	Total	Player	Year
1.	19.0	Greg Pitts	2002
2.	18.0	Fred Evans	2005
3.	17.5	Fred Evans	2004
4.	16.0	Brian Holloway	2023
	16.0	Ben Bell	2023
	16.0	Clenton Ballard	2000
	16.0	Sterling Rogers	2000

**MOST SACKS IN A SEASON**

Texas State FBS History (Since 2012)

Rk	Total	Player	Year
1.	10.0	Ben Bell	2023
2.	9.0	Michael Odiari	2014
3.	6.0	Nelson Mbanasor	2022

**THROUGH THE UPRIGHTS**

- Lou Groza Award Semifinalist Mason Shipley finished 2023 15-of-15 on field goals.
- Shipley tied his former teammate Seth Keller (2021, 2022) for the overall program record for most field goals made in a season.
- Shipley finished as one of two kickers to not miss a field goal in 2023.
- Over the last 2 seasons, Texas State kickers (Shipley & Keller) are 30-of-32 on field goals (93.8 percent).

**RETURN POLICY**

Texas State had 2 kick returns for touchdowns in 2023, including one by Ismail Mahdi (Sept. 30 at Southern Miss) and the other by Kole Wilson (Nov. 25 vs. South Alabama).

- It was only the second time in program history that the Bobcats have had 2 or more kick return touchdowns in a season (2 in 2013).
- Texas State ended the season as one of 7 teams in the country with multiple kick return touchdowns.
- The Bobcats finished the season ranked 5th in the nation in kick return average with 26.08 yards per return.
- Texas State led the nation in kick return yards with 1,017.
- Mahdi finished 14th in the nation in kick return average (25.6 yards per return).
- Mahdi's 563 kick return yards are the 4th-most by a Bobcat in a season in Texas State's FBS history.

**WHAT'S RETURNING**

**OFFENSE**

Rushing ..... 54.7% (1,334 of 2,439 yards)  
 Top Returners  
 Ismail Mahdi ..... 223-1,331 yards (54.6%)

Passing..... 0.0% (0 of 3,522 yards)

Receiving..... 66.3% (2,336 of 3,522 yards)  
 Top Returners  
 Joey Hobert..... 76-895 yards (25.4%)  
 Kole Wilson ..... 66-747 yards (21.2%)  
 Ismail Mahdi ..... 20-275 yards (7.8%)

Offensive Line..... 61.5% (40 of 65 starts)  
 Top Returners  
 Jimeto Obigbo ..... 13 starts (20.0%)  
 Dorion Strawn..... 11 starts (16.9%)

Scoring ..... 63.1% (301 of 477 points)  
 Top Returners  
 Mason Shipley, K..... 103 pts (21.6%)  
 Ismail Mahdi, RB ..... 74 pts (15.5%)  
 Kole Wilson, WR ..... 54 pts (11.3%)

**DEFENSE**

Tackles..... 47.5% (443 of 933 tackles)  
 Top Returners  
 Kaleb Culp..... 81 TKLS (8.7%)  
 Ben Bell ..... 57 TKLS (6.1%)  
 Alonzo Edwards, Jr..... 37 TKLS (4.0%)

Tackles for Loss ..... 55.6% (60 of 108 TFLs)  
 Top Returners  
 Ben Bell ..... 16 TFLs (14.8%)  
 Tavian Coleman..... 7.5 TFLs (6.9%)  
 Dominique Ratcliff ..... 5.5 TFLs (5.1%)  
 Caleb Coleman..... 5.5 TFLs (5.1%)

Sacks..... 72.5% (29 of 40 sacks)  
 Top Returners  
 Ben Bell ..... 10 sacks (25%)  
 Tavian Coleman..... 3.5 sacks (8.8%)  
 Deven Wright ..... 3 sacks (7.5%)

Interceptions ..... 18.2% (2 of 11 INTs)  
 Top Returner  
 Tory Spears ..... 1 INT (9.0%)  
 Bobby Crosby..... 1 INT (9.0%)

**SPECIAL TEAMS**

Field Goals Made ..... 100% (15 of 15 FGs)  
 Mason Shipley..... 15 FGs

Kickoffs ..... 22.6% (19 of 84 kickoffs)

Punting ..... 0% (0 of 46 punts)

Kickoff Returns ..... 100% (39 of 39 returns)  
 Top Returner  
 Ismail Mahdi ..... 22 returns (56.4%)

Punt Returns..... 100% (13 of 13 punt returns)  
 Top Returner  
 Joey Hobert..... 9 returns (69.2%)



## AWARDS &amp; HONORS

**Ben Bell**

Bednarik Award Watch List  
 Reese's Senior Bowl Watch List  
 Preseason All-Sun Belt First Team  
 Preseason Dave Campbell All-Sun Belt Second Team  
 Preseason CFN All-America (3rd)  
 Preseason CFN First Team All-Sun Belt

**Tavian Coleman**

Preseason CFN First Team ST, Honorable Mention Def.

**Kaleb Culp**

Preseason All-Sun Belt Second Team  
 Preseason Dave Campbell All-Sun Belt First Team  
 Preseason CFN All-Sun Belt Second Team

**Joshua Eaton**

Preseason CFN All-Sun Belt Third Team

**Deion Hankins**

Reese's Senior Bowl Watch List  
 Preseason CFN All-Sun Belt Third Team

**Max Harris**

Preseason CFN All-Sun Belt Second Team

**Joey Hobert**

Biletnikoff Award Watch List  
 Reese's Senior Bowl Watch List  
 Preseason All-Sun Belt First Team  
 Preseason Dave Campbell Best WR/All-Sun Belt First Team  
 Preseason CFN All-America (HM)  
 Preseason CFN All-Sun Belt (1st)

**Nash Jones**

Reese's Senior Bowl Watch List  
 College Football Freaks (No. 52)  
 Preseason CFN All-Sun Belt Second Team

**Tellek Lockette**

Preseason CFN All-America (HM)  
 Preseason CFN First Team All-Sun Belt

**Ismail Mahdi**

Maxwell Award Watch List  
 Paul Hornung Award Watch List  
 Earl Campbell Tyler Rose Award Watch List  
 Preseason All-Sun Belt First Team  
 Preseason Dave Campbell All-Sun Belt First Team  
 Preseason CFN All-America (HM)  
 Preseason CFN First Team All-Sun Belt

**Jordan McCloud**

Maxwell Award Watch List  
 Walter Camp Award Watch List  
 Davey O'Brien Award Watch List  
 Reese's Senior Bowl Watch List  
 Preseason All-Sun Belt First Team  
 Preseason CFN First Team All-Sun Belt

**Chris Mills**

Preseason CFN All-Sun Belt Third Team

**Jimento Obigbo**

Preseason CFN All-Sun Belt Third Team

**Lincoln Pare**

CSC Comeback Award Watch List

**Steven Parker**

Reese's Senior Bowl Watch List  
 College Football Freaks (No. 62)

**Mason Shipley**

Lou Groza Award Watch List  
 Preseason All-Sun Belt First Team  
 Preseason Dave Campbell Best ST/All-Sun Belt First Team  
 Preseason CFN All-America (HM)  
 Preseason CFN All-Sun Belt Second Team

**Kole Wilson**

Earl Campbell Tyler Rose Award Watch List  
 Preseason All-Sun Belt Second Team  
 Preseason CFN All-Sun Belt Second Team

**Offensive Line**

Preseason CFN Sun Belt OL of the Year

**GJ Kinne**

Preseason CFN Sun Belt Coach of the Year







GJ KINNE

HEAD COACH  
SECOND SEASON

GJ Kinne was named the head coach of Texas State football on December 2, 2022. And in a year's time, the native Texan – and third-youngest coach in FBS – took the Bobcats to newfound heights in 2023 – and on an ascent to more in 2024.

Kinne, who was tabbed as the 21st head coach in program history when he was officially hired a day after his 34th birthday, led the Bobcats to an FBS program record 8 wins in his first season at the helm of Texas State and to the program's first appearance and win in a bowl game.

The former NFL and collegiate quarterback inherited a Texas State program that had not had a winning season in 9 years. After bringing in 53 scholarship newcomers – and 71 total new players – over the spring and summer of 2023, Kinne and his staff guided the Bobcats to a season-opening win at Baylor (the program's first win over a "Power 5" team), a 3-1 nonconference record, a 5-1 record at home, and a tied-for-second-place finish in the Sun Belt West Division standings. The Bobcats capped the season with a dominating 45-21 win over Rice in the SERVPRO First Responder Bowl in Dallas to finish 8-5 in Kinne's inaugural season.

The Bobcats doubled their wins from the previous season with the help of the nation's most improved scoring offense in 2023. Texas State averaged 36.7 points on offense, which was more than a 15-point improvement from the prior season and finished as the 14th-best scoring unit in the country. The Bobcats were also 14th in the nation in total offense (457.6 yards/game), 25th in rushing offense (186.7), and 28th in passing offense (270.9). It was the first time Texas State finished in the top-30 in the country in all 4 categories in an FBS season.

The Bobcats scored 40+ points in 6 games over the course of the season, including 3 times in conference play. They scored 77 points in the home opener against Jackson State, which fell one shy of the program's record for most in a single game, and ended the year with 45+ points in each of their final 2 games.

The high-scoring offense was led by All-American all-purpose player Ismail Mahdi and quarterback TJ Finley. Mahdi, who was named a first team All-American by CBS Sports/247Sports, led the country in all-purpose yards (2,169) and scored 12 total touchdowns in 13 games. Finley, meanwhile, set the program's overall single-season record for most passing yards by throwing for 3,439 yards. He also totaled 29 touchdowns in his first season as a Bobcat.

While the offense garnered the headlines, the other two phases under Kinne and his staff were among the nation's leaders as well. The defense finished first in tackles for loss and eighth in sacks. Special teams, meanwhile, was sixth in the country in kick returns with an average of 26.08 yards. The Bobcats also returned 2 kickoffs for touchdowns, which matched their record for most in season (previous: 2013).

Texas State also garnered seven All-Sun Belt selections as well as four honorable mentions in 2023. Ismail Mahdi was a first team all-purpose selection and second team kick returner while kicker Mason Shipley (first team), wide receiver Joey Hobert (second team) and offensive lineman Brey Walker (third team) earned accolades from the offensive and special teams side. Linebacker Brian Holloway and defensive end Ben Bell were second team selections from the defense. Quarterback TJ Finley, wide receivers Kole Wilson and Ashtyn Hawkins, and defensive back Shawn Holton garnered honorable mention.

In addition to the record for most wins in an FBS season, Texas State set 20 FBS program records for a single season in Kinne's first campaign. The offense set 13 different FBS records while the defense set 5 (sacks, TFLs, hurries and forced fumbles) and special teams turned in 3 (field goals made, kick return average, kick return touchdowns).

The Bobcats also set 29 individual FBS season program records in 2023, including 9 by TJ Finley, 5 by Ismail Mahdi, 4 each by Joey Hobert and Mason Shipley, 2 each by Brian Holloway and Ben Bell, and 1 each by Shawn Holton, Kaleb Culp, and Kole Wilson.

Kinne rebooted Texas State football behind the mantra "Take Back Texas." Kinne, who is a son of a Texas high school coach and was born and raised in the state, and his staff put together a 2023 newcomer class that was rated by 247Sports as the program's best in its FBS history. The Bobcats used the injection of new talent by going 7-2 within the state of Texas during the season and picking up two wins in three games against Texas schools.

In mid-October, Kinne was named to the 2023 Paul "Bear" Bryant Coach of the Year Watch List. He was one of 26 coaches -- and one of five from the "Group of 5" conferences -- to be in consideration for the annual top honor at the halfway point of the season.

An offensive mastermind with NFL experience and deep roots in the state of Texas, Kinne arrived in San Marcos after helping lead Incarnate Word to a Southland Conference championship, No. 7 national ranking, and a national seed in the FCS Playoffs in 2022. The Cardinals reached the semifinals of the FCS Playoffs and went 12-2.

The Cardinals were an up-tempo, high-flying offense in 2022 under Kinne. They ranked No. 1 in all of NCAA Division I – FBS and FCS – with 51.5 points and 581.2 yards per game. The team also had a defense to match as it ranked first in FCS in tackles for loss, ninth in sacks, and 38th in scoring defense.

Kinne was an FCS finalist for the Eddie Robinson Award in 2022, which is presented to the nation's top coach.

KINNE PROFILE

PERSONAL

Hometown .....Mesquite, Texas  
High School .....Gilmer (TX)  
Alma Mater .....Tulsa, '12

COACHING EXPERIENCE

Years	School	Position
2017	SMU	Graduate Assistant
2018	Arkansas	Offensive Analyst
2019	Philadelphia Eagles	Offensive Special Projects
2020	Hawaii	Offensive Coordinator/QBs
2021	UCF	Co-Offensive Coordinator/QBs
2022	UIW	Head Coach
2023-Present	Texas State	Head Coach

HEAD COACH MILESTONES

Head Coaching Debut	Sept. 3, 2022	vs. Southern Illinois
First Career Win	Sept. 3, 2022	vs. Southern Illinois (W, 64-29)
First Career TXST Win	Sept. 2, 2023	at Baylor (42-31)
First Career TXST Home W	Sept. 16, 2023	vs. Jackson State (77-34)
First Career Bowl Win	Dec. 26, 2023	vs Rice (45-21)

CAREER HEAD COACH RECORD

Year	Overall	Pct.	Conf.	Conference Finish
2022	12-2	.857	5-1	1st
2023	8-5	.545	4-4	2nd west
2024	1-0	1.000	-	-
Total	21-7	.750	9-5	--

POSTSEASON/BOWL GAMES (PLAYER & COACH)

2010	Hawaii Bowl (w/ Tulsa)
2011	Bell Helicopter Armed Forces Bowl (w/ Tulsa)
2017	DXL Frisco Bowl (w/ SMU)
2019	NFL Playoffs Wild Card Round (w/ Eagles)
2020	New Mexico Bowl (w/ Hawaii)
2021	Union Home Mortgage Gasparilla Bowl (w/ UCF)
2022	FCS Playoffs Semifinals (w/ UIW)
2023	SERVPRO First Responder Bowl

COACHING HONORS

Southland Conference Coach of the Year	.....2022
Eddie Robinson Award, Finalist	.....2022
Paul "Bear" Bryant Coach of the Year Watch List	.....2023

COACHING TREE: HEAD COACHES HE HAS PLAYED & WORKED FOR

Mack Brown	.....Texas (2007)
Gus Malzahn	.....Tulsa (2008-10), UCF (2021)
Mike Norvell	.....Tulsa (2009-10) - Pass Game Coordinator
Bill Blankenship	.....Tulsa (2011)
Chip Kelly	.....Philadelphia Eagles (2013-14)
Tom Coughlin	.....New York Giants (2015)
Chad Morris	.....SMU (2017), Arkansas (2018)
Sonny Dykes	.....SMU (2017) - Bowl Game
Doug Pederson	.....Philadelphia Eagles (2019)
Todd Graham	.....Hawaii (2020)

While Kinne was in the running for national awards, he coached the 2022 Walter Payton Award winner Lindsey Scott Jr. The quarterback thrived under Kinne as he totaled 71 touchdowns (60 passing, 11 rushing), threw for 4,686 yards, and rushed for 712. Scott Jr. finished the year first in FCS in passing efficiency, second in passing yards, and third in completion percentage. He was also named the Southland Conference Player of the Year.

Originally from Mesquite, Texas, Kinne was a highly-rated quarterback recruit out of high school who went on to be a three-year starter at Tulsa and then embarked on a five-year professional career in the NFL and CFL. In high school, Kinne played for Jeff Traylor, the current head coach at UTSA, at Gilmer High School (TX).

Kinne's father, Gary Joe, was a standout linebacker at Baylor and later coached at Allen High School, Kaufman High School, Mesquite High School and Canton High School (head coach). Gary Joe also coached at Baylor.

Kinne has coached at both the collegiate and NFL levels, starting as a graduate assistant at SMU in 2017 to an offensive assistant with the Philadelphia Eagles in 2019 to his head coaching roles. He has worked with some of the industry's top play-callers, including Doug Pederson, Gus Malzahn, Mike Norvell, Chad Morris and Chip Kelly.



ASSISTANT COACHES



**MACK LEFTWICH**  
**OFFENSIVE COORDINATOR**  
 2nd season at Texas State ... Broyles Award Nominee ... Dave Campbell's 40 Under 40 ... 247Sports 30 Under 30 ... Helped lead the nation's No. 1 scoring offense in 2022 ... Coached 3 All-American quarterbacks in 5 years at UIW ... Former quarterback at UTEP ... son of a college coach.



**DANIEL DA PRATO**  
**ASSOCIATE HEAD COACH/  
 SPECIAL TEAMS COORDINATOR**  
 2nd season at Texas State ... previous 3 seasons at USF ... ended the 2022 season as the interim head coach at USF ... coached All-American Brian Battie in 2021 and 2022 ... former college QB at ULM.



**WILL BRYANT**  
**TIGHT ENDS**  
 2nd season at Texas State ... Coached at UIW in 2022 ... Coached at Allen High School (TX) in 2021 ... Started his coaching career at SMU (2015-17) ... Has also coached at Arkansas, Auburn and UTSA.



**DEXTER McCOIL, SR.**  
**DEFENSIVE COORD/SAFETIES**  
 2nd season at Texas State ... First as DC ... Coached at UIW in 2022 ... Coached 3 seasons at high school level in Louisiana ... Played pro football for 9 years, including 3 years in the NFL ... teammates with HC GJ Kinne at Tulsa.




**CHAD MORRIS**  
**WR/PASS GAME COORDINATOR**  
 1st season at Texas State ... Served as head coach at Arkansas and SMU ... Was the OC at Clemson (2011-14) ... Won back-to-back state championships with Lake Travis (2008-09).



**BRADLEY DALE PEVETO**  
**CO-DEFENSIVE COORD/LB**  
 1st season at Texas State ... Previous head coach at Northwestern State (2009-12) ... Spent 2021-23 at UTEP ... Has been a part of teams that have reached 11 bowl games, including the 2007 BCS National Championship with LSU as the national champion's LB coach/ST coordinator.




**BARRICK NEALY**  
**RUNNING BACKS**  
 1st season at Texas State ... An All-American for the Bobcats and finalist for the Walter Payton Award ... Came to TXST after serving as AHC and running backs coach at UTEP (2020-23).



**MATTHEW GREGG**  
**CORNERBACKS**  
 2nd season at Texas State ... Coached at UIW for 4 years (2019-22) ... Coached high school football in Texas for 2 years ... Coached Kilgore JC in 2018 ... Houston native.



**JORDAN SHOEMAKER**  
**OL/RUN GAME COORDINATOR**  
 2nd season at Texas State ... Spent 5 seasons at UIW ... coached 12 all-conference offensive linemen at UIW ... Graduate of Houston ... Started his career at Baylor (5 years) ... Also coached high school in Texas.



**MIKE O'GUIN**  
**DEFENSIVE LINE**  
 2nd season at Texas State ... Defensive line coach at Sam Houston in 2021 and 2022 ... Helped the Bearkats rank top-20 in FCS in scoring defense in 2022 ... Coached 5 years in high school in Texas.

ANALYSTS & GRADUATE ASSISTANTS

- Landon Keopple - Senior Offensive Analyst
- David Stuckman - Senior Defensive Analyst
- Reggie Marshall - Defensive Analyst
- Steven Koch - Special Teams Analyst
- Chastin Evans - Graduate Assistant, Offense
- Andrew Cobus - Graduate Assistant, Offense



## TEXAS STATE vs. UTSA

### ALPHABETICAL ROSTER

#	Name	POS	HT	WT	YR	Hometown
30	Tunmise Adeleye	DT	6-4	263	R-Jr.	Katy, Texas
22	Kalil Alexander	DE	6-3	225	R-Jr.	Charlotte, N.C.
41	Carlos Alvarad	K	5-9	158	R-Fr.	The Woodlands, Texas
88	Langston Anderson	WR	6-1	205	R-Sr.	Midlothian, Texas
23	Amarion Atwood	CB	6-1	185	R-Fr.	Mesquite, Texas
75	Bami Badusi	OL	6-6	317	R-Fr.	Grand Prairie, Texas
15	Brice Bass	DE	6-4	252	Sr.	Stockbridge, Ga.
61	Aiden Beckett	OL	6-3	330	Fr.	Elgin, Texas
33	Ben Bell	DE	6-2	255	Sr.	Cedar Park, Texas
26	Michael Boudoin III	TE	6-4	225	R-Jr.	Buda, Texas
30	Tyrese Brown	RB	5-10	182	Sr.	Madisonville, Texas
4	Torrance Burgess Jr.	RB	5-8	175	R-Jr.	Pearland, Texas
68	Sully Burns	OL	6-7	309	R-Fr.	Plano, Texas
34	Justin Cannon	RB	6-0	210	Fr.	Leander, Texas
51	Jacob Caruthers	DE	6-1	225	Fr.	Leander, Texas
9	Caleb Coleman	STAR	6-2	200	R-Jr.	Phenix City, Ala.
8	Tavian Coleman	DT	6-1	300	Sr.	Humble, Texas
72	David Conner	OL	6-6	307	R-So.	Atlanta, Ga.
27	Bobby Crosby	S	6-2	190	Sr.	Fort Lauderdale, Fla.
19	Kaleb "Kuga" Culp	S	5-10	192	Sr.	Dallas, Texas
1	Chris Dawn, Jr.	WR	5-7	170	So.	Dallas, Texas
66	Justin DeLeon	OL	6-3	315	R-Fr.	Kingsville, Texas
18	Drew Donley	WR	6-2	180	R-Jr.	Frisco, Texas
58	Ezra Dotson-Oyetade	OL	6-3	290	Jr.	Garland, Texas
1	Joshua Eaton	CB	6-2	190	R-Jr.	Houston, Texas
4	Alonzo Edwards, Jr.	STAR	5-11	190	Sr.	Madison, Miss.
17	Kylen Evans	WR	6-2	200	Fr.	McKinney, Texas
62	Malcolm Fields	OL	6-3	286	R-Fr.	Manvel, Texas
9	Konner Fox	TE	6-4	253	R-Sr.	San Antonio, Texas
37	Brendan Franke	K	6-3	230	R-Jr.	Gretna, Neb.
12	Jaylon Griffin	WR	6-3	185	R-Sr.	Huntsville, Texas
21	Canden Grogan	CB	6-3	175	R-Jr.	Mont Belvieu, Texas
33	Deion Hankins	RB	6-0	228	R-Sr.	El Paso, Texas
71	Alex Harkey	OL	6-6	335	R-Jr.	Austin, Texas
20	Justin Harris	S	6-0	186	R-Sr.	Dayton, Ohio
2	Max Harris	LB	6-0	232	Jr.	Montgomery, Ala.
6	PJ Hatter	QB	6-2	190	R-Fr.	Houston, Texas
14	Kenny Haynes	LB	6-1	215	R-Sr.	Edna, Texas
10	Joey Hobert	WR	5-11	189	Sr.	San Clemente, Calif.
49	Layne Horak	S	5-11	182	Jr.	Rockwall, Texas
55	Nathan Huerta	DT	6-0	266	R-So.	Rockwall, Texas
34	Jermy Jackson Jr.	DE	6-3	218	Fr.	Harlingen, Texas
8	Brad Jackson	QB	6-0	200	Fr.	Waxahachie, Texas
5	Darius Jackson	S	6-2	195	R-So.	San Antonio, Texas
42	Tymere Jackson	DE	6-5	235	Jr.	Red Oak, Texas
5	Jaylen Jenkins	RB	5-8	175	Jr.	Monterey, Calif.
50	Nick Johnson	DT	6-3	270	R-Fr.	Allen, Texas
37	Christopher Jones	CB	6-2	185	Fr.	Houston, Texas
76	Nash Jones	OL	6-5	320	Sr.	Houston, Texas
44	Karson Kaiser	LB	6-3	225	R-So.	Nacogdoches, Texas
6	Jo'Laison Landry	DE	6-3	245	R-Fr.	Boerne, Texas
74	Ian Langford	OL	6-5	310	R-So.	Houston, Texas
90	Amipeleasi Langi Jr	DT	6-6	312	Sr.	Hebron, Texas
40	JeCareon Lathan	CB	6-1	182	R-Jr.	Lihue, Hawaii
46	Ja'Mari Laye	LB	5-10	217	Fr.	Minden, Louisiana
50	Jimmy Lee	OL	6-6	285	Jr.	DeSoto, Texas
73	Tellek Lockette	OL	6-3	327	Jr.	DeSoto, Texas
86	Titus Lyons	TE	6-3	240	R-Jr.	Miami, Fla.
21	Ismail Mahdi	RB	5-9	185	Jr.	Pottsboro, Texas
14	Jordan Martin	WR	6-1	190	Fr.	Murphy, Texas
15	RJ Martinez	QB	5-11	210	R-Jr.	Dallas, Texas
56	Owen McClintock	LB	6-0	219	R-Jr.	Austin, Texas
3	Jordan McCloud	QB	6-0	205	R-Sr.	Chagrin Falls, Ohio
83	Dawson Menegatti	WR	6-2	195	R-Sr.	Tampa, Fla.
						Pueblo West, Colo.

### NUMERICAL ROSTER

No.	Name	Pos.
0	Steven Parker	DE
0	Jaden Williams	WR
1	Chris Dawn Jr.	WR
1	Joshua Eaton	CB
2	Max Harris	LB
2	Kole Wilson	WR
3	Jordan McCloud	QB
3	Terry Webb	DT
4	Torrance Burgess Jr.	RB
4	Alonso Edwards Jr.	STAR
5	Darius Jackson	S
5	Jaylen Jenkins	RB
6	PJ Hatter	QB
6	Jo'Laison Landry	DE
7	Chris Mills	CB
7	Lincoln Pare	RB
8	Tavian Coleman	DT
8	Brad Jackson	QB
9	Caleb Coleman	STAR
9	Konner Fox	TE
10	Joey Hobert	WR
10	Jordan Polk	CB
11	Beau Sparks	WR
11	Deven Wright	DE
12	Jaylon Griffin	WR
12	Tory Spears	WR
13	Griffin Moore	TE
13	Mannie Nunnery	LB
14	Kenny Haynes	LB
14	Jordan Martin	WR
15	Brice Bass	DE
15	RJ Martinez	QB
16	Blake Smith	TE
16	Donte Thompson	CB
17	Kylen Evans	WR
17	Dominique Ratcliff	DT
18	Drew Donley	WR
18	Derick Mourning Jr.	LB
19	Kaleb "Kuga" Culp	S
19	Dylan Rhodes	WR
20	Justin Harris	S
20	Lincoln Philyaw	QB
21	Canden Grogan	CB
21	Ismail Mahdi	RB
22	Kalil Alexander	DE
23	Amarion Atwood	CB
23	Junior Thornton	WR
24	Trez Moore	CB
25	James Neal	LB
26	Michael Boudoin III	TE
27	Bobby Crosby	S
27	Kannon Webb	WR
28	Tice Williams	S
29	Treylin Payne	LB
30	Tunmise Adeleye	DT
30	Tyrese Brown	RB
31	Kameron Pearson	CB
32	Ryan Nolan	S
33	Ben Bell	DE
33	Deion Hankins	RB



## 2024 TXST GAME NOTES | GAME #2

### ALPHABETICAL ROSTER

92	Alex Merritt	DT	6-3	300	R-Sr.	Cincinnati, Ohio
48	Daniel Meunier	LS	5-10	235	R-Sr.	Lynwood, Calif.
7	Chris Mills	CB	6-0	195	R-Sr.	Converse, Texas
35	Will Mitchell	S	5-10	185	Fr.	Missouri City, Texas
13	Griffin Moore	TE	6-4	252	R-Sr.	Bloomington, Ill.
24	Trez Moore	CB	6-1	195	R-Jr.	St. Louis, Mo.
18	Derick Mourning, Jr.	LB	6-3	224	R-Jr.	Houston, Texas
25	James Neal	LB	6-0	231	R-Sr.	Paris, Texas
32	Ryan Nolan	S	5-10	181	So.	Gainesville, Fla.
82	Isaac Norris	WR	5-11	187	R-So.	Austin, Texas
54	Tyler Norris	OL	6-4	296	Fr.	Dallas, Texas
38	David Nunez	P	5-10	182	R-Jr.	Houston, Texas
13	Mannie Nunnery	LB	6-1	229	R-Sr.	Houston, Texas
65	Emeka Obigbo	OL	6-5	357	R-Jr.	Arlington, Texas
55	Jimeto Obigbo	OL	6-4	339	Sr.	Arlington, Texas
45	John Oehrlein	LS	6-1	239	R-Sr.	Austin, Texas
7	Lincoln Pare	RB	5-9	200	R-Jr.	Germantown, Tenn.
0	Steven Parker	DE	6-4	263	R-Sr.	Dallas, Texas
87	Gage Patrick	TE	6-4	245	R-So.	Buda, Texas
29	Treylin Payne	LB	6-0	215	Jr.	San Antonio, Texas
31	Kameron Pearson	CB	6-0	191	Jr.	Sumter, S.C.
20	Lincoln Philyaw	QB	6-2	213	Fr.	San Antonio, Texas
10	Jordan Polk	CB	6-1	195	R-Sr.	Arlington, Texas
17	Dominique Ratcliff	DT	6-3	295	R-Jr.	Conroe, Texas
40	Lars Rau	P	6-2	200	Fr.	Novato, Calif.
63	Aidin Rhodes	OL	6-3	283	R-Fr.	Sugar Land, Texas
19	Dylan Rhodes	WR	6-2	200	R-Fr.	McKinney, Texas
51	Brock Riker	OL	6-4	290	Fr.	Brock, Texas
44	Austin Samaha	TE	6-2	253	Jr.	Sour Lake, Texas
52	Trenton Scott	OL	6-6	348	R-Jr.	Luling, Texas
36	Mason Shipley	K	6-0	185	R-Jr.	Liberty Hill, Texas
80	Jake Simpson	TE	6-5	241	R-Fr.	Frisco, Texas
16	Blake Smith	TE	6-4	247	R-Jr.	Southlake, Texas
85	Cullen Smith	WR	6-2	204	R-So.	Mooresville, N.C.
48	Travion Smith	DT	6-1	269	So.	Schertz, Texas
47	Darian Snell	LS	6-3	250	Fr.	Houston, Texas
11	Beau Sparks	WR	5-11	175	So.	El Paso, Texas
12	Tory Spears	S	6-3	207	R-Sr.	Houston, Texas
64	Dorion Strawn	OL	6-6	315	R-Jr.	Ennis, Texas
43	Justin Strong	S	6-1	181	R-Fr.	Elgin, Texas
39	Beckham Sunderland	K	6-1	201	Jr.	Newport, Ky.
16	Donte Thompson	CB	5-11	175	R-Jr.	Pensacola, Fla.
23	Junior Thornton	WR	5-8	160	Fr.	Waco, Texas
77	Chayse Todd	OL	6-2	320	R-Sr.	Crosby, Texas
67	Carter Traynor	OL	6-7	285	R-Fr.	San Antonio, Texas
99	Kamren Washington	DT	6-2	290	R-So.	Arlington, Texas
	Khalil Warfield	DB	6-1	201	So.	San Antonio, Texas
41	Kaden Watts	CB	5-8	170	R-So.	Brenham, Texas
27	Kannon Webb	WR	5-10	172	R-Jr.	San Marcos, Texas
3	Terry Webb	DT	6-3	314	Sr.	Galveston, Texas
0	Jaden Williams	WR	5-11	182	Sr.	Pflugerville, Texas
89	Jordan Williams	TE	6-4	243	Fr.	Midland, Texas
28	Tice Williams	S	6-1	201	Fr.	Conroe, Texas
2	Kole Wilson	WR	5-9	170	Jr.	Katy, Texas
11	Deven Wright	DE	6-5	215	Jr.	Southaven, Miss.

### NUMERICAL ROSTER

34	Justin Cannon	RB
34	Jermy Jackson Jr.	DE
35	Will Mitchell	S
36	Mason Shipley	K
37	Brendan Franke	K
37	Christopher Jones	CB
38	David Nunez	P
39	Beckham Sunderland	K
40	JeCareon Lathan	CB
40	Lars Rau	P
41	Carlos Alvarado	K
41	Kaden Watts	CB
42	Tymere Jackson	DE
43	Justin Strong	S
44	Karson Kaiser	LB
44	Austin Samaha	TE
45	John Oehrlein	LS
46	Ja'Mari Laye	LB
47	Darian Snell	LS
48	Daniel Meunier	LS
48	Travion Smith	DT
49	Layne Horak	S
50	Nick Johnson	DT
50	Jimmy Lee	OL
51	Jacob Caruthers	DE
51	Brock Riker	OL
52	Trenton Scott	OL
54	Tyler Norris	OL
55	Nathan Huerta	DT
55	Jimeto Obigbo	OL
56	Owen McClintock	LB
58	Ezra Dotson-Oyetade	OL
61	Aiden Beckett	OL
62	Malcolm Fields	OL
63	Aidin Rhodes	OL
64	Dorion Strawn	OL
65	Emeka Obigbo	OL
66	Justin DeLeon	OL
67	Carter Traynor	OL
68	Sully Burns	OL
71	Alex Harkey	OL
72	David Conner	OL
73	Tellek Lockette	OL
74	Ian Langford	OL
75	Bami Badusi	OL
76	Nash Jones	OL
77	Chayse Todd	OL
80	Jake Simpson	TE
82	Isaac Norris	WR
83	Dawson Menegatti	WR
85	Cullen Smith	WR
86	Titus Lyons	TE
87	Gage Patrick	TE
88	Langston Anderson	WR
89	Jordan Williams	TE
90	Amipeleasi Langi Jr.	DT
92	Alex Merritt	DT
99	Kamren Washington	DT
	Khalil Wafield	DB

### PRONUNCIATION GUIDE

GJ KINNE .....Kin-ee  
 TUNMISE ADELEYE .....toon-ME-see uh-DEL-ee  
 Michael BOUDOIN III .....bo-dwin  
 Ezra Dotson-OYETADE .....oye-ya-TAH-day  
 Sam LATHAM .....lay-thm  
 JO'LAISON Landry .....jo-LAY-she-un  
 AMIPELEASI langi Jr. ....am-uh-puh-lah-see  
 JECAREON Lathan .....juh-CARE-ee-on

TELLEK Lockette .....tuh-LEEK  
 Ismail Mahdi .....Iss-mile MAH-dee  
 Dawson MENEGATTI .....men-uh-GAH-ti  
 Daniel MEUNIER .....MOON-yay  
 EMEKA OBIGBO .....Uh-mecca OH-bee-bo  
 JIMETO OBIGBO .....Jim-eto OH-bee-bo  
 Lincoln PARE .....perry  
 Brock RIKER .....RY-ker  
 Austin SUHMAHA .....suh-MA-ha



DEPTH CHART

VS. UTSA

OFFENSE

QB	<b>3</b>	<b>Jordan McCloud (6-0, 205, R-Sr.)</b>	
	15	RJ Martinez (5-11, 210, R-Jr.)	
	6	PJ Hatter (6-2, 190, R-Fr.)	or
	8	Brad Jackson (6-0, 200, Fr.)	
RB	<b>21</b>	<b>Ismail Mahdi (5-9, 185, Jr.)</b>	
	5	Jaylen Jenkins (5-8, 175, Jr.)	or
	4	Torrance Burgess Jr. (5-8, 175, R-Jr.)	or
	7	Lincoln Pare (5-9, 200, R-Jr.)	or
	33	Deion Hankins (6-0, 228, R-Sr.)	
TE	<b>9</b>	<b>Konner Fox (6-4, 253, R-Sr.)</b>	
	86	Titus Lyons (6-3, 240, R-Jr.)	or
	13	Griffin Moore (6-4, 252, R-Sr.)	
	80	Jake Simpson (6-5, 241, R-Fr.)	
	26	Michael Boudoin III (6-4, 225, R-Jr.)	
WR-X	<b>1</b>	<b>Chris Dawn Jr. (5-7, 170, So.)</b>	
	88	Langston Anderson (6-1, 205, R-Sr.)	or
	17	Kylen Evans (6-2, 200, Fr.)	
WR-H	<b>2</b>	<b>Kole Wilson (5-9, 170, Jr.)</b>	
	18	Drew Donley (6-2, 180, R-Jr.)	
	82	Isaac Norris (5-11, 187, R-So.)	
WR-Y	<b>10</b>	<b>Joey Hobert (5-11, 189, Sr.)</b>	
	11	Beau Sparks (5-11, 175, So.)	
	14	Jordan Martin (6-1, 190, Fr.)	
	27	Kannon Webb (5-10, 172, R-Jr.)	
WR-Z	<b>0</b>	<b>Jaden Williams (5-11, 182, Sr.)</b>	
	18	Drew Donley (6-2, 180, R-Jr.)	or
	12	Jaylon Griffin (6-3, 185, R-Sr.)	
	19	Dylan Rhodes (6-2, 200, R-Fr.)	
LT	<b>76</b>	<b>Nash Jones (6-5, 320, Sr.)</b>	or
	<b>64</b>	<b>Dorion Strawn (6-6, 315, R-Jr.)</b>	
	68	Sully Burns (6-7, 309, R-Fr.)	
	54	Tyler Norris (6-4, 296, Fr.)	
LG	<b>64</b>	<b>Dorion Strawn (6-6, 315 R. Jr.)</b>	or
	<b>76</b>	<b>Nash Jones (6-5, 320, Sr.)</b>	
	65	Emeka Obigbo (6-5, 357, R-Jr.)	
C	<b>77</b>	<b>Chayse Todd (6-2, 320, R-Sr.)</b>	
	58	Ezra Dotson-Oyetade (6-3, 290, Jr.)	or
	51	Brock Riker (6-4, 290, Fr.)	
	74	Ian Langford (6-5, 310, R-So.)	
RG	<b>73</b>	<b>Tellek Lockette (6-3, 327, Jr.)</b>	or
	<b>71</b>	<b>Alex Harkey (6-6, 335, R-Jr.)</b>	
	66	Justin DeLeon (6-3, 315, R-Fr.)	
RT	<b>71</b>	<b>Alex Harkey (6-6, 335, R-Jr.)</b>	or
	<b>52</b>	<b>Trenton Scott (6-6, 348, R-Jr.)</b>	
	75	Bami Badusi (6-6, 317, R-Fr.)	
	72	David Conner (6-6, 307, R-So.)	

Consecutive Starts

DEFENSE

DE	<b>0</b>	<b>Steven Parker (6-4, 263, R-Sr.)</b>	
	6	Jo'Laison Landry (6-3, 245, R-Fr.)	
DE	<b>15</b>	<b>Brice Bass (6-4, 252, Sr.)</b>	or
	<b>11</b>	<b>Devin Wright (6-5, 215, Jr.)</b>	
DT	<b>17</b>	<b>Dominique Ratcliff (6-3, 295, R-Jr.)</b>	
	92	Alex Merritt (6-3, 300, R-Sr.)	
NT	<b>8</b>	<b>Tavian Coleman (6-1, 300, Sr.)</b>	
	90	Amipeleasi Langi Jr. (6-6, 312, Sr.)	
DT	<b>3</b>	<b>Terry Webb (6-3, 314, Sr.)</b>	
	30	Tunmise Adeleye (6-4, 301, R-Jr.)	or
	99	Kamren Washington (6-2, 290, R-So.)	
EDGE	<b>33</b>	<b>Ben Bell (6-2, 255, Sr.)</b>	
	22	Kalil Alexander (6-3, 225, R-Jr.)	
	34	Jermy Jackson Jr. (6-3, 218, Fr.)	
WLB	<b>14</b>	<b>Kenny Haynes (6-1, 215, R-Sr.)</b>	or
	<b>13</b>	<b>Mannie Nunnery (6-1, 229, R-Sr.)</b>	
MLB	<b>2</b>	<b>Max Harris (6-0, 232, Jr.)</b>	or
	<b>25</b>	<b>James Neal (6-0, 231, R-Sr.)</b>	
	18	Derick Mourning Jr. (6-3, 224, R-Jr.)	
SLB	<b>29</b>	<b>Treylin Payne (6-0, 215, Jr.)</b>	or
	<b>12</b>	<b>Tory Spears (6-3, 207, R-Sr.)</b>	or
	<b>22</b>	<b>Kalil Alexander (6-3, 225, R-Jr.)</b>	
CB	<b>7</b>	<b>Chris Mills (6-0, 195, R-Sr.)</b>	
	24	Trez Moore (6-1, 195, R-Jr.)	or
	16	Donte Thompson (5-11, 175, R-Jr.)	
	23	Amarion Atwood (6-1, 185, R-Fr.)	
STAR	<b>10</b>	<b>Jordan Polk (6-1, 195, R-Sr.)</b>	or
	<b>4</b>	<b>Alonzo Edwards, Jr. (5-11, 190, Sr.)</b>	or
	<b>20</b>	<b>Justin Harris (6-0, 186, R-Sr.)</b>	
FS	<b>27</b>	<b>Bobby Crosby (6-2, 190, Sr.)</b>	or
	<b>5</b>	<b>Darius Jackson (6-2, 195, R-So.)</b>	
	32	Ryan Nolan (5-10, 181, So.)	
	35	William Mitchell (5-10, 185, Fr.)	
SS	<b>19</b>	<b>Kaleb Culp (5-10, 192, Sr.)</b>	or
	<b>12</b>	<b>Tory Spears (6-3, 207, R-Sr.)</b>	
	9	Caleb Coleman (6-2, 200, R-Jr.)	
	28	Tice Williams (6-1, 201, Fr.)	
CB	<b>1</b>	<b>Josh Eaton (6-2, 190, R-Jr.)</b>	
	21	Canden Grogan (6-3, 175, R-Jr.)	or
	16	Donte Thompson (5-11, 175, R-Jr.)	
	37	Christopher Jones (6-2, 185, Fr.)	

Consecutive Starts

SPECIALISTS

K	<b>36</b>	<b>Mason Shipley (6-0, 185, R-Jr.)</b>	
	37	Brendan Franke (6-3, 230, R-Jr.)	
	41	Carlos Alvarado (5-9, 158, R-Fr.)	
P	<b>38</b>	<b>David Nunez (5-10, 182, R-Jr.)</b>	or
	<b>40</b>	<b>Lars Rau (6-2, 200, Fr.)</b>	
KR	<b>21</b>	<b>Ismail Mahdi (5-9, 185, Jr.)</b>	or
	<b>2</b>	<b>Kole Wilson (5-9, 170, Jr.)</b>	
PR	<b>2</b>	<b>Kole Wilson (5-9, 170, Jr.)</b>	
	10	Joey Hobert (5-11, 189, Sr.)	



### OFFENSE

#### OFFENSIVE LINE (20)

No.	Name	Pos.	Class	HT	WT	Hometown
50	Jimmy Lee	OL	Jr.	6-6	285	DeSoto, Texas
51	Brock Riker	OL	Fr.	6-4	290	Brock, Texas
52	Trenton Scott	OL	R-Jr.	6-6	305	Luling, Texas
54	Tyler Norris	OL	Fr.	6-4	296	Dallas, Texas
55	Jimeto Obigbo	OL	Sr.	6-4	320	Arlington, Texas
58	Ezra Dotson-Oyetade	OL	Jr.	6-3	290	Garland, Texas
62	Malcolm Fieldt	OL	R-Fr.	6-3	286	Manvel, Texas
63	Aidin Rhodes	OL	R-Fr.	6-3	283	Sugar Land, Texas
64	Dorion Strawn	OL	R-Jr.	6-6	315	Ennis, Texas
65	Emeka Obigbo	OL	R-Jr.	6-5	357	Arlington, Texas
66	Justin DeLeon	OL	R-Fr.	6-3	315	Kingsville, Texas
67	Carter Traynor	OL	R-Fr.	6-7	285	San Antonio, Texas
68	Sully Burns	OL	R-Fr.	6-7	309	Plano, Texas
71	Alex Harkay	OL	R-Jr.	6-6	335	Austin, Texas
72	David Conner	OL	R-So.	6-6	307	Atlanta, Georgia
73	Tellek Lockette	OL	Jr.	6-3	327	Miami, Fla.
74	Ian Langford	OL	R-So.	6-5	310	Hebron, Texas
75	Bami Badusi	OL	R-Fr.	6-6	317	Grand Prairie, Texas
76	Nash Jones	OL	Sr.	6-5	320	Nacogdoches, Texas
77	Chayse Todd	OL	R-Sr.	6-2	320	Crosby, Texas

#### QUARTERBACKS (5)

No.	Name	Pos.	Class	HT	WT	Hometown
3	Jordan McCloud	QB	R-Sr.	6-0	205	Tampa, Fla.
6	PJ Hatter	QB	R-Fr.	6-2	190	Houston, Texas
8	Brad Jackson	QB	Fr.	6-0	200	San Antonio, Texas
15	RJ Martinez	QB	R-Jr.	5-11	210	Austin, Texas
20	Lincoln Philyaw	QB	Fr.	6-2	213	San Antonio, Texas

#### RUNNING BACKS (6)

No.	Name	Pos.	Class	HT	WT	Hometown
4	Torrance Burgess Jr.	RB	R-Jr.	5-8	175	Pearland, Texas
5	Jaylen Jenkins	RB	Jr.	5-8	175	Allen, Texas
7	Lincoln Pare	RB	R-Jr.	5-9	195	Germantown, Tenn.
21	Ismail Mahdi	RB	Jr.	5-9	180	Murphy, Texas
30	Tyrese Brown	RB.	Sr.	5-10	182	Madisonville, Texas
33	Deion Hankins	RB	R-Sr.	6-0	228	El Paso, Texas

#### TIGHT ENDS (9)

No.	Name	Pos.	Class	HT	WT	Hometown
9	Konner Fox	TE	R-Sr.	6-4	253	San Antonio, Texas
13	Griffin Moore	TE	R-Sr.	6-4	252	Bloomington, Ill.
16	Blake Smith	TE	R-Jr.	6-4	247	Southlake, Texas
26	Michael Boudoin III	TE	R-Jr.	6-4	225	Buda, Texas
44	Austin Samaha	TE	Jr.	6-2	253	Sour Lake, Texas
80	Jake Simpson	TE	R-Fr.	6-5	241	Frisco, Texas
86	Titus Lyons	TE	R-Jr.	6-3	240	Pottsboro, Texas
87	Gage Patrick	TE	R-SO.	6-4	245	Buda, Texas
89	Jordan Williams	TE	Fr.	6-4	243	Midland, Texas

#### WIDE RECEIVERS (16)

No.	Name	Pos.	Class	HT	WT	Hometown
0	Jaden Williams	WR	Sr.	5-11	182	Pflugerville, Texas
1	Chris Dawn Jr.	WR	So.	5-7	170	Dallas, Texas
2	Kole Wilson	WR	Jr.	5-9	170	Katy, Texas
10	Joey Hobert	WR	Sr.	5-11	189	San Clemente, Calif.
11	Beau Sparks	WR	So.	5-11	175	El Paso, Texas
12	Jaylon Griffin	WR	R-Sr.	6-3	185	Huntsville, Texas
14	Jordan Martin	WR	Fr.	6-1	190	Dallas, Texas
17	Kylen Evans	WR	Fr.	6-2	200	McKinney, Texas
18	Drew Donley	WR	R-Jr.	6-2	180	Frisco, Texas
19	Dylan Rhodes	WR	R-Fr.	6-2	200	McKinney, Texas
23	Junior Thornton	WR	Fr.	5-8	160	Waco, Texas
27	Kannon Webb	WR	R-Jr.	5-10	180	San Marcos, Texas
82	Isaac Norris	WR	R-So.	5-11	185	Austin, Texas
83	Dawson Menegatti	WR	R-Sr.	6-2	195	Pueblo West, Colorado
85	Cullen Smith	WR	R-So.	6-2	204	Mooresville, N.C.
88	Langston Anderson	WR	R-Jr.	6-0	195	Midlothian, Texas

### DEFENSE

#### DEFENSIVE TACKLES (10)

No.	Name	Pos.	Class	HT	WT	Hometown
3	Terry Webb	DT	Sr.	6-3	314	Galveston, Texas
8	Tavian Coleman	DT	Sr.	6-1	300	Humble, Texas
30	Tunmise Adeleye	DT	R-Jr.	6-4	301	Katy, Texas
48	Travion Smith	DT	So.	6-1	269	Schertz, Texas
50	Nick Johnson	DT	R-Fr.	6-3	270	Houston, Texas
55	Nathan Huerta	DT	R-So.	6-0	266	Harlingen, Texas
90	Amipeleasi Langi Jr.	DT	Sr.	6-6	312	Lihue, Hawaii
92	Alex Merritt	DT	R-Sr.	6-3	300	Cincinnati, Ohio
97	Dominique Ratcliff	DT	R-Jr.	6-3	295	Conroe, Texas
99	Kamren Washington	DT	R-So.	6-2	290	Mansfield, Texas

#### DEFENSIVE ENDS/VIPER (9)

No.	Name	Pos.	Class	HT	WT	Hometown
0	Steven Parker	DE	R-Sr.	6-4	263	Dallas, Texas
6	Jo'Laison Landry	DE	R-Fr.	6-3	245	Houston, Texas
11	Deven Wright	DE	Jr.	6-5	215	Southaven, Miss.
15	Brice Bass	DE	Sr.	6-4	252	Stockbridge, Ga.
22	Kalil Alexander	DE	R-Jr.	6-3	215	Charlotte, N.C.
33	Ben Bell	DE	Jr.	6-2	225	Cedar Park, Texas
34	Jermy Jackson Jr.	DE	Fr.	6-3	218	Waxahachie, Texas
42	Tymere Jackson	DE	Jr.	6-5	235	Monterey, Calif.
51	Jacob Caruthers	DE	Fr.	6-1	225	Leander, Texas

#### LINEBACKERS (9)

No.	Name	Pos.	Class	HT	WT	Hometown
2	Max Harris	LB	Jr.	6-0	232	Montgomery, Ala.
13	Mannie Nunnery	LB	R-Sr.	6-1	229	Houston, Texas
14	Kenny Haynes	LB	R-Sr.	6-1	215	Edna, Texas
18	Derick Mourning Jr.	LB	R-Jr.	6-3	224	Houston, Texas
25	James Neal	LB	R-Sr.	6-0	231	Paris, Texas
29	Treylin Payne	LB	Jr.	6-0	215	San Antonio, Texas
44	Karson Kaiser	LB	R-So.	6-3	225	Boerne, Texas
46	Ja'Mari Laye	LB	Fr.	5-10	217	DeSoto, Texas
56	Owen McClintock	LB	R-Jr.	6-0	219	Chagrin Falls, Ohio

#### STAR (2)

No.	Name	Pos.	Class	HT	WT	Hometown
4	Alonzo Edwards Jr.	STAR	Sr.	5-11	190	Madison, Miss.
9	Caleb Boleman	STAR	R-Jr.	6-2	200	Phenix City, Ala.

#### CORNERBACKS (11)

No.	Name	Pos.	Class	HT	WT	Hometown
1	Joshua Eaton	CB	R-So.	6-1	185	Houston, Texas
7	Chris Mills	CB	R-Sr.	6-0	195	Converse, Texas
10	Jordan Polk	CB	R-Sr.	6-1	195	Arlington, Texas
16	Donte Thompson	CB	R-Jr.	5-11	175	Pensacola, Fla.
21	Canden Grogan	CB	R-Jr.	6-3	175	Mont Belvieu, Texas
23	Amarion Atwood	CB	R-Fr.	6-1	185	Mesquite, Texas
24	Trez Moore	CB	R-Jr.	6-1	196	St. Louis, Mo.
31	Kameron Pearson	CB	Jr.	6-0	191	Sumter, S.C.
32	Christopher Jones	CB	Fr.	6-2	185	Houston, Texas
40	Je'Careon Lathan	CB	R-Jr.	6-1	182	Minden, Louisiana
41	Kaden Watts	CB	R-So.	5-8	170	Brenham, Texas

#### SAFETIES (10)

No.	Name	Pos.	Class	HT	WT	Hometown
5	Darius Jackson	S	R-So.	6-2	175	Red Oak, Texas
12	Tory Spears	S	R-Sr.	6-3	200	Houston, Texas
17	Ryan Nolan	S	So.	5-10	181	Gainesville, Fla.
19	Kaleb Culp	S	Sr.	5-10	185	Dallas, Texas
20	Justin Harris	S	R-Sr.	6-0	186	Dayton, Ohio
27	Bobby Crosby	S	Sr.	6-2	185	Fort Lauderdale, Fla.
28	Tice Williams	S	Fr.	6-1	201	Conroe, Texas
35	Will Mitchell	S	Fr.	5-10	185	Missouri City, Texas
43	Justin Strong	S	R-Fr.	6-1	181	Elgin, Texas
49	Layne Horak	S	Jr.	5-11	182	Rockwall, Texas

### SPECIAL TEAMS

No.	Name	Pos.	Class	HT	WT	Hometown
36	Mason Shipley	K	R-Jr.	6-0	185	Liberty Hill, Texas
37	Brendan Franke	K	R-Jr.	6-3	230	Gretna, Neb.
38	David Nunez	P	R-Jr.	5-10	182	Houston, Texas
39	Beckham Sunderland	K	Jr.	6-1	201	Newport, Kentucky
40	Lars Rau	P	Fr.	6-2	200	Novato, Calif.
41	Carlos Alvarado	K	R-Fr.	5-9	158	The Woodlands, Texas
45	John Oehrlein	LS	R-Sr.	6-1	239	Austin, Texas
47	Darian Snell	LS	Fr.	6-3	250	Houston, Texas
48	Daniel Meunier	LS	R-Sr.	5-10	235	Lynwood, Calif.



# TEXAS STATE vs. UTSA

## SOCIAL MEDIA ROSTER

No.	Name	X/Twitter	Instagram
30	Tunmise Adeleye		
22	Kalil Alexander	KalilAlexander1	kalil.not.khalil
41	Carlos Alvarado		
88	Langston Anderson	Anders6Langston	langstonanderson_88
23	Amarion Atwood		woodboyglee
75	Bami Badusi	kamidelebadusi	kashbamii
15	Brice Bass	bricebass2020	
33	Ben Bell	BenBell99	benbell88
26	Michael Boudoin III	mikey_rocks26	mikey_rocks42
30	Tyrese Brown		
4	Torrance Burgess Jr.	TJBURGESS4	torrancejr
68	Sully Burns		
51	Jacob Caruthers		
9	Caleb Coleman	CalebCTwenty20	calebcoleman16
8	Tavian Coleman	taviancoleman1	sogtavian
72	David Conner		
27	Bobby Crosby	yb_crosby	
19	Kaleb "Kuga" Culp	kalebculp20	kaleb_culp20
1	Chris Dawn, Jr.	ChrisDawnJr	chrisdawnjr
66	Justin DeLeon	trenchdawg65	_jyoungin
18	Drew Donley	_DrewDonley	drew.d47
58	Ezra Dotson-Oyeyade		
1	Joshua Eaton	JoshuaEaton_1	joshuadeaton1
4	Alonzo Edwards, Jr.	A1_edwards7	nonelike4
17	Kylen Evans	ky_2_	kylenevans2
62	Malcolm Fields		malcolm_fields27
9	Konner Fox	KonnerFox	konnerffox
37	Brendan Franke	brendan_franke	franke.13
12	Jaylon Griffin		
21	Canden Grogan		
33	Deion Hankins	DeionHankins	deion.116
71	Alex Harkey	AlexHarkey	hollywood.hark
20	Justin Harris		jharris12
2	Max Harris		pmh2official
6	PJ Hatter	PrestonHatter2	fcp.pj
14	Kenny Haynes	HaynesKendis	kennyh.17
10	Joey Hobert	joey_hobert12	joey.hobert10
49	Layne Horak		
55	Nathan Huerta		nhuerta.42
34	Jermy Jackson Jr.		
8	Brad Jackson	BradJacksonUS	bradjacksonus
5	Darius Jackson	DariusDJJackson	1deebacend
42	Tymere Jackson		
5	Jaylen Jenkins		hollywoo6jenkins
50	Nick Johnson		
32	Christopher Jones		
76	Nash Jones	nashjones51	biggnash_74
44	Karson Kaiser	KarsonKaiser	karson_k7
6	Jo'Laison Landry	cantstoplandry	begreat.jo
74	Ian Langford		
90	Amipeleasi Langi Jr		
40	JeCareon Lathan		
46	Ja'Mari Laye		
50	Jimmy Lee		
73	Tellek Lockette	Tlockit_74	tlock73_
86	Titus Lyons	titus_lyons	titus_lyons
21	Ismail Mahdi	ismailmahdi_6	iamismailmahdi
14	Jordan Martin		
15	RJ Martinez		
56	Owen McClintock	Mcc ClintockOwen	_owenmcc Clintock44_
3	Jordan McCloud	Jordan_McCloud3	jordan_mccloud4
83	Dawson Menegatti		

No.	Name	X/Twitter	Instagram
92	Alex Merritt	AlexMerritt85	alexmerritt8
48	Daniel Meunier		
7	Chris Mills	ChrisMills_17	chrismills.ii
35	Will Mitchell		
13	Griffin Moore		
24	Trez Moore		trez_7_11
18	Derick Mourning, Jr.		djmourning
25	James Neal		solodeepj
17	Ryan Nolan		5smooth__
82	Isaac Norris	isaac_norris5	isaacjnorris
54	Tyler Norris		
38	David Nunez	Davidnoony7	ddavidnunezz
13	Mannie Nunnery		
65	Emeka Obigbo	EmekaObigbo	themekao
55	Jimeto Obigbo	ObigboJimeto	thejimeto
45	John Oehrlein		
7	Lincoln Pare	lincdog4	lincoln.pare
0	Steven Parker		ebe_lilisteve
87	Gage Patrick		gageepat
29	Treylin Payne		
31	Kameron Pearson	FijiKam13	
20	Lincoln Philyaw		
10	Jordan Polk		
97	Dominique Ratcliff	raatcliff	raatcliff
40	Lars Rau		
63	Aidin Rhodes		
19	Dylan Rhodes	dylan_rhodes10	dylanrhodes19
51	Brock Riker		
44	Austin Samaha		
52	Trenton Scott	trentonscott072	trentscott52
36	Mason Shipley	MasonShipley1	mason.shipleyy
80	Jake Simpson	simpson_jake78	jakea_simpson
16	Blake Smith		_blakesmith11
85	Cullen Smith		
48	Travion Smith		
47	Darian Snell		
11	Beau Sparks	Beausparks5	beau_sparks
12	Tory Spears	toryspears8	_txry_
64	Dorion Strawn	StrawnDorion	d.frm.da.e
43	Justin Strong		
39	Beckham Sunderland		
16	Donte Thompson	DonteThompson20	truss.donte
23	Junior Thornton		
77	Chayse Todd		_thechaysetodd_
67	Carter Traynor		
99	Kamren Washington		kbw0k
41	Kaden Watts	jetboywatts	kwattssss
27	Kannon Webb	iamkwebb_	iamkwebb_
3	Terry Webb	Terry5Webb	terry_webb5
0	Jaden Williams	Jadennn25	jwill0
89	Jordan Williams		
28	Tice Williams		
2	Kole Wilson	kolew1lson	gqdough
11	Deven Wright	DevenWright6	dwright.11



HOW TEXAS STATE WAS BUILT

HIGH SCHOOL

JUNIOR COLLEGE

TRANSFERS

2019

1 Total  
1 High School

LB Kenny Haynes (Edna)

2020

3 Total  
2 High School  
0 Junior College  
1 Transfer

P David Nunez (Second Baptist)  
OL Trenton Scott (Luling)

S Tory Spears (Iowa State)

2021

6 Total  
4 High School  
0 Junior College  
2 Transfers

CB Jonathan James (Ridge Point)  
LB Owen McClintock (Chagrin Falls)  
LB Conner Motsinger (Bridgeland)  
WR Kannon Webb (San Marcos)

CB Chris Mills (Missouri)  
K Mason Shipley (Oklahoma State)

2022

13 Total  
5 High School  
3 Junior College  
5 Transfers

WR Isaac Norris (Lake Travis)  
TE Gage Patrick (Johnson)  
WR Brandon Treggs (Warren)  
RB Trent Lacy (Clear Brook)  
CB Kaden Watts (Brenham)

CB Alonzo Edwards, Jr. (Mississippi Gulf Coast)  
TE Titus Lyons (Cisco College)  
LB CJ Williams (Mississippi Gulf Coast)

OLB Ben Bell (LA Tech)  
RB Lincoln Pare (Arkansas State)  
DL Dominique Ratcliff (Louisiana)  
DL Myron Warren (Texas)  
DL Kamren Washington (Sam Houston)

2023

49 Total  
20 High School  
5 Junior College  
24 Transfers

CB Amariion Atwood (Mesquite Horn)  
OL Bami Badusi (Mansfield Timberview)  
WR Chris Dawn Jr. (Mesquite Horn)  
OL Justin DeLeon (H.M. King)  
OL Malcolm Fields (Manvel)  
P Darius Green (Manvel)  
QB PJ Hatter (Westfield)  
DE Jo'Laison Landry (C.E. King)  
DE Carson Klaerner (Bastrop)  
STAR Donovan Malone (Cedar Hill)  
STAR Landon Marsh (New Braunfels)  
TE Joseph Moreland (St. Michael's Catholic)  
WR Xayvion Noland (New Braunfels)  
OL Quattro Perez (Corpus Christi)  
OL Aidin Rhodes (Sugar Land)  
WR Dylan Rhodes (McKinney)  
TE Jake Simpson (Independence)  
S Justin Strong (Elgin)  
OL Carter Traynor (Davenport)  
K Matthew Velasco (Reagan)

DE Kalil Alexander (Coffeyville)  
STAR Michael Boudoin III (Navarro College)  
S Bobby Crosby (Cisco College)  
LB Derick Mourning Jr. (Kilgore College)  
DT Terry Webb (Kilgore College)

OL Marcus Alexander (Oklahoma)  
WR Langston Anderson (Oklahoma State)  
STAR Caleb Coleman (West Virginia)  
S Shon Coleman (Harding)  
DT Tavian Coleman (Utah State)  
S Kaleb Culp (UIW)  
WR Drew Donley (Cincinnati)  
CB Josh Eaton (Oklahoma)  
TE Konner Fox (Kansas State)  
OL Alex Harkey (Colorado)  
WR Joey Hobert (Utah Tech)  
DT Nathan Huerta (Southwestern)  
S Darius Jackson (Missouri)  
OL Nash Jones (UIW)  
QB Karson Kaiser (New Mexico State)  
RB Ismail Mahdi (HCU)  
OL Emeka Obigbo (UIW)  
OL Jimeto Obigbo (UIW)  
LS John Oehrlein (Arkansas)  
DL Christian Rorie (Duke)  
OL Dorion Strawn (UIW)  
OL Chayse Todd (Houston)  
WR Kole Wilson (UIW)  
DE Deven Wright (Boise State)

2024

35 Total  
12 High School  
5 Junior College  
18 Transfers

WR Kylan Evans (Frisco Emerson)  
QB Brad Jackson (Reagan)  
DL Jermy Jackson Jr. (Waxahachie)\*  
DT Nick Johnson (Mayde Creek)  
CB Chris Jones (Westbury)\*  
WR Jordan Martin (Kimball)\*  
S William Mitchell (Fort Bend Marshall)\*  
OL Tyler Norris (W.T. White)\*  
TE Derrick Osmond (Broken Arrow)\*  
OL Brock Riker (Brock)\*  
WR Junior Thornton (La Vega)\*  
S Tice Williams (Conroe)\*

S Ryan Nolan (Hutchinson CC)  
CB Kameron Pearson (Coffeyville CC)  
LB Jordan Smith (Navarro College)  
OL Issiah Walker (Butler CC)  
DE Tymer Jackson (East LA College)\*

DL Tunmise Adeleye (Michigan State)  
DL Brice Bass (Gardner-Webb)  
RB Torrance Burgess (UTEP)  
K Brendan Franke (Georgia Southern)  
RB Deion Hankins (UTEP)  
CB Justin Harris (Cincinnati)  
LB Max Harris (ULM)  
RB Jaylen Jenkins (Washington State)  
OL Tellek Lockette (ULM)  
QB Jordan McCloud (James Madison)  
DL Alex Merritt (Eastern Michigan)  
CB Trez Moore (UTEP)  
LB James Neal (UTEP)  
DE Steven Parker (UIW)  
TE Blake Smith (Oklahoma)  
WR Beau Sparks (Utah Tech)  
CB Donte Thompson (Arkansas State)  
WR Jaden Williams (Boston College)





# TEXAS STATE vs. UTSA

## HOW TEXAS STATE WAS BUILT - BY POSITION

### OFFENSIVE LINE (20)

No.	Name	Class	Enrolled as	Signing Class	Year at TXST	First Year at TXST	Year in College	First Year in College	Previous School	Level
77	Chayse Todd	R-Sr.	Transfer	2023	2nd	2023	6th	2019	Houston	FBS
52	Trenton Scott	R-Jr.	High school	2020	5th	2020	5th	2020	Luling HS	HS
55	Jimeto Obigbo	Sr.	Transfer	2023	2nd	2023	5th	2020	UIW	FCS
65	Emeka Obigbo	R-Jr.	Transfer	2023	2nd	2023	5th	2020	UIW	FCS
71	Alex Harkey	R-So.	Transfer	2023	2nd	2023	5th	2020	Colorado	FBS
76	Nash Jones	Sr.	Transfer	2023	2nd	2023	5th	2020	UIW	FCS
64	Dorion Strawn	R-Jr.	Transfer	2023	2nd	2023	4th	2021	UIW	FCS
66	Justin DeLeon	R-Fr.	High school	2023	2nd	2023	2nd	2023	H.M. King HS	HS
75	Bami Badusi	R-Fr.	High school	2023	2nd	2023	2nd	2023	Mansfield Timberview HS	HS
63	Aidin Rhodes	R-Fr.	High school	2023	2nd	2023	2nd	2023	Fort Bend Austin HS	HS
62	Malcolm Fields	R-Fr.	High school	2023	2nd	2023	2nd	2023	Manvel HS	HS
67	Carter Traynor	R-Fr.	High school	2023	2nd	2023	2nd	2023	Davenport HS	HS
50	Jimmy Lee	Jr.	Transfer	2024	1st	2024	4th	2021	Langston	NAIA
51	Brock Riker	Fr.	High School	2024	1st	2024	1st	2024	Brock HS	HS
54	Tyler Norris	Fr.	High School	2024	1st	2024	1st	2024	W.T. White HS	HS
58	Ezra Dotson-Oyeyade	Jr.	Transfer	2024	1st	2024	4th	2021	Arizona State/TCU	FBS
68	Sully Burns	R-Fr.	Transfer	2024	1st	2024	3rd	2022	Tulane	FBS
72	David Conner	R-So.	Transfer	2024	1st	2024	3rd	2022	Colorado	FBS
73	Tellek Lockette	Jr.	Transfer	2024	1st	2024	3rd	2022	ULM	FBS
74	Ian Langford	R-Fr.	Junior college	2024	1st	2024	2nd	2023	Trinity Valley CC	JC

### QUARTERBACKS (5)

No.	Name	Class	Enrolled as	Signing Class	Year at TXST	First Year at TXST	Year in College	First Year in College	Previous School	Level
6	PJ Hatter	R-Fr.	High school	2023	2nd	2023	2nd	2023	Westfield HS	HS
3	Jordan McCloud	R-Sr.	Transfer	2024	1st	2024	7th	2018	James Madison	FBS
8	Brad Jackson	Fr.	High School	2024	1st	2024	1st	2024	Reagan HS	HS
15	RJ Martinez	R-Jr.	Transfer	2024	1st	2024	4th	2021	Baylor	FBS
20	Lincoln Philyaw	Fr.	High School	2024	1st	2024	1st	2024	Brandeis HS	HS

### RUNNING BACKS (6)

No.	Name	Class	Enrolled as	Signing Class	Year at TXST	First Year at TXST	Year in College	First Year in College	Previous School	Level
7	Lincoln Pare	R-Jr.	Transfer	2022	3rd	2022	5th	2020	Arkansas State	FBS
21	Ismail Mahdi	Jr.	Transfer	2023	2nd	2023	3rd	2022	HCU	FCS
4	Torrance Burgess Jr.	R-Jr.	Transfer	2024	1st	2024	4th	2021	UTEP	FBS
5	Jaylen Jenkins	Jr.	Transfer	2024	1st	2024	3rd	2022	Washington State	FBS
30	Tyrese Brown	Sr.	Transfer	2024	1st	2024	5th	2020	Incarnate Word	FCS
33	Deion Hankins	R-Sr.	Transfer	2024	1st	2024	6th	2019	UTEP	FBS

### TIGHT ENDS (9)

No.	Name	Class	Enrolled as	Signing Class	Year at TXST	First Year at TXST	Year in College	First Year in College	Previous School	Level
9	Konner Fox	R-Sr.	Transfer	2023	2nd	2023	6th	2019	Kansas State	FBS
86	Titus Lyons	R-Jr.	Junior college	2022	3rd	2022	5th	2020	Cisco College	JC
80	Jake Simpson	R-Fr.	High school	2023	2nd	2023	2nd	2023	Independence HS	HS
87	Gage Patrick	R-So.	High School	2023	2nd	2023	2nd	2023	Johnson HS	HS
13	Griffin Moore	R-Sr.	Transfer	2024	1st	2024	5th	2020	Illinois	FBS
16	Blake Smith	R-Jr.	Transfer	2024	1st	2024	6th	2019	Oklahoma	FBS
26	Michael Boudin III	R-Jr.	Junior College	2024	1st	2024	3rd	2022	Navarro College	JC
44	Austin Samaha	Jr.	Transfer	2024	1st	2024	3rd	2022	Texas A&M - Commerce	FCS
89	Jordan Williams	Fr.	Transfer	2024	1st	2024	1st	2024	Legacy HS	HS

### WIDE RECEIVERS (16)

No.	Name	Class	Enrolled as	Signing Class	Year at TXST	First Year at TXST	Year in College	First Year in College	Previous School	Level
88	Langston Anderson	R-Jr.	Transfer	2023	2nd	2023	6th	2019	Oklahoma State	FBS
10	Joey Hobert	Sr.	Transfer	2023	2nd	2023	5th	2020	Utah Tech	FCS
18	Drew Donley	R-Jr.	Transfer	2023	2nd	2023	4th	2021	Cincinnati	FBS
27	Kannon Webb	R-Jr.	High school	2021	4th	2021	4th	2021	San Marcos HS	HS
2	Kole Wilson	Jr.	Transfer	2023	2nd	2023	3rd	2022	UIW	FCS
82	Isaac Norris	R-So.	High school	2022	3rd	2022	3rd	2022	Lake Travis HS	HS
1	Chris Dawn Jr.	So.	High school	2023	2nd	2023	2nd	2023	Mesquite Horn HS	HS
19	Dylan Rhodes	R-Fr.	High school	2023	2nd	2023	2nd	2023	McKinney HS	HS
0	Jaden Williams	Sr.	Transfer	2024	1st	2024	3rd	2022	Boston College	FBS
11	Beau Sparks	So.	Transfer	2024	1st	2024	2nd	2023	Utah Tech	FCS
12	Jaylon Griffin	R-Sr.	Transfer	2024	1st	2024	5th	2020	UCF	FBS
14	Jordan Martin	Fr.	High School	2024	1st	2024	1st	2024	Kimball HS	HS
17	Kylen Evans	Fr.	High School	2024	1st	2024	1st	2024	Frisco Emerson HS	HS
23	Junior Thornton	Fr.	High School	2024	1st	2024	1st	2024	Hewitt Midway HS	HS
83	Dawson Menegatti	R-Sr.	Transfer	2024	1st	2024	4th	2021	Colorado State	FBS
85	Cullen Smith	R-So.	Transfer	2024	1st	2024	4th	2021	UCF	FBS



**HOW TEXAS STATE WAS BUILT - BY POSITION**

**DEFENSIVE TACKLE (10)**

No.	Name	Class	Enrolled as	Signing Class	Year at TXST	First Year at TXST	Year in College	First Year in College	Previous School	Level
8	Tavian Coleman	Sr.	Transfer	2023	2nd	2023	5th	2020	Utah State	FBS
97	Dominique Ratcliff	R-Jr.	Transfer	2022	3rd	2022	5th	2020	Louisiana	FBS
3	Terry Webb	Sr.	Junior college	2023	2nd	2023	4th	2021	Kilgore College	JC
99	Kamren Washington	R-So.	Transfer	2022	3rd	2022	4th	2021	Sam Houston	FCS
55	Nathan Huerta	R-So.	Transfer	2023	2nd	2023	3rd	2022	Southwestern	DIII
48	Travion Smith	So.	High School	2024	2nd	2024	2nd	2023	Samuel Clemens HS	HS
50	Nick Johnson	R-Fr.	High School	2023	2nd	2023	2nd	2023	Mayde Creek HS	HS
30	Tunmise Adeleye	R-Jr.	Transfer	2024	1st	2024	5th	2020	Michigan State	FBS
90	Amipeleasi Langi Jr.	Sr.	Transfer	2024	1st	2024	4th	2021	Houston	FBS
92	Alex Merritt	R-Sr.	Transfer	2024	1st	2024	5th	2020	Eastern Michigan	FBS

**DEFENSIVE END/VIPER (12)**

No.	Name	Class	Enrolled as	Signing Class	Year at TXST	First Year at TXST	Year in College	First Year in College	Previous School	Level
11	Deven Wright	Jr.	Transfer	2023	2nd	2023	5th	2020	Boise State	FBS
33	Ben Bell	Sr.	Transfer	2022	3rd	2022	5th	2020	LA Tech	FBS
22	Kalil Alexander	R-Jr.	Junior college	2023	2nd	2023	5th	2020	Coffeyville CC	JC
6	Jo'Laison Landry	R-Fr.	High school	2023	2nd	2023	2nd	2023	C.E. King HS	HS
0	Steven Parker	R-Sr.	Transfer	2024	1st	2024	5th	2020	Incarmate Word	FCS
15	Brice Bass	Sr.	Transfer	2024	1st	2024	4th	2021	Gardner-Webb	FCS
34	Jermy Jackson Jr.	Fr.	High School	2024	1st	2024	1st	2024	Waxahachie HS	HS
42	Tymere Jackson	Jr.	Transfer	2024	1st	2024	3rd	2022	ELAC	JC
51	Jacob Carutehrs	Fr.	High School	2024	1st	2024	1st	2024	Rouse HS	HS

**LINEBACKERS (10)**

No.	Name	Class	Enrolled as	Signing Class	Year at TXST	First Year at TXST	Year in College	First Year in College	Previous School	Level
14	Kenny Haynes	R-Sr.	High school	2019	6th	2019	6th	2019	Edna HS	HS
18	Derick Mourning Jr.	R-Jr.	Junior college	2023	2nd	2023	5th	2020	Kilgore College	JC
56	Owen McClintock	R-Jr.	High school	2021	4th	2021	4th	2021	Chagrin Falls HS	HS
44	Karson Kaiser	R-So.	Transfer	2023	2nd	2024	3rd	2023	New Mexico State	FCS
2	Max Harris	Jr.	Transfer	2024	1st	2024	3rd	2022	ULM	FBS
13	Mannie Nunnery	R-Sr.	Transfer	2024	1st	2024	5th	2020	Florida	FBS
25	James Neal	R-Sr.	Transfer	2024	1st	2024	5th	2020	UTEP	FBS
29	Treylin Payne	Jr.	Transfer	2024	1st	2024	4th	2021	Houston	FBS
46	Ja'Mari Laye	Fr.	High School	2024	1st	2024	1st	2024	DeSoto HS	HS

**NICKELBACKS/STAR (2)**

No.	Name	Class	Enrolled as	Signing Class	Year at TXST	First Year at TXST	Year in College	First Year in College	Previous School	Level
4	Alonzo Edwards Jr.	Sr.	Junior college	2022	3rd	2022	4th	2021	Mississippi Gulf Coast CC	JC
9	Caleb Coleman	R-Jr.	Transfer	2024	1st	2024	4th	2021	West Virginia	FBS

**CORNERBACKS (9)**

No.	Name	Class	Enrolled as	Signing Class	Year at TXST	First Year at TXST	Year in College	First Year in College	Previous School	Level
7	Chris Mills Jr.	R-Sr.	Transfer	2021	4th	2021	7th	2018	Missouri	FBS
1	Joshua Eaton	R-So.	Transfer	2023	2nd	2023	5th	2020	Oklahoma	FBS
21	Amarion Atwood	R-Fr.	High school	2023	2nd	2023	2nd	2023	Mesquite Horn HS	HS
41	Kaden Watts	R-So.	High School	2022	3rd	2022	3rd	2022	Brenham HS	HS
10	Jordan Polk	R-Sr.	Transfer	2024	1st	2024	6th	2019	Texas A&M Commerce	FCS
16	Donte Thompson	R-Jr.	Transfer	2024	1st	2024	5th	2020	Arkansas State	FBS
21	Camden Grogan	R-Jr.	Transfer	2024	1st	2024	4th	2021	Lamar	FCS
24	Trez Moore	R-Jr.	Transfer	2024	1st	2024	5th	2020	UTEP	FBS
31	Kameron Pearson	Jr.	Junior College	2024	1st	2024	4th	2021	Coffeyville CC	JC
32	Christopher Jones	Fr.	High School	2024	1st	2024	1st	2024	Westbury HS	HS
40	JeCareon Lathan	R-Jr.	Transfer	2024	1st	2024	6th	2019	Old Dominion	FBS

**SAFETIES (12)**

No.	Name	Class	Enrolled as	Signing Class	Year at TXST	First Year at TXST	Year in College	First Year in College	Previous School	Level
12	Tory Spears	R-Sr.	Transfer	2020	5th	2020	7th	2018	Iowa State	FBS
20	Kaleb Culp	Sr.	Transfer	2023	2nd	2023	5th	2020	UIW	FCS
27	Bobby Crosby	Sr.	Junior college	2023	2nd	2023	5th	2020	Cisco College	JC
5	Darius Jackson	R-So.	Transfer	2023	2nd	2023	4th	2021	Missouri	FBS
50	Justin Strong	R-Fr.	High school	2023	2nd	2023	2nd	2023	Elgin HS	HS
17	Ryan Nolan	So.	Junior college	2024	1st	2024	2nd	2023	Hutchinson CC	JC
20	Justin Harris	R-Sr.	Transfer	2024	1st	2024	6th	2019	Cincinnati	FBS
28	Tice Williams	Fr.	High School	2024	1st	2024	1st	2024	Conroe HS	HS
35	Will Mitchell	Fr.	High School	2024	1st	2024	1st	2024	Fort Bend Marshall HS	HS
49	Layne Horak	Jr.	Transfer	2024	1st	2024	3rd	2022	UTPB	DII



PLAYS OF 20+ YARDS

TEXAS STATE BOBCATS

Yards	Type	Player(s)	Opponent
34	Pass	Jaden Williams from Jordan McCloud, 34 yd rec	TD Lamar
25	Rush	Ismail Mahdi, 25 yd rush	Lamar
37	Pass	Joey Hobert from Jordan McCloud, 37 yd rec	TD Lamar
30	Pass	Joey Hobert from Jordan McCloud, 30 yd rec	TD Lamar

No. of plays from scrimmage, 20+ yards: 4 (1 run/3 pass)  
 No. of plays from scrimmage, 40+ yards: -

Returns	Opponent	Player
Kickoff (30+)	Lamar	Ismail Mahdi, 32 yd

Punt

Interception

Fumble

No. of returns 40+ yards: -



PLAYS OF 20+ YARDS

OPPONENTS

Yards	Type	Player(s)	Opponent
41	Pass	Fuselier from Coleman, 41 yd rec .....	Lamar
39	Pass	Boyd from Coleman, 39 yd rec .....	Lamar
47	Pass	Rhea from Coleman, 47 yd rec..... TD .....	Lamar
21	Pass	Jones from Coleman, 21 yd rec.....	Lamar
24	Pass	Fuselier from Coleman, 24 yd rec .....	Lamar

No. of plays from scrimmage, 20+ yards: 5 (0 run/5 pass)  
 No. of plays from scrimmage, 40+ yards: 2 (0 run/2 pass)



TEXAS STATE vs. UTSA

TEXAS STATE BIG PLAYS FROM SCRIMMAGE

Opponent	RUSHING					PASSING				
	10-19	20-29	30-39	40-49	50+	15-19	20-29	30-39	40-49	50+
Lamar	8	1	0	0	0	1	0	3	0	0
Totals	8	1	0	0	0	1	0	3	0	0

OPPONENT BIG PLAYS FROM SCRIMMAGE

Opponent	RUSHING					PASSING				
	10-19	20-29	30-39	40-49	50+	15-19	20-29	30-39	40-49	50+
Lamar	6	0	0	0	0	1	2	1	2	0
Totals	6	0	0	0	0	1	2	1	2	0

TURNOVER CHART

Opponent	Fumbles	TAKEAWAYS			Pts Off	Fumbles	GIVEAWAYS			Margin
		Interceptions	Total				Interceptions	Total	Pts Off	
Lamar	0	0	0	0	0	1	1	2	7	-1



TEXAS STATE ADVANCED OFFENSIVE STATISTICS

Opponent	Passing Downs	Leverage Rate	Field Position Rate	Big Plays (Yds)	Power Rushing	Runs Stuffed	Playcalling % (R/P)
Lamar	27 (33%)	67%	53%	13 (256)	1-6 (17%)	7 (17%)	51/49
Totals	27 (33%)	67%	53%	13 (256)	1-6 (17%)	7 (17%)	51/49

OPPONENT ADVANCED OFFENSIVE STATISTICS

Opponent	Passing Downs	Leverage Rate	Field Position Rate	Big Plays (Yds)	Power Rushing	Runs Stuffed	Playcalling % (R/P)
Lamar	26 (41%)	59%	37%	12 (275)	0-1 (0%)	5 (17%)	51/49
Totals	26 (41%)	59%	37%	12 (275)	0-1 (0%)	5 (17%)	51/49

Glossary of Terms

Passing Downs: Second Downs with 8+ yards to go and third/fourth downs with 5+ yards to go

Leverage Rate: Percentage of non-passing downs

Field Position Rate: Percentage of plays run from opponent's side of the field

Big Plays: Rushes of 10+ yards and completions of 15+ yards

Power Rushing: Rushes with 2 yards or less to go that are converted for 1st down or TD

Runs Stuffed: Rushes that are stopped for no gain or loss



# TEXAS STATE vs. UTSA

## TEXAS STATE SCORING DRIVES

OPPONENT	QTR	TD	FG	PLAYER(S)	PLAY	PL	YDS	TIME
Lamar	1	X		Jaden Williams from Jordan McCloud	34-yard pass	4	68	1:12
	1	X		Ismail Mahdi	1-yard rush	9	55	3:57
	2		X	Mason Shipley	40-yard FG	10	46	3:38
	3		X	Mason Shipley	46-yard FG	11	36	3:09
	4	X		Joey Hobert from Jordan McCloud	37-yard pass	9	75	4:14
	4	X		Joey Hobert from Jordan McCloud	30-yard pass	4	47	1:45



TIME OF POSSESSION

Time of Possession

Date	Opponent		Score	Overall	1st Qtr	2nd Qtr	3rd Qtr	4th Qtr	Overtime
08/31/2024	Lamar University	W	34-27	32:04	05:52	12:18	06:03	07:51	00:00
<b>Texas St.</b>			<b>Total</b>	<b>32:04</b>	<b>05:52</b>	<b>12:18</b>	<b>06:03</b>	<b>07:51</b>	<b>00:00</b>
			<b>Avg.</b>	<b>32:04</b>	<b>05:52</b>	<b>12:18</b>	<b>06:03</b>	<b>07:51</b>	<b>00:00</b>
<b>Opponents</b>			<b>Total</b>	<b>27:56</b>	<b>07:46</b>	<b>04:04</b>	<b>08:53</b>	<b>07:13</b>	<b>00:00</b>
			<b>Avg.</b>	<b>27:56</b>	<b>07:46</b>	<b>04:04</b>	<b>08:53</b>	<b>07:13</b>	<b>00:00</b>





# TEXAS STATE vs. UTSA

## DRIVE SUPERLATIVES

### SCORING DRIVE BREAKDOWN

Yardage	Texas State		Opponent	
	TD	FG	TD	FG
No drive				
Negative Yards				
0-9				
10-19				
20-29				
30-39		1		1
40-49	1	1		
50-59	1			
60-69	1			1
70-79	1		2	
80-89				1
90-99				
<b>Totals</b>	<b>4</b>	<b>2</b>	<b>2</b>	<b>3</b>

### GAME-OPENING DRIVES

Opponent	Texas State			Opponent		
	PTS	1STS	YDS	PTS	1STS	YDS
Lamar	7	3	8	0	1	23
<b>Totals</b>	<b>0</b>	<b>3</b>	<b>41</b>	<b>0</b>	<b>1</b>	<b>23</b>

### SECOND HALF-OPENING DRIVES

Opponent	Texas State			Opponent		
	PTS	1STS	YDS	PTS	1STS	YDS
Lamar	0	3	41	7	3	-10
<b>Totals</b>	<b>0</b>	<b>3</b>	<b>41</b>	<b>7</b>	<b>3</b>	<b>-10</b>

### THREE & OUT DRIVES

Opponent	Texas State		Opponent	
	THREE & OUTS/DRIVES		THREE & OUTS/DRIVES	
Lamar		1		4
<b>Totals</b>		<b>1</b>		<b>4</b>

	TEXAS STATE	OPPONENT
Most Plays/Result	14/Downs	Lamar (Aug. 31, 2024)
Most Yards/Result	80/Downs	Lamar (Aug. 31, 2024)
Most Time/Result	4:58/Downs	Lamar (Aug. 31, 2024)



2024 TXST GAME NOTES | GAME #2

TEXAS STATE DRIVE CHARTS

LAMAR

Qtr.	Time	Start	Plays-Yds	TOP	Result
1	14:56	TXST32	4-68	1:12	TD
1	10:59	TXST45	9-55	3:57	TD
1	4:55	LAMR43	3-30	0:39	Fumble
1	1:22	TXST31	10-46	3:38	FG
2	11:32	TXST32	9-41	3:42	Missed FG
2	5:21	TXST17	14-80	4:58	Downs
3	13:37	TXST35	11-36	3:09	FG
3	2:58	TXST25	8-45	2:54	INT
4	13:44	TXST25	9-75	4:14	TD
4	7:14	LAMR47	4-47	1:45	TD
4	4:03	TXST18	3-(-2)	1:39	Punt

OPPONENT DRIVE CHARTS

LAMAR

Qtr.	Time	Start	Plays-Yds	TOP	Result
1	13:37	LAMR32	6-23	2:38	Downs
1	7:02	LAMR25	3-(-2)	2:07	Punt
1	4:16	LAMR13	4-5	2:54	Punt
2	12:44	LAMR25	3-(-10)	1:12	Punt
2	7:50	LAMR27	3-5	2:29	Punt
2	0:23	LAMR03	1-1	0:23	Half
3	15:00	LAMR25	5-75	1:23	TD
3	10:28	LAMR25	13-64	7:30	FG
3	0:04	LAMR16	6-84	1:20	TD
4	9:30	LAMR25	3-(-5)	2:16	Punt
4	5:29	LAMR25	5-75	1:18	TD
4	2:24	TXST44	9-34	1:47	FG
4	0:32	LAMR41	4-9	0:32	Downs



# TEXAS STATE vs. UTSA

## GAME-BY-GAME STARTERS

### OFFENSE

Opponent	LT	LG	C	RG	RT	QB	RB	TE/WR	WR	WR	WR
Lamar	Strawn	Jones	Todd	Lockett	Harkey	McCloud	Mahdi	Fox	Williams	Wilson	Hobert
UTSA											
Arizona State											
vs Sam Houston											
at Troy											
Arkansas State											
at ODU											
Louisiana											
at ULM											
Southern Miss											
Georgia State											
at South Alabama											

### DEFENSE

Opponent	DE	NT	DT	DE	MLB	WLB	STAR	CB	CB	S	S
Lamar	Bell	Coleman	Webb	Parker	Harris	Haynes	Polk	Eaton	Mills	Jackson	Nolan
UTSA											
Arizona State											
vs Sam Houston											
at Troy											
Arkansas State											
at ODU											
Louisiana											
at ULM											
Southern Miss											
Georgia State											
at South Alabama											

## CAREER STARTS

OFFENSE	2019	2020	2021	2022	2023	2024	Total
Nash Jones, Jr.		6	13	14	6	1	40
Jimeto Obigbo, Jr.			7	14	13		34
Jordan McCloud, R-Sr.	10	7	2		12	1	32
Tellek Lockette, Jr.				5	12	1	18
Joey Hobert, Jr.				7	10	1	18
Jaden Williams, Sr.			6	5	3	1	15
Kole Wilson, So.					13	1	14
Dorion Strawn, R-So.					11	1	12
Ismail Mahdi, So.					10	1	11
Konner Fox, R-Sr.					7	1	8
Lincoln Pare, Jr.				7			7
Trenton Scott, R-So.					7		7
Drew Donley, R-So.					4		4
Chayse Todd, R-Sr.				1	2	1	4
Titus Lyons, R-So.					3		3
Chris Dawn, Jr., Fr.					1		1
Alex Harkey, R-Jr.						1	1

DEFENSE	2019	2020	2021	2022	2023	2024	Total
Kaleb Culp, Sr.			11	12	9		32
Tory Spears, R-Sr.		6	3	9	3		21
Chris Mills, R-Sr.				8	7	1	16
Alonzo Edwards Jr., Sr.				6	7		13
Tavian Coleman, Jr.					13	1	14
Steven Parker, R-Sr.		2		1	9	1	13
Max Harris, Jr.				1	11	1	13
Terry Webb, Jr.					10	1	11
Joshua Eaton, R-So.					7	1	8
Ben Bell, Sr.					7	1	8
Dominique Ratcliff, R-So.				1	3		4
Darius Jackson, R-So.			3			1	4
Kenny Haynes, R-Sr.						1	1
Jordan Polk, R-Sr.						1	1
Ryan Nolan, So.						1	1



3RD-DOWN CONVERSIONS

Date	Opponent	Score	Overall	1st Qtr	2nd Qtr	3rd Qtr	4th Qtr	Overtime
08/31/2024	Lamar University	W 34-27	7-14 50.0	1-1 100.0	3-6 50.0	2-4 50.0	1-3 33.3	0-0 0.0
<b>Texas St.</b>			<b>7-14 50.0</b>	<b>1-1 100.0</b>	<b>3-6 50.0</b>	<b>2-4 50.0</b>	<b>1-3 33.3</b>	<b>0-0 0.0</b>
<b>Opponents</b>			<b>3-14 21.4</b>	<b>0-3 0.0</b>	<b>0-2 0.0</b>	<b>1-3 33.3</b>	<b>2-6 33.3</b>	<b>0-0 0.0</b>

4TH-DOWN CONVERSIONS

Date	Opponent	Score	Overall	1st Qtr	2nd Qtr	3rd Qtr	4th Qtr	Overtime
08/31/2024	Lamar University	W 34-27	1-2 50.0	0-0 0.0	0-1 0.0	0-0 0.0	1-1 100.0	0-0 0.0
<b>Texas St.</b>			<b>1-2 50.0</b>	<b>0-0 0.0</b>	<b>0-1 0.0</b>	<b>0-0 0.0</b>	<b>1-1 100.0</b>	<b>0-0 0.0</b>
<b>Opponents</b>			<b>1-3 33.3</b>	<b>0-1 0.0</b>	<b>0-0 0.0</b>	<b>1-1 100.0</b>	<b>0-1 0.0</b>	<b>0-0 0.0</b>



3RD-DOWN BREAKDOWN

LAMAR

Stat	LAM	TXST
3rd Down Attempts	14	14
3rd Down Conversions	3	7
Conversion Pct.	21.4%	50%
Avg 3rd Down Dist ToGo	8.9	4.8
3rd and Longs (9+)	1-5	0-0
3rd and Shorts (1-4)	0-3	5-6
3rd and Goals	0-0	0-0
Avg Yds Gained/Att	9.9	4.4
3rd Down Passing: C-A Y	5-9 133	7-10 49
1st Downs by Pass	3	4
Avg Yds (per comp)	26.6	7
Avg Yds (per att)	4.6	4.1
Sacked (Yds)	4 (-36)	0 (0)
3rd Down Rushes-Yds	1 - 5	3 - 13
1st Downs by Rush	0	3
Avg Yds (per rush)	5	4.3
Conversions by Penalty	1	1
Pens-Yds by Opp	4 - 30	1 - 15
Off 3rd Down Pens-Yds	1 - 5	1 - 5
3rd Down Turnovers	1	1



1ST-DOWN BREAKDOWN

Game	1st Down Plays	1st Down Total Yards	1st Down Avg Gain	1st Down Rush Att-Yards (Avg)	1st Down Pass C-A-Yards	1st Down Sacked	1st Down Pens-Yds by Opp	1st Down Off Pens-Yards	1st Downs Made	1st Down Turnovers	1st Down Touchdowns
Lamar	26	102	3.9	9-41 (4.6)	7-15-61	2 (-24)	3-45	2-11	6	0	2
Texas State	37	222	6	19-92 (4.8)	10-17-130	1 (-6)	1-15	1-5	10	0	2

1ST DOWN EFFICIENCY - SEASON TOTALS

Stat	TXST	OPP
1st Down Plays	37	26
1st Down Total Yards	222	102
1st Down Avg Gain	6	3.9
1st Down Rush Att-Yards (Avg)	19-92 (4.8)	9-41 (4.6)
1st Down Run Play Pct.	51.4%	34.6%
1st Down Pass C-A-Yards	10-17-130	7-15-61
1st Down Yards Gained Pct. Rush/Pass	41%/59%	40%/60%
1st Down Sacked (Yds)	1 (-6)	2 (-24)
1st Down Pens-Yds by Opp	1-15	3-45
1st Down Off Pens-Yds	1-5	2-11
1st Downs Made	10	6
1st Down Turnovers	0	0
1st Down Touchdowns	2	2



# TEXAS STATE vs. UTSA

## GAME-BY-GAME SUMMARIES

Game	Final Score	Score by Quarter					First Downs				Rushing			Passing			Total Offense		Punting	Fumbles	Penalty	Third	Total
		1	2	3	4 (OT)		Ru	Pa	Pn	Tot	Att	Yds	TD	C-A-I	Yds	TD	Plays	Yds	No-Avg	No-Lost	No-Yds	Downs	TOP
Lamar	27	0	0	10	17	4	6	8	18	29	51	1	16-34-0	237	2	63	288	5-46.4	0-0	12-106	3-14	27:56	
Texas State	34	15	3	3	13	14	13	3	30	41	213	1	28-40-1	273	3	81	484	1-28.0	2-1	16-156	7-14	32:04	

## KICKOFFS & KICKOFF RETURNS

### KICKOFFS

Kickoffs .....	7
Touchbacks (pct.) .....	6 (86%)
Out of Bounds.....	0
Onside Kicks (No./Recovered by TXST) .....	0/0
Opponent Returns (No.-Yds./Avg).....	1-20/20.0
Opponent Touchdowns .....	0

### KICKOFF RETURNS

Kickoffs .....	5
Touchbacks (pct.) .....	2 (40%)
Out of Bounds.....	1
Onside Kicks (No./Recovered by Opp).....	1/1
Returns (No.-Yds./Avg) .....	2-40/20.0
Touchdowns.....	0

## TRACKING THE BOBCATS

Opponent	Kickoff Time (local)	Length	Att.	Halftime Score	Final Score	Coin Toss	Kickoff/Receive	TXST 1st. Poss.	Opp. 1st Poss.	Game Pants	Game Jersey	Game Helmet
Lamar	7:04 pm	3:53	19.637	18-0	34-27	TXST	Receive	TD	Downs	Maroon	Maroon	Maroon



**GAME BY GAME BOX SCORES**

**GAME 1: LAMAR**

Texas State..... 34  
 Baylor ..... 27

August 31, 2024 at UFCU Stadium

SCORING	1	2	3	4	-	F
LAMAR	0	0	10	17		27
TEXAS STATE	15	3	3	13		34

**SCORING SUMMARY**

**FIRST QUARTER**

13:44 TXS - Williams,Jaden 34 yd pass from  
 McCloud,Jordan (Shiple,Mason kick)  
 07:02 TXS - Mahdi,Ismail 1 yd run (Fox,Konner pass)

**SECOND QUARTER**

12:44 TXS - Shiple,Mason 40 yd field goal

**THIRD QUARTER**

13:37 LAM - Moore,Damien 18 yd run (Esqueda,Chris kick)  
 10:28 TXS - Shiple,Mason 46 yd field goal  
 02:58 LAM - Esqueda,Chris 28 yd field goal

**FOURTH QUARTER**

13:44 LAM - Rhea,Sevonne 47 yd pass from  
 Coleman,Robert (Esqueda,Chris kick)  
 09:30 TXS - Hobert,Joey 37 yd pass from  
 McCloud,Jordan (Shiple,Mason kick)  
 05:29 TXS - Hobert,Joey 30 yd pass from  
 McCloud,Jordan  
 04:11 LAM - Boyd,Jayden 9 yd pass from  
 Coleman,Robert (Esqueda,Chris kick)  
 00:37 LAM - Esqueda,Chris 27 yd field goal

**RUSHING:** TXS - Mahdi 28-156 TD, Pare 6-24, Jenkins 1-11, McCloud 3-9, Martinez, 2-9, Hankins 1-4; LAM - Griffin 16-71, Moore 4-16 TD, Coleman 9-(-36)

**PASSING:** TXS - McCloud 21-30, 238, IND, 3 TD, Martinez 7-10, 35; LAM - Coleman 16-34, 237, 2 TD

**RECEIVING:** TXST - Williams 7-69 1 TD, Wilson 7-65, Hobert 6-91 2 TD, Sparks 2-14, Dawn Jr. 2-13, Fox 2-12, Lyons 1-9; LAM - Fuselier 6-107, Rhea 2-50 1 TD, Boyd 2-48 1 TD, Griffin 2-6, Coleman 2-2, Jones 1-21, Hyder 1-3

**INTERCEPTIONS:** TXS - None; LAM - Martin 1-10

**FUMBLES:** TXS - Jenkins 1-0, Dawn Jr. 1-1; LAM - None





# TEXAS STATE vs. UTSA

## TEAM STATISTICS

	TXST	OPP
<b>Scoring</b>	<b>34</b>	<b>27</b>
Points per game	34.0	27.0
Points Off Turnovers	0	7
<b>First Downs</b>	<b>30</b>	<b>18</b>
Rushing	14	4
Passing	13	6
Penalty	3	8
<b>Rushing Yardage</b>	<b>213</b>	<b>51</b>
Yards gained rushing	222	122
Yards lost rushing	9	71
Rushing attempts	41	29
Average per rush	5.2	1.8
Average per game	213.0	51.0
TDs Rushing	1	1
<b>Passing Yardage</b>	<b>273</b>	<b>237</b>
Comp-Att-Int	28-40-1	16-34-0
Average per pass	6.8	7.0
Average per catch	9.8	14.8
Average per game	273.0	237.0
TDs Passing	3	2
<b>Total offense</b>	<b>486</b>	<b>288</b>
Total plays	81	63
Average per play	6.0	4.6
Average per game	486.0	288.0
<b>Kick returns: #-Yards</b>	<b>2-40</b>	<b>1-20</b>
<b>Punt returns: #-Yards</b>	<b>5-53</b>	<b>0-0</b>
<b>Int returns: #-Yards</b>	<b>0-0</b>	<b>1-10</b>
<b>Kick return average</b>	<b>20.0</b>	<b>20.0</b>
<b>Punt return average</b>	<b>10.6</b>	<b>0.0</b>
<b>Int return average</b>	<b>0.0</b>	<b>10.0</b>
<b>Fumbles-Lost</b>	<b>2-1</b>	<b>0-0</b>
<b>Penalties-Yards</b>	<b>16-156</b>	<b>12-106</b>
Average per game	156.0	106.0
<b>Punts-Yards</b>	<b>1-28</b>	<b>5-232</b>
Average per punt	28.0	46.4
Net punt average	28.0	40.4
<b>Kickoffs-Yards</b>	<b>7-443</b>	<b>5-310</b>
Average per kick	63.3	62.0
Net kick average	39.0	38.0
<b>Time of possession / game</b>	<b>32:04</b>	<b>27:56</b>
<b>3rd-down conversion</b>	<b>7/14</b>	<b>3/14</b>
3rd-down pct	50%	21%
<b>4rd-down conversion</b>	<b>1/2</b>	<b>1/3</b>
4rd-down pct	50%	33%
<b>Sacks by-Yards</b>	<b>7-66</b>	<b>1-6</b>
<b>Misc Yards</b>	<b>0</b>	<b>0</b>
<b>Touchdowns scored</b>	<b>4</b>	<b>3</b>
<b>Field goals - attempts</b>	<b>2-3</b>	<b>2-2</b>
<b>On-Side kicks</b>	<b>0-0</b>	<b>1-1</b>
<b>Red-zone scores</b>	<b>(1-3) 33%</b>	<b>(3-4) 75%</b>
<b>Red-zone touchdowns</b>	<b>(1-3) 33%</b>	<b>(1-4) 25%</b>
<b>PAT-attempts</b>	<b>(2-3) 67%</b>	<b>(3-3) 100%</b>
<b>2-point conversion-attempts</b>	<b>(1-1) 100%</b>	<b>(0-0) 0%</b>
<b>Attendance</b>	<b>19637</b>	<b>0</b>
Games / Avg per game	1/19637	0/0
Neutral site games	-	0/0

### Score by Periods

Team	1st	2nd	3rd	4th	OT	TOT
Texas St.	15	3	3	13	0	34
Opponents	0	0	10	17	0	27



## 2024 TXST GAME NOTES | GAME #2

### TEXAS STATE GAME-BY-GAME

Date	Opponent	Rushing				Receiving				Passing				Kick Returns				Punt Returns				tot off		
		no.	yds	td	lg	no.	yds	td	lg	cmp	att	int	yds	td	lg	no.	yds	td	lg	no.	yds		td	lg
08/31/2024	Lamar University	41	213	1	25	28	273	3	37	28	40	1	273	3	37	2	40	0	32	5	53	0	18	486
<b>Texas St.</b>		<b>41</b>	<b>213</b>	<b>1</b>	<b>25</b>	<b>28</b>	<b>273</b>	<b>3</b>	<b>37</b>	<b>28-40-1</b>	<b>273</b>	<b>3</b>	<b>37</b>	<b>2</b>	<b>40</b>	<b>0</b>	<b>32</b>	<b>5</b>	<b>53</b>	<b>0</b>	<b>18</b>	<b>486</b>		
<b>Opponents</b>		<b>29</b>	<b>51</b>	<b>1</b>	<b>19</b>	<b>16</b>	<b>237</b>	<b>2</b>	<b>47</b>	<b>16-34-0</b>	<b>237</b>	<b>2</b>	<b>47</b>	<b>1</b>	<b>20</b>	<b>0</b>	<b>20</b>	<b>0</b>	<b>0</b>	<b>0</b>	<b>0</b>	<b>288</b>		

#### Texas St. Averages

Games	Avg/ rush	Avg/ catch	Pass effic	KR avg	PR avg	All purpose avg/game	Total offense avg/game
1	5.2	9.8	147.1	20.0	10.6	579.0	486.0

Date	Opponent	Tackles				Sacks	Fumble	Pass Defense			blkd	PAT attempts			off			
		ua	a	total	tfl-yds	no-yds	ff	fr-yds	int-yds	qbh	brup	kick	kick	rush	rcv	saf	t/o	pts
08/31/2024	Lamar University	24	32	56	10.0-73	7-66	0	0-0	0-0	8	5	0	2-3	0	1	0	0	34
<b>Texas St.</b>		<b>24</b>	<b>32</b>	<b>56</b>	<b>10.0-73</b>	<b>7-66</b>	<b>0</b>	<b>0-0</b>	<b>0-0</b>	<b>8</b>	<b>5</b>	<b>0</b>	<b>2-3</b>	<b>0</b>	<b>1</b>	<b>0</b>	<b>0</b>	<b>34</b>
<b>Opponents</b>		<b>38</b>	<b>56</b>	<b>94</b>	<b>4.0-13</b>	<b>1-6</b>	<b>1</b>	<b>1-0</b>	<b>1-10</b>	<b>0</b>	<b>2</b>	<b>0</b>	<b>3-3</b>	<b>0</b>	<b>0</b>	<b>0</b>	<b>7</b>	<b>27</b>

Date	Opponent	Punting									Field Goals			Kickoffs				
		no.	yds	avg	long	blkd	tb	fc	50+	i20	md-att	long	blkd	no.	yds	avg	tb	ob
08/31/2024	Lamar University	1	28	28.0	28	0	0	1	0	0	2-3	46	0	7	443	63.3	6	0
<b>Texas St.</b>		<b>1</b>	<b>28</b>	<b>28.0</b>	<b>28</b>	<b>0</b>	<b>0</b>	<b>1</b>	<b>0</b>	<b>0</b>	<b>2-3</b>	<b>46</b>	<b>0</b>	<b>7</b>	<b>443</b>	<b>63.3</b>	<b>6</b>	<b>0</b>
<b>Opponents</b>		<b>5</b>	<b>232</b>	<b>46.4</b>	<b>56</b>	<b>0</b>	<b>0</b>	<b>0</b>	<b>2</b>	<b>1</b>	<b>2-2</b>	<b>28</b>	<b>0</b>	<b>5</b>	<b>310</b>	<b>62.0</b>	<b>2</b>	<b>1</b>



# TEXAS STATE vs. UTSA

## OPPONENT GAME-BY-GAME

Date	Opponent	Rushing				Receiving				Passing				Kick Returns				Punt Returns				tot off		
		no.	yds	td	lg	no.	yds	td	lg	cmp	att	int	yds	td	lg	no.	yds	td	lg	no.	yds		td	lg
08/31/2024	Lamar University	29	51	1	19	16	237	2	47	16	34	0	237	2	47	1	20	0	20	0	0	0	0	288
<b>Opponents</b>		<b>29</b>	<b>51</b>	<b>1</b>	<b>19</b>	<b>16</b>	<b>237</b>	<b>2</b>	<b>47</b>	<b>16-34-0</b>	<b>237</b>	<b>2</b>	<b>47</b>	<b>1</b>	<b>20</b>	<b>0</b>	<b>20</b>	<b>0</b>	<b>0</b>	<b>0</b>	<b>0</b>	<b>288</b>		
<b>Texas St.</b>		<b>41</b>	<b>213</b>	<b>1</b>	<b>25</b>	<b>28</b>	<b>273</b>	<b>3</b>	<b>37</b>	<b>28-40-1</b>	<b>273</b>	<b>3</b>	<b>37</b>	<b>2</b>	<b>40</b>	<b>0</b>	<b>32</b>	<b>5</b>	<b>53</b>	<b>0</b>	<b>18</b>	<b>486</b>		

### Opponents Averages

Games	Avg/ rush	Avg/ catch	Pass effic	KR avg	PR avg	All purpose avg/game	Total offense avg/game
1	1.8	14.8	125.0	20.0	0.0	318.0	288.0

Date	Opponent	Tackles			Sacks	Fumble	Pass Defense			blkd	PAT attempts			off				
		ua	a	total	tfl-yds	no-yds	ff	fr-yds	int-yds	qbh	brup	kick	kick	rush	rcv	saf	t/o	pts
08/31/2024	Lamar University	38	56	94	4.0-13	1-6	1	1-0	1-10	0	2	0	3-3	0	0	0	7	27
<b>Opponents</b>		<b>38</b>	<b>56</b>	<b>94</b>	<b>4.0-13</b>	<b>1-6</b>	<b>1</b>	<b>1-0</b>	<b>1-10</b>	<b>0</b>	<b>2</b>	<b>0</b>	<b>3-3</b>	<b>0</b>	<b>0</b>	<b>0</b>	<b>7</b>	<b>27</b>
<b>Texas St.</b>		<b>24</b>	<b>32</b>	<b>56</b>	<b>10.0-73</b>	<b>7-66</b>	<b>0</b>	<b>0-0</b>	<b>0-0</b>	<b>8</b>	<b>5</b>	<b>0</b>	<b>2-3</b>	<b>0</b>	<b>1</b>	<b>0</b>	<b>0</b>	<b>34</b>

Date	Opponent	Punting									Field Goals			Kickoffs				
		no.	yds	avg	long	blkd	tb	fc	50+	i20	md-att	long	blkd	no.	yds	avg	tb	ob
08/31/2024	Lamar University	5	232	46.4	56	0	0	0	2	1	2-2	28	0	5	310	62.0	2	1
<b>Opponents</b>		<b>5</b>	<b>232</b>	<b>46.4</b>	<b>56</b>	<b>0</b>	<b>0</b>	<b>0</b>	<b>2</b>	<b>1</b>	<b>2-2</b>	<b>28</b>	<b>0</b>	<b>5</b>	<b>310</b>	<b>62.0</b>	<b>2</b>	<b>1</b>
<b>Texas St.</b>		<b>1</b>	<b>28</b>	<b>28.0</b>	<b>28</b>	<b>0</b>	<b>0</b>	<b>1</b>	<b>0</b>	<b>0</b>	<b>2-3</b>	<b>46</b>	<b>0</b>	<b>7</b>	<b>443</b>	<b>63.3</b>	<b>6</b>	<b>0</b>



## 2024 TXST GAME NOTES | GAME #2

### TEAM COMPARISON GAME-BY-GAME

Opponent	Score	First Downs			Rushing		Passing			Total Offense Plays-Yards	Return Yards	Turn- Overs
		Total	Rush	Pass	Pen	Number-Yards	Comp-Att.-Int	Yards				
Lamar University	34-27	30 / 18	14 / 4	13 / 6	3 / 8	41-213 / 29-51	28-40-1 / 16-34-0	273 / 237	81-486 / 63-288	93 / 30	2 / 0	
<b>Totals</b>	<b>34-27</b>	<b>30 / 18</b>	<b>14 / 4</b>	<b>13 / 6</b>	<b>3 / 8</b>	<b>41-213 / 29-51</b>	<b>28-40-1 / 16-34-0</b>	<b>273 / 237</b>	<b>81-486 / 63-288</b>	<b>93 / 30</b>	<b>2 / 0</b>	

Opponents	3rd Down Conversion	4th Down Conversion	Time of Possession	TOP Margin	Avg Yds/Rush	Avg Yds/Pass	Avg Yds/Play	Punting Number-Avg	Penalties Number-Yards	Sacks
Lamar University	7-14 / 3-14	1-2 / 1-3	32:04 / 27:56	04:08	5.2 / 1.8	6.8 / 7.0	6.0 / 4.6	1-28.0 / 5-46.4	16-156.0 / 12-106.0	7 / 1
<b>Totals</b>	<b>7-14 / 3-14</b>	<b>1-2 / 1-3</b>	<b>32:04 / 27:56</b>	<b>04:08</b>	<b>5.2 / 1.8</b>	<b>6.8 / 7.0</b>	<b>6.0 / 4.6</b>	<b>1-28.0 / 5-46.4</b>	<b>16-156.0 / 12-106.0</b>	<b>7 / 1</b>

Note: Game totals are displayed in the format TEAM/OPPONENT for each category

### TEXAS STATE INDIVIDUAL STATISTICS

#### Rushing

Player	gp	att	gain	loss	net	avg	td	lg	avg/g
Ismail Mahdi	1	28	158	2	156	5.6	1	25	156.0
Lincoln Pare	1	6	25	1	24	4.0	0	12	24.0
Jaylen Jenkins	1	1	11	0	11	11.0	0	11	11.0
Jordan McCloud	1	3	9	0	9	3.0	0	5	9.0
RJ Martinez	1	2	15	6	9	4.5	0	15	9.0
Deion Hankins	1	1	4	0	4	4.0	0	4	4.0
<b>Total</b>	<b>1</b>	<b>41</b>	<b>222</b>	<b>9</b>	<b>213</b>	<b>5.2</b>	<b>1</b>	<b>25</b>	<b>213.0</b>
<b>Opponents</b>	<b>1</b>	<b>29</b>	<b>122</b>	<b>71</b>	<b>51</b>	<b>1.8</b>	<b>1</b>	<b>19</b>	<b>51.0</b>

#### Passing

Player	gp	effic	comp-att-int	pct	yds	td	lg	avg/g
Jordan McCloud	1	163.0	21-30-1	70.0	238	3	37	238.0
RJ Martinez	1	99.4	7-10-0	70.0	35	0	12	35.0
<b>Total</b>	<b>1</b>	<b>147.1</b>	<b>28-40-1</b>	<b>70.0</b>	<b>273</b>	<b>3</b>	<b>37</b>	<b>273.0</b>
<b>Opponents</b>	<b>1</b>	<b>125.0</b>	<b>16-34-0</b>	<b>47.1</b>	<b>237</b>	<b>2</b>	<b>47</b>	<b>237.0</b>

#### Receiving

Player	gp	no.	yds	avg	td	lg	avg/g
Jaden Williams	1	7	69	9.9	1	34	69.0
Kole Wilson	1	7	65	9.3	0	13	65.0
Joey Hobert	1	6	91	15.2	2	37	91.0
Konner Fox	1	2	12	6.0	0	9	12.0
Chris Dawn, Jr.	1	2	13	6.5	0	8	13.0
Beau Sparks	1	2	14	7.0	0	7	14.0
Titus Lyons	1	1	9	9.0	0	9	9.0
Ismail Mahdi	1	1	0	0.0	0	0	0.0
<b>Total</b>	<b>1</b>	<b>28</b>	<b>273</b>	<b>9.8</b>	<b>3</b>	<b>37</b>	<b>273.0</b>
<b>Opponents</b>	<b>1</b>	<b>16</b>	<b>237</b>	<b>14.8</b>	<b>2</b>	<b>47</b>	<b>237.0</b>



# TEXAS STATE vs. UTSA

## TEXAS STATE INDIVIDUAL STATISTICS

### Scoring

Player	PAT								
	td	fg	kick	rush	rcv	pass	dxp	saf	pts
Joey Hobert	2	-	-	-	-	-	-	-	12
Mason Shipley	-	2-3	2-3	-	-	-	-	-	8
Jaden Williams	1	-	-	-	-	-	-	-	6
Ismail Mahdi	1	-	-	-	-	-	-	-	6
Konner Fox	-	-	-	-	1	-	-	-	2
<b>Total</b>	<b>4</b>	<b>2-3</b>	<b>2-3</b>	<b>0</b>	<b>1</b>	<b>1</b>	<b>0</b>	<b>0</b>	<b>34</b>
<b>Opponents</b>	<b>3</b>	<b>2-2</b>	<b>3-3</b>	<b>0</b>	<b>0</b>	<b>0</b>	<b>0</b>	<b>0</b>	<b>27</b>

### Total Offense

Player	g	plays	rush	pass	total	avg/g
Jordan McCloud	1	33	9	238	247	247.0
Ismail Mahdi	1	28	156	0	156	156.0
RJ Martinez	1	12	9	35	44	44.0
Lincoln Pare	1	6	24	0	24	24.0
Jaylen Jenkins	1	1	11	0	11	11.0
Deion Hankins	1	1	4	0	4	4.0
<b>Total</b>	<b>1</b>	<b>81</b>	<b>213</b>	<b>273</b>	<b>486</b>	<b>486.0</b>
<b>Opponents</b>	<b>1</b>	<b>63</b>	<b>51</b>	<b>237</b>	<b>288</b>	<b>288.0</b>

### Field Goals

Player	fg	pct.	01-19	20-29	30-39	40-49	50-99	lg	blk
Mason Shipley	2-3	66.7	0-0	0-0	0-0	2-3	0-0	46	0
<b>Opponents</b>	<b>2-2</b>	<b>100.0</b>	<b>0-0</b>	<b>2-2</b>	<b>0-0</b>	<b>0-0</b>	<b>0-0</b>	<b>28</b>	<b>0</b>

### Punting

Player	no.	yds	avg	lg	tb	fc	i20	50+	blk
David Nunez	1	28	28.0	28	0	1	0	0	0
<b>Total</b>	<b>1</b>	<b>28</b>	<b>28.0</b>	<b>28</b>	<b>0</b>	<b>1</b>	<b>0</b>	<b>0</b>	<b>0</b>
<b>Opponents</b>	<b>5</b>	<b>232</b>	<b>46.4</b>	<b>56</b>	<b>0</b>	<b>0</b>	<b>1</b>	<b>2</b>	<b>0</b>

### FG Sequence

Team Name	Texas St.	Opponents
Lamar University	(40),44,(46)	(28),(27)

Numbers in (parentheses) indicate field goal was made

### Kickoffs

Player	no.	yds	avg	tb	ob	retn	net	ydln
Brendan Franke	7	443	63.3	6	0			
<b>Total</b>	<b>7</b>	<b>443</b>	<b>63.3</b>	<b>6</b>	<b>0</b>	<b>1</b>	<b>39</b>	<b>26</b>
<b>Opponents</b>	<b>5</b>	<b>310</b>	<b>62.0</b>	<b>2</b>	<b>1</b>	<b>2</b>	<b>38</b>	<b>27</b>

### All Purpose

Player	g	rush	rcv	pr	kr	ir	total	avg/g
Ismail Mahdi	1	156	0	0	40	0	196	196.0
Kole Wilson	1	0	65	53	0	0	118	118.0
Joey Hobert	1	0	91	0	0	0	91	91.0
Jaden Williams	1	0	69	0	0	0	69	69.0
Lincoln Pare	1	24	0	0	0	0	24	24.0
Beau Sparks	1	0	14	0	0	0	14	14.0
Chris Dawn, Jr.	1	0	13	0	0	0	13	13.0
Konner Fox	1	0	12	0	0	0	12	12.0
Jaylen Jenkins	1	11	0	0	0	0	11	11.0
Jordan McCloud	1	9	0	0	0	0	9	9.0
RJ Martinez	1	9	0	0	0	0	9	9.0
Titus Lyons	1	0	9	0	0	0	9	9.0
Deion Hankins	1	4	0	0	0	0	4	4.0
<b>Total</b>	<b>1</b>	<b>213</b>	<b>273</b>	<b>53</b>	<b>40</b>	<b>0</b>	<b>579</b>	<b>579.0</b>
<b>Opponents</b>	<b>1</b>	<b>51</b>	<b>237</b>	<b>0</b>	<b>20</b>	<b>10</b>	<b>318</b>	<b>318.0</b>



TEXAS STATE INDIVIDUAL STATISTICS

**All Purpose**

Player	g	rush	rcv	pr	kr	ir	total	avg/g
Ismail Mahdi	1	156	0	0	40	0	196	196.0
Kole Wilson	1	0	65	53	0	0	118	118.0
Joey Hobert	1	0	91	0	0	0	91	91.0
Jaden Williams	1	0	69	0	0	0	69	69.0
Lincoln Pare	1	24	0	0	0	0	24	24.0
Beau Sparks	1	0	14	0	0	0	14	14.0
Chris Dawn, Jr.	1	0	13	0	0	0	13	13.0
Konner Fox	1	0	12	0	0	0	12	12.0
Jaylen Jenkins	1	11	0	0	0	0	11	11.0
Jordan McCloud	1	9	0	0	0	0	9	9.0
RJ Martinez	1	9	0	0	0	0	9	9.0
Titus Lyons	1	0	9	0	0	0	9	9.0
Deion Hankins	1	4	0	0	0	0	4	4.0
<b>Total</b>	<b>1</b>	<b>213</b>	<b>273</b>	<b>53</b>	<b>40</b>	<b>0</b>	<b>579</b>	<b>579.0</b>
<b>Opponents</b>	<b>1</b>	<b>51</b>	<b>237</b>	<b>0</b>	<b>20</b>	<b>10</b>	<b>318</b>	<b>318.0</b>

**Punt Returns**

Player	no.	yds	avg	td	lg
Kole Wilson	5	53	10.6	0	18
<b>Total</b>	<b>5</b>	<b>53</b>	<b>10.6</b>	<b>0</b>	<b>18</b>
<b>Opponents</b>	<b>0</b>	<b>0</b>	<b>0.0</b>	<b>0</b>	<b>0</b>

**Interceptions**

Player	no.	yds	avg	td	lg
<b>Total</b>	<b>0</b>	<b>0</b>	<b>0.0</b>	<b>0</b>	<b>0</b>
<b>Opponents</b>	<b>1</b>	<b>10</b>	<b>10.0</b>	<b>0</b>	<b>10</b>

**Kick Returns**

Player	no.	yds	avg	td	lg
Ismail Mahdi	2	40	20.0	0	32
<b>Total</b>	<b>2</b>	<b>40</b>	<b>20.0</b>	<b>0</b>	<b>32</b>
<b>Opponents</b>	<b>1</b>	<b>20</b>	<b>20.0</b>	<b>0</b>	<b>20</b>

**Fumble Returns**

Player	no.	yds	avg	td	lg
<b>Total</b>	<b>0</b>	<b>0</b>	<b>0.0</b>	<b>0</b>	<b>0</b>
<b>Opponents</b>	<b>1</b>	<b>0</b>	<b>0.0</b>	<b>0</b>	<b>0</b>



# TEXAS STATE vs. UTSA

## TEXAS STATE DEFENSIVE STATISTICS

##	Player	gp	Tackles				Sacks	Pass defense			Fumbles		blkd	
			ua	a	tot	tf/yds		no-yds	int-yds	brup	qbh	fr-yds	ff	kick
10	Jordan Polk	1	.	7	7	.	.	.	1	1	.	.	.	.
32	Ryan Nolan	1	4	1	5	.	.	.	.	.	.	.	.	
24	Trez Moore	1	5	.	5	.	.	.	.	.	.	.	.	
22	Kalil Alexander	1	2	2	4	1.5-10	1.5-10	.	.	.	.	.	.	
0	Steven Parker	1	.	4	4	0.5-1	.	.	.	1	.	.	.	
33	Ben Bell	1	1	2	3	1.5-20	1.5-20	.	1	.	.	.	.	
8	Tavian Coleman	1	.	3	3	0.5-4	0.5-4	.	.	1	.	.	.	
25	James Neal	1	2	1	3	1-2	.	.	.	1	.	.	.	
30	Tunmise Adeleye	1	1	1	2	1.5-10	1.5-10	.	.	.	.	.	.	
27	Bobby Crosby	1	.	2	2	.	.	.	.	.	.	.	.	
14	Kenny Haynes	1	2	.	2	.	.	.	.	.	.	.	.	
1	Joshua Eaton	1	1	1	2	1-15	1-15	.	1	.	.	.	.	
17	Dominique Ratcliff	1	1	1	2	1.5-9	1-7	.	.	.	.	.	.	
21	Camden Grogan	1	1	.	1	.	.	.	.	.	.	.	.	
5	Darius Jackson	1	1	.	1	.	.	.	.	.	.	.	.	
15	Brice Bass	1	.	1	1	.	.	.	.	3	.	.	.	
19	Kaleb Culp	1	.	1	1	.	.	.	.	.	.	.	.	
90	Amipeleasi Langi Jr.	1	.	1	1	0.5-0	.	.	.	.	.	.	.	
29	Treylin Payne	1	.	1	1	.	.	.	.	.	.	.	.	
7	Chris Mills	1	1	.	1	.	.	.	.	.	.	.	.	
2	Kole Wilson	1	1	.	1	.	.	.	.	.	.	.	.	
6	Jo'Laison Landry	1	1	.	1	.	.	.	.	1	.	.	.	
92	Alex Merritt	1	.	1	1	0.5-2	.	.	.	.	.	.	.	
20	Justin Harris	1	.	1	1	.	.	.	.	.	.	.	.	
3	Terry Webb	1	.	1	1	.	.	.	.	.	.	.	.	
4	Alonzo Edwards, Jr.	1	.	.	.	.	.	.	1	.	.	.	.	
13	Griffin Moore	1	.	.	.	.	.	.	1	.	.	.	.	
<b>Totals</b>		<b>1</b>	<b>24</b>	<b>32</b>	<b>56</b>	<b>10-73</b>	<b>7-66</b>	<b>0-0</b>	<b>5</b>	<b>8</b>	<b>0-0</b>	<b>0</b>	<b>0</b>	<b>0</b>
Opponents		1	38	56	94	4-13	1-6	1-10	2	0	1-0	1	0	0



TEXAS STATE TEAM GAME HIGHS

<b>RUSHES</b>	41	Lamar University (08/31/2024)
<b>YARDS RUSHING</b>	213	Lamar University (08/31/2024)
<b>YARDS PER RUSH</b>	5.2	Lamar University (08/31/2024)
<b>TD RUSHES</b>	1	Lamar University (08/31/2024)
<b>PASS ATTEMPTS</b>	40	Lamar University (08/31/2024)
<b>PASS COMPLETIONS</b>	28	Lamar University (08/31/2024)
<b>YARDS PASSING</b>	273	Lamar University (08/31/2024)
<b>YARDS PER PASS</b>	6.8	Lamar University (08/31/2024)
<b>TD PASSES</b>	3	Lamar University (08/31/2024)
<b>TOTAL PLAYS</b>	81	Lamar University (08/31/2024)
<b>TOTAL OFFENSE</b>	486	Lamar University (08/31/2024)
<b>YARDS PER PLAY</b>	6.0	Lamar University (08/31/2024)
<b>POINTS</b>	34	Lamar University (08/31/2024)
<b>SACKS BY</b>	7	Lamar University (08/31/2024)
<b>FIRST DOWNS</b>	30	Lamar University (08/31/2024)
<b>PENALTIES</b>	16	Lamar University (08/31/2024)
<b>PENALTY YARDS</b>	156	Lamar University (08/31/2024)
<b>TURNOVERS</b>	2	Lamar University (08/31/2024)
<b>PUNTS</b>	1	Lamar University (08/31/2024)
<b>PUNTING AVG</b>	28.0	Lamar University (08/31/2024)
<b>LONG PUNT</b>	28	Lamar University (08/31/2024)
<b>PUNTS INSIDE 20</b>	0	Lamar University (08/31/2024)
<b>LONG PUNT RETURN</b>	18	Lamar University (08/31/2024)





# TEXAS STATE vs. UTSA

## TEXAS STATE INDIVIDUAL GAME HIGHS

<b>RUSHES</b>	28	Ismail Mahdi vs Lamar University (08/31/2024)
<b>YARDS RUSHING</b>	156	Ismail Mahdi vs Lamar University (08/31/2024)
<b>TD RUSHES</b>	1	Ismail Mahdi vs Lamar University (08/31/2024)
<b>LONG RUSH</b>	25	Ismail Mahdi vs Lamar University (08/31/2024)
<b>PASS ATTEMPTS</b>	30	Jordan McCloud vs Lamar University (08/31/2024)
<b>PASS COMPLETIONS</b>	21	Jordan McCloud vs Lamar University (08/31/2024)
<b>YARDS PASSING</b>	238	Jordan McCloud vs Lamar University (08/31/2024)
<b>TD PASSES</b>	3	Jordan McCloud vs Lamar University (08/31/2024)
<b>LONG PASS</b>	37	Jordan McCloud vs Lamar University (08/31/2024)
<b>RECEPTIONS</b>	7	Jaden Williams vs Lamar University (08/31/2024)
	7	Kole Wilson vs Lamar University (08/31/2024)
<b>YARDS RECEIVING</b>	91	Joey Hobert vs Lamar University (08/31/2024)
<b>TD RECEPTIONS</b>	2	Joey Hobert vs Lamar University (08/31/2024)
<b>LONG RECEPTION</b>	37	Joey Hobert vs Lamar University (08/31/2024)
<b>PUNTS</b>	1	David Nunez vs Lamar University (08/31/2024)
<b>PUNTING AVG</b>	28.0	David Nunez vs Lamar University (08/31/2024)
<b>LONG PUNT</b>	28	David Nunez vs Lamar University (08/31/2024)
<b>PUNTS INSIDE 20</b>	none	
<b>LONG PUNT RETURN</b>	18	Kole Wilson vs Lamar University (08/31/2024)
<b>LONG KICKOFF RETURN</b>	32	Ismail Mahdi vs Lamar University (08/31/2024)
<b>TACKLES</b>	7	Jordan Polk vs Lamar University (08/31/2024)
<b>SACKS</b>	1.5	Ben Bell vs Lamar University (08/31/2024)
	1.5	Tunmise Adeleye vs Lamar University (08/31/2024)
	1.5	Kalil Alexander vs Lamar University (08/31/2024)
<b>TACKLES FOR LOSS</b>	1.5	Dominique Ratcliff vs Lamar University (08/31/2024)
	1.5	Ben Bell vs Lamar University (08/31/2024)
	1.5	Tunmise Adeleye vs Lamar University (08/31/2024)
	1.5	Kalil Alexander vs Lamar University (08/31/2024)



OPPONENT TEAM GAME HIGHS

<b>RUSHES</b>	29	Lamar University (08/31/2024)
<b>YARDS RUSHING</b>	51	Lamar University (08/31/2024)
<b>YARDS PER RUSH</b>	1.8	Lamar University (08/31/2024)
<b>TD RUSHES</b>	1	Lamar University (08/31/2024)
<b>PASS ATTEMPTS</b>	34	Lamar University (08/31/2024)
<b>PASS COMPLETIONS</b>	16	Lamar University (08/31/2024)
<b>YARDS PASSING</b>	237	Lamar University (08/31/2024)
<b>YARDS PER PASS</b>	7.0	Lamar University (08/31/2024)
<b>TD PASSES</b>	2	Lamar University (08/31/2024)
<b>TOTAL PLAYS</b>	63	Lamar University (08/31/2024)
<b>TOTAL OFFENSE</b>	288	Lamar University (08/31/2024)
<b>YARDS PER PLAY</b>	4.6	Lamar University (08/31/2024)
<b>POINTS</b>	27	Lamar University (08/31/2024)
<b>SACKS BY</b>	1	Lamar University (08/31/2024)
<b>FIRST DOWNS</b>	18	Lamar University (08/31/2024)
<b>PENALTIES</b>	12	Lamar University (08/31/2024)
<b>PENALTY YARDS</b>	106	Lamar University (08/31/2024)
<b>TURNOVERS</b>	0	Lamar University (08/31/2024)
<b>PUNTS</b>	5	Lamar University (08/31/2024)
<b>PUNTING AVG</b>	46.4	Lamar University (08/31/2024)
<b>LONG PUNT</b>	56	Lamar University (08/31/2024)
<b>PUNTS INSIDE 20</b>	1	Lamar University (08/31/2024)
<b>LONG PUNT RETURN</b>	0	Lamar University (08/31/2024)



# TEXAS STATE vs. UTSA

## OPPONENT INDIVIDUAL GAME HIGHS

<b>RUSHES</b>	16	Khalan Griffin vs Lamar University (08/31/2024)
<b>YARDS RUSHING</b>	71	Khalan Griffin vs Lamar University (08/31/2024)
<b>TD RUSHES</b>	1	Damien Moore vs Lamar University (08/31/2024)
<b>LONG RUSH</b>	19	Khalan Griffin vs Lamar University (08/31/2024)
<b>PASS ATTEMPTS</b>	34	Robert Coleman vs Lamar University (08/31/2024)
<b>PASS COMPLETIONS</b>	16	Robert Coleman vs Lamar University (08/31/2024)
<b>YARDS PASSING</b>	237	Robert Coleman vs Lamar University (08/31/2024)
<b>TD PASSES</b>	2	Robert Coleman vs Lamar University (08/31/2024)
<b>LONG PASS</b>	47	Robert Coleman vs Lamar University (08/31/2024)
<b>RECEPTIONS</b>	6	Kyndon Fuselier vs Lamar University (08/31/2024)
<b>YARDS RECEIVING</b>	107	Kyndon Fuselier vs Lamar University (08/31/2024)
<b>TD RECEPTIONS</b>	1	Sevonne Rhea vs Lamar University (08/31/2024)
	1	Jayden Boyd vs Lamar University (08/31/2024)
<b>LONG RECEPTION</b>	47	Sevonne Rhea vs Lamar University (08/31/2024)
<b>FIELD GOALS</b>	2	Chris Esqueda vs Lamar University (08/31/2024)
<b>LONG FIELD GOALS</b>	28	Chris Esqueda vs Lamar University (08/31/2024)
<b>PUNTS</b>	5	Chase Leon vs Lamar University (08/31/2024)
<b>PUNTING AVG</b>	46.4	Chase Leon vs Lamar University (08/31/2024)
<b>LONG PUNT</b>	56	Chase Leon vs Lamar University (08/31/2024)
<b>PUNTS INSIDE 20</b>	1	Chase Leon vs Lamar University (08/31/2024)
<b>LONG PUNT RETURN</b>	none	
<b>LONG KICKOFF RETURN</b>	20	Damien Moore vs Lamar University (08/31/2024)
<b>TACKLES</b>	10	Kristian Pugh vs Lamar University (08/31/2024)
<b>SACKS</b>	0.5	Caleb Williams vs Lamar University (08/31/2024)
	0.5	Tah Banda vs Lamar University (08/31/2024)
<b>TACKLES FOR LOSS</b>	1.5	Caleb Williams vs Lamar University (08/31/2024)
<b>INTERCEPTIONS</b>	1	Codey Martin vs Lamar University (08/31/2024)



TEXAS STATE PASSING GAME-BY-GAME

#3 Jordan McCloud	Comp	Att	Int	Pct	Yards	TD	Long	Sacked	Effic.
Lamar University	21	30	1	70.0	238	3	37	0-0	163.0
<b>Totals</b>	<b>21</b>	<b>30</b>	<b>1</b>	<b>70.0</b>	<b>238</b>	<b>3</b>	<b>37</b>	<b>0-0</b>	<b>163.0</b>

#15 RJ Martinez	Comp	Att	Int	Pct	Yards	TD	Long	Sacked	Effic.
Lamar University	7	10	0	70.0	35	0	12	1-6	99.4
<b>Totals</b>	<b>7</b>	<b>10</b>	<b>0</b>	<b>70.0</b>	<b>35</b>	<b>0</b>	<b>12</b>	<b>1-6</b>	<b>99.4</b>

TEXAS STATE RUSHING/RECEIVING GAME-BY-GAME

Rushing

Player	No-Yds/TD	Lamar
Ismail Mahdi	28-156/1	28-156/1
Lincoln Pare	6-24/0	6-24/0
Jordan McCloud	3-9/0	3-9/0
RJ Martinez	2-9/0	2-9/0
Jaylen Jenkins	1-11/0	1-11/0
Deion Hankins	1-4/0	1-4/0

Receiving

Player	No-Yds/TD	Lamar
Jaden Williams	7-69/1	7-69/1
Kole Wilson	7-65/0	7-65/0
Joey Hobert	6-91/2	6-91/2
Beau Sparks	2-14/0	2-14/0
Chris Dawn, Jr.	2-13/0	2-13/0
Konner Fox	2-12/0	2-12/0
Titus Lyons	1-9/0	1-9/0
Ismail Mahdi	1-0/0	1-0/0



TEXAS STATE RETURNS GAME-BY-GAME

**Punt Returns**

Player	No-Yds	Lamar
Kole Wilson	5-53	5-53

**Kick Returns**

Player	No-Yds	Lamar
Ismail Mahdi	2-40	2-40

**Interceptions Returns**

Player	No-Yds	Lamar
--------	--------	-------

**Fumble Returns**

Player	No-Yds	Lamar
--------	--------	-------

TEXAS STATE TACKLES FOR LOSS GAME-BY-GAME

Player	UA-A	Total	Lamar
Dominique Ratcliff	1-1	1.5	1.5-9
Kalil Alexander	1-1	1.5	1.5-10
Tunmise Adeleye	1-1	1.5	1.5-10
Ben Bell	1-1	1.5	1.5-20
Joshua Eaton	1-0	1.0	1.0-15
James Neal	1-0	1.0	1.0-2
Steven Parker	0-1	0.5	0.5-1
Tavian Coleman	0-1	0.5	0.5-4
Amipeleasi Langi Jr.	0-1	0.5	0.5-0
Alex Merritt	0-1	0.5	0.5-2



TEXAS STATE TACKLES GAME-BY-GAME

Player	Total	Rush	Pass	Sack	KO	Punt	Int	Fumb	FF	Other
Jordan Polk	7	0	0	0	0	0	0	0	0	7
Trez Moore	5	0	0	0	0	0	0	0	0	5
Ryan Nolan	5	0	0	0	0	0	0	0	0	5
Steven Parker	4	0	0	0.5	0	0	0	0	0	3.5
Kalil Alexander	4	0	0	1.5	0	0	0	0	0	2.5
Ben Bell	3	0	0	1.5	0	0	0	0	0	1.5
James Neal	3	0	0	1	0	0	0	0	0	2
Tavian Coleman	3	0	0	0.5	0	0	0	0	0	2.5
Kenny Haynes	2	0	0	0	0	0	0	0	0	2
Dominique Ratcliff	2	0	0	1.5	0	0	0	0	0	0.5
Joshua Eaton	2	0	0	1	0	0	0	0	0	1
Tunmise Adeleye	2	0	0	1.5	0	0	0	0	0	0.5
Bobby Crosby	2	0	0	0	0	0	0	0	0	2
Justin Harris	1	0	0	0	0	0	0	0	0	1
Alex Merritt	1	0	0	0.5	0	0	0	0	0	0.5
Chris Mills	1	0	0	0	0	0	0	0	0	1
Kaleb Culp	1	0	0	0	0	0	0	0	0	1
Brice Bass	1	0	0	0	0	0	0	0	0	1
Darius Jackson	1	0	0	0	0	0	0	0	0	1
Camden Grogan	1	0	0	0	0	0	0	0	0	1
Amipeleasi Langi Jr.	1	0	0	0.5	0	0	0	0	0	0.5
Treylin Payne	1	0	0	0	0	0	0	0	0	1
Kole Wilson	1	0	0	0	0	0	0	0	0	1
Jo'Laison Landry	1	0	0	0	0	0	0	0	0	1
Terry Webb	1	0	0	0	0	0	0	0	0	1
<b>Total</b>	<b>56</b>	<b>0</b>	<b>0</b>	<b>10</b>	<b>0</b>	<b>0</b>	<b>0</b>	<b>0</b>	<b>0</b>	<b>46</b>

TEXAS STATE SACKS GAME-BY-GAME

Player	UA-A	Total	Lamar
Kalil Alexander	1-1	1.5	1.5-10
Tunmise Adeleye	1-1	1.5	1.5-10
Ben Bell	1-1	1.5	1.5-20
Joshua Eaton	1-0	1	1-15
Dominique Ratcliff	1-0	1	1-7
Tavian Coleman	0-1	0.5	0.5-4



THE LAST TIME IT HAPPENED

TEXAS STATE...

Had 30 first downs..... Lamar (3), 8/31/24  
 Had fewer than 10 first downs.....at Arkansas (8), 9/17/16  
 Had 200 yards rushing..... Lamar (222), 8/31/24  
 Had 300 yards rushing..... vs. Jackson State (399), 9/16/23  
 Had 400 yards rushing..... vs. New Mexico State (446), 12/11/12  
 Had fewer than 100 yards rushing..... at UTSA (31), 9/9/23  
 Completed 25 passes..... Lamar (28), 8/31/24  
 Completed 30 passes.....at Arkansas State (37), 11/18/23  
 Attempted 40 passes..... Lamar (40), 8/31/24  
 Attempted 50 passes.....at Arkansas State (55), 11/18/23  
 Attempted fewer than 10 passes..... n/a  
 Had 300 yards passing..... South Alabama (368), 11/25/23  
 Had 400 yards passing..... vs. New Mexico State (400), 11/4/17  
 Had fewer than 100 yards passing.....at Coastal Carolina (81), 11/11/23  
 Had 5 touchdown passes..... vs. UIW (6), 10/11/16  
 Had 500 yards of total offense.....at Arkansas State (539), 11/18/23  
 Had fewer than 100 yards of total offense..... n/a  
 Had 70 total plays..... vs. Rice (71), 12/26/23  
 Had 80 total plays..... Lamar (81), 8/31/24  
 Scored 40 points..... vs. Rice (45), 12/26/23  
 Scored 50 points..... South Alabama (52), 11/25/23  
 Scored 60 points..... vs. Jackson State (77), 9/16/23  
 Scored a safety..... vs. Southern Miss, 9/19/15  
 Scored a defensive 2-point conversion..... n/a  
 Scored a defensive TD..... vs. Rice, 12/26/23  
 ..... Brian Holloway, 48 yd INT return  
 Scored a special teams TD..... South Alabama, 11/25/23  
 ..... Kole Wilson 100-yd kick return  
 Scored a TD on offense, defense and special teams.....  
 ..... South Alabama, 11/25/23  
 Scored a TD on its first offensive snap of the game..... n/a  
 Scored a TD on the first offensive snap of the game..... n/a  
 Returned a punt for a TD..... vs. UTSA, 9/12/20  
 ..... Jeremiah Haydel, 91 yards  
 Returned a blocked punt for a TD..... vs. Georgia Southern, 11/13/21  
 ..... Kenny Haynes, 0 yards  
 Returned a blocked FG for a TD..... vs. USA, 10/24/15  
 ..... Brandon McDowell, 100 yards  
 Returned a kickoff for a TD..... South Alabama, 11/25/23  
 ..... Kole Wilson, 100 yds  
 Returned an interception for a TD..... vs. Rice, 12/26/23  
 ..... Brian Holloway, twice (36 yd return and 48 yd return)  
 Returned a fumble for a TD..... South Alabama, 11/25/23  
 ..... Kaleb Culp, 31 yds  
 Was held scoreless.....at Louisiana, 10/30/21  
 Was held scoreless in a half..... vs. Nevada (1st half), 9/23/23  
 Was held scoreless in the first half..... vs. Nevada, 9/23/23  
 Was held scoreless in the second half..... at #17 Baylor, 9/17/22  
 Was held scoreless at home..... vs. Northwestern State, 11/2/96  
 Was held scoreless on the road.....at Louisiana, 10/30/21  
 Did not score a touchdown.....at Louisiana, 10/30/21  
 Did not score an offensive touchdown.....at Louisiana, 10/30/21  
 Did not commit a turnover..... vs. Rice, 12/26/23  
 Lost three fumbles.....at Southern Miss (3), 9/30/23  
 Had three passes intercepted..... vs. Troy (3), 10/16/21  
 Committed five turnovers..... at Troy (6), 11/17/18  
 Had 2 100-yd rushers in the same game..... vs. Jackson State, 9/16/23  
 ..... Malik Hornsby (133), Damarius Good (105)  
 Had 2 100-yd passers in the same game..... vs. Southern Utah, 9/27/08  
 ..... Clint Toon (227) and Bradley George (129)  
 Had 2 100-yd receivers in the same game..... South Alabama, 11/25/23  
 ..... Ashtyn Hawkins (131), Kole Wilson (102)  
 Blocked a punt..... at Coastal Carolina, 11/11/23

Blocked a FG attempt..... vs. Georgia Southern, 11/13/21  
 Blocked a PAT..... at Southern Miss, 9/30/23  
 Had a punt blocked.....at Louisiana, 10/7/23  
 Had a FG blocked..... at #17 Baylor, 9/17/22  
 Had a PAT blocked..... at Georgia State, 11/3/18  
 Attempted an onside kick..... at Coastal Carolina, 11/11/23  
 Had a successful onside kick..... at Coastal Carolina, 11/11/23  
 ..... Mason Shipley, 4th quarter  
 Had a successful fake punt..... at Arkansas State, 11/27/21  
 ..... Sione Tupou, 9 yd pass  
 Had a successful fake FG..... vs. Louisiana, 10/31/20  
 ..... Seth Keller, 12 yd rush TD  
 Did not punt..... vs. Jackson State, 9/16/23  
 Punted 10 times..... at SMU (10), 9/14/19  
 Held an opponent scoreless..... vs. HCU, 9/24/22  
 Held an opponent scoreless in a half..... Lamar, 8/31/24 (1st)  
 Held an opponent scoreless in the first half..... Lamar, 8/31/24  
 Held an opponent scoreless in the second half..... vs. Rice, 12/26/23  
 Held an opponent without a touchdown..... vs. HCU, 9/24/22  
 Held an opponent without an offensive touchdown..... vs. HCU, 9/24/22  
 Held an opponent to fewer than 10 first downs..... vs. HCU, 9/24/22  
 Forced five turnovers..... vs. Rice (7), 12/26/23  
 Recovered three fumbles..... at ULM (3), 11/5/22  
 Intercepted three passes..... vs. Rice (5), 12/26/23  
 Recorded five sacks..... Lamar (73), 8/31/24  
 Held an opponent under 300 yards of total offense..... Lamar, 8/31/24  
 ..... 288 yards  
 Held an opponent <200 yards of total offense..... vs. Rice, 12/26/23  
 ..... 197 yards  
 Held an opponent to negative rushing yards..... n/a  
 Did not allow a sack..... at Louisiana, 10/7/23  
 Had no penalties..... n/a  
 Had 10 penalties..... Lamar (16), 8/31/24  
 Had 100 penalty yards..... Lamar (156), 8/31/24  
 Had 35 minutes of possession time..... ULM, 10/14/23 (37:18)  
 Had 40 minutes of possession time..... at Houston (43:09), 9/1/12  
 Won a game without scoring an offensive touchdown..... n/a  
 Won a game when trailing after the third quarter..... ULM, 10/14/23 (9-10)  
 Won a game when trailing by 10+ points..... ULM, 10/14/23 (9-20)  
 Won a game when trailing by 15+ points..... vs. Nevada, 9/23/23 (0-17)  
 Won a game when trailing by 20+ points..... at SFA, 10/30/10 (0-24)  
 Scored a TD in the final minute of regulation to win a game  
 ..... ULM, 10/14/23 (Hobert 22 yd rec with 0:41 to go in 4th qtr)  
 Scored a TD on the final play to win a game..... at Tulsa, 9/27/2014 (OT)  
 Played an overtime game..... vs. South Alabama, 10/9/21 (4 OT)  
 Played as a ranked team..... n/a  
 Won as a ranked team..... n/a  
 Played a ranked team..... at #17 Baylor, 9/17/22 (L, 7-42)  
 Beat a ranked team..... n/a



THE LAST TIME IT HAPPENED

OPPONENT...

Had 30 first downs.....at Southern Miss (30), 9/30/23  
 Had fewer than 10 first downs..... vs. HCU (8), 9/24/22  
 Had 200 yards rushing.....at Arkansas State (291), 11/18/23  
 Had 300 yards rushing.....at SMU (390), 9/14/19  
 Had 400 yards rushing..... at Georgia Southern (503), 10/29/15  
 Had fewer than 100 yards rushing..... Lamar (51), 8/31/24  
 Completed 25 passes..... South Alabama (36), 11/25/23  
 Completed 30 passes..... South Alabama (36), 11/25/23  
 Attempted 40 passes..... South Alabama (45), 11/25/23  
 Attempted 50 passes..... vs. App State (40), 10/8/22  
 Attempted fewer than 10 passes..... at GS (6), 10/29/15  
 Had 300 yards passing..... South Alabama (399), 11/25/23  
 Had 400 yards passing..... at Baylor (416), 9/2/23  
 Had fewer than 100 yards passing..... at Troy (79), 11/17/18  
 Had 5 touchdown passes..... South Alabama (6), 11/25/23  
 Had 500 yards of total offense.....at Southern Miss (510), 9/30/23  
 Had fewer than 100 yards of total offense..... vs. Nichols (64), 10/7/00  
 Had 70 total plays.....79, South Alabama, 11/25/23  
 Had 80 total plays.....91, at Southern Miss, 9/30/23  
 Scored 40 points.....44, South Alabama, 11/25/23  
 Scored 50 points.....77, at Arkansas State, 11/18/23  
 Scored 60 points.....77, at Arkansas State, 11/18/23  
 Scored a safety..... at James Madison, 10/1/22  
 Scored a defensive 2-point conversion..... n/a  
 Scored a defensive TD..... at Arkansas State, 3 TDs, 11/18/23  
 Scored a special teams TD..... at Arkansas State (kick return), 11/18/23  
 Scored a TD on offense, defense and special teams.....  
 ..... at Arkansas State, 11/18/23  
 Scored a TD on its first offensive snap of the game..... n/a  
 Scored a TD on the first offensive snap of the game..... n/a  
 Returned a punt for a TD..... vs. Georgia Southern, 11/13/21 (20 yds)  
 Returned a blocked punt for a TD.....vs. A-St, 11/24/18 (17 yards)  
 Returned a blocked FG for a TD..... n/a  
 Returned a kickoff for a TD..... at Arkansas State (93 yd), 11/18/23  
 Returned an interception for a TD..... at Arkansas State (2), 11/18/23  
 Returned a fumble for a TD..... at Arkansas State, 11/18/23  
 Did not score a touchdown.....vs. HCU, 9/24/22  
 Did not score an offensive touchdown.....vs. HCU, 9/24/22  
 Did not commit a turnover..... Lamar, 8/31/24  
 Lost three fumbles..... at ULM (3), 11/5/22  
 Had three passes intercepted.....vs. Rice (5), 12/26/23  
 Committed five turnovers.....vs. Rice (7), 12/26/23  
 Had two 100-yd rushers in the same game..... TJ McDaniel (159) and Xavier  
 ..... Jones (108) at SMU, 9/14/19  
 Had two 100-yd passers in the same game..... Dan Ellington (112) and A.  
 ..... Winchester (112) at Georgia State, 11/3/18  
 Had two 100-yd receivers in the same game..... Osbourne (164) and Haith  
 ..... (101) vs. Texas Southern  
 Attempted an onside kick..... Lamar, 8/31/24  
 Had a successful onside kick..... Lamar, 8/31/24  
 Had a successful fake punt..... n/a  
 Had a successful fake FG..... n/a  
 Did not punt..... at Texas Tech, 9/8/12  
 Punted 10 times..... n/a  
 Forced five turnovers..... at Troy (6), 11/17/18  
 Recovered three fumbles..... at Southern Miss (3), 9/30/23  
 Intercepted three passes..... vs. Troy (3), 10/16/21  
 Recorded five sacks..... at UTSA (6), 9/9/23

Did not allow a sack..... vs. Georgia Southern, 11/13/21  
 Held Texas State to negative rushing yards..... Southern Miss (-6), 10/22/22  
 Had no penalties..... n/a  
 Had 10 penalties..... Lamar (12), 8/31/24  
 Had 100 penalty yards..... Lamar (106), 8/31/24  
 Had 35 mins of possession time..... at Southern Miss (36:24), 9/30/23  
 Had 40 mins of possession time..... at Arkansas State (41:17), 11/18/17  
 Won a game without scoring an offensive touchdown..... at Troy, 11/17/18  
 Won a game when trailing after the third quarter..... at Louisiana, 10/7/23  
 Won a game when trailing by 10+ points..... at Louisiana, 10/7/23  
 ..... Texas State led by 20-7 in 2nd quarter  
 Scored a TD in the final minute of regulation to win a game..... Southern Miss  
 ..... 10/22/22  
 Scored a TD on the final play to win a game..... vs. Nicholls, 10/16/10





THE LAST TIME IT HAPPENED

A TEXAS STATE PLAYER...

Rushed 30 times..... Ismail Mahdi (34), at Louisiana, 10/7/23  
 Rushed 40 times..... Claude Mathis (46) at Jacksonville State, 11/15/97  
 Gained 100 yards rushing ..... Ismail Mahdi (156), Lamar , 8/31/24  
 Gained 200 yards rushing ..... Ismail Mahdi (216), Nevada, 9/23/23  
 Gained 100 yards rushing in consecutive games..... Ismail Mahdi  
 ..... vs Rice (122), 12/26/23 & Lamar (156), 8/31/24  
 QB gained 100 yards rushing ..... Malik Hornsby (133), Jackson St, 9/16/23  
 Gained 100 yards passing and rushing ..... Willie Jones III (113, 110)  
 ..... vs. New Mexico State, 10/27/18  
 Scored two rushing TDs ..... Jahmyl Jeter (3), vs. Rice, 12/26/23  
 Scored three rushing TDs..... Jahmyl Jeter (3), vs. Rice, 12/26/23  
 Scored two rushing TDs in consecutive games..... Ismail Mahdi  
 ..... vs. Nevada (2), 9/23/23 & at Southern Miss (3), 9/30/23  
 Gained 300 yards passing..... TJ Finley (368), South Alabama, 11/25/23  
 Gained 400 yards passing ..... Brady McBride, Arkansas St, 11/21/20  
 Completed 25 passes..... TJ Finley (37), at Arkansas State, 11/18/23  
 Completed 30 passes..... TJ Finley (37), at Arkansas State, 11/18/23  
 Attempted 40 passes ..... TJ Finley (57), at Arkansas State, 11/18/23  
 Attempted 50 passes ..... TJ Finley (57), at Arkansas State, 11/18/23  
 Threw three TDs passes ..... Jordan McCloud (3), Lamar, 8/31/24  
 Threw four TDs passes ..... Layne Hatcher (4), HCU, 9/24/22  
 Threw five TDs passes ..... Brady McBride (5), Arkansas St, 11/21/20  
 Threw three interceptions ..... Brady McBride (3), Troy, 10/16/21  
 Caught 10 passes..... Kole Wilson (10), at Arkansas State, 11/18/23  
 Gained 100 yards receiving..... Ashtyn Hawkins (131), South Alabama, 11/25/23  
 Gained 200 yards receiving..... Da'Marcus Griggs (205) vs. Nicholls, 10/15/10  
 Gained 100 yards receiving in consecutive games ..... Ashtyn Hawkins, 2023  
 ..... 165 at Arkansas State, 11/18/23 & 131 vs. South Alabama, 11/25/23  
 Gained 100 yards rushing and receiving ..... n/a  
 RB gained 100 yards receiving..... Never in TXST's FBS history  
 Scored two receiving TDs..... Joey Hobert (2), Lamar, 8/31/24  
 Scored three receiving TDs ..... Cameron Luke (3) at McNeese State 10/11/08  
 Scored a receiving TD in consecutive games ..... Kole Wilson, 2023  
 ..... at Arkansas State (2), 11/18/23 & South Alabama, 11/25/23  
 Scored a rushing and receiving TD ..... Ismail Mahdi, at Baylor, 9/2/23  
 Scored 10 points (kicking) ..... Mason Shipley (10), South Alabama, 11/25/23  
 Scored 15 points (kicking) ..... James Sherman (18) vs. TSU, 9/8/18  
 Made three FGs..... Mason Shipley (3), ULM, 10/14/23  
 Made four FGs..... James Sherman (5) vs. TSU, 9/8/18  
 Made five FGs ..... James Sherman (5) vs. TSU, 9/8/18  
 Gained 100 kickoff return yards..... Kole Wilson (128)  
 ..... South Alabama, 11/25/23  
 Gained 100 punt return yards..... Jeremiah Haydel (149)  
 ..... vs. UTSA, 9/12/20  
 Gained 200 all-purpose yards ..... Kole Wilson, 230 yds  
 ..... South Alabama, 11/25/23  
 Recorded 10 tackles..... Brian Holloway (15)  
 ..... South Alabama, 11/25/23  
 Recorded 15 tackles..... Brian Holloway (15), South Alabama, 11/25/23  
 Had two players record 10 tackles ..... Holloway (15), Holton (10)  
 ..... South Alabama, 11/25/23

Had three players record 10 tackles..... Holloway (16), Spears (12), Holton (11),  
 Foster Jr. (10) ..... at UTSA, 9/9/23  
 Had four players record 10 tackles..... Holloway (16), Spears (12), Holton (11),  
 Foster Jr. (10) ..... at UTSA, 9/9/23  
 Recorded three TFLs..... Ben Bell (3.0), vs. Rice, 12/26/23  
 Recorded two sacks ..... Ben Bell (2.0), vs. Rice, 12/26/23  
 Recorded three sacks..... Michael Odiari (4.5) vs. Idaho, 10/4/14  
 Intercepted two passes..... Brian Holloway (2), vs. Rice, 12/26/23  
 Intercepted three passes ..... Lee Lundin (3) vs. Rice, 9/27/86  
 Broke up three passes..... Jarron Morris (3) vs. South Alabama, 10/17/20  
 Forced two fumbles ..... Shawn Holton (2), Nevada, 9/23/23  
 Recovered two fumbles ..... Gabe Loyd (2) vs. Georgia State 10/8/16  
 Made a 50-yard FG ..... Mason Shipley (54), FIU, 9/10/22  
 Had a 60-yard punt..... Seamus O'Kelly (60), Southern Miss, 10/22/22

