



# TEXAS

## 2024 FOOTBALL GAME NOTES

### BROADCAST INFORMATION

#### TELEVISION

Network ..... ESPN  
Play-by-Play ..... Mark Jones  
Analyst ..... Roddy Jones  
Reporter ..... Quint Kessenich

#### LOCAL RADIO

Network ..... Longhorn Radio Network/LEARFIELD  
Play-by-Play ..... Craig Way  
Analyst ..... Roger Wallace  
Reporter ..... Will Matthews

#### SPANISH RADIO

Network ..... Longhorn Radio Network/LEARFIELD  
Play-by-Play ..... Dr. Rubén Pizarro-Silva  
Analyst ..... Jesus Mendoza

#### NATIONAL RADIO

Network ..... N/A  
Play-by-Play ..... N/A  
Analyst ..... N/A  
Reporter ..... N/A

### COACHING STAFF

#### ON THE FIELD

Steve Sarkisian ..... Head Coach  
Kenny Baker ..... Defensive Line  
Jeff Banks ..... Asst. Head Coach/Special Teams Coord./TEs  
Tashard Choice ..... Associate Head Coach (Offense)/RBs  
Kyle Flood ..... Offensive Coordinator/OL  
Terry Joseph ..... Defensive Passing Game Coord./Secondary  
Pete Kwiatkowski ..... Defensive Coordinator/OLBs  
AJ Milwee ..... Co-Offensive Coordinator/Quarterbacks  
Johnny Nansen ..... Co-Defensive Coordinator/Linebackers  
Torre Becton ..... Director of Football Performance

#### IN THE BOOTH

Blake Gideon ..... Associate Head Coach (Defense)/Safeties  
Chris Jackson ..... Passing Game Coordinator/Wide Receivers

### WHAT'S INSIDE

- 1 ..... Game Information/Coverage
- 2 ..... Media Information
- 3-21 ..... Game Notes
- 22-23 ..... Steve Sarkisian/Coaching Staff
- 24 ..... Numerical Roster
- 25 ..... Alphabetical Roster
- 26-27 ..... The Last Time
- 28-32 ..... 2024 Box Scores
- 33-44 ..... Select Players Game-by-Game Statistics
- 45 ..... Career Highs (Offense & Specialists)
- 46 ..... Career Highs (Defense)
- 47-57 ..... 2024 Statistics
- 58-59 ..... Starters & Participation

### THE MATCHUP | WEEK 3 VS. UTSA



#### UTSA ROADRUNNERS

2024 Record ..... 1-1 (0-0 AAC)  
AP/Coaches Rank ..... N/A  
Head Coach ..... Jeff Traylor (Stephen F. Austin, 1990)  
Record at UTSA ..... 40-15 (5th year)  
Career Record ..... 40-15 (5th year)



#### TEXAS LONGHORNS

2024 Record ..... 2-0 (0-0 SEC)  
AP/Coaches Rank ..... 2/3  
Head Coach ..... Steve Sarkisian (BYU, 1997)  
Record at Texas ..... 27-14 (4th year)  
Career Record ..... 73-49 (11th year)

### SERIES HISTORY

Overall Record ..... Texas leads, 1-0  
In Austin ..... Texas leads, 1-0  
Away ..... N/A  
Neutral ..... N/A

Traylor vs. Texas ..... 0-1  
Sarkisian vs. UTSA ..... 1-0

Current Streak ..... Texas, Won 1 (2022)  
Last Meeting ..... Texas 41, UTSA 20 (2022)  
Longest Texas Streak ..... Won 1 (2022)  
Longest UTSA Streak ..... N/A

Largest Texas Win ..... Texas 41, UTSA 20 (2022)  
Largest UTSA Win ..... N/A


### TEAM STATISTICAL COMPARISON (2024)

Category	Value	FBS Rk	Value	FBS Rk
Total Offense	375	81	467	35
Rushing Offense	79	120	166.5	62
Passing Offense	296	30	300.5	26
Team Passing Efficiency	128.33	86	174.76	22
Scoring Offense	19	108	41.5	25
Total Defense	378.5	93	238	29
Rushing Defense	123	67	99	43
Passing Yards Allowed	255.5	106	139	33
Team Passing Eff. Defense	150.59	111	94.13	29
Scoring Defense	32.5	112	6	7
Turnover Margin	-0.50	83	2	8
3rd Down Conversion Pct	0.324	99	0.571	10
4th Down Conversion Pct	0.600	52	0.667	35
3rd Down Conv. Pct Defense	0.345	70	0.308	48
4th Down Conv. Pct Defense	0.400	60	0.400	60
Red Zone Offense	0.857	66	1.00	T-1
Red Zone Defense	0.714	37	0.500	10
Net Punting	37.38	83	37.25	85
Punt Returns	0.67	117	8.5	59
Kickoff Returns	N/A	N/A	21	35
First Downs Offense	33	105	45	50
First Downs Defense	41	96	24	15
Fewest Penalties per Game	10	125	5	43
Fewest Penalty Yds per Game	91	126	35	23
Time of Possession	28:53	85	31:02	50

### GAMEDAY INFORMATION


Kickoff Time ..... 6 P.m. CT  
Location ..... Austin, Texas  
Stadium ..... Darrell K Royal-Texas Memorial Stadium  
Texas in 2024 ..... 2-0  
Home ..... 1-0  
Road ..... 1-0  
Neutral ..... 0-0  
vs. SEC ..... 0-0  
vs. Ranked ..... 1-0

### 2024 LEADERS



QUINN EWERS | JUNIOR QB

**PASSING**  
44-OF-63 (69.8%)  
506 YDS  
6 TD, 1 INT



JERRICK GIBSON | FRESHMAN RB

**RUSHING**  
20 ATT  
103 YDS (5.2 YPC)  
2 TD



GUANAR HELM | SENIOR TE

**RECEIVING**  
9 REC  
140 YDS (15.6 YPR)  
1 TD



JAYLON GUILBEAU | JUNIOR DE

**TACKLES**  
13 TOTAL  
4 SOLO  
1.0 TFL

### 2024 SCHEDULE

<td><td><td><td><td></td></td></td></td></td>	<td><td><td><td></td></td></td></td>	<td><td><td></td></td></td>	<td><td></td></td>	<td></td>	
---	--------------------------------------	-----------------------------	--------------------	-----------	--

# MEDIA INFORMATION

## FOOTBALL MEDIA RELATIONS

**Sr. Assoc. Athletics Director** .....John Bianco  
 ..... john.bianco@athletics.utexas.edu  
**Assistant Athletics Director** ..... Thomas Stepp  
 ..... thomas.stepp@athletics.utexas.edu  
**Assistant Director** .....Grace Tafolla  
 ..... grace.tafolla@athletics.utexas.edu

## SOCIAL MEDIA

**WEBSITE** ..... TexasLonghorns.com  
**X** ..... @TexasFootball

**INSTAGRAM** ..... texasfootball

Up-to-date information on the football team is available on the football page at [www.TexasLonghorns.com](http://www.TexasLonghorns.com). Quotes from news conferences, releases, feature stories and game notes will be available. You can also follow on Twitter and Instagram for the most updated content and information.

## WEEKLY NEWS CONFERENCE

A weekly news conference with head coach Steve Sarkisian is held on Monday at 11:30 a.m. CT in the Centennial Room. The Longhorn Network and Austin Radio Network air it live and a replay is posted later in the day on [TexasLonghorns.com](http://TexasLonghorns.com).

## POSTGAME

The Texas locker room is closed. Postgame interviews at home are anticipated to take place in the Moncrief Athletics Complex. Interviews on the road will be determined on a game by game basis. **NO INTERVIEWS ARE TO BE CONDUCTED ON THE FIELD FOLLOWING THE GAME.** Failure to abide by this rule will result in termination of credential.

## CREDENTIALS

Requests may be submitted at [utcredentials.com](http://utcredentials.com).

## SPANISH BROADCAST

The Longhorn Radio Network/LEARFIELD offers Cadena Deportiva, a Spanish language radio broadcast of Texas football games. All games are available at [TexasLonghorns.com](http://TexasLonghorns.com) and the Longhorn Network mobile app.

## COLLEGE FOOTBALL PLAYOFF MEGACAST

This year, as part of their CFP MegaCast productions, ESPN presents the Hometown Audio Feed: Fans can listen to our radio broadcast, with the audio feed synced up with ESPN's presentation on the ESPN App and Longhorn Network. This MegaCast feed is made possible in conjunction with the Longhorn Radio Network Powered by LEARFIELD.

## LONGHORN RADIO NETWORK

For complete coverage of Texas Longhorns football, tune into the Longhorn Radio Network/LEARFIELD. Craig Way (play-by-play), Roger Wallace (color) and Will Matthews (sideline) call the action. Longhorn Weekly, Steve Sarkisian's one-hour radio show, airs Thursdays on the radio network.

Abilene	KWKC	1340
Abilene	KTJKHD3	101.7
Austin	KVET	1300*
Austin	KVET	98.1*
Austin	K276EL	103.1*
Big Spring	KBST	1490
Carthage	KGAS	104.3
Carthage	KGAS	1590
Corpus Christi	KEYS	1440
Crockett	KIVY	92.7
Crockett	KIVY	102.9
Crockett	KIVY	105.5
Dallas	KRLD	1080
Del Rio	KWMC	1490
El Paso	KROD	600
Fort Stockton	KFST	860
Henderson	KWRD	1470*
Houston	KBME	790
Marshall	KMHT	1450
Marshall	KMHT	103.9
Midland	KBAT	99.9
McAllen	KVNS	1700
San Angelo	KKSA	1260
San Antonio	WOAI	1200
San Antonio	KTKR	760
Texarkana	K300DW	107.9*
Texarkana	KCMC	740
Tyler	KTBB	600
Tyler	KTBB	92.1
Waco	KWTX	1230
Victoria	KLUB	104.9

\*Flagship

## SATELLITE RADIO

This week's broadcast can be heard on Satellite radio on SiriusXM channel 82 and SXM App.

## USE OF AUDIO/VIDEO COVERAGE

Any accredited media entity using "video or audio materials" (film, traditional video or audio, digital video or audio, photos, etc.) from University of Texas Athletics events (games, practices, post-practice/postgame interviews and press conferences) may use that material only for traditional television newscasts, web-based or print coverage (see note below regarding policy on game video on web), or other electronic transmission as approved by The University in writing, with a limitation of up to three (3) minutes in length from any single event. That three (3)-minute package may contain no more than two (2) minutes of game highlights. Its usage must be only as supporting edited video/audio for a reported video/audio story and not simply as a raw video post/rebroadcast/streamed highlights or interview sessions. Accredited media entities may not offer any live video, audio or other coverage of the event (or tape delay rebroadcast coverage in its entirety) without the advance written permission of The University of Texas athletics department. Video is for news usage only and may not be sponsored or sold. This policy includes all games, matches, practices and events involving any of Texas' athletics programs. It includes all media events — press conferences, pre/post-practice interviews and pre/post-game interviews.


**NOTE REGARDING USE OF GAME VIDEO:** Policy permits entities to use up to two (2) minutes of video on air (whether taken from the network feed or shot themselves) or on the entity's website. Reports and features must be filed postgame and not during the game. If a game/event is contracted to a network television partner, all highlights may remain on a website no longer than 48 hours following the game/event's conclusion. Highlights may not be used via social media platforms except as a link back to the website/URL hosting the highlights.

**EXCEPTION:** With advance written permission from the UT Athletics department, media entities will be permitted to rebroadcast the Steve Sarkisian weekly Monday press conferences in its entirety. Video from that 20-minute press conference can be used for either over the air rebroadcast or web postings. Live distribution of the weekly Monday press conference is not permitted. If posted on a website, it must be removed 48 hours after the conclusion of the press conference.

## PHOTOGRAPHY

Action shots of UT coaches and student-athletes can be requested by contacting the UT Athletics Photo Department at [photo@athletics.utexas.edu](mailto:photo@athletics.utexas.edu).

**COLLEGEPRESSBOX.COM** is the official media website for Division I football. Access and download game notes, quotes, statistics, media guides, headshots, logos and more for all FBS schools, conferences, postseason games, awards and the College Football Playoff. For access, please register for an account at [collegepressbox.com/register](http://collegepressbox.com/register).



# GAME NOTES

## QUICK FACTS

### GENERAL INFORMATION

Name	University of Texas
Location	Austin, Texas
Founded	1883
Enrollment	52,384 (41,309 undergraduate)
Nickname	Longhorns
Mascot	Hook 'Em
Colors	Burnt Orange and White
Conference	Southeastern (SEC)
President	Jay Hartzell
Vice President & Director of Athletics	Chris Del Conte
Home Field	Darrell K Royal-Texas Memorial Stadium
University Website	utexas.edu
Athletics Website	TexasLonghorns.com
Conference Website	SECSports.com

### HISTORY

First Year of Football	1893
All-Time Record	950-392-33
All-Time Bowl Record	31-26-2
Last Bowl	2024 Sugar Bowl/CFP
Last Bowl Opponent	No. 2 Washington (L, 31-37)
Conference Championships*	29
..... 1920, 1928, 1930, 1942, 1943, 1945, 1950, 1952	
..... 1953, 1959, 1961, 1962, 1963, 1968, 1969, 1970	
..... 1971, 1972, 1973, 1975, 1977, 1983, 1990, 1994	
..... 1995, 1996, 2005, 2009, 2023	
National Championships	4
..... 1963, 1969, 1970, 2005	

\*The 1996-97 academic year was Texas' first in the Big 12

\*The 2024-25 academic year is Texas' first in the SEC

### 2024 TEAM INFORMATION

Seniors (inc. super seniors)	22
Juniors	30
..... Sophomores	23
..... Freshmen (inc. redshirts)	42
Letterwinners Returning/Lost	38/31
..... Offense/Defense/Specialists (Returning)	17/19/2
Starters Returning/Lost	10/12
..... Offense	5/6
..... Defense	5/6

### 2023 INFORMATION

Overall Record	12-2
Home/Road/Neutral	6-0/5-0/1-2
Big 12 Record/Finish	8-1/1st
Final Ranking	3 (CFP)   3 (AP)   4 (Coaches)
Bowl Game	Sugar Bowl/CFP
Bowl Opponent	Washington
Bowl Result	L, 31-37

### COACHING STAFF

Head Coach	Steve Sarkisian
Alma Mater	BYU, 1997
Record at UT/Years	26-14 (.650)/4th
Career Record/Years	73-49 (.598)/11th
X	@CoachSark
Instagram	steve.sarkisian
Assistant HC/Special Teams Coordinator/TE	Jeff Banks
Defensive Line	Kenny Baker
Associate Head Coach (Offense)/RB	Tashard Choice
Offensive Coordinator/Offensive Line	Kyle Flood
Associate Head Coach (Defense)/Safeties	Blake Gideon
Passing Game Coordinator/Wide Receivers	Chris Jackson
Defensive Passing Game Coord./Secondary	Terry Joseph
Defensive Coordinator/OLB	Pete Kwiatkowski
Co-Offensive Coordinator/Quarterbacks	AJ Milwee
Co-Defensive Coordinator/Linebackers	Johnny Nansen
Strength and Conditioning	Torre Becton

### THE OPENING KICKOFF

• Texas continues its 132nd season of football at 6 p.m. CT Saturday, Sept. 14, when it takes on UTSA inside Darrell K Royal-Texas Memorial Stadium.

The game will broadcast on ESPN with Mark Jones (play-by-play), Roddy Jones (analyst) and Quint Kessenich (sideline) on the call.

• Texas and UTSA square off for just the second time in history and first time since 2022. The Longhorns won 41-20 at home in the lone matchup.

• The Longhorns are coming off an AP Top-10 ranked road win after defeating No. 10/9 Michigan, 31-12, on Sept. 7.

• The victory in Ann Arbor clinches the second-straight season in which Texas picked up an AP Top-10 non-conference road win. In 2023, Texas defeated then ranked No. 3/3 Alabama in Tuscaloosa, Ala.

• Texas currently boasts 950 all-time wins, the fourth-most in college football history. UT holds an all-time record of 950-392-33 (.702). The Longhorns' 950 wins are the second most by an SEC team following Alabama's 966 victories.

• Under head coach Steve Sarkisian, Texas has now started 2-0 in back-to-back seasons.

• The Longhorns look to move to 3-0 for the second-consecutive year.

### SERIES HISTORY VS. UTSA

• Despite the University of Texas and UTSA being 82.7 miles away from one another, the programs clash on the gridiron for just the second time in history on Saturday.

• Texas leads the all-time series, 1-0. In their lone meeting, the Longhorns defeated the Roadrunners, 41-20, inside Darrell K Royal-Texas Memorial Stadium on Sept. 17, 2022.

• In the first meeting, former Texas RB Bijan Robinson became the 20th Longhorn in school history to surpass 2,000 career rushing yards while he finished the game with 20 carries for 183 yards on the ground with three touchdowns.

• Texas outgained UTSA on the ground, 299-139.

• DB Jahdae Barron recorded an interception and returned it 44 yards for a touchdown.

### RESULTS VS. UTSA (ALL-TIME)

Year	Location	Result	Score
2022	Austin, Texas	W	41-20

### BIG WIN AT THE BIG HOUSE

• UT is fresh off a road victory at No. 10/9 Michigan, 31-12, at Michigan Stadium on Sept. 7.

• Texas' 19-point win at Michigan (31-12) was the Longhorns' largest margin of victory against a top-10 team on the road since 1979. That year, UT knocked off No. 5 (AP)/7 (Coaches Poll) Missouri, 21-0, in Columbia. It also was the Longhorns' biggest point differential over a top-10 team overall since 2005 when the UT knocked off No. 10/8 Texas Tech in Austin, 52-17.

• Texas' 31-12 victory at No. 10/9 Michigan, coupled with its 34-24 win at No. 3/3 Alabama in 2023, marks the first time since 1990-91 that the Horns have knocked off top-10 ranked non-conference opponents in consecutive regular seasons. UT defeated No. 4 OU 14-13 in 1990 & No.

5 OU 10-7 in 1991.

• Texas moves to 2-0 all-time against the Wolverines and 1-0 in regular season matchups.

• The victory by Texas marks the 140th all-time victory for the Longhorns against a ranked opponent with 37 coming on the road and the 950th all-time victory for UT.

• The Texas offense combined 246 passing yards with 143 rushing yards to outgain the Wolverines, 389-284.

• It was the Longhorns' first win on the road against a reigning national champion since Oct. 13, 1998, when UT beat Nebraska, 20-16, to end the Cornhuskers' 47-game home winning streak.

• The Longhorns sport a 140-165-8 (.460) all-time record against ranked foes, including a 37-50-0 (.425) record on the road.

• UT holds a 67-32-2 record when its the higher ranked team in an top-25 matchup.

### TEXAS VS. RANKED OPPONENTS (ALL TIME)

#### Overall record

140-165-8 (.460)

#### Home

52-49-4 (.514)

#### Away

37-50-0 (.425)

#### Neutral (including bowls)

51-66-4 (.438)

### A TEXAS WIN WOULD ...

• Be Texas' 951th all-time victory, the fourth-winningest program in college football history.

• Give Steve Sarkisian his 74th victory as a head coach and 28th at Texas in his 123rd career game as a head coach.

• Grant Texas its ninth-straight win at home, dating back to the 2022 season. Texas did not drop a home game during the 2023 season.

• Move the Longhorns to 2-0 all-time against UTSA.

• Clinch UT's second-straight season with a 3-0 start under head coach Steve Sarkisian.

• Claim Texas' seventh-consecutive regular season non-conference win, dating back to the 2022 season.

### YEAR FOUR OF THE SARKISIAN ERA

• Texas Football Head Coach Steve Sarkisian is in his fourth season at the helm of the Longhorns and his 11th season as a head coach overall.

• Sarkisian and the Longhorns turned in a historic season in 2023 with a 12-2 record, a Big 12 Championship, No. 3 final ranking and College Football Playoff semifinal appearance. He has also compiled top-5 recruiting classes over the past three years.

• Sarkisian was named a finalist for the Bear Bryant, George Munger and Eddie Robinson Coach of the Year awards after leading Texas to its first Big 12 Championship since 2009, winning 12 games for the first time since that season and reaching the College Football Playoff for the first time in program history.


• The 2023 Longhorns became just the fourth team in program history to amass 12 or more victories in a single season after going 12-2.

• Last season, the Texas offense ranked 15th in the nation and third in the conference averaging 35.8



# GAME NOTES

## THE LAST TIME...

	<b>JAN. 1, 2005</b>	
	Austin, Texas   Darrell K Royal-Texas Memorial Stadium Attendance: 102,520   TV: LHN	
<b>TEXAS</b> <small>21/20</small>	<b>41</b>	
<b>UTSA</b> <small>NR</small>	<b>20</b>	

Score by Quarters	1	2	3	4	OT	Score
Texas	0	17	14	10	-	41
UTSA	3	14	3	0	-	37

### Scoring Summary

Qtr	Time	Team	Summary
1st	03:28	UTSA	Sackett 24-yd field goal
2nd	14:03	UT	R. Johnson 11-yd pass from H. Card (Auburn kick)
	10:07	UTSA	Brady 2-yd rush (Sackett kick)
	09:36	UTSA	Franklin 35-yd pass from Brady (Sackett kick)
	05:20	UT	B. Robinson 3-yd rush (Auburn kick)
	00:12	UT	Auburn 44-yd field goal
3rd	11:56	UT	B. Robinson 78-yd rush (Auburn kick)
	03:21	UTSA	Sackett 30-yd field goal
	00:18	UT	Barron 44-yd interception return (Auburn kick)
4th	09:36	UT	B. Robinson 41-yd rush (Auburn kick)
	04:59	UT	Auburn 26-yd field goal

	UT	UTSA
FIRST DOWNS	21	29
RUSHES-YARDS (NET)	36-298	44-139
PASSING YDS (NET)	161	269
Passes Comp-Att-Int	15-23-0	26-40-1
TOTAL OFFENSE PLAYS-YARDS	59-459	84-408
Fumble Returns-Yards	0-0	0-0
Punt Returns-Yards	0-0	0-0
Kickoff Returns-Yards	1-26	2-30
Interception Returns-Yards	1-44	0-0
Punts (Number-Avg)	3-45.3	4-43
Fumbles-Lost	0-0	2-0
Penalties-Yards	9-88	10-45
Possession Time	23:39	36:07
Third-Down Conversions	4 of 11	9 of 17
Fourth-Down Conversions	1 of 1	0-2
Red-Zone Scores-Chances	3-3	3-4
Sacks By: Number-Yards	1-7	0-0

**RUSHING:** Texas - B. Robinson, 183; R. Johnson, 81; H. Card, 32; K. Robinson, 4. UTSA - B. Brady, 70; F. Harris, 38; E. Marburger, 12; T. Edwards, 11; K. Barnes, 8; O. Cardinas, 2; J. Williams, -1.

**PASSING:** Texas - H. Card, 15-23-0, 161 yards, 1 TD. UTSA - F. Harris, 24-35-1, 222 yards, 0 TD; E. Marburger, 1-4-0, 12 yards, 0 TD; B. Brady, 1-1-0, 35 yards, 1 TD.

**RECEIVING:** Texas - J. Whittington, 4-56; X. Worthy, 4-41; R. Johnson, 3-23, 1 TD; B. Robinson, 1-19; K. Robinson, 1-10; C. Cain, 1-7; J. Sanders, 1-5. UTSA - J. Cephus, 7-80; Z. Franklin, 6-84; D. Clark, 5-40; O. Cardenas, 3-28; B. Brady, 2-15; K. Barnes, 1-0.

**INTERCEPTIONS:** Texas - J. Barron - 144.

**FUMBLES:** Texas- None. UTSA - None.

points per game, the fifth-straight top-25 scoring output for a Sarkisian-led offense.

- The Longhorns were one of only five Power-5 programs that ranked among the top 15 in scoring offense (35.8 ppg) and scoring defense (18.9 ppg), finishing 15th nationally in both.
- The offensive showing also marked the ninth top-25 scoring offense in Sarkisian's career.
- Last season marked the eighth time a Sarkisian offense averaged at least 34 points per game.
- RB Jonathon Brooks rushed for 1,139 yards in 2023 marking the 12th consecutive year a Sarkisian offense has had a 1,000-yard rusher.

### SNAPPING STREAKS

- The Longhorns snapped Michigan's 23-game home winning streak with the victory last Saturday.
- Texas snapped UM's 16-game winning streak which dated back to the 2022 season.
- The Longhorns snapped the Wolverines' Big Ten record 29-game regular season win streak.
- It also solidified Michigan's first regular season, non-conference home loss in a decade (2014-23 games).

### TALKIN' TURNOVERS

- UT has posted four interceptions this season which leads the SEC and ranks sixth nationally. The Longhorns intercepted two passes in each of their first two games this season.
- Four different Longhorns have recorded an interception: DB Jadae Barron vs. Colorado State, DB Wardell Mack vs. Colorado State, DB Andrew Mukuba vs. Michigan and DB Derek Williams Jr. vs. Michigan.
- Texas forced three Michigan turnovers last Saturday - two interceptions and a fumble.
- DB Andrew Mukuba intercepted Michigan QB Davis Warren with 7:37 remaining in the second quarter, returning it three yards to the UM37.
- DB Jahdae Barron recorded a fumble recovery and returned it two yards to the UM42.
- DB Derek Williams Jr. intercepted Michigan QB Davis Warren with 2:31 left in the third quarter at the UM48.
- The Longhorns did not turn over the ball and have only recorded one turnover, a deflected interception, in eight quarters this season.

### BIG PLAYS IN THE BIG HOUSE

- The Longhorns had seven plays for 20 or more yards throughout the ballgame, including one for a touchdown.
- Texas had five plays for 20 or more yards in the first half.
- 1Q: Isaiah Bond 33-yard reception from Quinn Ewers for a first down.
- 1Q: Gunnar Helm 22-yard reception from Quinn Ewers for a first down.
- 1Q: Gunnar Helm 21-yard reception from Quinn Ewers for a touchdown.
- 2Q: Matthew Golden 20-yard reception from Quinn Ewers for a first down.
- 2Q: Jaydon Blue 23-yard reception from Quinn Ewers for a first down.
- 3Q: Gunnar Helm 22-yard reception from Quinn Ewers for a first down.
- 3Q: Ryan Wingo 55-yard rush for a first down.

### COACHING CONTINUITY

- Texas is the only program among the Power 4 conferences with the same head coach and offensive & defensive coordinators for the last four years.
- Texas has had only five total coaching changes in three seasons under Steve Sarkisian. RB Coach Stan Drayton left after year one (2021) to be head coach at Temple, and WR Coach Andre Coleman moved on as well that year; WR Coach Brennan Marion left after one season (2022) to become the offensive coordinator at UNLV; following the 2023 season, DL Coach Bo Davis returned to his alma mater to coach the defensive line at LSU; and co-defensive coordinator Jeff Choate left to become the head coach at Nevada.
- In the decade prior to Sarkisian's arrival on the Forty Acres, Texas had three head coaches, seven offensive coordinators and six offensive line coaches.
- 2024 marks the fourth year with the same offensive play caller (Sarkisian)/OC (Kyle Flood) and OL coach in Sarkisian's tenure.
- Marks the first time since Greg Davis and Mac McWhorter's 10-year run together (2001-10) that Texas has had the same play caller/OC and OL coach for more than two years in a row.
- The 2024 season will be the second-straight in which the offensive staff has remained intact.
  - Kyle Flood: Offensive Coordinator/Offensive Line
  - Jeff Banks: Assistant Head Coach/Special Teams Coordinator/Tight Ends
  - Tashard Choice: Associate Head Coach (Offense)/Running Backs
  - Chris Jackson: Passing Game Coordinator/Wide Receivers
  - AJ Milwee: Co-Offensive Coordinator/Quarterbacks

### CLIMBIN' THE LADDER

- The Longhorns moved up to No. 2 in this week's edition of the AP Poll.
- It's Texas' highest regular season ranking in the AP Top 25 since the Longhorns were ranked No. 2 on Oct. 10, 2009.
- The Longhorns then earned a No. 2 ranking heading into the 2009 BCS National Championship game and finished the season ranked No. 2 in the AP Poll.
- During the entire 2009 season, Texas remained at No. 2 in the Coaches Poll.

### A FREQUENT FACE IN THE AP POLL

- Texas has made 776 all-time appearances in the Associated Press Top 25, which debuted in 1936. Alabama and Oklahoma are the league's only other current members to be featured in the AP Top 25 on more than 700 occasions.

### MOST AP POLL TOP 25 APPEARANCES (SEC PROGRAMS, ALL-TIME)

Rank	Current Rank	App.
1. Oklahoma.....	No. 15.....	901
2. Alabama.....	No. 4.....	876
<b>3. Texas.....</b>	<b>No. 2.....</b>	<b>776</b>
4. LSU.....	No. 16.....	668
5. Georgia.....	No. 1.....	664

# GAME NOTES

6. Florida.....NR.....	646
7. Tennessee.....No. 7.....	621
8. Auburn.....NR.....	602
9. Texas A&M.....NR.....	491
10. Arkansas.....NR.....	432
11. Ole Miss.....No. 5.....	336
12. Missouri.....No. 6.....	268
13. Mississippi State.....NR.....	209
14. South Carolina.....NR.....	191
15. Kentucky.....NR.....	111
16. Vanderbilt.....NR.....	91

## TEXAS VS. RANKED OPPONENTS (ALL TIME)

Overall record .....	140-165-8 (.460)
Home .....	52-49-4 (.514)
Away .....	37-50-0 (.425)
Neutral (including bowls).....	51-66-4 (.438)

- The Longhorns' AP Top 25 history includes 57 preseason poll appearances (35 top-10), 45 total weeks at No. 1 and 51 appearances in the final poll (28 top-10).
- Texas has been ranked in 65 of the last 96 AP Polls, dating back to week five of the 2018 season. That stretch includes the current active streak of 23-straight appearances as well as a streak of 23 consecutive appearances in the AP Top 25.
- A 162-week run that covered 11 years (2000-10) ranks as UT's longest consecutive streak of being ranked in the AP Top 25 in program history.

## PRESEASON NO. 4

- Texas earned its highest preseason ranking in the Associated Press (AP) Top 25 since 2009 after checking in at No. 4 in this year's preseason poll. The Longhorns were also ranked preseason No. 4 in the Coaches Poll poll earlier this month.
- It's the seventh time in the last eight season in which UT has been ranked in the preseason AP Top 25.
- It marks Texas' first preseason Top 10 ranking since 2019, when the Longhorns garnered a No. 10 ranking.
- The Longhorns have been ranked in the preseason Coaches Poll for eight-straight seasons and 11 times in the last 14 seasons.
- It's the 35th time Texas has clocked in with a preseason top-five ranking.

## DELIVERING IN DEBUTS

- 31 Longhorns played in their first game for Texas in season opening win vs. Colorado State.

## True Freshman (13)

Brandon Baker  
Kobe Black  
Xavier Filsaime  
Jerrick Gibson  
Alex January  
Jordan Johnson-Rubell  
Michael Kern  
Parker Livingstone  
Wardell Mack  
Collin Simmons  
Ty'Anthony Smith  
Jordan Washington  
Ryan Wingo

## Redshirt Freshman (3)

Derion Gullette (RS)  
Spencer Shannon (RS)  
Colton Vasek (RS)

## Transfers (11)

Silas Bolden  
Isaiah Bond  
Jay'Vion Cole  
Velton Gardner  
Matthew Golden  
Jermayne Lole  
Trey Moore  
Andrew Mukuba  
Amari Niblack  
Bill Norton  
Tiaoalli Savea

## Walk-ons (4)

Dorian Black  
Graham Gillespie  
Thatcher Milton  
Brady Sarkisian

- In his collegiate football debut, true freshman WR Ryan Wingo hauled in four receptions on four targets for a team-high 70 yards. Wingo made his first career reception on a 1st-and-10 play from the Texas 26-yard line with five minutes left in the game's opening quarter as quarterback Quinn Ewers found the St. Louis native for a 16-yard reception. Ewers and Wingo connected for a 9-yard pitch-and-catch on the very next play as well.
- True freshman Jerrick Gibson capped Texas' first drive of the third quarter with a 5-yard rushing touchdown, marking the first career score for the Gainesville, Fla., native on the Forty Acres. Gibson finished the game with 10 carries for a team-high 67 rushing yards (6.7 ypc) and a score.
- With 2:23 remaining in the third quarter, redshirt freshman QB Arch Manning found WR Silas Bolden in the right flat for a 5-yard touchdown, marking the first career collegiate touchdown pass for the New Orleans native. Manning also found the end zone again on a quarterback keeper, a 1-yard run, in the fourth quarter.
- Five different student-athletes scored their first career touchdowns as a member of the Texas football program: WR Silas Bolden, WR Matthew Golden, WR Isaiah Bond, RB Jerrick Gibson and QB Arch Manning.
- As the Colorado State offense was marching towards the end zone during the game's closing minutes, true freshman DB Wardell Mack picked off Rams backup quarterback Jackson Brousseau in the back of the end zone.

## SHUT 'EM OUT

- With Texas' 52-0 win over Colorado State in the season opener, it marked the first time the Longhorns have shutout an opponent to begin the season since Sept. 4, 2004, when UT beat North Texas, 65-0.
- Courtesy of its defensive effort, Texas recorded its first shutout since Oct. 8, 2022, when the Longhorns knocked off Oklahoma, 49-0, in Dallas.
- The 52-point margin of victory marked the highest by the Longhorns since beating Rice, 58-0, on Sept. 18, 2021.

## BY THE NUMBERS

**1** Quinn Ewers is now the only FBS quarterback in the country since the start of last season to throw three touchdowns without an interception against multiple AP top-10 opponents, according to ESPN Stats & Info; Ewers led Texas to a victory at Alabama last season, as well.

**2** Last season, Texas ranked second in the nation allowing opponents to convert on just 26.6 percent of their 3rd-down tries.

**4** UT has recorded four interceptions through two games this season which leads the SEC and ranks sixth nationally.

**9** The Longhorns finished the 2023 season ranked ninth nationally in total offense after averaging 477.5 yards of total offense per game (14 games).

**11** The Longhorns dipped into the transfer portal this offseason, welcoming 11 new Longhorns to the Forty Acres.

**16** The Longhorns intercepted 16 passes in 2023, tied for 10th-most in the nation and the most for Texas since 2017 (16).

**31** 31 Longhorns played in their first game for Texas in the season opening win vs. Colorado State.

**143** Senior PK Bert Auburn scored 143 points in 2023, a record for a UT kicker and the third-most in a season in program history. Auburn's 143 points also ranked second in the nation, trailing Michigan RB Blake Corum's 168.

**256** Quinn Ewers tossed for 256 yards at No. 10/9 Michigan, pushing his career passing yardage total to 6,162 to pass Vince Young (2003-05) for seventh on the program's career passing yardage list.

# GAME NOTES

## LONGHORN 2024 HONOR ROLL

### BERT AUBURN (SENIOR, K)

- » Preseason Second-Team All-America (Phil Steele)
- » Preseason First-Team All-SEC (Coaches)
- » Preseason First-Team All-SEC (Media)
- » Lou Groza Award preseason watch list
- » Reese's Senior Bowl preseason watch list

### KELVIN BANKS JR. (JUNIOR, OL)

- » Preseason First-Team All-America (Associated Press, ESPN, CBS Sports, The Athletic, Sporting News)
- » Preseason First-Team All-SEC (Coaches)
- » Preseason First-Team All-SEC (Media)
- » Lombardi Award preseason watch list
- » Outland Trophy preseason watch list
- » Reese's Senior Bowl preseason watch list

### JAHDAE BARRON (SENIOR, DB)

- » Preseason Second-Team All-SEC (Media)
- » Preseason Second-Team All-SEC (Coaches)
- » Chuck Bednarik Award preseason watch list
- » Reese's Senior Bowl preseason watch list

### ISAIAH BOND (JUNIOR, WR)

- » Preseason Second-Team All-SEC (Media)
- » Preseason Second-Team All-SEC (Coaches)

### JAYDON BLUE (JUNIOR, RB)

- » Preseason Third-Team All-SEC (Media)
- » Doak Walker Award preseason watch list
- » Paul Hornung Award preseason watch list

### HAYDEN CONNER (SENIOR, OL)

- » Allstate Wuerffel Trophy watch list

### QUINN EWERS (JUNIOR, QB)

- » Phil Steele Preseason Fourth-Team All-America
- » Preseason Second-Team All-SEC (Coaches)
- » Preseason Second-Team All-SEC (Media)
- » Davey O'Brien Award preseason watch list
- » Earl Campbell Tyler Rose Award preseason watch list
- » Johnny Unitas Golden Arm Award preseason watch list
- » Manning Award preseason watch list
- » Maxwell Award preseason watch list
- » Walter Camp Player of the Year preseason watch list
- » Reese's Senior Bowl preseason watch list

### ANTHONY HILL JR. (SOPHOMORE, LB)

- » Preseason Second-Team All-SEC (Media)
- » Preseason Third-Team All-SEC (Coaches)
- » Bronko Nagurski Trophy preseason watch list
- » Butkus Award preseason watch list

### JAKE MAJORS (SENIOR, OL)

- » Preseason Third-Team All-SEC (Media)
- » Rimington Trophy preseason watch list
- » Reese's Senior Bowl preseason watch list

### TREY MOORE (JUNIOR, EDGE)

- » Preseason Third-Team All-SEC (Media)
- » Preseason Third-Team All-SEC (Coaches)

### MALIK MUHAMMAD (SOPHOMORE, DB)

- » Preseason Second-Team All-SEC (Media)
- » Preseason Third-Team All-SEC (Coaches)

### ANDREW MUKUBA (SENIOR, DB)

- » Preseason Second-Team All-SEC (Media)
- » Preseason Second-Team All-SEC (Coaches)

### LEADING THE WAY

- Texas' 31-point halftime lead against the Colorado State Rams was the largest for the Longhorns since having a 31-0 lead over Kansas in Lawrence, Kansas on Nov. 19, 2022.
- Per research gathered by Danny Davis of the Austin American-Statesman, sophomore RB Quintrevion Wisner's 3-yard rushing touchdown to cap the Longhorns' second drive of the afternoon was the first rushing touchdown by Texas to open a new season since the 2014 campaign.
- Malcolm Brown scored the first touchdown of the 2014 season with a 1-yard touchdown run during the first quarter of Texas' 38-7 victory over North Texas on Aug. 30, 2014.
- Wisner's first quarter rushing touchdown was the first of the season for the Glenn Heights, Texas native and second in his last four games after scoring on a 10-yard run with 38 seconds left in the Longhorns' 57-7 win over Texas Tech on Nov. 24, 2023.

### SPREADING THE LOVE

- 77 Texas players (51 in the first half) saw the field against the Colorado Rams on Aug. 31.
- Five players scored their first touchdowns at Texas.
- Eight players recorded rushing attempts.
- 12 players caught passes (10 in the first half).
- 28 players logged at least one tackle.
- 31 players played in their first game as a Longhorn (13 true freshmen, three redshirt-freshmen, 11 transfers and four walk-ons).

### QUARTERBACK MAGIC

- In the season opener against Colorado State, it marked the first time two Longhorn football student-athletes have tossed at least one touchdown in the same game since Oct. 1, 2022, when Hudson Card (3) and Xavier Worthy (1) combined for four passing touchdowns.
- It was also the first time two UT quarterbacks have each thrown a touchdown in the same game since Nov. 13, 2021, when Casey Thompson (6) and Hudson Card (1) totaled seven passing touchdowns against Kansas.

### PUTTING UP POINTS

- Texas' 52 points vs. Colorado State marked the most points in a season-opening game for Texas since Sept. 3, 2022, when the Longhorns beat ULM 52-10.
- 2024 marked the third consecutive even-number season-opening game that Texas has scored 50-or-more points: 2020 (59), 2022 (52) and 2024 (52).
- The Longhorns have scored at least 50 points seven times in the Sarkisian era.

### QUINN IN COMMAND

- **Junior QB Quinn Ewers** has led Texas to 18 wins in 24 starts during his first two seasons on the Forty Acres.
- Following Texas' road win at No. 10/9 Michigan last Saturday, Ewers was recognized on Davey O'Brien's Great 8 list for his performance against the Wolverines.
- Ewers completed 24-of-36 passing attempts (67 percent) for 256 yards and three touchdowns at

Michigan.

- Ewers is now the only FBS quarterback in the country since the start of last season to throw three touchdowns without an interception against multiple AP top-10 opponents, according to ESPN Stats & Info; Ewers led Texas to a victory at Alabama last season, as well.
- With the win against No. 10/9 Michigan at the Big House, Ewers has won eight-straight true road games dating back to 2022, and he's thrown 15 TD passes with just one interception in those games. Three of the eight wins have come at top-15-ranked opponents stadiums and in those games, he has completed 63 percent of his passes for 792 yards & eight TDs (0 INTs).

### QUINN WINS ON THE ROAD

**at No. 10 Michigan (2024): 24-36-246-3/0**  
**at No. 3 Alabama (2023): 24-38-349-3/0**  
**at No. 13 Kansas State (2022): 18-31-197-2/0**  
**Total vs. Top-15 Teams: 66-105-792-8/0**

### 2022 TD/INT

at Kansas State: 2/0  
at Kansas 1/0

### 2023 TD/INT

at #3 Alabama 3/0  
at Baylor 1/0  
at Houston 2/0  
at TCU 1/1  
at Iowa State 2/0

### 2024 TD/INT

at #10 Michigan 3/0

- He currently rides a 15-game streak with at least one passing touchdown, dating back to the 2022 season. That streak is the longest by a Texas quarterback since Colt McCoy from 2007-09.
- Ewers has thrown three touchdown passes in each of his first two games of the 2024 season.
- In the season-opening win against Colorado State, Ewers completed 20-of-27 passes (74.1 percent) for 260 yards and three touchdowns.
- With his three passing touchdowns vs. the Rams, Ewers became just the seventh student-athlete in program history to pass for 40-or-more career touchdowns, becoming the first since Sam Ehlinger (2017-20).
- He tossed for 256 yards at No. 10/9 Michigan, pushing his career passing yardage total to 6,162 to pass Vince Young (2003-05) for seventh on the program's career passing yardage list.
- Saturday also marked the 13th career game that Ewers has tossed multiple touchdowns in a single game, seven of which have been three touchdown performances.
- Heading into this weekend's meeting with UTSA, Ewers needs just one touchdown pass to tie with Vince Young for sixth-most career passing touchdowns by a Texas QB.
- Ewers entered the 2024 season as one of the most recognized names in college football, having been selected to multiple preseason watch lists, including: the Davey O'Brien Award, Earl Campbell Tyler Rose Award, Johnny Unitas Golden Arm Award, Manning Award, Maxwell Award and Walter Camp National Player of the Year Award.



# GAME NOTES

- The junior has been named preseason Second-Team All-SEC by the media and league's coaches.
- Ewers compiled the fourth-most passing yards in single-season program history with 3,479 yards in 2023. His 10 200-yard passing games last season tied for fifth-most in school history and were the most since Sam Ehlinger (13) in 2019.
- The Southlake, Texas, product averaged 296.2 yards of total offense per game last season, which leads all returning SEC quarterbacks in 2024.
- Ewers is one of four returning Power 4 conference quarterbacks to throw for at least 3,400 yards and register 20 or more passing touchdowns in 2023 (Oregon QB Dillon Gabriel, Georgia QB Carson Beck and Miami QB Cam Ward). Ewers and Beck are the only returning SEC quarterbacks to accomplish that feat last season.
- With Quinn in command, the Longhorn offense filed 400+ yards of total offense in 10 games last season, including two games with over 600 yards of total offense (661 vs. Kansas; 662 vs. Oklahoma State).
- With Ewers under center, UT scored 30 or more points in 12 of 14 games last season.
- Ewers has put together eight career games with 300+ passing yards.
- Last season, Ewers ranked amongst the nations best in several categories: 10th in completion percentage (0.690), 12th in passing yards per game (289.9), 13th in total offense (296.2) and 14th in passing yards (3,479).
- In the College Football Playoff Semifinal against No. 2 Washington, Ewers completed 24-of-43 passes for 318 yards and one touchdown, carding his eighth 300-yard passing game of his career.
- Ewers had a career-game against Oklahoma State in the Big 12 Championship on the way to earning the game's Most Outstanding Player honors:
  - He completed 35-of-46 passes for 452 yards and four touchdowns.
  - Broke the Big 12 Championship Game record and established career-highs for completions and passing yards.
  - Equaled the Big 12 Championship Game and his personal best with four touchdown passes.
  - Recorded the first 400-yard passing game of his career and eighth in UT history.
  - Had his fifth 300-yard passing game of the season, tied for second-most by a Longhorn QB -- Colt McCoy (2009), Major Applewhite (1999).
  - Marked his seventh career 300-yard game, tied for fourth all-time in UT history (James Brown).
  - Surpassed 5,000 career passing yards, the eighth-most in program history.
  - Also moved over 3,000 passing yards for the season, the sixth Longhorn to accomplish the feat.

## MOST PASSING YARDS (TEXAS, ALL-TIME)

Player	Passing Yards	Year(s)
1. Colt McCoy	13,153	2006-09
2. Sam Ehlinger	11,436	2017-20
3. Major Applewhite	8,353	1998-2001
4. James Brown	7,638	1994-97
5. Peter Gardere	7,396	1989-92
6. Chris Simms	7,097	1999-2002
<b>7. Quinn Ewers</b>	<b>6,162</b>	<b>2022-pr.</b>
8. Vince Young	6,040	2003-05

9. Bret Stafford	4,735	1984-87
10. David Ash	4,728	2011-14

## MOST PASSING TOUCHDOWNS (TEXAS, ALL-TIME)

Player	Passing TDs	Year(s)
1. Colt McCoy	112	2006-09
2. Sam Ehlinger	94	2017-20
3. Major Applewhite	60	1998-2001
4. Chris Simms	58	1999-2002
5. James Brown	53	1994-97
6. Vince Young	44	2003-05
<b>7. Quinn Ewers</b>	<b>43</b>	<b>2022-pr.</b>
8. Peter Gardere	37	1989-92
9. David Ash	31	2011-14
10. Casey Thompson	30	2019-21

- In the 2023 regular-season finale against Texas Tech, he was successful on 17-of-26 passes for 196 yards and one touchdown.
- At Iowa State, he connected on 22-of-33 passes for 281 yards and two touchdowns.
- After missing two games due to a shoulder injury, he returned to lead Texas to victory over TCU, completing 22-of-33 passes for 317 yards and one touchdown.
- Against Houston, he completed 23-of-29 passes for 211 yards and two touchdowns, marking his eighth consecutive game with a touchdown pass and the ninth multi-touchdown pass game of his career.
- He had a string of 14 consecutive completions against the Cougars, the eighth-longest streak in program history.
- Ewers surpassed 4,000 career passing yards during the matchup with Houston, the 11th Longhorn to accomplish the feat.
- In the Red River Rivalry against Oklahoma, Ewers threw for 346 yards and one touchdown on 31-of-37 passing.
- He connected on a string of 19 consecutive passes against OU, breaking Colt McCoy's record of 18 straight against Oklahoma State in 2008.
- His 31 completions equaled a career high and are tied for the 10th most in a game in UT history.
- It marked his second consecutive 300-yard passing game, the first Longhorn with back-to-back games of 300 passing yards since Sam Ehlinger in 2009 (vs. Kansas, at TCU).
- Ewers connected on 25-of-35 passes for 325 yards and one touchdown in the Horns' victory over Kansas, while also rushing seven times for 40 yards and two touchdowns, including a career-long 30-yard run.
- He also rushed for a touchdown in his third consecutive game, the first Texas QB to accomplish the feat since Sam Ehlinger in 2018 (Tulsa, USC, TCU).
- Tallied his third-straight game with a passing and rushing touchdown and the fourth of his career.
- Had his streak of consecutive passes without an interception ended at 245, the second-longest streak in program history (Sam Ehlinger, 308).

## LONGHORN 2024 HONOR ROLL (CON'T)

### COLIN SIMMONS (FRESHMAN, EDGE)

» Shaun Alexander Freshman of the Year Award preseason watch list

### WILL STONE (JUNIOR, K)

» Preseason Second-Team All-SEC (Media)  
» Preseason Second-Team All-SEC (Coaches)

### CAMERON WILLIAMS (JUNIOR, OL)

» SEC Co-Offensive Lineman of the Week (Sept. 2)

### RYAN WINGO (FRESHMAN, WR)

» Shaun Alexander Freshman of the Year Award preseason watch list

# GAME NOTES

## LONGHORN 2024 HONOR ROLL (CON'T)

### MOST CONSECUTIVE PASSES W/OUT AN INT (TEXAS, ALL-TIME)

Player	Passes	Year(s)
1. Sam Ehlinger	308	2018
<b>2. Quinn Ewers</b>	<b>245</b>	<b>2022-23</b>
3. Sam Ehlinger	162	2018-19
4. Major Applewhite	156	1999
5. Sam Ehlinger	139	2020

- In the Horns' win at Baylor, he completed 18-of-23 passes for 293 yards and one touchdown and added five carries for 16 yards and another score.
- Surpassed 3,000 career passing yards, the 16th Longhorn to accomplish the feat.
- He had a standout performance in week two at Alabama, earning Walter Camp National Offensive Player of the Week, Maxwell Player of the Week, Big 12 Offensive Player of the Week and Davey O'Brien Quarterback of the Week honors after completing 24-of-38 passes for 349 yards and three touchdowns to guide the then-11th-ranked Longhorns to a 34-24 victory over then-No. 3 Alabama in Tuscaloosa.
- In the fourth quarter against the Crimson Tide, Ewers connected on 6-of-7 passes for 135 yards and two touchdowns.
- Ewers opened the 2023 campaign completing 19-of-30 passes for 260 yards and three touchdowns, while also rushing for another score in the victory over Rice.
- The four touchdowns accounted for matched his career high, established last season against Oklahoma.
- Ewers had one of the top freshman campaigns for a Texas QB in program history, guiding the Longhorns to six wins in 10 starts.
- In his 10 games in 2022, Ewers completed 172-of-296 passes (58.1%) for 2,177 yards, 15 touchdowns and six interceptions.
- His 2,177 passing yards were the fifth-most all time for a Texas freshman and the 22nd-most in program history, while the 15 touchdown passes were the fourth-most in a season for a Longhorn freshman.
- He led Texas to six victories, tied for third-most by a freshman in program history.
- In the Alamo Bowl against Washington, he connected on 31-of-47 passes for 369 yards and one touchdown, establishing career highs for completions and passing yards.
- The 31 completions and 47 passing attempts were the third-most ever for a Texas quarterback in a bowl game and both marks equaled the 10th-most in any single game in program history.
- Additionally, his 369 passing yards were the third-most ever for a Longhorn in a bowl game and 16th-most in a single game in UT history.
- Ewers threw for 319 yards and two touchdowns on 19-of-49 passing at Oklahoma State, the first 300-yard passing game of his career.
- He had a standout performance against Oklahoma in the Red River Showdown, completing 21-of-31 passes for 289 yards and four touchdowns, establishing then-career bests in each category.
- The four touchdown passes are tied for third-most in the UT-OU game in series history and are the most-ever by a Texas freshman.
- Ewers' four passing scores are also tied for 10th-

most in a game in program history and tied for third among Texas freshmen.

- His four touchdown passes were the most for a Texas freshman since Shane Buechele had four against UTEP in 2016.
- His efforts earned him Big 12 Conference Newcomer of the Week honors, the first weekly conference honor of his career.
- He started the first two games of the season for the Longhorns, completing 25-of-36 passes (69.4%), for 359 yards and two touchdowns in four total quarters of action.
- Against then-No. 1 Alabama, Ewers passed for 134 yards and connected on 9-of-12 passes before being sidelined with an injury at the end of the first quarter.
- He made his first career start and his Longhorn debut in the season opener against ULM, guiding the Texas to a season-opening 52-10 victory.
- The transfer from Ohio State completed 16-of-24 passes for 225 yards and two touchdowns. After throwing an interception on his second career passing attempt, he bounced back to connect on eight-straight passes and nine of 10, guiding Texas to four touchdowns, a field goal and a field goal attempt on his next six drives.
- Ewers' 225 passing yards were the third-most since 1950 for a freshman starting in the season opener, trailing Shea Morenz's 347 (1993) and Shane Buechele's 280 (2016).
- He was the sixth Longhorn freshman to start the season opener and the fifth to lead Texas to victory.

### THE RETURNERS ON OFFENSE

- Texas returns junior quarterback Quinn Ewers, who has started 24 games for the Longhorns in his career. His 6,162 career passing yards rank seventh all-time in Texas history and his 43 career passing touchdowns rank seventh. A semifinalist for the Davey O'Brien Award and Earl Campbell Tyler Rose Award in 2023, he completed 272-of-394 passes (69%) for 3,479 yards, 22 touchdowns and just six interceptions, while he rushed 59 times for 75 yards and five touchdowns last season. His 3,479 passing yards were the fifth-most in a season in UT history and his 272 completions rank sixth. Ewers had six 300-yard passing games, which is tied for the most in a season in program history. Redshirt freshman Arch Manning also returns after appearing in two games last season.
- At running back, junior Jaydon Blue returns after finishing third on the team, respectively, in rushing yards last season behind leading Doak Walker Award candidate Jonathan Brooks, who was injured in the second half of the season and went on to be selected in the NFL Draft. Blue ran for 407 yards and three touchdowns on 65 carries (6.1 ypc) and caught 14 passes for 135 yards and one touchdown last season.
- The wide receiver room features a combination of young talent and experienced incoming transfers. The lone returning player at that position to catch a pass in 2023 is sophomore Johntay Cook II, who pulled in eight for 136 yards (17.0 ypr), after the top three wide receivers from last year moved on to the NFL. That trio of Xavier Worthy, Adonai Mitchell and Jordan Whittington accounted for 172 receptions for 2,364 yards and 17 touchdowns. However, joining the team via transfer is another trio of Isaiah Bond from Alabama, Matthew Golden from Houston, and Silas Bolden from Oregon State. Bond played in 27 games with 12 starts during his



# GAME NOTES

career at Alabama, registering 65 catches for 888 yards (13.7 ypr) and five touchdowns, and led the Tide with 48 receptions for 668 yards (13.9 ypr) and four touchdowns in 14 games with 11 starts in 2023. Golden played in 20 career games in two seasons with 76 receptions for 988 yards (13.0 ypc) and 13 touchdowns, while Bolden is a two-time second-team All-Pac 12 selection as a return specialist (2022-23), played in 37 career games with 14 starts in four seasons and compiled 80 receptions for 1,076 yards (13.4 ypr) and nine touchdowns, while rushing 21 times for 202 yards (9.6 ypc) and four touchdowns. In addition to Cook, Texas also returns sophomore DeAndre Moore Jr. and redshirt freshman Ryan Niblett.

- At tight end, the Longhorns will look to fill the shoes of Ja'Tavion Sanders who caught 99 passes for 1,295 yards over the last two seasons before departing for the NFL. Back is senior Gunnar Helm, who caught 14 passes for 192 yards and two touchdowns last year, while also excelling in blocking throughout his career, which has spanned 40 games with 11 starts. Senior Juan Davis also returns after appearing in 28 games, along with redshirt freshmen Spencer Shannon and Will Randle. Meanwhile, Texas also adds incoming transfer Amari Niblack from Alabama who played in 24 career games, registering 21 receptions for 342 yards and five touchdowns with Alabama.

- The Longhorns return four of five starters from last year's Joe Moore Award semifinalist unit with the lone departure being RT Christian Jones, who was selected in the NFL Draft. All-American candidate junior LT Kelvin Banks Jr. (29 games/29 starts) leads the returning group, which includes senior C Jake Majors (44 games/43 starts), senior LG Hayden Conner (37 games/29 starts) and junior RG DJ Campbell (23 games/16 starts). Several other players return with significant playing experience including junior Cameron Williams (24 games/3 starts), junior Cole Hutson (24 games/15 starts), sophomores Malik Agbo (18 games), Connor Robertson (16 games) and Neto Umeozulu (10 games).

## VETERAN PRESENCE UP FRONT

- Texas returned four starters along the offensive line with **Kelvin Banks Jr.**, **Hayden Conner**, **Jake Majors** and **DJ Campbell** back for the 2024 season.
- There are 133 combined starts on the 2024 offensive line.
- The average size of the 2024 anticipated starting five offensive linemen (Banks, Conner, Majors, Campbell, Williams) is 6-4, 324.
- The line has only lost one starter from its previous two seasons in RT Christian Jones, who was drafted into the NFL in April. Four starters are returning from last year in Banks, Conner, Majors and Campbell. While the year before, four starters also returned as Hutson, who is also back this season, started at right guard.
- Last season's offensive line finished as a semifinalist for the Joe Moore Award, presented annually to the top offensive line in the country.
- It marks 12th time in the last 31 seasons in which at least four starters from the offensive line return.
- In 2023, the Texas offensive line helped pave the way for one of the most dynamic offenses in school history. The 2023 Longhorns recorded a program-record 6,685 yards of total offense in 14 games - breaking the previous record of 6,657 (13 games), which was set by the 2005 BCS National Championship team.

- The Longhorns ranked ninth nationally and third in the league in total offense after averaging 477.5 yards per game in 2023. Texas averaged 188.4 yards on the ground and 289.1 yards through the air per game in 2023.
- Texas ranked ninth nationally and second in the Big 12 Conference in offensive first downs with 323.
- Last season, the unit blocked for Doak Walker Award semifinalist Jonathon Brooks and Davey O'Brien Award semifinalist Quinn Ewers. They opened holes for running backs Brooks (1,158 yards), CJ Baxter (659 yards) and Jaydon Blue (398 yards).
- The offensive line helped UT rack up 662 yards of total offense in the Big 12 Championship game versus Oklahoma State - the seventh-most in single-game program history.

## KEY O-LINE RETURNERS

Player	Games Played	Starts
Kelvin Banks Jr.	29	29
DJ Campbell	23	16
Hayden Conner	37	29
Jake Majors	44	43
Cole Hutson	24	14
Cameron Williams	24	3

## HOTTEST TICKET IN TOWN

- 2024 Texas Football season tickets are sold out. This is the third consecutive season the Longhorns have sold out of designated season tickets. The excitement around Texas Football following last season's College Football Playoff appearance is at an all-time high as the Longhorns begin play in the Southeastern Conference with an additional 4,500 account holders on the waitlist for season tickets in future years.
- In addition, the annual Allstate Red River Rivalry game versus Oklahoma is also sold out and no additional tickets will be available for purchase. The game, held at historic Cotton Bowl Stadium, will be played October 12 at 2:30 p.m.

## RECORD-SETTING CHAMPIONSHIP GAME

- Texas had 422 yards of offense and 35 points in the first half of the Big 12 Championship Game.
- Texas finished the game with 662 yards of total offense, it is the fifth time they've surpassed 500 total yards of offense this season.
- The 49 combined points in the first half is the most points scored in a half in Big 12 Championship game history. The previous record was 46 (Colorado vs Texas, 2001).
- QB Quinn Ewers, the Big 12 Championship Most Outstanding Player, completed 35-of-46 passes for 452 yards and four touchdowns, breaking the Big 12 Championship Game record and establishing career-highs for completions and passing yards, while also equaling the Big 12 Championship Game and his personal best with four touchdown passes.
- Texas became the only Power 5 team over the last 20 seasons to put up 400 yards of offense and 35 points in a single half of a conference title game.
- Texas' 662 yards of offense in the Big 12 title game were 7th-most ever in a game for Longhorns. Meanwhile, the Longhorns defense held an OSU offense that was averaging 433 yards per game to 281 (89 of which came on the Cowboys final drive

## LONGHORN 2024 HONOR ROLL (CON'T)

# GAME NOTES

## LONGHORN 2024 HONOR ROLL (CON'T)

when Texas led 49-14).

### SCORING IN BUNCHES

- UT opened the season with 52 points, including 24 points in the second quarter, vs. Colorado State. The Longhorns scored three touchdowns in just over five minutes to close the first half.
- Texas has scored over 30 points in its last five games, dating back to 2023.
- Texas scored 30 points or more points in each of the first nine games of the 2023 season for the first time in program history. With the 31-12 win over Michigan last week, Texas has scored at least 30 points in both of its first two games this season.
- The Longhorns were one of three teams to score at least 30 points in each of their first nine games last season. The other two were Michigan and Oregon.
- UT scored at least 30 points in 12 of 14 games in 2023, 16 of the last 19 games and 23 of 29 games since the start of the 2022 season.
- The Longhorns scored at least 21 points in a quarter in each of the first four games last season with two of those occurrences taking place in the fourth quarter.
- Texas has scored in seven of eight quarters so far this season.
- The Longhorns are averaging 41.5 points per game through two games this season.
- UT started fast and hot offensively in last week's road win at No. 10/9 Michigan, scoring 24 of its 31 points in the first half against the Wolverines.

### TEXAS RANKED NO. 1 IN ESPN'S FPI, COLLEGE EFFICIENCIES RANKINGS

- Following Texas' road triumph at No. 10/9 Michigan, Texas checked in at No. 1 in ESPN's College Football Power Index, followed by No. 2 Georgia, No. 3 Alabama, No. 4 Ohio State and No. 5 Tennessee.
- The FPI is a measure of team strength that is meant to be the best predictor of a team's performance going forward for the rest of the season. FPI represents how many points above or below average a team is. Projected results are based on 20,000 simulations of the rest of the season using FPI, results to date, and the remaining schedule. Ratings and projections update daily. FPI data from seasons prior to 2019 may not be complete.
- In ESPN's 2024 College Efficiencies, Texas leads the nation with an overall rating of 97.5. The Longhorns rank fifth in the country with an offensive efficiency of 92.3 and third nationally with a defensive rating of 96.8.
- UT is the only program to be ranked inside the country's top-five in both offense and defense.

### COMPLIMENTARY FOOTBALL

- In 2023, Texas ranked sixth in ESPN's College Efficiencies rankings with an overall rating of 84.5. The Longhorns ranked 17th in offensive efficiency (75.4), eighth in defensive efficiency (80.5) and 13th in special teams efficiency (63.0), joining Alabama as the only teams to rank among the top-20 in all three categories.
- Texas ranked seventh among Power 5 programs in total offense (477.5) and 23rd in total defense

(336.7), one of eight programs to rank among the top-25 in both categories. The others were Oregon, Georgia, Tennessee, Missouri, Notre Dame, Miami (FL) and UCLA.

- The Longhorns were one of eight FBS schools (and six Power 5 programs) scoring at least 36 points (36.2) and allowing 18 or fewer points (17.5) per game. The list also includes Florida State, Georgia, Michigan, Notre Dame, Oregon, Penn State and SMU.

### LONGHORNS ON THE SENIOR BOWL WATCH LIST

- 16 Longhorns were named to the Reese's Senior Bowl watch list on Aug. 21. The Senior Bowl, which takes place in Mobile, Ala., is where elite draft prospects from around the country are selected to showcase their talent and connect with coaches and decision-makers from all 32 NFL teams.
- Texas was one of 11 schools with 16 or more selections to the 2025 Senior Bowl watch list.
- Longhorns on the Reese's Senior Bowl watch list: QB Quinn Ewers, WR Silas Bolden, WR Isaiah Bond, TE Gunnar Helm, OL Kelvin Banks Jr., OL Hayden Conner, OL Jake Majors, DL Vernon Broughton, DL Alfred Collins, DL Jermaine Lole, EDGE Trey Moore, EDGE Barryn Sorrell, LB David Gbenda, DB Jahdae Barron, DB Andrew Mukuba and K Bert Auburn.

1

### DRAWING A CROWD

- Texas played in front of capacity crowds in each of the last 14 games, dating back to Week 2 of the 2023 season when the Longhorns hit the road to face the Alabama Crimson Tide in Tuscaloosa.
- In last weekend's road trip to No. 10/9 Michigan, Michigan Stadium recorded an attendance of 111,170.
- At Alabama on Sept. 9, 2023, 100,077 fans filled Bryant-Denny Stadium in Tuscaloosa.
- The following week, 101,777 Longhorns fans packed Darrell K Royal-Texas Memorial Stadium against Wyoming.
- In the 2023 conference opener in Waco, Baylor announced a capacity crowd of 49,165, the eighth-largest attendance figure in McClane Stadium history.
- The Longhorns drew 102,986 fans for the conference home opener against Kansas, the fourth-largest crowd in Darrell K Royal-Texas Memorial Stadium history.
- The 2023 Red River Rivalry against Oklahoma had a capacity crowd of 92,100 fans inside the Cotton Bowl in Dallas.
- In Texas' first game at Houston since 2001, the Longhorns and Cougars drew 42,812 fans to TDECU Stadium.
- The Horns welcomed 101,670 fans back to DKR-Texas Memorial Stadium for the game against BYU.
- The Texas-Kansas State game at Darrell K Royal-Texas Memorial stadium drew the fifth-largest crowd in stadium history: 102,846.
- Back on the road, Texas played in front of 50,812 fans at TCU inside Amon G. Carter Stadium.
- In the final road game of the season, 61,500 fans packed Jack Trice Stadium in Ames, Iowa for the Longhorns' game against the Cyclones.
- Texas hosted 102,452 fans at DKR-Texas

# GAME NOTES

Memorial Stadium in the regular-season finale against Texas Tech.

- The Big 12 Championship Game had 84,523 fans in attendance at AT&T Stadium.
- The CFP Semifinal vs. Washington drew 68,791 fans inside the Caesars Superdome in New Orleans, La.

## LONGHORN GRADUATES

- Six members of The University of Texas Football team enter the 2024 season having completed their degree requirements and have earned their degrees prior to the season. The list includes DL Dorian Black, WR Silas Bolden, LB David Gbenda. DL Jermaine Lole, OL Jake Majors and DL Bill Norton.
- Additionally, nine Longhorns are set to earn their bachelor's or master's degrees or graduates certificate in the fall. They are: DB Jahdae Barron, DL Vernon Broughton, DL Alfred Collins, OL Hayden Conner, TE Juan Davis, TE Gunnar Helm, DB Gavin Holmes, OL Max Merrill and EDGE Barryn Sorrell.

## POWER TO THE PORTAL

- 11 new faces arrived on the Forty Acres for the 2024 season via transfer from other colleges. That group includes:

Player	Previous School
WR Silas Bolden	Oregon State
WR Isaiah Bond	Alabama
DB Jay'Vion Cole	San Jose State
RB Velton Gardner	SMU
WR Matthew Golden	Houston
DL Jermaine Lole	Louisville
DL Trey Moore	UTSA
DB Andrew Mukuba	Clemson
TE Amari Niblack	Alabama
DL Bill Norton	Arizona
DL Tiaoaalii Savea	Arizona

## SECRET WEAPONS AT TE

- Senior TE **Gunnar Helm** brings leadership and is developed as both a pass catcher and blocker at 6-5, 250 lbs. With the departure of JT Sanders to the NFL, Helm provides extensive experience, having played in 41 career games. Last season, he started six games and caught 14 passes for 192 yards and two touchdowns even with the significant season Sanders produced in receptions.
- The Longhorns add junior **TE Amari Niblack**, who transferred to Texas from Alabama during spring 2024, to the mix. Niblack, who was named to the preseason watch list for the John Mackey Award, played in 24 career games with five starts during his time with the Crimson Tide. As a sophomore in 2023, Niblack hauled in 20 receptions for 327 yards and four touchdowns in 14 games of action.
- Senior TE **Juan Davis** adds more veteran leadership and depth in the tight end room having played in 30 games across four seasons as a Longhorn, primarily on special teams.
- Tight ends at Texas have flourished under Sarkisian. In 2023, Ja'Tavion Sanders (who was selected in the fourth round of the 2024 NFL Draft by the Carolina Panthers), recorded 45 receptions for 682 yards (15.16 ypc) and two touchdowns. Sanders had a standout 2022 season as well, snatching 54 receptions for 613 yards and five scores.

## AT THE HELM OF THE BIG HOUSE

- Senior TE Gunnar Helm had a career day in Texas' 31-12 win at No. 10/9 Michigan last Saturday.
- Helm set career highs in both receptions with a team-best seven and receiving yards with a team-high 98 (14 ypc). Helm tallied 45 yards after catch as well against the Wolverines. As a team, Michigan only compiled 51 yards after catch against Texas.
- The Englewood, Colo., product caught a 21-yard receiving touchdown in the first quarter from QB Quinn Ewers. It was Helm's third career receiving touchdown and his first of the 2024 season.
- Against Michigan, Helm recorded three receptions for 20+ yards.
- Two weeks into the 2024 season, Helm leads all SEC tight ends with 140 receiving yards and ranks fifth amongst P4 tight ends. Helm's 140 receiving yards rank ninth overall by an SEC pass catcher.

## OFFENSIVE EXPLOSION

- Texas exploded for 661 yards of offense against Kansas in the Big 12 Conference home opener last year.
- The 661 yards were the sixth-most in program history and the most since totaling 689 yards against UTEP in 2020.
- UT's 661 yards were the most in a Big 12 game in program history, topping the previous mark of 658 in 2016 against Texas Tech.
- Texas rushed for 336 yards and threw for 325 yards in the victory over Kansas. It marked the seventh time in program history the Longhorns rushed and passed for over 300 yards in the same game and the first time since 2021 against Texas Tech.
- The Longhorns tallied at least 500 yards of offense in three-straight games at Baylor (503), against Kansas (661) and vs. Oklahoma (527), equaling the longest stretch in UT history.
- It marked the sixth time in program history and first time since 2016 that the Longhorns tallied 500-plus yards in three consecutive games with the prior instances occurring in:
  - 1968: 538, at Rice, 547, SMU; 657, at Baylor
  - 1969: 676, at SMU; 555, Baylor; 651, TCU
  - 2005: 606, at Oklahoma State; 645, at Baylor; 617, Kansas
  - 2007: 545, Nebraska; 589, at Oklahoma State; 551, TCU
  - 2016: 548, Baylor; 658, at Texas Tech; 536, West Virginia

## NEW GUYS BRING EXPERIENCE TO THE WR ROOM

- With the departures of wide receivers Xavier Worthy, Adonai Mitchell and Jordan Whittington to the NFL, the Longhorns are tasked with replacing their top pass catchers from the 2023 season.
- Texas had a successful transfer portal haul and bring in junior WR Isaiah Bond (Alabama), senior WR Silas Bolden (Oregon State) and junior WR Matthew Golden (Houston) to the mix.
- UT also returns standout underclassmen in sophomore Johntay Cook II, DeAndre Moore Jr. and Ryan Niblett, who is also seeing time at running back. True freshman Ryan Wingo, a highly touted five-star recruit, turned heads in the Orange-White spring game after snaring four passes for 81 yards

## LONGHORN 2024 HONOR ROLL (CON'T)



# GAME NOTES

## LONGHORN 2024 HONOR ROLL (CON'T)

and two touchdowns.

- **Isaiah Bond** played in 27 games with 12 starts during his career at Alabama, registering 65 catches for 888 yards (13.7 ypr) and five touchdowns over the past two seasons in helping the Crimson Tide to a College Football Playoff semifinals appearance in 2023 and an Allstate Sugar Bowl Championship in 2022.

- This past season, Bond led Alabama with 48 receptions for 668 yards (13.9 ypr) and four touchdowns in 14 games with 11 starts. He gathered at least three catches in each of the last seven games and pulled in at least four receptions five of the last six. One of his biggest plays came when he hauled in the 31-yard go-ahead touchdown with 32 seconds left to lift Alabama to an Iron Bowl victory over Auburn. Bond also set career highs of seven receptions and 96 yards with one touchdown against Texas A&M.

- **Silas Bolden** a native of Rancho Cucamonga, Calif., and a two-time second-team All-Pac 12 selection as a return specialist (2022-23), has played in 37 career games with 14 starts in four seasons with the Beavers. During that time, he compiled 80 receptions for 1,076 yards (13.4 ypr) and nine touchdowns, while rushing 21 times for 202 yards (9.6 ypc) and four touchdowns. He also returned 40 kickoffs for 1,008 yards (25.2 ypr) with a long of 80, along with three punts for 97 yards and one touchdown with a long of 65.

- As a junior last year, Bolden led Oregon State in all-purpose yards with 1,319 and was tied for second with eight total touchdowns. As part of that, he caught 54 passes for 746 yards (13.8 ypr) and five touchdowns, rushed nine times for 84 yards (9.3 ypc) and two touchdowns, returned 17 kickoffs for 392 yards (23.1 ypr), and brought back three punts for 97 yards and one touchdown. Bolden notched seven games with at least 100 all-purpose yards and made at least two catches in every game with three in all but one contest. Against Utah, he set his career high with 100 receiving yards, matched his career high of six catches with one touchdown, and set a career high of 53 rushing yards with one touchdown on two carries. He helped the Beavers to an 8-5 record last season and an appearance in the Tony the Tiger Sun Bowl.

- **Matthew Golden**, played in 20 career games with 17 starts in two years at Houston, starting eight as a true freshman (2022) and starting all nine games he played in before an injury ended his season as a sophomore in 2023. Golden totaled 76 receptions for 988 yards (13.0 ypc) and 13 touchdowns in two seasons. He also brings depth to special teams as he returned 14 kickoffs for 437 yards (31.2 avg) and two touchdowns. He pulled in 38 receptions for 404 yards and six touchdowns, while returning nine kickoffs for 321 yards (35.7 ypr) and two touchdowns, which went for 100 yards and 98 yards, as a sophomore. He was one of five players nationally to return two kickoffs for touchdowns.

- **Johntay Cook II** played in all 14 games and caught eight passes for 136 yards as a true freshman. He had a season-long 51-yard reception in Texas' win at Baylor.

- **DeAndre Moore Jr.** appeared in 10 games as a true freshman and charted a 15-yard kickoff return at TCU.

## WEAPONS AT WIDEOUT

- 11 Texas players have recorded at least one reception through two games this season.
- Against Michigan, five different UT players grabbed a reception.
- Freshman WR Ryan Wingo led Texas with 70 receiving yards on four receptions in his Longhorn debut against Colorado State on Aug. 31.
- Junior WR Isaiah Bond snagged a team-high five receptions for 61 yards and a touchdown against the Rams.
- Junior WR Matthew Golden hauled in three receptions for 50 yards with a team-high two receiving touchdowns in the season opener.
- Sophomore WR Johntay Cook II snared three catches for 56 yards in the season opener.
- Wingo, Bond, Golden and Cook II combined for 15 catches, 237 yards and three touchdowns against the Rams.
- In the win at Michigan, WR Isiah Bond had three receptions for 51 yards with a long of 33 yards.
- WR Matthew Golden turned in another standout performance for UT, collecting six catches for 41 yards and a score. Golden leads Texas with three touchdown receptions this season.

## SPREADING THE BALL AROUND

- Last season, three different players had 10-reception games: Xavier Worthy (10 at TCU), Jordan Whittington (10 vs. Oklahoma) and Adonai Mitchell (10 against Kansas).
- Texas recorded at least one 100-yard receiver in seven of 14 games last season, including one game with two 100-yard receivers (vs. Oklahoma).
- Xavier Worthy hauled in 10 passes against TCU, the third time last season Texas had a receiver with at least 10 receptions in a game.
- It marked the first time since 2019 the Longhorns had three games with a player catching 10 or more passes.
- The three games are tied with 1999 and 2019 for third-most in a season in program history. The program record is five in 2008, followed by four in 2009.
- Three different players with 10 reception-games in a season is the most in program history. The only other season to feature multiple players with 10-plus receptions games was 2008 (Jordan Shipley, three times; Quan Cosby, once).

## THE RETURNERS ON DEFENSE

- Texas returns four of its top five and six of its top eight tacklers from last season, although top tackler linebacker Jaylan Ford was one of four defensive players to be chosen in this year's NFL Draft, along the defensive tackle tandem of Byron Murphy and Outland Trophy winner T'Vondre Sweat, who went in the first and second rounds, respectively, and cornerback Ryan Watts.
- Along the defensive front, the Longhorns return two starting edge defenders in junior Ethan Burke and senior Barryn Sorrell. Burke led the team with 5.5 sacks last season and was second with nine tackles for loss, while Sorrell, who has played in 35 games with 26 starts, led the team in pressures with 11 to go along with four sacks and 4.5 tackles for loss. Texas also returns junior Justice Finkley and redshirt freshmen Colton Vasek and

# GAME NOTES

Tausili Akana on the edge, while adding UTSA transfer Trey Moore, who was named the 2023 American Athletic Conference Defensive Player of the Year after posting 45 total tackles, 17.5 tackles for loss and a school-record 14 sacks.

- In the middle of the line, despite the loss of Murphy and Sweat, the Longhorns bring back significant contributors in seniors Alfred Collins (50 games/14 starts) and Vernon Broughton (42 games/4 starts), along with sophomores Aaron Bryant and Jaray Bledsoe and redshirt freshman Sydir Mitchell. In addition, three senior transfers join the unit in Bill Norton and Tiaoaalii Savea from Arizona, and Jermaine Lole from Louisville. Norton also previously played at Georgia from 2019-2022 and helped the Bulldogs to back-to-back National Championships in 2021-22, while Savea has played in 30 career games, including 19 at Arizona after one year at UCLA. Lole also previously played at Arizona State and has appeared in 44 career games with 34 starts.

- Freshman All-American linebacker Anthony Hill Jr. comes back as the team's leading returning tackler with 67, including five sacks and eight tackles for loss. He is joined at linebacker by super senior David Gbenda, who was fourth on the team in tackles last year with 50 and has played in 49 career games with 13 starts. Another senior in Morice Blackwell Jr. comes back with 35 games played and five starts, while sophomore Liona Lefau (16 games played) and redshirt freshman Derion Gullette also return.

- Thorpe Award semifinalist senior Jahdae Barron leads the secondary and was third on the team in tackles (60) and second in pass breakups (6), while adding 4.5 sacks, one interception and one fumble recovery. That was on the heels of a 2022 season where he registered a team-leading 11.5 tackles for loss, 78 tackles (43 solo), and an interception return and fumble return for touchdowns. Junior Michael Taaffe led the team with three interceptions, while sophomore Derek Williams Jr. posted 42 tackles as a freshman. Junior Jaylon Guilbeau will look to return to form following injury, and sophomore Jelani McDonald played in 12 games as a freshman. Texas also adds Clemson transfer and former Freshman All-American Andrew Mukuba who totaled 149 tackles, 20 pass breakups, two fumble recoveries and one interception in 35 games (31 starts) with the Tigers.

- At cornerback, sophomore Malik Muhammad played in all 14 games last year with two starts and notched 31 tackles, one interception and four pass breakups and is joined by senior Gavin Holmes, who also played in 14 games with two starts. Redshirt freshman Warren Roberson also returns, and Texas adds San Jose State transfer junior Jay'Vion Cole, who was an All-Mountain West selection and posted team highs of three interceptions and 10 pass breakups.

## SEASONED SECONDARY

- Texas is returning a veteran secondary group from last season with the addition of two transfer defensive backs in **Andrew Mukuba** (Clemson) and **Jay'Vion Cole** (San Jose State).

- Senior DB **Jahdae Barron** is back for his final season in the Burnt Orange after a stellar 2023 season. A 2023 Jim Thorpe Award semifinalist and staple in the UT secondary, Barron has hauled in a plethora of 2024 preseason accolades that include: Second-Team All-SEC by the media and league's coaches, the Chuck Bednarik Award watch list and the Bronko Nagurkski Trophy watch list.

- **Barron** opened the 2024 season with his fourth

career interception in the season opener against Colorado State on Aug. 31. Barron turned in another strong performance at No. 10/9 Michigan, acquiring four total tackles (two solo), a fumble return for two yards and one PBU. As a junior in 2023, Barron played in 14 games with 12 starts, registering 61 tackles (32 solo), 4.5 tackles for loss, one interception, one fumble recovery and a career-high six pass breakups. A native of Austin, Texas, Barron tallied four tackles (three solo) and had a 16-yard interception return against No. 3 Alabama that shut down the Crimson Tide's first offensive drive and was named the East-West Shrine Bowl Texas Star of the Week following his dominant performance in the win. In the Red River Rivalry versus Oklahoma, Barron had a team-high 11 tackles (five solo) and one tackle for loss. Barron also posted a 10-plus tackle game with 11 (six solo) to go along with one sack and a 0.5 tackle for loss Week 3 against Wyoming. In the Big 12 Championship versus Oklahoma State, Barron recorded two tackles and two pass breakups to seal the conference crown.

- Sophomore **Malik Muhammad** is back for his second season after making two starts and playing in all 14 games as a true freshman in 2023. Muhammad totaled 31 tackles (21 solo), one interception, four pass breakups and returned a blocked punt for a touchdown. In his Longhorn debut against Rice, he had five solo tackles and a pass breakup. In the Red River Rivalry against Oklahoma, he scooped up a blocked punt in the end zone for a touchdown. He had three tackles (one solo), one pass breakup and hauled in his first career interception against Texas Tech. Making his first career start in the Big 12 Championship game versus Oklahoma State, he accumulated four solo tackles and one pass breakup. Muhammad had three tackles (two solo) in a start against Washington in the Sugar Bowl. He also picked up 2024 preseason honors after being named second-team All-SEC by the media and third-team All-SEC by the league's coaches.

- The addition of **Andrew Mukuba** from Clemson adds more veteran presence to the Longhorn secondary. Against Michigan, Mukuba racked up four total tackles, one interception and two PBUs. Mukuba was credited with 149 tackles (4.5 for loss), one sack, 20 pass breakups, two fumble recoveries and one interception in 35 games (31 starts) from 2021-23. An Austin, Texas, native, Mukuba made an immediate impact in 2021 to earn Freshman All-America selection from nearly every outlet in 2021 and became the first true freshman defensive back to start a season opener for Clemson since freshman eligibility in 1972.

He recorded 45 tackles (2.0 for loss), seven pass breakups and a fumble recovery after starting all 10 games in 2023. He posted seven tackles (1.5 for loss) and a pass breakup vs. No. 12 Notre Dame and registered three tackles and two pass breakups (plus an additional pass breakup on a two-point conversion attempt) vs. No. 20 North Carolina.

- Junior **Michael Taaffe** has played in 28 games with 11 starts and was named 2023 honorable mention All-Big 12 and a nominee for the Burlsworth Trophy. He played in all 14 games with nine starts in 2023, compiling 48 tackles (28 solo), 2.5 tackles for loss, three interceptions, two pass

## LONGHORN 2024 HONOR ROLL (CON'T)

# GAME NOTES

## NCAA / CONF. TEAM RANKINGS (2024)

CATEGORY	NCAA	CONF.	VALUE
3rd Down Conversion Pct	10	4	0.571
3rd Down Conv. Pct Defense	48	8	0.308
4th Down Conversion Pct	35	6	0.667
4th Down Conv. Pct Defense	60	8	0.400
Blocked Kicks			
Blocked Kicks Allowed	1	1	0
Blocked Punts			
Blocked Punts Allowed	1	1	0
Completion Percentage	24	7	0.710
Defensive TDs			
Fewest Penalties	45	4	10
Fewest Penalties Per Game	43	4	5.00
Fewest Penalty Yards	26	2	70
Fewest Penalty Yds Per Game	23	2	35
First Downs Defense	15	5	24
First Downs Offense	50	7	45
Fumbles Lost	1	1	0
Fumbles Recovered	33	4	1
Kickoff Return Defense	57	10	17.25
Kickoff Returns	51	7	21
Net Punting	85	13	37.25
Passes Had Intercepted	38	6	1
Passes Intercepted	6	1	4
Passing Offense	26	7	300.5
Passing Yards Allowed	33	8	139
Passing Yards per Comp.	64	10	12.27
Punt Return Defense	91	15	8.00
Punt Returns	59	12	8.50
Red Zone Defense	10	4	0.500
Red Zone Offense	1	1	1.00
Rushing Defense	43	10	99
Rushing Offense	62	9	166.5
Sacks Allowed	16	3	0.50
Scoring Defense	7	4	6.0
Scoring Offense	25	8	41.5
Tackles for Loss Allowed	49	7	4.50
Team Passing Efficiency	22	8	174.76
Team Passing Eff. Defense	29	6	94.13
Team Sacks	118	15	0.50
Team Tackles for Loss	110	15	4.0
Time of Possession	50	6	31:02
Total Defense	29	8	238
Total Offense	35	7	467
Turnover Margin	8	2	2.00
Turnovers Gained	10	3	5
Turnovers Lost	12	4	1
Winning Percentage	1	0	1.000

breakups and one blocked punt. He intercepted passes in three consecutive games against Houston, BYU and Kansas State.

- Sophomore **Derek Williams Jr.** saw significant playing time as a true freshman in 2023, appearing in 13 games after registering 42 tackles (24 solo), two tackles for loss and two pass breakups.

Williams established a career-high in tackles with seven (three solo) with one tackle for loss against BYU. Williams had an interception at Michigan to go along with five total tackles (three solo).

- Senior **Gavin Holmes** played in all 14 games with two starts in 2023, totaling 16 tackles (13 solo) with two pass breakups.

- Junior **Jaylon Guilbeau** returned and led Texas with eight tackles against Colorado State in the season opener. Guilbeau also carded five total tackles (two solo), one tackle for a loss of one yard and one PBU at Michigan last Saturday. Guilbeau currently leads Texas in total tackles this season with 13.

### JAHDAE ALL DAY

- Senior DB **Jahdae Barron** has hauled in the preseason accolades after a standout 2023 season where he was named a semifinalist for the Jim Thorpe Award.

- At Michigan, Barron logged four total tackles, one fumble recovery and one PBU.

- Barron filed one tackle and picked off Colorado State QB Brayden Fowler-Nicolosi in the season opener, returning it for 30 yards. It was his fourth career interception and first since Alabama in 2023.

- Barron has been named preseason second-team All-SEC by the media and league's coaches while also being tabbed to preseason watch lists for the Chuck Bednarik and Bronk Nagurski Trophy.

- Last season, he tallied five tackles (four solo) in the victory at TCU, then collected a trio of tackles in victories at Iowa State and versus Texas Tech, adding a pass breakup against the Red Raiders.

- Barron made plays all over the field against BYU on Oct. 28, 2023, collecting six tackles (two solo) with two tackles for loss, one pass breakup and a pass deflection that led resulted in a Terrance Brooks interception to set up Texas' second touchdown of the game.

- He was a difference-maker for the Longhorns against Houston in 2023, providing a second-half spark with three timely tackles (two solo) and a pass breakup on the Cougars' final offensive play of the game that halted the drive at the Texas 10-yard line.

- The Austin native registered 11 tackles (five solo) with one tackle for loss in the Red River Rivalry against Oklahoma.

- Barron tallied three solo tackles, including a tackle for loss, and recovered a fumble that led to a Texas touchdown.

- Against Wyoming, Barron had a then-season-high 11 tackles (six solo), 0.5 TFL and one pass breakup in the win, including four third-down plays to force fourth down - three tackles and one pass breakup.

- At Alabama, Barron set the tone for the day, intercepting a pass to shut down the Crimson Tide's first drive and returning it 16 yards to set up Texas' first score.

- Barron added four tackles (three solo) in the win in Tuscaloosa, including a third-down tackle that

forced an Alabama field goal.

- In 2022, Barron tallied a career-high 78 tackles (43 solo) including a team-leading 11.5 tackles for loss while adding two interceptions, one quarterback hurry, three pass breakups, one fumble recovery and two defensive touchdowns (INT, FR).

- He became the first FBS defensive back since 2000 to register double-digit tackles for loss, one fumble return for a touchdown and one interception return for a touchdown in the same season.

- Posted at least five tackles in eight games in 2022, including three double-digit performances.

- The pair of non-offensive touchdowns gave him three for his career, two shy of Michael Huff's UT record.

### MOST NON-OFFENSIVE TOUCHDOWNS (TEXAS, ALL-TIME)

Player	Total TDs	Years
1. Michael Huff	5 (4 INT; 1 FR)	2002-05
2. D. Jamison	4 (2 KR; 1 PR; 1 INT ret)	2018-22
Br. Foster	4 (2 INT; 1 FR; 1 blk PR)	2004-07
Aaron Ross	4 (3 PR; 1 FR)	2003-06
Jordan Shipley	4 (3 PR; 1 KR)	2006-09
<b>6. J. Barron</b>	<b>3 (1 blk PR; 1 INT ret; 1 FR)</b>	<b>2020-pr.</b>

- Barron notched seven tackles (three solo) in the Alamo Bowl against Washington.

- He tallied five tackles (two solo) with two tackles for loss and his first career sack in helping Texas to a win in the season finale against Baylor.

- The Austin native had a career day against TCU, recording 11 tackles with a career-high nine solo and 3.5 tackles for loss, while also collecting his first fumble recovery and returning it 48 yards.

- Barron posted a critical PBU to prevent a TD and create a turnover on downs at Kansas State.

- He had a standout game against Oklahoma State, recording a career-best 12 tackles (six solo) with 1.5 tackles for loss.

- Against Oklahoma in the Red River Showdown, Barron picked off a pass to shut down a Sooner drive, and also tallied six tackles (three solo) and had half a tackle for loss.

- Versus West Virginia, he posted six tackles (five solo) and had one tackle for loss.

- He had a career day at Texas Tech, establishing career bests with 10 tackles, six solo tackles and two tackles for loss.

- Barron recorded his first career interception against UTSA and took it 44 yards for the first pick-six of his career. He also added six tackles (three solo) in the victory over the Roadrunners.

- His effort against UTSA earned him Big 12 Defensive Player of the Week honors.

- Had four tackles (two solo) against Alabama.

### DESTRUCTIVE D-LINE

- With the departures of Byron Murphy II and T'Vondre Sweat to the NFL, the Longhorns turn to other standout defensive lineman to lead the defense in 2024.

- Texas added four defensive linemen via transfer portal in the spring, bringing in Trey Moore (UTSA), Bill Norton (Arizona), Jermaine Lole (Louisville) and Tiaoalii Savea (Arizona).

- Senior EDGE **Barryn Sorrell** brings a veteran presence to the defensive line. The New Orleans,



# GAME NOTES

La., native has played in 35 games with 26 starts and was named honorable mention All-Big 12 by the conference's coaches in 2023. He started all 14 games and totaled 37 tackles (17 solo), 4.5 tackles for loss and four sacks.

- Junior EDGE **Ethan Burke**, a third-year standout from Austin, has played in 26 career games with nine starts. An honorable mention All-Big 12 honoree in 2023, Burke recorded 41 tackles (21 solo), nine tackles for loss, a team-leading 5.5 sacks, one forced fumble and one rumble recovery. He had a career day at No. 3 Alabama with four tackles (all solo), two tackles for loss and one sack. Burke then made a career-high six tackles (three solo) with half a tackle for loss in the Red River Rivalry against Oklahoma. In the CFP semifinal vs. No. 2 Washington, he equaled his career high with six tackles (four solo), including half a tackle for loss.

- Senior DL **Alfred Collins** returns for his fifth season on the Forty Acres and has now appeared in 50 games with 14 starts. An honorable mention All-Big 12 selection in 2023, Collins registered 22 tackles (12 solo) with two tackles for loss, two sacks and two pass breakups. Collins posted a season-high five tackles (one solo) with two quarterback hurries against Texas Tech.

- Senior DL **Vernon Broughton** embarks on his fifth season with the Longhorns and has played in 42 games with four starts. Broughton established career highs with 17 tackles (seven solo) 4.5 tackles for loss, one sack, one pass breakup and one fumble recovery in 2023.

- Junior EDGE **Trey Moore** transferred to Texas from UTSA in spring 2024 and looks to be an immediate spark on the defensive side of the ball. Moore was named the 2023 American Athletic Conference Player of the Year and recognized on the AAC first-team. A three-time AAC Defensive Player of the Week in 2023, Moore posted 45 total tackles, including 30 solo stops, 17.5 tackles for a loss and a school-record 14 sacks – only 0.5 shy of the AAC single-season record – with one forced fumble, one interception and four passes defended. The San Antonio, Texas, product had 3.5 sacks and one forced fumble against UAB. He logged a season-high seven tackles with three sacks each against Texas State and East Carolina. As a freshman in 2022, Moore hauled in Freshman All-America distinction from the Football Writers Association of America, The Athletic and College Football News in 2022. He was selected to the Conference USA All-Freshman Team and Honorable Mention All-Conference. Starting all 14 contests at outside backer, he broke the school single-season record for tackles for loss with 18. He tallied 59 total tackles, 30 solo stops, eight sacks, six pass breakups, five quarterback hurries, two forced fumbles and a fumble recovery.

- Senior DL **Bill Norton**, a graduate transfer from Arizona, who also previously played at Georgia from 2019-2022, appeared in all 13 games for Arizona in 2023, starting all but the Stanford game. The Memphis, Tenn., native collected 32 tackles (14 solo, 18 assists) with 2.5 tackles for a loss of five yards, two fumbles, five pressures and three pass breakups. He helped Arizona finish fifth in the Pac-12 and 25th nationally in rush defense, allowing 118.23 yards per game elped the defense finish fifth

in the nation on fourth downs (30.0%) and 17th in the red zone (76.0%). Norton notched at least three tackles in seven games.

- Senior DL **Jermayne Lole** is a graduate transfer defensive lineman from Louisville, who also previously played at Arizona State from 2018-2021, and has played in 44 career games with 34 starts. The Long Beach, Calif., native appeared in 14 total games for Louisville, including 12 in 2023 and two in 2022 prior to a season-ending injury. In 2023, Lole totaled 19 tackles, including 5.0 tackles for loss and 1.5 sacks. He contributed two tackles and sack in a conference win versus No. 20 Duke. In the ACC Championship game against Florida State, he registered four tackles including a half tackle for loss for two yards. Lole collected three tackles against USC in the Holiday Bowl to help Louisville to a 10-win season. In 28 games at Arizona State, Lole recorded 123 tackles, including 20 tackles for loss and 11 sacks, with eight pass breakups, however he missed the 2021 season with an injury after being named a preseason All-American by Pro Football Focus (PFF).

- Senior DL **Tiaoalii Savea** transferred to Texas from Arizona following the 2023 season and has played in 30 career games, including 19 at Arizona that included two starts after having transferred from UCLA where he spent one season and played in 10 games. With the Wildcats, he accumulated 36 tackles, 7.5 tackles for loss, 1.5 sacks, three pressures, one fumble recovery and one blocked kick in two seasons. Last season, he appeared in 12 games with starts against Stanford at nose guard and against Utah at EDGE, collecting 22 tackles, six tackles for loss for 24 yards, 1.5 sacks and three pressures. He tallied multiple tackles in seven games, and against Washington he posted three tackles with two tackles for loss and one sack. Savea helped Arizona to a 10-3 record last year, including a 38-24 win over No. 12 Oklahoma in the Valero Alamo Bowl. All three losses were by seven points or fewer with one coming by seven in overtime at Mississippi State, another by two in triple overtime at No. 9 USC, and the other by seven against No. 7 Washington, which went on to play in the CFP National Championship Game.

## EXPERIENCE ON THE D-LINE

Player	Games Played	Starts
Barryn Sorrell	35	26
Ethan Burke	26	9
Alfred Collins	50	14
Vernon Broughton	42	4
Trey Moore	31	25
Bill Norton	45	12
Jermayne Lole	44	34
Tiaoalii Savea	30	2
<b>Total</b>	<b>303</b>	<b>126</b>

## RUNNING INTO A WALL

- UT restrained No. 10/9 Michigan to only 80 yards on the ground last Saturday.
- The Longhorns held Colorado State to just 118 yards on the ground (3.7 ypc) in the 2024 season opener.
- Texas held nine opponents to fewer than 100 yards rushing in 2023, the most since 2009 (10), including a stretch of five-straight games against

## NCAA /CONF. INDIVIDUAL RANKINGS (2024)

NAME/CATEGORY	NCAA	CONF.	VALUE
<b>Bert Auburn</b>			
Field Goal Percentage	69	10	0.667
Field Goals Per Game	63	10	1.00

<b>Jahdae Barron</b>			
Fumbles Recovered	1	1	1
Interceptions per game	15	3	0.5
Total Interceptions	12	3	1

<b>Silas Bolden</b>			
Punt Returns	40	9	8.5

<b>Isaiah Bond</b>			
Receptions per Game	73	6	5

<b>Quinn Ewers</b>			
Completion Percentage	27	6	0.698
Completions per Game	29	4	22
Passing Efficiency	32	8	165.6
Passing TDs	6	3	6
Passing Yards	40	7	506
Passing Yards per Game	41	7	253
Passing Yards per Comp	69	10	11.50
Points Responsible For	30	7	18
Points Responsible For per game	20	6	36
Total Offense	55	10	250
Yards per Pass Attempt	51	9	8.03

<b>Jerrick Gibson</b>			
Rush Yards per Carry	61	10	5.15

<b>Matthew Golden</b>			
Kickoff Returns	35	3	21.0
Receiving TDs	4	2	3
Scoring	45	11	9.0
Total Points Scored	45	11	18
Total TDs	17	6	3

<b>Wardell Mack</b>			
Interceptions per game	3	2	1.00
Total Interceptions	12	3	1

<b>Andrew Mukuba</b>			
Interceptions per game	3	2	1.00
Passes Defended	19	2	1.5
Total Interceptions	12	3	1

<b>Derek Williams Jr.</b>			
Total Interceptions	12	3	1

\*\*Must be ranked in the NCAA Top 75 and Conference Top 10 \*\*

# GAME NOTES

## IN THE RANKINGS

### ASSOCIATED PRESS TOP 25 (Week 3)

Rk	Team (1st)	Record	Points
1	Georgia (54)	2-0	1,566
2	<b>TEXAS (4)</b>	2-0	<b>1,492</b>
3	Ohio State (5)	2-0	1,476
4	Alabama	2-0	1,331
5	Ole Miss	2-0	1,323
6	Missouri	2-0	1,125
7	Tennessee	2-0	1,107
8	Penn State	2-0	1,090
9	Oregon	2-0	1,077
10	Miami (FL)	2-0	1,073
11	USC	2-0	1,022
12	Utah	2-0	1,010
13	Oklahoma State	2-0	734
14	Kansas State	2-0	702
15	Oklahoma	2-0	672
16	LSU	1-1	521
17	Michigan	1-1	503
18	Notre Dame	1-1	427
19	Louisville	2-0	383
20	Arizona	2-0	381
21	Iowa State	2-0	309
22	Clemson	2-0	1-1
23	Nebraska	2-0	142
24	Boston College	2-0	116
25	Northern Illinois	2-0	114

Others Receiving Votes: Illinois 101, Boise State 77, Texas A&M 68, Syracuse 63, Memphis 38, Washington 27, Iowa 24, Kansas 22, Vanderbilt 18, South Carolina 10, Liberty 9, Wisconsin 9, UNLV 7, North Carolina 7, California 3, BYU 2, UCF 1, TCU 1.

### COACHES POLL TOP 25 (Week 3)

Rk	Team (1st)	Record	Points
1	Georgia (50)	2-0	1,346
2	Ohio State (3)	2-0	1,281
3	<b>TEXAS (1)</b>	2-0	<b>1,259</b>
4	Alabama	2-0	1,157
5	Ole Miss	2-0	1,136
6	Oregon	2-0	987
7	Penn State	2-0	956
8	Missouri	2-0	955
9	Tennessee	2-0	930
10	Utah	2-0	871
11	USC	2-0	803
12	Miami (FL)	2-0	798
13	Oklahoma	2-0	700
14	Oklahoma State	2-0	588
15	Kansas State	2-0	578
16	Michigan	1-1	501
17	LSU	1-1	410
18	Arizona	2-0	399
19	Notre Dame	1-1	388
20	Clemson	1-1	326
21	Louisville	2-0	288
22	Washington	2-0	176
23	Iowa State	2-0	157
24	Nebraska	2-0	91
25	Memphis	2-0	85

Others Receiving Votes: Texas A&M 68, Boston College 36, Syracuse 33, Illinois 33, Wisconsin 28, South Carolina 25, Boise State 20, UNLV 19, Iowa 17, Kansas 14, UCF 12, North Carolina State 10, Texas State 8, TCU 6, North Carolina 5, California 5, Liberty 4, Pittsburgh 2, Michigan State 2, BYU 2, Arizona State 2, Tulane 1, James Madison 1, Indiana 1.

### 2024 WEEK-BY-WEEK RANKINGS

WEEK	AP	COACHES	CFP
Preseason	4	4	N/A
Week 2	3	3	N/A
Week 3	2	3	N/A

Houston, BYU, K-State, TCU and Iowa State.

- The Longhorns were three yards short of increasing the total to nine games following the CFP semifinal loss to No. 2 Washington after holding the Huskies to only 102 yards on the ground.
- Oklahoma State rushed for only 31 yards in the Big 12 Championship Game.
- The Longhorns held Iowa State to nine yards rushing on 21 carries — the fewest allowed by Texas in Big 12 game since 2011.
- The five consecutive games of under 100 rushing yards allowed was the longest Texas since 2009 and tied for the third-longest streak in the Big 12 Conference over the last 15 seasons:

1. Texas	6	2009
Oklahoma State	6	2009
<b>3. TEXAS</b>	<b>5</b>	<b>2023</b>
TCU	5	2014

- All totaled in those five games, opponents rushed for 241 yards (48 ypg) on 118 carries (two ypc).

### LESS THAN 100 RUSHING YARDS GAMES

Year	Occurrences
2024	1 (80, MICHIGAN)
2023	8 (27 RICE, 60 BU, 14 UH, 95 BYU, 30 KSU, 88 TCU, 9 ISU, 31 OSU)
2022	3 (92 ULM, 61 WVU, 74 ISU)
2021	1 (76 UL)
2020	3 (43 UTEP, 43 WVU, 64 BU)
2019	5 (51 KSU, 71 TTU, 73 LT, 87 RICE, 96 WVU)
2018	4 (-5 USC, 62 ISU, 72 UGA, 88 BU)
2017	7 (10 ISU, 31 BU, 42 SJSU, 56 WVU, 62 TTU, 71 USC, 96 KU)
2016	1 (98 ISU)
2015	None
2014	2
2013	2
2012	1
2011	6
2010	4
2009	10

- Texas limited Rice to 27 rushing yards in the Horns 2023 season-opening 37-10 victory.
- UT did it, again, in the conference opener at Baylor, holding the Bears to a total of 60 yards on the ground.
- At Houston, the Cougars were only able to muster 14 yards rushing, the fewest surrendered by a Texas defense since 2018 (-5 vs. USC).
- The Horns made it back-to-back games by holding BYU to 95 yards.
- UT notched a third-straight game against Kansas State, limiting the Wildcats to 30 rushing yards in the overtime victory. The Wildcats entered play averaging 226 yards per game, the fifth-best output in the nation.

- Texas made it four in a row at TCU, allowing the Horned Frogs to accumulate just 88 yards on the ground.
- The Texas defensive front took it to another level at Iowa State, holding the Cyclones to just nine rushing yards - the fifth-straight game Texas held an opponent to fewer than 100 yards rushing.
- It marked the 10th time in the last two seasons that Texas has limited its opponent to fewer than 100 rushing yards.

### KING OF THE HILL

- Sophomore LB **Anthony Hill Jr.** comes back after a breakthrough Freshman All-American campaign in 2023.
- He opened the 2024 season with five-tackle effort, including logging one tackle for a loss of three yards, vs. Colorado State.
- Hill Jr. had six tackles (two solo) and a 0.5 tackle for loss against No. 10/9 Michigan last Saturday.
- Hill Jr. is the team's leading returning tackler after logging 67, including five sacks and eight tackles for loss, in 2023.
- Hill Jr. has been named to preseason watch lists for the Dick Butkus Award and Bronko Nagurski Trophy to go along with preseason second-team All-SEC praise by the media and a preseason third-team All-SEC nod by the league's coaches.
- Hill Jr. earned a spot on the FWAAs' Freshman All-America team to go along with co-Big 12 Defensive Freshman of the Year honors. The Denton, Texas, product was also named honorable mention All-Big 12, a Shaun Alexander Freshman of the Year Award semifinalist and a Freshman All-America selection by ESPN, The Athletic and the College Football Network.
- Hill Jr. played in all 14 games with six starts and recorded 66 tackles (40 solo), 8.0 tackles for loss, five sacks, one forced fumble, four quarterback hurries and two pass breakups as a true freshman.
- He etched his name into the Longhorn record book after producing five sacks, which ties for the fourth-most by a Longhorn freshman and the third-most by a Texas true freshman.
- The eight tackles for loss by Hill Jr. equaled the eighth-most for a UT freshman and sixth-most for a true freshman.
- His 67 total tackles were the ninth-most by a Power 5 conference freshman and seventh-most by a Power 5 conference true freshman in 2023.
- He led all Big 12 true freshmen in total tackles and only three other SEC true freshmen compiled more tackles (Alabama's Caleb Downs with 107, South Carolina's Jalon Kilgore with 76 and Texas A&M's Taurean York with 74).
- He had a breakout performance in the win at No. 3 Alabama, logging six tackles (four solo stops) with two tackles for loss and two sacks, including one in the Crimson Tide's final offensive play of the game. Following the win at Alabama, Hill Jr. earned Shaun Alexander Freshman of the Week and 247Sports True Freshman of the Week honors.

### MOST SINGLE-SEASON SACKS BY A FRESHMAN (TEXAS, ALL-TIME)

Player	Total Sacks	Year
1. Tim Campbell	13	1975
2. Tony Brackens	10	1993

# GAME NOTES

3. Marcus Tubbs^	5.5	2000
<b>4. Anthony Hill Jr.</b>	<b>5</b>	<b>2023</b>
Bobby Rhodes^	5	1986
6. Bryan Pickryl	4.5	2002
Rodrique Wright	4.5	2002
Derrick Johnson	4.5	2001
9. Kalen Thornton	3.5	2000
Lance Gunn^	3.5	1989

## THE RUNNING BACK ROOM

- For the third consecutive season and eighth time in program history, the Longhorn backfield featured a 1,000-yard rusher and 500-yard rusher in 2023.
- Jonathon Brooks rushed for a career-high 1,139 yards during the first 10 games of the season, while CJ Baxter has brought his season total to 595 yards including a career-high 117 yards in the win at Iowa State.
- With sophomore CJ Baxter out for the 2024 season due to injury, junior **Jaydon Blue** will carry the load. Blue opened 2024 with 57 yards on 11 carries (5.2 ypc) and caught three passes for 37 yards against Colorado State in the season opener.
- Blue rushed 65 times for 398 yards and three touchdowns and caught 14 passes for 135 yards and a score in 2023. He tallied his first-career 100-yard rushing performance after running the ball 10 times for 121 yards and a touchdown vs. Texas Tech.
- The duo combined for seven 100-yard games through the first 12 games of the season, while Jaydon Blue added an eighth 100-yard game against Texas Tech.
- As a team, Texas rushed for at least 100 yards in every game in 2023.
- Texas carries a 16-game streak of 100+ rushing yards into this Saturday's game vs. UTSA.
- During the 2021 and 2022 seasons, Bijan Robinson rushed for over 1,100 yards each season, while Roschon Johnson topped 550 rushing yards in both - the first Texas duo to accomplish the feat since 2001 (Cedric Benson, Ivan Williams).
- Texas had a different 100-yard rusher in three of the last four games during the 2023 season, with Jonathon Brooks rushing for 104 yards at TCU, CJ Baxter for registering 117 yards at Iowa State and Jaydon Blue collecting 121 yards against Texas Tech. Jaydon Blue ran for 59 yards on nine attempts (6.6 ypc) and a touchdown in the CFP Semifinal vs. No. 2 Washington.
- RB Jonathon Brooks rushed for 1,139 yards in 2023 marking the 12th consecutive year a Sarkisian offense has had a 1,000-yard rusher.
- UT has had a 100-yard rusher in eight of the last 11 games, with Brooks rushing for 99 and 98 yards in the other two.
- Texas posted three games last season with over 200 yards on the ground, including two games with notching 300+ rushing yards (336 vs. Kansas; 302 vs. Texas Tech).

## TEXAS' GAME-BY-GAME RUSHING YARDS (2024)

Opponent	UT Rushing
Colorado State	190
Michigan	143

## TEXAS' GAME-BY-GAME RUSHING YARDS (2023)

Opponent	UT Rushing
Rice	158
Alabama	105
Wyoming	185
Baylor	175
Kansas	336
Oklahoma	156
Houston	141
BYU	184
Kansas State	230
TCU	165
Iowa State	123
Texas Tech	302
Oklahoma State	198
Washington	180

## PROTECTING THE ROCK

- Since the beginning of the Steve Sarkisian Era in 2021, Texas' featured running backs have done a phenomenal job of holding onto the football.
- During this stretch, Texas has only five lost fumbles.
- Texas has not fumbled the ball this season.

## BIG MAN TOUCHDOWNS

- Last year, former Longhorn and current Tennessee Titan DL T'Vondre Sweat hauled in a 2-yard touchdown reception in the Big 12 Championship Game against Oklahoma State.
- DL Byron Murphy II caught a 1-yard touchdown pass to cap the Longhorns' first touchdown drive against Wyoming, the first reception and touchdown of his career.
- Murphy and Sweat became the fourth and fifth Longhorn lineman to score a touchdown on offense.

## LONGHORN LINEMAN OFFENSIVE TOUCHDOWNS

### T'Vondre Sweat, DT, vs. Oklahoma State, 2023

- 2-yard TD reception from Quinn Ewers

### Byron Murphy II, DT, vs. Wyoming, 2023

- 1-yard TD reception from Quinn Ewers

### Sam Cosmi, OT at West Virginia, 2019

- 12-yard lateral from Sam Ehlinger
- First-ever Longhorn offensive lineman rushing touchdown

### Luke Poehlmann, OT, at Baylor, 2011

- Tackle-Eligible
- 3-yard TD reception from Case McCoy
- First-ever Longhorn offensive lineman touchdown reception

### Derek Lokey, DT, vs. Arizona State (Holiday Bowl), 2007

- 2-yard TD reception from Colt McCoy
- First-ever Longhorn defensive lineman with an offensive touchdown

## SPECIAL TEAMS MAGIC

- Texas scored three special teams' touchdowns during the 2023 campaign.
- Keilan Robinson returned the opening kickoff of

## 2024 SEC STANDINGS

Team	SEC	Overall
South Carolina	1-0	2-0
Alabama	0-0	2-0
Georgia	0-0	2-0
Ole Miss	0-0	2-0
Missouri	0-0	2-0
Oklahoma	0-0	2-0
Tennessee	0-0	2-0
<b>Texas</b>	<b>0-0</b>	<b>2-0</b>
Vanderbilt	0-0	2-0
Arkansas	0-0	1-1
Auburn	0-0	1-1
Florida	0-0	1-1
LSU	0-0	1-1
Mississippi State	0-0	1-1
Texas A&M	0-0	1-1
Kentucky	0-1	1-1

## TEXAS' 2024 OPPONENTS

Team	Record
Colorado State	1-1
at Michigan	1-1
UTSA	1-1
ULM	2-0
Mississippi State*	1-1
vs. Oklahoma*	2-0
Georgia*	2-0
at Vanderbilt*	2-0
Florida*	1-1
at Arkansas*	1-1
Kentucky*	1-1
at Texas A&M*	1-1

**TOTAL**..... **16-8 (.667)**  
\*SEC Opponent



# GAME NOTES

## TEXAS' RECORD WHEN...

	2024	Sarkisian Era
Overall.....	2-0	27-14
Conference.....	0-0	17-10
Non-conference.....	2-0	9-4
Home.....	1-0	16-4
Away.....	1-0	9-6
Neutral.....	0-0	2-4
Current streak.....	W2	W2
Current home streak.....	W1	W1
Current road streak.....	W8	W8
Current neutral site streak.....	L1	L1
Day game.....	2-0	16-8
Night game.....	0-0	11-6
August.....	1-0	1-0
September.....	1-0	11-3
October.....	0-0	6-5
November.....	0-0	8-4
December.....	0-0	1-1
January.....	0-0	0-1
vs. Top 25 teams.....	1-0	8-9
vs. unranked teams.....	1-0	20-5
On natural grass.....	0-0	5-4
On artificial surface.....	2-0	22-10
Scoring first.....	2-0	18-4
Opponent scores first.....	0-0	9-10
Leading after 1st quarter.....	2-0	21-5
Trailing after 1st quarter.....	0-0	5-6
Tied after 1st quarter.....	0-0	1-3
Leading at halftime.....	2-0	24-6
Trailing at halftime.....	0-0	2-6
Tied at halftime.....	0-0	1-2
Leading after 3rd quarter.....	2-0	25-6
Trailing after 3rd quarter.....	0-0	1-8
Tied after 3rd quarter.....	0-0	1-0
Overtime.....	0-0	1-2
Scoring 0-19.....	0-0	0-3
Scoring 20-29.....	0-0	4-5
Scoring 30-39.....	1-0	13-4
Scoring 40+ points.....	1-0	11-2
Allowing 0-19.....	2-0	15-1
Allowing 20-29.....	0-0	10-2
Allowing 30-39.....	0-0	2-7
Allowing 40+ points.....	0-0	0-4
Game decided by 1-9.....	0-0	7-12
Game decided by 10-19.....	1-0	5-1
Game decided by 20-29.....	0-0	7-1
Game decided by 30-39.....	0-0	2-0
Game decided by 40+.....	1-0	6-0
With 100-yard rusher.....	0-0	19-6
Allow 100-yard rusher.....	1-0	4-9
With 300-yard passer.....	0-0	6-6
Allow 300-yard passer.....	0-0	7-3
Outgaining opponent.....	2-0	24-2
Outgained by opponent.....	0-0	3-12
No turnovers.....	1-0	9-3
One to three turnovers.....	1-0	18-10
Four or more turnovers.....	0-0	0-1
No takeaways.....	0-0	2-6
One to three takeaways.....	2-0	25-8
Four or more takeaways.....	0-0	0-0
Win turnover margin.....	2-0	16-3
Tie turnover margin.....	0-0	7-5
Lose turnover margin.....	0-0	4-6
Win time of possession.....	2-0	18-2

the second half for a 95-yard touchdown, the ninth-longest kickoff return for a touchdown in program history.

- Xavier Worthy returned a punt 74 yards for a touchdown to open the scoring against BYU.
- Worthy's return for a touchdown was the first by the Longhorns since 2018 and the 74 yards was the 10th-longest in program history.
- It marked the first punt return for a touchdown allowed by BYU since 2019.
- Against Oklahoma, Kitan Crawford blocked a punt in the end zone that was recovered by Malik Muhammad for Texas' first TD of the game.
- The blocked punt resulted in the second non-offensive TD of the season (Jerrin Thompson INT return vs. Wyoming).
- At Iowa State, T'Vondre Sweat blocked a point after try that was scooped up by Austin Jordan and returned 82 yards to pick up two points for the Horns.
- Against Texas Tech, **Michael Taaffe** blocked a punt in the second quarter, the second blocked punt for the Longhorns this season and the third blocked kick.
- Keilan Robinson returned the opening kickoff of the second half 95 yards for a touchdown, the ninth-longest kickoff return in program history and the first kickoff return touchdown for Texas since 2020.
- **Bert Auburn** went a perfect 5-for-5 on field goals in the victory, including a career-long 54-yarder.

### DRIVING THE FIELD

- In the season opener against Colorado State, Texas posted four scoring drives of 60 yards or more, including an eight-play, 80 yard drive in the third quarter.
- In last Saturday's victory at No. 10/9 Michigan, the Longhorns filed two scoring drives of 75 yards or more.
- Texas registered a scoring drive of 75 yards or more in each game during the 2023 season and in 19-straight games, which dates back to the 2022 season.
- Texas had a scoring drive of at least 82 yards in nine of 14 games in 2023, including five 90-plus yard drives.
- In the CFP Semifinal vs. No. 2 Washington, the Longhorns pieced together four scoring drives of 60+ yards.
- At Alabama, the Horns put together a 14-play, 82-yard drive that concluded with a Bert Auburn 29-yard field goal.
- Texas' first touchdown drive against Wyoming was a 17-play, 90-yard effort that took 8:03 to execute.
- On the drive, Texas rushed 11 times for 56 yards and converted two fourth downs before DL Byron Murphy II hauled in a 1-yard touchdown reception.
- Eight different players touched the ball during the drive
- It marked the Longhorns' first 90-yard scoring drive since last season's victory over Oklahoma.
- Texas did it again the following week at Baylor, driving 95 yards on just seven plays in 3:28, closing out the drive with a 21-yard reception by Xavier Worthy.
- UT's drive started after a Jaylan Ford interception

- in the end zone to stop a Bear scoring attempt.
- The Horns added an 88-yard touchdown drive against Kansas the next week and posted a 85-yard scoring drive against Oklahoma in week six.
- Texas had a 13-play, 85-yard scoring drive in the first half at TCU, closing out the drive with an Adonai Mitchell 6-yard TD reception from Quinn Ewers.
- At Iowa State, Texas put together a 9-play, 91-yard drive that wrapped up with a Jordan Whittington 23-yard touchdown reception.
- In the final drive of the regular season, the Longhorns chewed up 7:59 of clock time marching 91 yards in 13 plays, capping it off with a 10-yard touchdown run by Quintrevion Wisner.
- The Longhorns had three scoring drives of 82 yards against Oklahoma State, including a 7-play, 95-yard touchdown drive to give the Longhorns a 28-7 lead early in the second quarter.

### NON-OFFENSIVE TOUCHDOWNS

- Texas has made scoring non-offensive touchdowns a habit, registering at least one in each of the last seven seasons and in 14 of the last 15 seasons overall.
- The Horns scored five non-offensive touchdowns in 2023, the third time in the last 15 seasons that Texas has tallied at least five in a year and the most since 2017.
- UT picked up two in the win over Texas Tech, earning the first on a 95-yard kickoff return by Keilan Robinson to open the second half of play, then adding a second near the end of the third quarter when Jett Bush hauled in an interception after it bounced off the foot of a Red Raider and taking it 43 yards for the score.
- Xavier Worthy returned a BYU punt 74 yards for a touchdown for the first score of the game in Texas' victory over the Cougars.
- **Malik Muhammad** opened the scoring for Texas in the Red River Rivalry after recovered a Kitan Crawford blocked punt in the first quarter against Oklahoma.
- Jerrin Thompson clinched the Longhorns' week three victory over Wyoming with a 27-yard interception return.

Year	Touchdowns
2023.....	5 (2 INT, PR Block, PR, KR)
2022.....	4 (2 INT, PR Block, FR)
2021.....	1 (INT)
2020.....	2 (KR, PR Block)
2019.....	1 (KR)
2018.....	2 (FG Block, PR)
2017.....	8 (5 INT, PR, FR, FG Block)
2016.....	None
2015.....	4 (2 FR, INT, PR)
2014.....	2 (2 INT)
2013.....	3 (INT, FR, PR)
2012.....	3 (2 INT, FR)
2011.....	4 (2 KR, INT, PR Block)
2010.....	2 (INT, FR)
2009.....	11 (4 INT, 4 PR, 3 KR)

- The Horns wasted no time in 2022 when Keilan Robinson scored on a D'Shawn Jamison blocked punt to close out the first drive of the season opener by ULM.

# GAME NOTES

- Jamison secured a defensive score with a third-quarter, 69-yard interception return against ULM, giving UT multiple non-offensive touchdowns in a season for the fourth time in six years.
- UT added a third for the 2022 campaign when **Jahdae Barron** intercepted a pass against UTSA at the Roadrunner 44-yard line and took it to the house for the first interception return of his career. He followed that with a scoop-and-score fumble recovery against TCU.
- Josh Thompson tallied a 27-yard interception return against Texas Tech in 2021 that marked the fifth-straight season in which the Longhorns had a non-offensive touchdown.
- D'Shawn Jamison's 100-yard kickoff return against Oklahoma State in 2020 was the second of his career and fueled the Longhorns comeback from an 11-point deficit at the sixth-ranked Cowboys.
- UT finished 2017 with eight non-offensive touchdowns, tied for the most in the country. It was their most since registering 11 in 2009.

## CONTROLLING THE FINAL FRAME

- In 2023, Texas outscored opponents 118-75 in the fourth quarter.
- Texas took control of the fourth quarter against Alabama and Wyoming during the second and third weeks of the 2023 season.
- During that span, Texas outscored Alabama and Wyoming 42-8 and outgained them 317 yards to 133, while converting 4-of-7 third-down opportunities to 1-of-5.

## TEXAS IN THE SPOTLIGHT

- The Texas-Alabama broadcast on Sept. 9, 2023, was the most-viewed regular-season game for ESPN since 2015.
- The broadcast averaged 8.8 million viewers on ESPN and ESPN2, peaking at over 10.7 million viewers.
- UT-UA had the best Saturday viewership for an ESPN game since 2014.
- "Field Pass with The Pat McAfee Show" on ESPN2 had 799,000 viewers – the most-watched McAfee Alternate Telecast and most-viewed College Football Alternate Telecast since the 2018 CFP National Championship.
- Texas-Oklahoma had 8.1 million viewers on ABC – the second-highest mark ever for the Red River Rivalry (2009).
- Viewership peaked at 11.1 million viewers, while "Field Pass with The Pat McAfee Show" on ESPN2 had 559,000 viewers.

## SPECIAL TEAMS SPOTLIGHT

- Three letterwinners return in kickers **Bert Auburn** and **Will Stone** and longsnapper **Lance St. Louis**. Auburn established UT single-season records in 2023 for field goals made (29) and points scored by a kicker (143) and set the Texas and Big 12 Conference record with 19 consecutive field goals made. His 29 makes came on 35 attempts (82.9%). That came on the heels of 21 made field goals on 26 attempts (80.1%) in 2022. Stone has handled kickoff duties the last two years and produced 49 touchbacks on 96 kickoffs last season. St. Louis emerged as the primary longsnapper during week four of the 2022 season.
- In the return game, Keilan Robinson was the

primary kickoff returner the last two seasons and was chosen in the NFL Draft this year, however the Longhorns add Oregon State transfer **Silas Bolden**, who was second-team All-Pac 12 last year as a returner and has brought back 40 kickoffs for 1,008 yards (25.2 ypr) with a long of 80, along with three punts for 97 yards and one touchdown with a long of 65.

## BURNT ORANGE AUBURN

- Senior K Bert Auburn is currently the fourth-most accurate kicker in Longhorn history, connecting on 81.25% (52-of-64) of his career attempts. He was named to the preseason watch list for the Lou Groza Award while picking up preseason first-team All-SEC honors by the league's coaches.
- Auburn nailed a 45-yard field goal five minutes into the second quarter against Colorado State.
- Auburn is now 17-of-23 on field goal attempts between 40-49 yards throughout his career on the Forty Acres.
- By finishing the season opener against Colorado State with 10 points, Auburn passed Russell Erleben (1975-78) for eighth on the program's career points scored list.
- As a result of connecting on all four point after touchdown attempts (PATs) at No. 10/9 Michigan last Saturday, Auburn has connected on all 125 PATs during his career which breaks Dusty Mangum's program record of 121.
- The senior had a record-breaking season for the Longhorns in 2023, establishing program records for field goals in a season with 29, while his current streak of 20 successful field goals is the longest in program history.
- His 29 made field goals were second-most in a season in Big 12 history and one shy of the record, set by West Virginia's Josh Lambert in 2014, while his 35 attempts are four shy of Lambert's record established in the same season.
- The Flower Mound, Texas native made 29-of-35 field goal attempts this season (82.9%) and all 56 of his point after tries in 2023.
- His 143 points scored during the 2023 season are the third-most in program history and first among Texas place-kickers.
- Auburn led all kickers nationally last season in field goals made with 29. He ranked second in nation in field goals per game (2.07).
- He led the Big 12 in field goal percentage (82.9 percent), field goals made (29), field goals attempted (35), total points scored (143) and scoring (10.2 ppg).
- Auburn ranked second nationally in total points scored and led all kickers with 143 during the 2023 season.
- It was a record-setting day for Auburn in the 2023 regular-season finale against Texas Tech, establishing a program best with 21 points scored for a place-kicker, equaling the program record with five made field goals in a game, including a career-long 54-yarder, while adding six successful point after tries.
- His 21 points topped the previous UT record of 17, accomplished by four UT kickers, most recently by Anthony Fera at West Virginia in 2013.
- Auburn was the fifth Longhorn to connect on five field goals in a single game and the first since

## 2024 LONGHORN GAME CAPTAINS

### COLORADO STATE

Kelvin Banks Jr., Jahdae Barron, Quinn Ewers and Barryn Sorrell

### MICHIGAN

Kelvin Banks Jr., Jahdae Barron, Quinn Ewers and Barryn Sorrell

### UTSA

--

### ULM

--

### MISSISSIPPI STATE

--

### OKLAHOMA

--

### GEORGIA

--

### VANDERBILT

--

### FLORIDA

--

### ARKANSAS

--

### KENTUCKY

--

### TEXAS A&M

--

# GAME NOTES

## WINNINGEST PROGRAMS

### BY VICTORIES

RK	TEAM	W	L	T	PCT	YEARS
1.	Michigan	1,005	354	36	0.733	144
2.	Alabama	967	337	43	0.734	129
3.	Ohio State	966	333	53	0.734	134
4.	<b>TEXAS</b>	<b>950</b>	<b>392</b>	<b>33</b>	<b>0.703</b>	<b>131</b>
4.	Notre Dame	949	338	42	0.723	133
6.	Oklahoma	946	340	53	0.726	129
7.	Penn State	932	409	41	0.689	137
8.	Nebraska	919	424	40	0.679	134
9.	Georgia	883	429	54	0.666	130
10.	USC	877	369	54	0.665	130

### BY WINNING PERCENTAGE

RK	TEAM	W	L	T	PCT	YEARS
1.	Ohio State	966	333	53	0.734	134
	Alabama	967	337	43	0.734	129
3.	Michigan	1,005	354	36	0.733	144
4.	Oklahoma	946	340	53	0.726	129
5.	Boise State	492	187	2	0.724	28
6.	Notre Dame	949	338	42	0.723	133
7.	<b>TEXAS</b>	<b>950</b>	<b>392</b>	<b>33</b>	<b>0.702</b>	<b>131</b>
8.	Penn State	932	409	41	0.689	137
9.	Nebraska	919	424	40	0.679	134
10.	USC	876	369	54	0.665	130

## MILESTONE VICTORIES

WIN	DATE	OPPONENT	SCORE
50	11/28/1901	Texas A&M	32-0
100	10/29/1910	Auburn	9-0
150	11/3/1918	Ream Flying Field	26-2
200	10/24/1925	Rice	27-6
250	10/28/1933	Rice	18-0
300	10/16/1943	Arkansas	34-0
350	11/24/1949	at Texas A&M	42-14
400	9/26/1958	at Tulane	21-20
450	11/28/1963	at Texas A&M	15-13
500	1/1/1970	vs. Notre Dame ^	21-17
550	10/25/1975	Rice	41-9
600	10/24/1981	at SMU	9-7
650	11/14/1987	TCU	24-21
700	10/21/1995	Virginia	17-16
750	10/20/2001	Colorado	41-7
800	1/4/2006	vs. USC †	41-38
850	11/20/2010	Florida Atlantic	51-17
900	9/15/2018	USC	37-14
950	9/7/2024	at Michigan	31-12

^ Cotton Bowl

† Rose Bowl/BCS National Championship Game

Justin Tucker did so against Baylor in 2010. He became just the third UT kicker to have at least two games with four successful field goals, joining Kris Stockton (four times) and John Goodson (two times).

### MOST FIELD GOALS MADE (BIG 12, SEASON)

Player	FGs Made	Year
1. Josh Lambert, WVU	30 (of 39)	2014
2. <b>Bert Auburn, Texas</b>	<b>29 (of 35)</b>	<b>2023</b>
Randy Bullock, TAMU	29 (of 33)	2011
4. Quinn Sharp, OSU	28 (of 34)	2012
5. Dan Bailey, OSU	27 (of 31)	2010

### MOST FIELD GOALS MADE (TEXAS, SEASON)

Player	FGs Made	Year
1. <b>Bert Auburn</b>	<b>29 (of 35)</b>	<b>2023</b>
2. Hunter Lawrence	24 (of 27)	2009
3. Justin Tucker	23 (of 27)	2010
4. Kris Stockton	22 (of 26)	2000
5. Bert Auburn	21 (of 26)	2022
6. Anthony Fera	20 (of 22)	1999
Michael Pollack	20 (of 26)	1990

### MOST CONSECUTIVE FIELD GOALS MADE (TEXAS, ALL-TIME)

Player	FGs Made	Years
1. <b>Bert Auburn</b>	<b>20</b>	<b>2023</b>
2. Anthony Fera	15	2013
Phil Dawson	15	1996-97
4. Jeff Ward	13	1985
5. Cameron Dicker	12	2021
6. <b>Bert Auburn</b>	<b>11</b>	<b>2022-23</b>

### MOST CONSECUTIVE EXTRA POINTS MADE (TEXAS, ALL-TIME)

Player	PATs Made	Years
1. <b>Bert Auburn</b>	<b>125</b>	<b>2021-pr.</b>
2. Dusty Mangum	121	2001-03
3. Hunter Lawrence	76	2008-09
4. Justin Tucker	71	2010-11
5. Cameron Dicker	70	2020-21

### MOST POINTS SCORED (TEXAS, SEASON)

Player	Points	Year
1. Ricky Williams	168	1998
2. Ricky Williams	152	1997
3. <b>Bert Auburn</b>	<b>143</b>	<b>2023</b>
4. Cedric Benson	134	2003
5. Hunter Lawrence	133	2009

### MOST POINTS SCORED (TEXAS, CAREER)

Player	Points	Years
1. Ricky Williams	452	1995-98
2. Cedric Benson	404	2001-04
3. Cameron Dicker	386	2018-21
4. Dusty Mangum	358	2001-04
5. Phil Dawson	339	1994-97

6. Kris Stockton	308	1996, '98-2000
7. Jeff Ward	282	1983-86
8. <b>Bert Auburn</b>	<b>281</b>	<b>2021-pr.</b>
9. Russell Erxleben	267	1975-78
10. Bijan Robinson	246	2020-22
Earl Campbell	246	1974-77

- He was clutch at Iowa State, connecting on all three of his field goal attempts, including a career-long 50 yard field goal as time expired in the first half.
- At TCU, he was 3-for-3 on field goal attempts, tying his career long in the game with a 49-yard effort.
- The junior was phenomenal against Kansas State, going 4-for-4 on field goal opportunities, including a pair for over 40 yards, and connecting on all three of his point after tries, scoring a career high 15 points in the 33-30 overtime victory.
- He came up clutch against Oklahoma in the Red River Rivalry, connecting on all three of his field goal tries, including two of at least 45 yards.
- The Flower Mound, Texas native made a 47-yard field goal with 1:17 remaining in the game that gave the Longhorns a 30-27 lead.
- Against Rice, he connected in 3-of-4 field goal tries, including a career-best tying 49-yard attempt to close out the first half, while also succeeding on all four of his extra-point attempts.
- He currently leads the Big 12 in scoring with 60 points and 10.0 points per game, while his 12 made field goals and 17 attempts rank second in the conference.
- In 2022, he earned honorable mention All-Big 12 recognition after connecting on 21-of-26 field goals (80.8%), including 7-of-9 tries from 40 or more yards.
- He ranked second in the Big 12 Conference with 118 points scored and in points per game (9.2).
- His 118 points scored are the eighth most in a season in UT history and second for a Texas kicker.
- The 21 successful field goals tied for fourth-most on UT's all-time list.
- At Texas Tech, he connected on both of his field goal attempts, including a 48-yard attempt as time expired to help send the game to overtime.
- Auburn earned Lou Groza Award Star of the Week honors following an outstanding game against top-ranked Alabama. He was good on 4-of-5 attempts, including a 49-yard try with 1:29 remaining that gave the Longhorns a 19-17 lead.

### THE FRIENDLY CONFINES OF DKR-TEXAS MEMORIAL STADIUM

- Regarded as one of the best home venues in college football, Darrell K Royal-Texas Memorial Stadium drew three of its top-10 largest crowds in history during the 2023 season.
- Texas ranked fifth nationally last season in average home attendance (101,625) and 10th in total attendance (10th - 609,748). The Longhorns also led the Big 12 Conference in both of those categories.
- The Longhorns drew the fourth-largest crowd in Darrell K Royal-Texas Memorial Stadium history vs. Kansas on Sept. 30, 2023, with 102,986 fans in attendance.
- Darrell K Royal-Texas Memorial Stadium saw its



# GAME NOTES

fifth-largest crowd ever against Kansas State on Nov. 4, 2023, when 102,846 fans filled the stadium.

- In Texas' regular season finale at home vs. Texas Tech, Darrell K Royal-Texas Memorial Stadium drew the eighth-largest crowd in stadium history with 102,452 in attendance.

## LONGHORN LEGENDS

- Longhorn Football Legends Marquise Goodwin, Colt McCoy and Alex Okafor are three of ten former Texas student-athletes set to be inducted into the Texas Athletics Hall of Honor in September. They will be recognized as the Class of 2024 in an induction ceremony on Friday, Sept. 20. They will receive a special salute during the Texas Football game versus ULM on Saturday, Sept. 21.
- Marquise Goodwin (Football and Track & Field, 2009-12), is one of the top wideouts and kick returners in school history who has played 10 seasons in the NFL and also was a two-time NCAA long jump champion, seven-time All-American and five-time Big 12 Champion in track and field who competed in the 2012 London Olympics;
- Colt McCoy (Football, 2006-09), whose number 12 is retired at Texas, is one of only three two-time winners of the prestigious Walter Camp Foundation (WCFF) National Player of the Year award, a two-time consensus first-team All-American, Heisman Trophy finalist and Big 12 Offensive Player of the Year who finished his career as the NCAA's all-time winningest quarterback with a 45-8 record before playing 13 seasons in the NFL. McCoy announced his retirement from professional football in August 2024.
- Alex Okafor (Football, 2009-12), an All-American defensive end and two-time first-team All-Big 12 selection who played nine seasons in the NFL and was a Super Bowl Champion in 2020 with the Kansas City Chiefs.

## VICTORY COUNT

- 2023 marked the third time in program history that Texas went to a bowl game with 12 wins (2005, 2009, 2023).
- Last season, Texas had three wins over teams in the final College Football Playoff Top-25 rankings: Alabama, Oklahoma State, Kansas State
- The Longhorns posted eight wins over bowl-eligible teams in 2023.

## CONFERENCE CHAMPS

- Texas won the Big 12 Championship for the first time since 2009 with a 49-21 victory over Oklahoma State on Dec. 2, 2023.
- UT won four Big 12 titles (1996, 2005, 2009, 2023), which is the second-most in conference history.
- Texas played in seven Big 12 Conference Championships, the second-most in conference history.

## NFL LONGHORNS

- Texas' 11 selections in the 2024 NFL Draft were the most-ever for the Longhorns in a seven-round draft and third-most in any draft (17 in 12 rounds in 1984 and 12 in 12 rounds in 1982). The Longhorns' 11 picks ranked second to Michigan (13). The top five included Michigan (13), Texas (11), Alabama (10), Florida State (10) and Washington (10).

- Texas' 11 picks through the first six rounds of the draft were the most of any program in 2024.
- UT's 11 picks in the 2024 NFL Draft tied for seventh most since the draft went to seven rounds in 1994.
- Texas posted at least five selections in back-to-back drafts for the first time since accomplishing that for three years in a row from 2006-08.
- The Longhorns had five drafted in the 2023 NFL Draft in addition to two players signing as undrafted free agents. RB Bijan Robinson was selected as the eighth overall pick in the first round by the Atlanta Falcons.
- Texas has had 366 players selected in the NFL Draft.
- There have been 47 Longhorns selected in the first round.
- DT Byron Murphy II (1st Round/16th pick/Seahawks) and WR Xavier Worthy (1st Round/28th pick/Chiefs) were taken in the first round, marking the first time Texas had two first-round picks since 2007 (S Michael Griffin & CB Aaron Ross).
- Three Longhorns heard their names called in the second round: DT T'Vondre Sweat (2nd Round/38th pick/Titans), RB Jonathon Brooks (2nd Round/46th pick/Panthers) and WR Adonai Mitchell (2nd Round/52nd pick/Colts). TE Ja'Tavion Sanders was selected in the fourth round (4th Round/101st pick/Panthers).
- In the fifth round, OL Christian Jones (5th Round/162nd pick/Cardinals), RB Keilan Robinson (5th Round/167th pick/Jaguars) and LB Jaylan Ford (5th Round/175th pick/Saints) were taken. Two Longhorns were drafted in the sixth round: DB Ryan Watts (6th Round/195th pick/Steelers) and WR Jordan Whittington (6th Round/213th pick/Rams), respectively.
- Texas has had the top running back drafted (2024 Jonathon Brooks/2023 Bijan Robinson) in back-to-back drafts, joining Alabama (2012 Trent Richardson/2011 Mark Ingram) as the only program to accomplish that.
- Xavier Worthy was the first Longhorn wide receiver taken in the first round since Roy Williams in 2004 (No. 7 Pick/Lions) and just the third Texas WR taken in the first round (Johnny "Lam" Jones/No. 2 Pick/Jets/1980) in the history of the common era draft (since 1967).

## LONGHORNS IN THE NFL

ACTIVE	TEAM
Christian Jones (OL)	Arizona Cardinals
Ta'Quon Graham (DE)	Atlanta Falcons
Bijan Robinson (RB)	Atlanta Falcons
Josh Thompson (S)	Atlanta Falcons
Justin Tucker (PK)	Baltimore Ravens
Jonathon Brooks (RB)	Carolina Panthers
D'Shawn Jamison (CB)	Carolina Panthers
Ja'Tavion Sanders (TE)	Carolina Panthers
Roschon Johnson (RB)	Chicago Bears
Collin Johnson (WR)*	Chicago Bears
Joseph Ossai (DE)	Cincinnati Bengals
D'Onta Foreman (RB)	Cleveland Browns
Jordan Hicks (LB)	Cleveland Browns
DeMarvion Overshown (LB)	Dallas Cowboys
Lil'Jordan Humphrey (WR)*	Denver Broncos
Brandon Jones (S)	Denver Broncos
P.J. Locke (S)	Denver Broncos
Malcolm Roach (DT)	Denver Broncos
Andrew Beck (FB)*	Green Bay Packers
Kris Boyd (CB)	Houston Texans
Sam Ehlinger (QB)	Indianapolis Colts
Adonai Mitchell (WR)	Indianapolis Colts
Devin Duvernay (WR)	Jacksonville Jaguars
Keilan Robinson (RB)	Jacksonville Jaguars
Charles Omenihu (DE)	Kansas City Chiefs
Xavier Worthy (WR)	Kansas City Chiefs
Cameron Dicker (PK)	Los Angeles Chargers
Poona Ford (DT)	Los Angeles Chargers
Jordan Whittington (WR)	Los Angeles Rams
Calvin Anderson (OL)	New England Patriots
Brenden Schooler (S)	New England Patriots
Jaylan Ford (LB)	New Orleans Saints
Moro Ojomo (DE)	Philadelphia Eagles
DeShon Elliott (S)	Pittsburgh Steelers
Ryan Watts (S)	Pittsburgh Steelers
Michael Dickson (PT)	Seattle Seahawks
Byron Murphy (DT)	Seattle Seahawks
Connor Williams (OL)	Seattle Seahawks
Keondre Coburn (D)	Tennessee Titans
Quandre Diggs (S)	Tennessee Titans
T'Vondre Sweat (DT)	Tennessee Titans
Sam Cosmi (OL)	Washington Commanders

HEAD COACHES	TEAM
Kyle Shanahan	San Francisco 49ers

ASSISTANT COACHES	TEAM
Jerry Gray	Atlanta Falcons
Richard Hightower	Chicago Bears
Rod Wright	Houston Texans

\*Practice Squad ^ Injured Reserve

\*\*Last updated on Sept. 8, 2024\*\*

## LONGHORNS MAKING THEIR MARK

- Currently, the Texas Football program has 42 players on NFL rosters.
- The current crop of Longhorns in the NFL have won a combined four Super Bowl titles, been named to eight All-Pro teams and been selected to appear in seven Pro Bowl games.

# COACHING STAFF

## STEVE SARKISIAN



### HEAD COACH

One of the nation's premier coaches who has steadfastly returned the Texas football program back to prominence, Steve Sarkisian is in his 24th year of coaching and 11th as a head coach. Entering his fourth season at Texas, his Longhorn rebuild has been a patient and deliberate one. Sarkisian's process and efforts included a steady growth of on-field results through player development and recruiting, combined with a strong team culture, both of which has positioned the program for continued long-term success. The Longhorns finished 5-7 in 2021, improved to 8-5 with an Alamo Bowl bid in 2022, before turning in a historic season in 2023 with a 12-2 record, Big 12 Championship, No. 3 final ranking and College Football Playoff semifinal appearance. Sarkisian has also turned in top-5 recruiting classes the past three years. He enters 2024 with a 25-14 record in three seasons at Texas and 71-49 mark in 10 seasons as a head coach, with seven of his teams earning bowl bids.

A former All-American quarterback at BYU whose coaching career includes six years as an offensive coordinator at both the NFL and collegiate levels, Sarkisian was the 2020 Broyles Award winner (best assistant coach in college football) as offensive coordinator at Alabama. The former head coach at USC and Washington, he was named the 31st Head Football Coach at The University of Texas on January 2, 2021.

The 2023 season had Texas Football attain heights not seen on the Forty Acres in over a decade. Sarkisian was named a finalist for the Bear Bryant, George Munger and Eddie Robinson Coach of the Year awards after leading the Longhorns to their first Big 12 Championship since 2009, winning 12 games for the first time since that season and reaching the College Football Playoff for the first time in program history. The 12 wins marked just the fourth time in school history that the Longhorns had 12 or more victories in a season. He was also tabbed the Big 12 Coach of the Year by The Associated Press. Texas earned a No. 3 final ranking in The Associated Press Poll, its highest finish in 15 years since earning the No. 2 spot in 2009. The Longhorns were one of only five Power-5 programs that ranked among the top 15 in scoring offense (35.8 ppg) and scoring defense (18.9 ppg), finishing 15th nationally in both. Sarkisian's versatile and balanced squad ranked ninth nationally in total offense (477.5 ypg), led the Big 12 in total defense (336.7 ypg/34th FBS) and was bolstered by one of the nation's top special team's units. Led by Outland Trophy winner and unanimous first-team All-American defensive tackle T'Vondre Sweat, Texas ranked third nationally in rushing defense (82.4 ypg). The Longhorns' ground game, which was led by Earl Campbell Tyler Rose Award finalist Jonathon Brooks' 1,139 yards in 11 games, and three total backs with 100-yard rushing games, ranked 24th in the FBS (188.4 ypg). Texas averaged 289.1 yards per game passing (17th/FBS). Seven Longhorns earned first-team All-Big 12 honors with Sweat voted the league's defensive player of the year, defensive tackle Byron Murphy II selected defensive lineman of the year, wide receiver Adonai Mitchell chosen offensive newcomer of the year, and linebacker Anthony Hill Jr. tabbed defensive freshman of the year. The Longhorns had 11 players invited to the NFL Combine in February 2024, the most ever in program history.

In 2022, Sarkisian guided Texas to an 8-5 record with all five defeats coming by seven points or fewer, and it is just the second time in the last nine years the Longhorns reached eight wins in the regular season. Meanwhile, this past season's trip to the Valero Alamo Bowl marking the sixth bowl game Sarkisian has led his teams to in nine completed seasons as a head coach. The 2022 Longhorns featured a balanced attack that averaged 34.5 points per game (25th FBS) and allowed just 21.6 points per game (28th FBS). Running back Bijan Robinson won the Doak Walker Award and earned first-team All-America honors after leading the nation in tandem yards during the regular season with 1,894 (1,580 rushing, 314 receiving) and ranking second in total touchdowns (20), while averaging a Big 12-best 131.7 rushing yards and 157.83 all-purpose yards per game. Robinson was also a first-team All-Big 12 selection and was joined in that honor by tight end Ja'Tavion Sanders and linebackers Jaylan Ford and DeMarvion Overshown. A three-time Big 12 Defensive Player of the Week honoree in 2022, Ford was second in the Big 12 in tackles (119; 9.2 tpg). His four interceptions were tied for the UT linebacker record and were the most among FBS linebackers this year. He was also

the only Power 5 player with four interceptions and three forced fumbles, and the only FBS player with four interceptions, three forced fumbles and two fumble recoveries. Additionally, wide receiver Xavier Worthy, true freshman offensive lineman Kelvin Banks Jr. and defensive lineman Keondre Coburn earned second-team All-Big 12 accolades, as a total of 20 Longhorns received all-conference recognition. Five Longhorns were selected in the 2023 NFL Draft, highlighted by the first-round selection of Robinson (8th overall) by the Atlanta Falcons. Also selected were Overshown (Dallas Cowboys - 3rd Round), running back Roschon Johnson (Chicago Bears - 4th Round), Coburn (Kansas City Chiefs - 6th Round) and defensive lineman Moro Ojomo (Philadelphia Eagles - 7th Round).

Year one had its ups and downs as the Longhorns dealt with inconsistency, injuries and adversity in a 5-7 campaign. Texas opened and closed the 2021 season with big victories as the Sarkisian era began with a 38-18 victory over No. 23 Louisiana and ended with a 22-17 win over Kansas State. In between, five of the Horns' seven losses came down to the end with Texas falling by eight points or fewer in each of those. The Longhorns' offense averaged nearly 200 yards rushing and 425 total yards while ranking 18th nationally in scoring at 35.2 points per game on the season. Worthy had a record-setting season on his way to Freshman All-America and Big 12 Offensive Freshman of the Year honors. Despite missing the final two games with an injury, Robinson compiled 1,127 rushing yards and 11 touchdowns to go with 26 receptions for 295 yards and four more touchdowns. Kicker Cameron Dicker and offensive lineman Derek Kerstetter joined Worthy and Robinson as four Longhorns who earned first-team All-Big 12 honors. All totaled, 14 Longhorns earned All-Big 12 recognition.

Prior to arriving on the Forty Acres, Sarkisian served as the offensive coordinator and quarterbacks coach at Alabama where he was the architect of 24 straight games in which the Crimson Tide's offense scored 35 or more points, the longest streak in major college football history. Despite coming up just short of that in a 31-14 win over Notre Dame in the College Football Playoff semifinals, the victory propelled Alabama to the National Championship Game where they defeated No. 3 Ohio State, 52-24.

In 2020, Alabama's offense ranked second in the nation in scoring and led all Power 5 schools with 48.5 points per game, which set a school record and included five 50-point games against Southeastern Conference competition. The Crimson Tide became the first team in league history to record five such games in a single season in conference play. The Tide followed that by posting 52 points against Florida in the 2020 SEC Championship to earn the No. 1 seed in the College Football Playoff. They later matched that total in the National Championship Game.

Alabama led the nation in third-down conversion percentage (58.9), team passing efficiency (198.99) and completion percentage (76.2), led by Heisman Trophy finalist and Davey O'Brien Award winner Mac Jones, who posted the top individual ratings in passing efficiency (203.1) and completion percentage (77.4), as well. The receiving end of the nation's No. 3 passing offense (358.2 ypg) featured the Heisman Trophy winner in DeVonta Smith, who led the nation in receiving yards (1,856) and receiving touchdowns (23), and was second in receiving yards per game (142.8 ypg) despite missing the second half of the National Championship Game due to injury. Along with the Heisman Trophy, Smith claimed the Walter Camp Football Foundation Player of the Year Award, the Maxwell Award and the Biletnikoff Award.

The offense also boasted the nation's leader in rushing touchdowns in Doak Walker Award winner RB Najee Harris with 26, while Harris was third in rushing yards (1,466) and 13th in rushing yards per game (112.8 ypg). Harris finished fifth in the voting for the Heisman Trophy to make Alabama the second team ever to place three players in the top five of the same Heisman vote, joining 1946 Army with Glenn Davis, Doc Blanchard and Arnold Tucker.

Blocking for that group was an offensive line that won the Joe Moore Award and was anchored by two first-team All-Americans in Outland Trophy winner LT Alex Leatherwood and

## THE SARKISIAN FILE

### PERSONAL

Hometown ..... Torrance, Calif.  
Education ..... BYU (1997)  
Children ..... Ashley, Taylor, Brady

### YEAR-BY-YEAR

Year	School	AS HEAD COACH	
		Record	Postseason
2024	Texas	2-0	
2023	Texas	12-2	CFP/Sugar Bowl
2022	Texas	8-5	Alamo Bowl
2021	Texas	5-7	--
2015	USC	3-2	
2014	USC	9-4	Holiday Bowl
2013	Washington	8-4	Fight Hunger Bowl*
2012	Washington	7-6	Maaco Bowl
2011	Washington	7-6	Alamo Bowl
2010	Washington	7-6	Holiday Bowl
2009	Washington	5-7	--

\* Did not coach in bowl

TEXAS RECORD (3 Seasons)..... 27-14 (.659)  
CAREER RECORD (11 seasons)..... 73-49 (.598)  
BOWL RECORD ..... 2-4 (.333)

### AS ASSISTANT COACH

Year	School (Position)	Postseason
2020	Alabama (OC/QB)	CFP Championship&
2019	Alabama (OC/QB)	Citrus Bowl
2018	Atlanta Falcons (OC)	--
2017	Atlanta Falcons (OC)	NFC Divisional
2016	Alabama (Interim OC/Analyst)	CFP Championship!
2008	USC (Asst. HC/OC/QB)	Rose Bowl
2007	USC (Asst. HC/OC/QB)	Rose Bowl
2006	USC (QB)	Rose Bowl
2005	USC (QB)	Rose Bowl^
2004	Oakland Raiders (QB)	--
2003	USC (QB)	Rose Bowl
2002	USC (QB)	Orange Bowl
2001	USC (QB)	Las Vegas Bowl
2000	El Camino College (QB)	--

& Semifinal - Cotton Bowl | Championship - Miami, Fla.

! Semifinal - Peach Bowl | Championship - Tampa, Fla.

^ BCS National Championship Game

### RECORD BY OPPONENT

Opponent	Overall	At Texas
Alabama	1-1	1-1
Arizona	4-2	0-0
Arizona State	1-4	0-0
Arkansas	0-1	0-1
Arkansas State	1-0	0-0
Baylor	2-2	2-1
Boise State	1-1	0-0
Boston College	0-1	0-0
BYU	1-1	1-0
California	6-0	0-0
Colorado	4-0	0-0
Colorado State	1-0	1-0
Eastern Washington	1-0	0-0
Fresno State	1-0	0-0
Hawaii	1-0	0-0
Houston	1-0	1-0
Idaho	2-0	0-0
Idaho State	1-0	0-0
Illinois	1-0	0-0
Iowa State	2-1	2-1
Kansas	2-1	2-1
Kansas State	3-0	3-0
Louisiana	1-0	1-0
LSU	0-2	0-0
Michigan	1-0	1-0
Nebraska	2-2	0-0
Notre Dame	1-1	0-0
Oklahoma	1-2	1-2
Oklahoma State	1-2	1-2
Oregon	0-5	0-0
Oregon State	4-2	0-0
Portland State	1-0	0-0
Rice	2-0	2-0
San Diego State	1-0	0-0
Stanford	2-5	0-0
Syracuse	1-0	0-0
TCU	2-1	2-1
Texas Tech	2-1	2-1
UCLA	1-3	0-0
ULM	1-0	1-0
USC	2-2	0-0
Utah	2-1	0-0
UTSA	1-0	1-0
Washington	0-3	0-2
Washington State	5-1	0-0
West Virginia	1-1	1-1
Wyoming	1-0	1-0
<b>OVERALL</b>	<b>73-49</b>	<b>27-13</b>
<b>BOWL GAMES</b>	<b>2-4</b>	<b>0-2</b>

# COACHING STAFF

## THE SARKISIAN FILE (CONT.)

Sarkisian's Record When	As Head Coach	At Texas
Overall	73-49	27-14
Conference	48-36	17-10
Non-conference	24-13	9-4
Home	48-15	16-4
Away	21-28	9-6
Neutral	4-6	2-4
Day game	44-29	16-8
Night game	29-20	11-6
On natural grass	19-21	5-4
On artificial turf	54-28	22-10
August	3-0	1-0
September	28-11	11-3
October	16-21	6-5
November	21-13	8-4
December	5-3	1-1
January	0-1	0-1
vs. unranked teams	56-19	20-5
vs. Top 25 teams	17-30	7-9
vs. Top 20 teams	13-29	4-9
vs. Top 15 teams	9-24	3-8
vs. Top 10 teams	6-13	2-4
vs. Top 5 teams	2-9	1-3
Scoring first	52-19	17-4
Opponent scores first	21-30	9-10
Leading after 1st quarter	61-13	21-5
Trailing after 1st quarter	15-30	5-6
Tied after 1st quarter	7-6	1-3
Leading at halftime	63-13	24-6
Trailing at halftime	7-34	2-6
Tied at halftime	3-2	1-2
Leading after 3rd quarter	62-11	25-6
Trailing after 3rd quarter	5-38	1-8
Tied after 3rd quarter	6-0	1-0
Overtime	2-4	1-2
With a 100-yard rusher	50-23	19-6
With a 100-yard receiver	26-13	9-5
With a 300-yard passer	19-11	6-6
Allowing a 100-yard rusher	12-30	4-9
Allowing a 100-yard receiver	22-11	4-4
Allowing a 300-yard passer	18-7	7-3
Outgaining opponent	61-9	24-2
Outgained by opponent	13-40	3-12
Scoring 0-9 points	0-3	0-1
Scoring 10-19 points	5-14	0-2
Scoring 20-29 points	10-18	4-5
Scoring 30-39 points	29-11	13-4
Scoring 40-49 points	14-1	4-1
Scoring 50+ points	15-2	6-1
Allowing 0-9 points	15-0	6-0
Allowing 10-19 points	28-4	9-1
Allowing 20-29 points	21-9	10-2
Allowing 30-39 points	8-17	2-7
Allowing 40-49 points	1-11	0-2
Allowing 50+ points	0-8	0-2
Game decided by 1-9	24-24	7-12
Game decided by 10-19	15-10	5-1
Game decided by 20-29	14-7	7-1
Game decided by 30-39	9-6	2-0
Game decided by 40-49	5-2	3-0
Game decided by 50+	6-0	3-0
No turnovers	22-9	9-2
One to three turnovers	50-36	18-11
Four or more turnovers	1-4	0-1
No takeaways	6-10	2-5
One to three takeaways	58-37	25-9
Four or more takeaways	10-2	0-0
Win turnover margin	47-8	16-3
Tie turnover margin	14-23	7-4
Lose turnover margin	12-18	4-7
Win time of possession	46-14	18-2
Lose time of possession	27-35	9-12

Rimington Trophy winner C Landon Dickerson. Jones, Smith and Harris have all received first-team All-America honors, as well. As a team, Alabama ranked fourth in the nation in total offense at 541.6 yards per game to break the school record.

The 2019 Alabama offense averaged a school-record 47.2 points per game, which ranked second nationally, while averaging 510.8 yards per game, which was sixth nationally and is currently second on school record. Quarterbacks Tua Tagovailoa and Mac Jones combined to throw for 4,449 yards and 49 touchdowns which equated to a school-record 342.2 passing yards per game that ranked third nationally. Alabama's 199.61 passing efficiency rating was not only a school record, but the second-best mark in NCAA history. Smith ranked fifth nationally with 14 receiving touchdowns and 11th with 1,256 receiving yards. The receiving corps also featured Jerry Jeudy, who was 25th (10) and 20th (1,163) in those categories, respectively. Harris was also in the top 25 in rushing touchdowns (21st/13) and rushing yards (1,224). Jeudy and Leatherwood both earned first-team All-America honors, while Smith and OT Jeddrick Willis were tabbed second-team All-America. Four members of the Crimson Tide offense went on to be drafted in the first 15 picks of the first round, including Tagovailoa (No. 5/Miami), Willis (No. 10/Cleveland Browns), WR Henry Ruggs III (No. 12 Oakland Raiders) and Jeudy (No. 15/Denver Broncos).

The past two seasons marked Sarkisian's second stint at Alabama after serving as an analyst for most of the 2016 season before being promoted to offensive coordinator for the 2017 College Football Playoff National Championship Game.

Prior to his return to Alabama, Sarkisian was the offensive coordinator for the Atlanta Falcons. During his two years coordinating the Falcons' attack, Sarkisian built one of the most dangerous offenses in the NFL. The 2018 unit finished in the top 10 in the NFL in passing yards (fourth – 4,653 yards), total yards (sixth – 6,226 yards) and scoring (10th – 25.9 ppg). Quarterback Matt Ryan was third in the NFL in passing yards (4,924 yards) while tossing 35 touchdowns. Wide receiver Julio Jones caught 113 passes for 1,677 yards and eight touchdowns, and Calvin Ridley added 64 catches for 821 yards and a team-high 10 scores. Jones led the league in receiving yards in 2018, while Ridley paced all rookies in receiving yards and touchdowns.

In 2017, two pieces of the Falcons offense, Jones and center Alex Mack, were selected to the Pro Bowl. Atlanta led the NFL in third-down percentage in Sarkisian's first season, while finishing eighth in the league in passing offense (249.4) and third in yards per play (5.93).

Sarkisian not only boasts play-calling experience at the highest levels of football, but seven years as an FBS head coach. He guided the Southern California program in 2014-15, and the Washington Huskies from 2009-13. He posted a head coaching record of 46-35 over those seven seasons while leading his teams to five bowl appearances.

During his time as head coach at USC, Sarkisian led the Trojans to a 12-6 overall record including a second-place finish in the Pac-12's Southern Division in 2014. His 2014 offense ranked in the top 25 nationally in passing efficiency (fourth – 165.35), passing offense (15th – 296.6 ppg), third down conversions (19th – 46.6 percent) and scoring offense (22nd – 35.8 ppg). The Trojans finished 9-4 overall, including wins in four of their last five games, and capped the year with a Holiday Bowl win over Nebraska.

In 2014, Sarkisian produced a pair of first-team All-Americans in DE Leonard Williams and WR Nelson Agholor, a sophomore All-American first teamer in S/LB Su'a Cravens, a quartet of Freshman All-American first teamers in CB/WR Adoree' Jackson, who was the Pac-12 Freshman Defensive Player of the Year, along with OL Toa Lobendahn, WR JuJu Smith and OG Viane Talamaivao. Quarterback Cody Kessler had the most efficient passing season in USC history (69.7 completion percentage, 39 passing TDs, five interceptions), Agholor had

104 receptions, which was third-best in USC history, and Allen rushed for 1,489 yards, the most by a Trojan since 2005. USC's offense ranked in the national Top 25 in passing efficiency, passing offense, third down conversions and scoring offense, while the defense was in the nation's Top 20 in turnover margin, red zone defense and third down conversion defense. Six Trojans were drafted by the NFL, including a pair of first rounders in Williams and Agholor, along with four players he coached at Washington, including three in the first round in DT Danny Shelton, CB Marcus Peters and LB Shaq Thompson.

At Washington, Sarkisian inherited a program in 2009 that had won just 12 games during the previous five seasons, including a winless season the year prior. Despite that challenge, he guided the Huskies to bowl games in his last four seasons. His eight victories in 2013 were the most at UW since 2000 and the Huskies finished ranked No. 25 in the Associated Press poll. His overall Washington record was 34-29, and his tenure in Seattle resulted in eight wins over Associated Press Top 25 teams (No. 3 USC, No. 19 California in 2009; No. 13 USC, No. 18 Nebraska and No. 24 Oregon State in 2010; No. 7 Oregon State and No. 8 Stanford in 2012; No. 13 Boise State in 2013).

Among the UW players Sarkisian coached were nine additional NFL draftees, including QB Jake Locker, CB Desmond Trufant, LBs Donald Butler and All-American Mason Foster, DE Daniel Te'o-Nesheim and RB Bishop Sankey, plus All-Pac-12 RB Chris Polk.

Sarkisian arrived at Southern Cal as an assistant in 2001 and took over as the quarterbacks coach in 2002, where he tutored quarterback Carson Palmer to the Heisman Trophy and the No. 1 overall pick in the 2003 NFL Draft. After spending the 2004 season as the quarterbacks coach for the Oakland Raiders, Sarkisian returned to the Trojan staff in February of 2005 as the assistant head coach and quarterbacks coach for four seasons (2005-08). He added the offensive coordinator role to his duties in 2007 and 2008 at USC.

At USC, Sarkisian coached Heisman Trophy-winning quarterbacks in Palmer and Leinart, along with NFL signal-callers Mark Sanchez, John David Booty and Matt Cassel. The Trojans went 23-3 during his tenure as the offensive coordinator.

Prior to his start in coaching as quarterbacks coach at El Camino College in 2000, Sarkisian starred at the quarterback position at the prep, collegiate and pro levels. He spent time with the Saskatchewan Roughriders of the Canadian Football League for three seasons (1997-99) following his collegiate career at BYU.

While with the Cougars from 1995-96, he completed 549-of-824 passes (66.6 percent) for 7,755 yards and 55 touchdowns. His 162.0 career passing efficiency rating was third on the all-time NCAA list when he finished playing. As a senior in 1996, he led the nation in passing efficiency (173.6, the fourth-best mark in NCAA history at the time), leading the Cougars to the WAC championship and a win in the 1997 Cotton Bowl. He was the WAC Offensive Player of the Year in 1996 and earned second team All-America honors.

Sarkisian earned his bachelor's degree in sociology from BYU in 1997 after getting his associate's degree in general studies from El Camino College in 1994.

He has two daughters, Ashley and Taylor, and a son, Brady.

# COACHING STAFF



**KENNY BAKER**  
Assistant Coach  
(Defensive Line)



**JEFF BANKS**  
Asst. Head Coach/ST  
Coord./TEs



**TASHARD CHOICE**  
Assoc. Head Coach  
(Offense) / RBs



**KYLE FLOOD**  
Offensive Coordinator  
(Offensive Line)



**BLAKE GIDEON**  
Assoc. Head Coach  
(Defense) / Safeties



**CHRIS JACKSON**  
Assistant Coach  
Passing Game Coord./WRs



**TERRY JOSEPH**  
Assistant Coach  
(Def. Pass Game)



**PETE KWIATKOWSKI**  
Defensive Coordinator  
(Outside Linebackers)



**AJ MILWEE**  
Co-Offensive Coord.  
(Quarterbacks)



**JOHNNY NANSEN**  
Co-Defensive Coord.  
(Linebackers)



**TORRE BECTON**  
Director of  
Football Performance



# 2024 NUMERICAL ROSTER

NO	NAME	POS	HT	WT	CL-EX	HOMETOWN (PREVIOUS SCHOOL)	NO	NAME	POS	HT	WT	CL-EX	HOMETOWN (PREVIOUS SCHOOL)
0	Anthony Hill Jr.	LB	6-3	235	So.-1L	Denton, Texas (Ryan)	39	Hamilton McMartin	WR	6-0	175	Jr.-SQ	Katy, Texas (Katy)
0	DeAndre Moore Jr.	WR	6-0	195	So.-1L	Anaheim, Calif. (St. John Bosco)	40	Derion Gullette	LB	6-3	235	Fr.-RS	Marlin, Texas (Teague)
1	Johntay Cook II	WR	6-0	185	So.-1L	DeSoto, Texas (DeSoto)	41	Ziky Umeozulu	DB	6-3	200	Fr.-HS	Allen, Texas (Allen)
1	Justice Finkley	EDGE	6-2	250	Jr.-2L	Trussville, Ala. (Hewitt-Trussville)	43	Eric Garza	DB	5-11	210	Fr.-HS	Southlake, Texas (Southlake Carroll)
2	Matthew Golden	WR	6-0	195	Jr.-TR	Houston, Texas (Klein Cain/Houston)	45	Bert Auburn	K	6-0	185	Sr.-2L	Flower Mound, Texas (Flower Mound)
2	Derek Williams Jr.	DB	6-2	195	So.-1L	New Iberia, La. (Westgate)	45	Vernon Broughtton	DL	6-4	305	Sr.-3L	Houston, Texas (Cypress Ridge)
3	Quinn Ewers	QB	6-2	210	Jr.-2L	Southlake, Texas (Carroll/Ohio State)	46	Tausili Akana	EDGE	6-4	220	Fr.-RS	Laie, Hawaii (Skyridge [Utah])
3	Jaylon Guilbeau	DB	6-0	190	Jr.-2L	Port Arthur, Texas (Memorial)	46	Spencer Barnett	K/P	6-0	205	Fr.-HS	Austin, Texas (Westlake)
4	CJ Baxter	RB	6-1	220	So.-1L	Orlando, Fla. (Edgewater)	47	Charlie Feris	K	6-2	205	Jr.-SQ	Houston, Texas (Cypress Ranch)
4	Andrew Mukuba	DB	6-0	190	Sr.-TR	Austin, Texas (LBJ Early College/Clemson)	48	Bryce Chambers	WR	6-1	205	So.-2L	Austin, Texas (Westlake)
5	Malik Muhammad	DB	6-0	190	So.-1L	DeSoto, Texas (South Oak Cliff)	49	Thatcher Milton	WR	5-10	190	Sr.-SQ	Cypress, Texas (Cy-Fair)
5	Ryan Wingo	WR	6-2	210	Fr.-HS	Saint Louis, Mo. (St. Louis University)	49	Ian Ratliff	P	5-11	185	So.-SQ	Humble, Texas (Atascocita)
6	Kobe Black	DB	6-2	200	Fr.-HS	Waco, Texas (Connally)	50	Michael Flanagan	LB	6-2	225	Jr.-SQ	Frisco, Texas (Wakeland)
6	Christian Clark	RB	6-0	210	Fr.-HS	Phoenix, Ariz. (Mountain Pointe)	51	Daniel Cruz	OL	6-3	310	Fr.-HS	North Richland Hills, Texas (Richland)
7	Jahdae Barron	DB	5-11	200	Sr.-4L*	Austin, Texas (Connally)	51	Marshall Landwehr	LB	6-0	225	Sr.-SQ	Dallas, Texas (Highland Park)
7	Isaiah Bond	WR	5-11	180	Jr.-TR	Buford, Ga. (Buford/Alabama)	52	DJ Campbell	OL	6-3	330	Jr.-2L	Arlington, Texas (Bowie)
8	Trey Moore	EDGE	6-3	245	Jr.-TR	San Antonio, Texas (Smithson Valley/UTSA)	52	Tate Haver	DS	6-0	215	So.-SQ	Westlake Village, Calif. (Oaks Christian)
8	Amari Niblack	TE	6-4	245	Fr.-TR	St. Petersburg, Fla. (Lakewood/Alabama)	53	Aaron Bryant	DL	6-2	305	So.-1L	Southaven, Miss. (Southaven)
9	Jerrick Gibson	RB	5-10	205	Fr.-HS	Gainesville, Fla. (IMG Academy)	54	Cole Hutson	OL	6-5	315	Jr.-2L	Frisco, Texas (Frisco)
9	Gavin Holmes	DB	5-11	185	Sr.-1L	New Orleans, La. (Archbishop Rummel/Wake Forest)	55	Melvin Hills III	DL	6-3	305	Fr.-HS	New Iberia, La. (Lafayette Christian Academy)
11	Silas Bolden	WR	5-8	160	Sr.-TR	Rancho Cucamonga, Calif. (Rancho Cucamonga/Oregon State)	56	Cameron Williams	OL	6-5	335	Jr.-2L	Duncanville, Texas (Duncanville)
11	Colin Simmons	EDGE	6-3	245	Fr.-HS	Dallas, Texas (Duncanville)	57	Christian Rizzi	DS	5-11	215	Sr.-SQ	Metairie, La. (Metairie Park Country Day)
13	Jay/Vion Cole	DB	5-10	180	Jr.-TR	Oakland, Calif. (McClymonds/Cal Poly/San Jose State)	58	Lance St. Louis	DS	6-0	220	Jr.-2L	Gilbert, Ariz. (Williams Field)
13	Parker Livingstone	WR	6-4	195	Fr.-HS	Lucas, Texas (Lovejoy)	62	Connor Robertson	OL	6-4	310	So.-1L	Austin, Texas (Westlake)
14	Aaron Butler	WR	6-0	175	Fr.-HS	Calabasas, Calif. (Calabasas)	63	Rick McBroom	OL	6-2	290	Jr.-SQ	Fort Worth, Texas (All Saints)
15	Bill Norton	DL	6-6	335	Sr.-TR*	Memphis, Tenn. (Christian Brothers/Georgia/Arizona)	64	Robert Sweeney	OL	6-5	300	So.-SQ	Dallas, Texas (Highland Park)
15	Trey Owens	QB	6-5	220	Fr.-HS	Houston, Texas (Cy-Fair)	65	Jake Majors	OL	6-3	315	Sr.-3L	Prosper, Texas (Prosper)
15	Will Stone	K	6-0	195	Jr.-2L	Austin, Texas (Regents School)	67	Malik Agbo	OL	6-4	300	So.-1L	Federal Way, Wash. (Beamer)
16	Arch Manning	QB	6-4	225	Fr.-RS	New Orleans, La. (Isidore Newman)	68	Brooks Kieschnick Jr.	OL	6-3	270	So.-SQ	San Antonio, Texas (Alamo Heights)
16	Michael Taaffe	DB	6-0	195	Jr.-2L	Austin, Texas (Westlake)	69	Max Merrill	OL	6-4	295	Jr.-SQ	Houston, Texas (Strake Jesuit)
18	Liona Lefau	LB	6-1	225	So.-1L	Laie, Hawaii (Kahuku)	70	Nate Kibble	OL	6-3	320	Fr.-HS	Humble, Texas (Atascocita)
18	Joe Tatum	QB	5-11	185	Jr.-SQ	Los Angeles, Calif. (Loyola)	72	Neto Umeozulu	OL	6-4	330	So.-1L	Allen, Texas (Allen)
19	Cole Lourd	QB	6-2	215	Sr.-SQ	Los Angeles, Calif. (Brentwood School)	73	Brandon Baker	OL	6-4	315	Fr.-HS	Ontario, Calif. (Mater Dei)
19	Zina Umeozulu	EDGE	6-5	260	Fr.-HS	Allen, Texas (Allen)	74	Trevor Goosby	OL	6-7	315	Fr.-RS	Melissa, Texas (Melissa)
21	Xavier Filsaime	DB	6-1	200	Fr.-HS	McKinney, Texas (McKinney)	75	Jaydon Chatman	OL	6-4	300	Fr.-RS	Harker Heights, Texas (Harker Heights)
21	Ryan Niblett	WR	5-10	185	Fr.-RS	Houston, Texas (Eisenhower)	76	Hayden Conner	OL	6-5	320	Sr.-3L	Katy, Texas (Taylor)
23	Jaydon Blue	RB	6-0	200	Jr.-2L	Houston, Texas (Klein Cain)	77	Andre Cojoe	OL	6-6	340	Fr.-RS	Grand Prairie, Texas (Mansfield Timberview)
23	Jordon Johnson-Rubell	DB	5-10	190	Fr.-HS	Fort Worth, Texas (IMG Academy)	78	Kelvin Banks Jr.	OL	6-4	320	Jr.-2L	Humble, Texas (Summer Creek)
24	Velton Gardner	RB	5-9	189	Sr.-2L	Dallas, Texas (Skyline/Kansas/SMU)	79	Connor Stroh	OL	6-7	350	Fr.-RS	Frisco, Texas (Wakeland)
24	Warren Roberson	DB	6-0	190	Fr.-RS	Red Oak, Texas (Red Oak)	80	Freddie Dubose	WR	6-1	185	Fr.-HS	New Braunfels, Texas (Smithson Valley)
25	Jelani McDonald	DB	6-2	205	So.-1L	Waco, Texas (Connally)	81	Juan Davis	TE	6-4	235	Sr.-3L	Fort Worth, Texas (Everman)
26	Ty/Anthony Smith	LB	6-1	220	Fr.-HS	Jasper, Texas (Jasper)	82	Ridge Barker	TE	6-4	250	Fr.-HS	Lucas, Texas (Lovejoy)
26	Quintrevion Wisner	RB	6-0	200	So.-1L	Glenn Heights, Texas (DeSoto)	83	Spencer Shannon	TE	6-7	255	Fr.-RS	San Clemente, Calif. (Mater Dei)
27	Wardell Mack	DB	6-0	190	Fr.-HS	Westminster, La. (John Ehret)	84	Reece Beauchamp	WR	6-2	190	Jr.-SQ	Austin, Texas (Vandegrift)
27	Colin Page	RB	6-0	210	Jr.-SQ	Austin, Texas (Anderson)	84	Jordan Washington	TE	6-4	250	Fr.-HS	Houston, Texas (Langham Creek)
28	Santana Wilson	DB	6-0	190	Fr.-HS	Scottsdale, Ariz. (Desert Mountain)	85	Gunnar Helm	TE	6-5	250	Sr.-3L	Englewood, Colo. (Cherry Creek)
29	Carson Marshall	DB	6-0	185	Jr.-SQ	Katy, Texas (Katy)	86	Dorian Black	DL	5-10	280	Sr.-SQ*	Harker Heights, Texas (Harker Heights/Morehouse)
29	Reid Watkins	RB	5-11	195	Fr.-HS	Fort Worth, Texas (All Saints Episcopal)	86	Hudson Powell	WR	6-6	186	Fr.-HS	Austin, Texas (Regents School)
30	Jackson Duffey	DB	5-11	175	Fr.-HS	Spring Branch, Texas (Smithson Valley)	87	Will Randle	TE	6-4	240	Fr.-RS	New Orleans, La. (Isidore Newman)
31	Nik Sanders	RB	6-0	213	Fr.-HS	Waco, Texas (University)	88	Barryn Sorrell	EDGE	6-4	260	Sr.-3L	New Orleans, La. (Holy Cross)
32	Brady Sarkisian	LB	6-1	230	So.-SQ	Newport Beach, Calif. (Corona Del Mar)	89	Ty Boatright	WR	6-0	175	So.-SQ	Kingwood, Texas (Kingwood)
33	David Gbenda	LB	6-0	235	Sr.-4L*	Katy, Texas (Cinco Ranch)	90	Sydir Mitchell	DL	6-6	350	Fr.-RS	Paterson, N.J. (Bergen Catholic)
35	Rett Andersen	WR	5-11	190	So.-SQ	San Antonio, Texas (Alamo Heights)	91	Ethan Burke	EDGE	6-6	260	Jr.-2L	Austin, Texas (Westlake)
35	McCoy Bruce	DB	5-10	175	Fr.-HS	Boerne, Texas (Boerne)	92	Colton Vasek	EDGE	6-5	260	Fr.-RS	Austin, Texas (Westlake)
36	Quinn Merritt	WR	6-1	190	Jr.-SQ	Los Gatos, Calif. (Los Gatos)	94	Jaray Bledsoe	DL	6-4	290	So.-1L	Marlin, Texas (Marlin)
37	Morice Blackwell Jr.	LB	6-1	220	Sr.-3L	Arlington, Texas (Martin)	95	Alfred Collins	DL	6-5	320	Sr.-4L*	Bastrop, Texas (Cedar Creek)
38	Graham Gillespie	DB	6-0	200	Jr.-SQ	Cypress, Texas (Bridgeland)	97	Alex January	DL	6-5	315	Fr.-HS	Duncanville, Texas (Duncanville)
38	Remy Patson	WR	5-9	170	Jr.-SQ	Austin, Texas (Regents School)	98	Tiaoalii Savea	DL	6-4	295	Sr.-TR	Las Vegas, Nev. (Desert Pines/Arizona)
39	Michael Kern	K/P	6-3	195	Fr.-HS	Fort Lauderdale, Fla. (St. Thomas Aquinas)	99	Jermayne Lole	DL	6-3	315	Sr.-TR*	Long Beach, Calif. (Long Beach Poly/Arizona State/Louisville)

## PRONUNCIATIONS

Malik Agbo.....	AHG-boh	Trevor Goosby.....	GOOZ-bee	Amari Niblack.....	NYE-black
Tausili Akana.....	tau-SIH-lee ah-KHAN-ah	Jaylon Guilbeau.....	JAY-lon GILL-boh	Tiaoalii Savea.....	tee-oh-uh-lee-ee saw-vay-uh
Jahdae Barron.....	zha-DAY	Derion Gullette.....	dair-EE-on guh-LET	Barryn Sorrell.....	BAER-in sore-ELL
Morice Blackwell Jr.....	mahr-EECE	Tate Haver.....	HAY-ver	Michael Taaffe.....	TAF
Jaray Bledsoe.....	juh-RAY	Jordon Johnson-Rubell.....	roo-BELL	Neto Umeozulu.....	NAY-toe uh-MOH-zah-low
Vernon Broughtton.....	BRAWT-un	Brooks Kieschnick Jr.....	KEY-shnick	Ziky Umeozulu.....	ZEE-kee uh-MOH-zah-low
Andre Cojoe.....	COH-joe	Liona Lefau.....	lee-ONG-gah leh-FAU	Zina Umeozulu.....	ZEE-nah uh-MOH-zah-low
Quinn Ewers.....	YOU-ers	Jermayne Lole.....	low-LAY	Colton Vasek.....	VAH-sek
Xavier Filsaime.....	x-AY-vee-er FILL-sim-ee	Sydir Mitchell.....	sih-DEER	Quintrevion Wisner.....	kwin-TRAY-vee-on WHYZ-ner
David Gbenda.....	BEND-ah	Andrew Mukuba.....	moo-KOO-buh		

# 2024 ALPHABETICAL ROSTER

NO	NAME	POS	HT	WT	CL-EX	HOMETOWN (PREVIOUS SCHOOL)	NO	NAME	POS	HT	WT	CL-EX	HOMETOWN (PREVIOUS SCHOOL)
67	Malik Agbo	OL	6-4	300	So.-1L	Federal Way, Wash. (Beamer)	39	Michael Kern	K/P	6-3	195	Fr-HS	Fort Lauderdale, Fla. (St. Thomas Aquinas)
46	Tausilii Akana	EDGE	6-4	220	Fr-RS	Laie, Hawai'i (Skyridge [Utah])	70	Nate Kibble	OL	6-3	320	Fr-HS	Humble, Texas (Atascocita)
35	Rett Andersen	WR	5-11	190	So.-SQ	San Antonio, Texas (Alamo Heights)	68	Brooks Kieschnick Jr.	OL	6-3	270	So.-SQ	San Antonio, Texas (Alamo Heights)
45	Bert Auburn	K	6-0	185	Sr.-2L	Flower Mound, Texas (Flower Mound)	51	Marshall Landwehr	LB	6-0	225	Sr.-SQ	Dallas, Texas (Highland Park)
73	Brandon Baker	OL	6-4	315	Fr-HS	Ontario, Calif. (Mater Dei)	18	Liona Lefau	LB	6-1	225	So.-1L	Laie, Hawai'i (Kahuku)
78	Kelvin Banks Jr.	OL	6-4	320	Jr.-2L	Humble, Texas (Summer Creek)	13	Parker Livingstone	WR	6-4	195	Fr-HS	Lucas, Texas (Lovejoy)
82	Ridge Barker	TE	6-4	250	Fr-HS	Lucas, Texas (Lovejoy)	99	Jermayne Lole	DL	6-3	315	Sr.-TR*	Long Beach, Calif. (Long Beach Poly/Arizona State/Louisville)
46	Spencer Barnett	K/P	6-0	205	Fr-HS	Austin, Texas (Westlake)	19	Cole Lourd	QB	6-2	215	Sr.-SQ	Los Angeles, Calif. (Brentwood School)
7	Jahdae Barron	DB	5-11	200	Sr.-4L*	Austin, Texas (Connally)	27	Wardell Mack	DB	6-0	190	Fr-HS	Westminster, La. (John Ehret)
4	CJ Baxter	RB	6-1	220	So.-1L	Orlando, Fla. (Edgewater)	65	Jake Majors	OL	6-3	315	Sr.-3L	Prosper, Texas (Prosper)
84	Reece Beauchamp	WR	6-2	190	Jr.-SQ	Austin, Texas (Vandegrift)	16	Arch Manning	QB	6-4	225	Fr-RS	New Orleans, La. (Isidore Newman)
86	Dorian Black	DL	5-10	280	Sr.-SQ*	Harker Heights, Texas (Harker Heights/Morehouse)	29	Carson Marshall	DB	6-0	185	Jr.-SQ	Katy, Texas (Katy)
6	Kobe Black	DB	6-2	200	Fr-HS	Waco, Texas (Connally)	63	Rick McBroom	OL	6-2	290	Jr.-SQ	Fort Worth, Texas (All Saints)
37	Morice Blackwell Jr.	LB	6-1	220	Sr.-1L	Arlington, Texas (Martin)	25	Jelani McDonald	DB	6-2	205	So.-1L	Waco, Texas (Connally)
94	Jaray Bledsoe	DL	6-4	290	So.-1L	Marlin, Texas (Marlin)	39	Hamilton McMartin	WR	6-0	175	Jr.-SQ	Katy, Texas (Katy)
23	Jaydon Blue	RB	6-0	200	Jr.-2L	Houston, Texas (Klein Cain)	69	Max Merrill	OL	6-4	295	Jr.-SQ	Houston, Texas (Strake Jesuit)
89	Ty Boatright	WR	6-0	175	So.-SQ	Kingwood, Texas (Kingwood)	36	Quinn Merritt	WR	6-1	190	Jr.-SQ	Los Gatos, Calif. (Los Gatos)
11	Silas Bolden	WR	5-8	160	Sr.-TR	Rancho Cucamonga, Calif. (Rancho Cucamonga/Oregon State)	49	Thatcher Milton	WR	5-10	190	Sr.-SQ	Cypress, Texas (Cy-Fair)
7	Isaiah Bond	WR	5-11	180	Jr.-TR	Buford, Ga. (Buford/Alabama)	90	Sydir Mitchell	DL	6-6	350	Fr-RS	Paterson, N.J. (Bergen Catholic)
45	Vernon Broughton	DL	6-4	305	Sr.-3L	Houston, Texas (Cypress Ridge)	0	DeAndre Moore Jr.	WR	6-0	195	So.-1L	Anaheim, Calif. (St. John Bosco)
35	McCoy Bruce	DB	5-10	175	Fr-HS	Boerne, Texas (Boerne)	8	Trey Moore	EDGE	6-3	245	Jr.-TR	San Antonio, Texas (Smithson Valley/UTSA)
53	Aaron Bryant	DL	6-2	305	So.-1L	Southaven, Miss. (Southaven)	5	Malik Muhammad	DB	6-0	190	So.-1L	DeSoto, Texas (South Oak Cliff)
91	Ethan Burke	EDGE	6-6	260	Jr.-2L	Austin, Texas (Westlake)	4	Andrew Mukuba	DB	6-0	190	Sr.-TR	Austin, Texas (LBJ Early College/Clemson)
14	Aaron Butler	WR	6-0	175	Fr-HS	Calabasas, Calif. (Calabasas)	8	Amari Niblack	TE	6-4	245	Jr.-TR	St. Petersburg, Fla. (Lakewood/Alabama)
52	DJ Campbell	OL	6-3	330	Jr.-2L	Arlington, Texas (Bowie)	21	Ryan Niblett	WR	5-10	185	Fr-RS	Houston, Texas (Eisenhower)
48	Bryce Chambers	WR	6-1	205	So.-SQ	Austin, Texas (Westlake)	15	Bill Norton	DL	6-6	335	Sr.-TR*	Memphis, Tenn. (Christian Brothers/Georgia/Arizona)
75	Jaydon Chatman	OL	6-4	300	Fr-RS	Harker Heights, Texas (Harker Heights)	15	Trey Owens	QB	6-5	220	Fr-HS	Houston, Texas (Cy-Fair)
6	Christian Clark	RB	6-0	210	Fr-HS	Phoenix, Ariz. (Mountain Pointe)	27	Colin Page	RB	6-0	210	Jr.-SQ	Austin, Texas (Anderson)
77	Andre Cojoe	OL	6-6	340	Fr-RS	Grand Prairie, Texas (Mansfield Timberview)	38	Remy Patson	WR	5-9	170	Jr.-SQ	Austin, Texas (Regents School)
13	Jay Vion Cole	DB	5-10	180	Jr.-TR	Oakland, Calif. (McClaymonds/Cal Poly/San Jose State)	86	Hudson Powell	WR	6-6	186	Fr-HS	Austin, Texas (Regents School)
95	Alfred Collins	DL	6-5	320	Sr.-4L*	Bastrop, Texas (Cedar Creek)	87	Will Randle	TE	6-4	240	Fr-RS	New Orleans, La. (Isidore Newman)
76	Hayden Conner	OL	6-5	320	Sr.-3L	Katy, Texas (Taylor)	49	Ian Ratliff	P	5-11	185	So.-SQ	Humble, Texas (Atascocita)
1	John Tay Cook II	WR	6-0	185	So.-1L	DeSoto, Texas (DeSoto)	57	Christian Rizzi	DS	5-11	215	Sr.-SQ	Metairie, La. (Metairie Park Country Day)
51	Daniel Cruz	OL	6-3	310	Fr-HS	North Richland Hills, Texas (Richland)	24	Warren Roberson	DB	6-0	190	Fr-RS	Red Oak, Texas (Red Oak)
81	Juan Davis	TE	6-4	235	Sr.-3L	Fort Worth, Texas (Everman)	62	Connor Robertson	OL	6-4	310	So.-1L	Austin, Texas (Westlake)
80	Freddie Dubose	WR	6-1	185	Fr-HS	New Braunfels, Texas (Smithson Valley)	31	Nik Sanders	RB	6-0	213	Fr-HS	Waco, Texas (University)
30	Jackson Duffey	DB	5-11	175	Fr-HS	Spring Branch, Texas (Smithson Valley)	32	Brady Sarkisian	LB	6-1	230	So.-SQ	Newport Beach, Calif. (Corona Del Mar)
3	Quinn Ewers	QB	6-2	210	Jr.-2L	Southlake, Texas (Carroll/Ohio State)	98	Tiaoalii Savea	DL	6-4	295	Sr.-TR	Las Vegas, Nev. (Desert Pines/Arizona)
47	Charlie Feris	K	6-2	205	Jr.-SQ	Houston, Texas (Cypress Ranch)	83	Spencer Shannon	TE	6-7	255	Fr-HS	San Clemente, Calif. (Mater Dei)
21	Xavier Filsaime	DB	6-1	200	Fr-HS	McKinney, Texas (McKinney)	11	Colin Simmons	EDGE	6-3	245	Fr-HS	Dallas, Texas (Duncanville)
1	Justice Finkley	EDGE	6-2	250	Jr.-2L	Trussville, Ala. (Hewitt-Trussville)	26	TyAnthony Smith	LB	6-1	220	Fr-HS	Jasper, Texas (Jasper)
50	Michael Flanagan	LB	6-2	225	Jr.-SQ	Frisco, Texas (Wakeland)	88	Barryn Sorrell	EDGE	6-4	260	Sr.-3L	New Orleans, La. (Holy Cross)
24	Velton Gardner	RB	5-9	189	Sr.-2L	Dallas, Texas (Skyline/Kansas/SMU)	58	Lance St. Louis	DS	6-0	220	Jr.-2L	Gilbert, Ariz. (Williams Field)
43	Eric Garza	DB	5-11	210	Fr-HS	Southlake, Texas (Southlake Carroll)	15	Will Stone	K	6-0	195	Jr.-2L	Austin, Texas (Regents School)
33	David Gbenda	LB	6-0	235	Sr.-4L*	Katy, Texas (Cinco Ranch)	79	Connor Stroh	OL	6-7	350	Fr-RS	Frisco, Texas (Wakeland)
9	Jerrick Gibson	RB	5-10	205	Fr-HS	Gainesville, Fla. (IMG Academy)	64	Robert Sweeney	OL	6-5	300	So.-SQ	Dallas, Texas (Highland Park)
38	Graham Gillespie	DB	6-0	200	Jr.-SQ	Cypress, Texas (Bridgeland)	16	Michael Taaffe	DB	6-0	195	Jr.-2L	Austin, Texas (Westlake)
2	Matthew Golden	WR	6-0	195	Jr.-TR	Houston, Texas (Klein Cain/Houston)	18	Joe Tatum	QB	5-11	185	Jr.-SQ	Los Angeles, Calif. (Loyola)
74	Trevor Goosby	OL	6-7	315	Fr-RS	Melissa, Texas (Melissa)	72	Neto Umeozulu	OL	6-4	330	So.-1L	Allen, Texas (Allen)
3	Jaylon Guilbeau	DB	6-0	190	Jr.-2L	Port Arthur, Texas (Memorial)	41	Ziky Umeozulu	DB	6-3	200	Fr-HS	Allen, Texas (Allen)
40	Derion Gullette	LB	6-3	235	Fr-RS	Marlin, Texas (Teague)	19	Zina Umeozulu	EDGE	6-5	260	Fr-HS	Allen, Texas (Allen)
52	Tate Haver	DS	6-0	215	So.-SQ	Westlake Village, Calif. (Oaks Christian)	92	Colton Vasek	EDGE	6-5	260	Fr-RS	Austin, Texas (Westlake)
85	Gunnar Helm	TE	6-5	250	Sr.-3L	Englewood, Colo. (Cherry Creek)	84	Jordan Washington	TE	6-4	250	Fr-HS	Houston, Texas (Langham Creek)
0	Anthony Hill Jr.	LB	6-3	235	So.-1L	Denton, Texas (Ryan)	29	Reid Watkins	RB	5-11	195	Fr-HS	Fort Worth, Texas (All Saints Episcopal)
55	Melvin Hills III	DL	6-3	305	Fr-HS	New Iberia, La. (Lafayette Christian Academy)	56	Cameron Williams	OL	6-5	335	Jr.-2L	Duncanville, Texas (Duncanville)
9	Gavin Holmes	DB	5-11	185	Sr.-1L	New Orleans, La. (Archbishop Rummel/Wake Forest)	2	Derek Williams Jr.	DB	6-2	195	So.-1L	New Iberia, La. (Westgate)
54	Cole Hutson	OL	6-5	310	Jr.-2L	Frisco, Texas (Frisco)	28	Santana Wilson	DB	6-0	190	Fr-HS	Scottsdale, Ariz. (Desert Mountain)
97	Alex January	DL	6-5	315	Fr-HS	Duncanville, Texas (Duncanville)	5	Ryan Wingo	WR	6-2	210	Fr-HS	Saint Louis, Mo. (St. Louis University)
23	Jordon Johnson-Rubell	DB	5-10	190	Fr-HS	Fort Worth, Texas (IMG Academy)	26	Quintrevion Wisner	RB	6-0	200	So.-1L	Glenn Heights, Texas (DeSoto)

## PRONUNCIATIONS

Malik Agbo.....	AHG-boh	Trevor Goosby.....	GOOZ-bee	Amari Niblack.....	NYE-black
Tausilii Akana.....	tau-SIH-lee ah-KHAN-ah	Jaylon Guilbeau.....	JAY-lon GILL-boh	Tiaoalii Savea.....	tee-oh-uh-lee-ee saw-vay-uh
Jahdae Barron.....	zha-DAY	Derion Gullette.....	dair-EE-on guh-LET	Barryn Sorrell.....	BAER-in sore-ELL
Morice Blackwell Jr.....	mahr-EECE	Tate Haver.....	HAY-ver	Michael Taaffe.....	TAF
Jaray Bledsoe.....	juh-RAY	Jordon Johnson-Rubell.....	roo-BELL	Neto Umeozulu.....	NAY-toe uh-MOH-zah-low
Vernon Broughton.....	BRAWT-un	Brooks Kieschnick Jr.....	KEY-shnick	Ziky Umeozulu.....	ZEE-kee uh-MOH-zah-low
Andre Cojoe.....	COH-joe	Liona Lefau.....	lee-ONG-gah leh-FAU	Zina Umeozulu.....	ZEE-nah uh-MOH-zah-low
Quinn Ewers.....	YOU-ers	Jermayne Lole.....	low-LAY	Colton Vasek.....	VAH-sek
Xavier Filsaime.....	x-AY-vee-er FILL-sim-ee	Sydir Mitchell.....	sih-DEER	Quintrevion Wisner.....	kwin-TRAY-vee-on WHYZ-ner
David Gbenda.....	BEND-ah	Andrew Mukuba.....	moo-KOO-buh		

# THE LAST TIME ... TEXAS

TEAM	LAST TIME	SPAN
Scored 50-59	52-0 • Colorado State (8/31/2024)	1 game
Scored 60-69	69-31 • at Kansas State (12/5/2020)	42 games
Scored 70+	70-35 • Texas Tech (9/25/2021)	36 games
Scored <10	7-30 • at Iowa State (11/6/2021)	32 games
Scored <7	3-38 • at Notre Dame (9/5/2015)	114 games
Was shutout	0-24 • at Iowa State (10/31/2015)	107 games
Was shutout (home)	0-30 • Houston (11/6/1976)	271 home
Shutout opponent	52-0 • vs. Colorado State (8/31/24)	1 game
Shutout opponent (home)	52-0 • vs. Colorado State (8/31/24)	1 game
Shutout opponent (road)	23-0 • at Kansas (9/27/2014)	49 road
Shutout opponent (neutral)	49-0 • vs. Oklahoma (10/8/2022)	5 games
Shutout conference opponent	49-0 • vs. Oklahoma (10/8/2022)	18 games
Shutout by conference opponent	0-24 • at Iowa State (10/31/2015)	80 games
300-399 yards rushing	302 • Texas Tech (11/24/2023)	4 games
400+ yards rushing	427 • at Kansas (11/19/2022)	18 games
<100 yards rushing	51 • vs. Washington (12/29/2022)	16 games
<0 yds rushing	-7 • vs. Oklahoma (10/07/2000)	324 games
300-399 passing yards	355 • vs. Colorado State (8/31/24)	1 game
400-499 passing yards	464 • vs. Oklahoma State (12/2/2023)	3 games
500-599 total yards	545 • vs. Colorado State (8/31/24)	1 game
600+ total yards	662 • vs. Oklahoma State (12/2/2023)	3 games
<200 yards total offense	199 • TCU (11/12/2022)	19 games
<100 yards total offense	59 • vs. Arkansas (12/29/2014)	115 games
100-yard rusher & 100-yard receiver	104 rush, Jonathon Brooks; 137 rec, Xavier Worthy • at TCU (11/11/2023)	6 games
30+ first downs	33 • vs. Oklahoma State (12/2/2023)	3 games
100+ penalty yards	119 • at Oklahoma State (10/31/2022)	21 games
2+ fumbles lost	2 • vs. Washington (1/1/2024)	1 game
Scored a safety	Rice (9/18/2021)	38 games
Allowed a safety	Baylor (11/25/2022)	17 games
Scored a 1-point safety	Texas A&M (11/26/2004)	246 games
Forced turnovers on 3+ consecutive drives	3 (INT, Fumble, Fumble) • vs. Oklahoma (10/10/2020)	47 games
Forced 5+ turnovers	5 (3 INT, 2 FR) • Rice (9/12/2015)	113 games
Committed 5+ turnovers	5 • at West Virginia (11/14/2015)	104 games
4+ interceptions	4 • at West Virginia (10/5/2019)	58 games
Forced 2+ fumbles	2 • Kansas State (11/4/2023)	7 games
2+ defensive TD's	Oklahoma State (9/26/2015)	108 games
	34-yard fumble return by Hassan Ridgeway, 41-yd interception return by Holton Hill	
Defensive & special teams TD	Texas Tech (11/24/2023)	4 games
	95-yd kickoff return by Keilan Robinson, 43-yard INT by Jett Bush	
4 TD's in game	Bijan Robinson (4 rush) • at Kansas (11/19/2022)	18 games
Player with a passing and receiving touchdown	Xavier Worthy • West Virginia (10/11/2021)	24 games
300-yard passer, 200-yard rusher, 100-yard receiver	Kansas (9/30/2023)	11 games
	325 passing by Quinn Ewers, 218 rushing by Jonathon Brooks, 141 receiving by Adonai Mitchell	
300-yard passer, 100-yard rusher, two 100-yard receivers	vs. Oklahoma (10/7/2023)	10 games
	346 passing by Quinn Ewers, 129 rushing by Jonathon Brooks, 115 receiving by Jordan Whittington, 108 receiving by Xavier Worthy	

RUSHING	LAST TIME	SPAN
100-199 yards	121 by Jaydon Blue • Texas Tech (11/24/2023)	4 games
200-299 yards	218 by Jonathon Brooks • Kansas (9/30/2022)	11 games
300-399 yards	341 by D'Onta Foreman • Texas Tech (11/6/2016)	93 games
2 players w/ 100+ yards	242 by Bijan Robinson; 108 by Jonathon Brooks • at Kansas (11/19/2022)	18 games
30+ attempts	30 by Bijan Robinson • at Kansas State (11/5/2022)	20 games
Consecutive 100-yard games	Jonathon Brooks • 112 vs. Kansas State; 104 at TCU (11/4/2023, 11/11/2023)	6 games
Consecutive 200-yard games	D'Onta Foreman • Baylor & at Texas Tech (2016)	93 games
3 Consecutive 100-yard games by 3 different players	Jonathon Brooks, 104 at TCU (11/11/2023); CJ Baxter, 117 at Iowa State (11/18/2023); Jaydon Blue, 121 vs. Texas Tech (11/24/2023)	4 games
50-59 yard run	55 by Ryan Wingo • vs. Michigan (9/7/2024)	LAST GAME
60-69 yard run	69 by Jaydon Blue • Texas Tech (11/24/2023)	3 games
70-79 yard run	70 by Jonathon Brooks • at Kansas (11/19/2022)	17 games
80-89 yard run	81 by D'Onta Foreman • vs. Oklahoma (10/10/2015)	106 games
90+ yard run	91 by Chris Warren III • Texas Tech (11/26/2015)	99 games
3+ touchdowns	4 by Bijan Robinson • at Kansas (11/19/2022)	17 games
4+ touchdowns	4 by Bijan Robinson • at Kansas (11/19/2022)	17 games
2 players w/ 3+ touchdowns	3 by Bijan Robinson; 3 by Roschon Johnson • at Kansas State (12/5/2020)	40 games
3 players w/ 60+ yard runs	72 by Roschon Johnson; 65 by Keilan Robinson; 62 by Bijan Robinson • Rice (9/18/2021)	36 games
4 players w/ rushing TD	3 by Bijan Robinson, 1 by Roschon Johnson; 1 by Keilan Robinson; 1 by Jonathon Brooks • Rice (9/18/2021)	36 games

PASSING	LAST TIME	SPAN
300-399 yards	313 by Quinn Ewers • vs. Washington (1/1/2024)	2 games
400+ yards	452 by Quinn Ewers • vs. Oklahoma State (12/2/2023)	3 games
40-49 attempts	43 by Quinn Ewers • vs. Washington (1/1/2024)	2 games
50+ attempts	53 by Sam Ehlinger • vs. Oklahoma (10/10/2020)	46 games
25+ completions	35 by Quinn Ewers • vs. Oklahoma State (12/2/2023)	3 games
3+ touchdowns	3 by Quinn Ewers • vs. Michigan (9/7/2024)	LAST GAME
4+ touchdowns	4 by Quinn Ewers • vs. Oklahoma State (12/2/2023)	3 games
5+ touchdowns	6 by Casey Thompson • Kansas (11/13/2021)	31 games
6+ touchdowns	6 by Casey Thompson • Kansas (11/13/2021)	31 games
Consecutive 4+ TD games	3, 5-5-4 by Sam Ehlinger • vs. UTEP, at Texas Tech, vs. TCU (9/12-10/3/2020)	48 games
Consecutive 5+ TD games	2, 5-5 by Sam Ehlinger • vs. UTEP, at Texas Tech (9/12-9/26/2020)	49 games
Consecutive 300+ yd games	by Quinn Ewers • 452 vs. Oklahoma State, 318 vs. Washington (1/1/2024)	2 games
50-59 yard completion	54 by Quinn Ewers to Xavier Worthy • vs. Oklahoma State (12/2/2023)	3 games
60-69 yard completion	62 by Quinn Ewers to Adonai Mitchell • vs. Oklahoma State (12/2/2023)	3 games
70-79 yard completion	73 by Quinn Ewers to Jonathon Brooks • at TCU (11/11/2023)	6 games
80-89 yard completion	80 by Shane Buechele to Devin Duvernay • at Kansas State (10/22/2016)	95 games
90+ yard completion	90 by Sam Ehlinger to John Burt • Oklahoma State (10/21/2017)	84 games

RECEIVING	LAST TIME	SPAN
100-199 yards	109 by Adonai Mitchell; 105 by Ja Tavion Sanders • vs. Oklahoma State (12/2/2023)	3 games
200+ yards	261 by Xavier Worthy • vs. Oklahoma (10/9/2021)	35 games
2 players w/ 100+ yards	109 by Adonai Mitchell; 105 by Ja Tavion Sanders • vs. Oklahoma State (12/2/2023)	2 games
10+ receptions	10 by Xavier Worthy • at TCU (11/11/2023)	3 games
15+ receptions	15 by Jordan Shipley • Oklahoma State (10/25/2008)	198 games
Consecutive 100-yard games	D. Duvernay • Kansas, at TCU, K-State, Iowa State (11/9/2019)	54 games
3+ Consecutive 100-yard games	D. Duvernay • Kansas, at TCU, K-State, Iowa State (11/9/2019)	54 games
4+ Consecutive 100-yard games	D. Duvernay • Kansas, at TCU, K-State, Iowa State (11/9/2019)	54 games
50-59 yard reception	54 by Xavier Worthy • vs. Oklahoma State (12/2/2023)	3 games
60-69 yard reception	62 by Adonai Mitchell • vs. Oklahoma State (12/2/2023)	3 games
70-79 yard reception	75 by Xavier Worthy • vs. Oklahoma (10/9/2021)	35 games
80-89 yard reception	80 by Devin Duvernay • at Kansas State (10/22/2016)	95 games
90+ yard reception	90 by John Burt • Oklahoma State (10/21/2017)	83 games
3+ touchdowns	3 by Xavier Worthy • Kansas (11/13/2021)	31 games

SPECIAL TEAMS	LAST TIME	SPAN
50-59 yard field goal	54 by Bert Auburn • Texas Tech (11/24/2023)	24 games
60+ yard field goal	60 by Russell Erxleben • Texas Tech (10/29/1977)	575 games
Made 3+ field goals	5 by Bert Auburn • Texas Tech (11/24/2023)	4 games
Made 7+ PAT's	7 by Bert Auburn • vs. Colorado State (8/31/24)	1 game
Made 9+ PAT's	10 by Cameron Dicker • Kansas State (9/25/2021)	37 games
60-69 yard punt	64 by Ryan Sanborn • BYU (10/28/2023)	8 games
70+ yard punt	79 by Cameron Dicker • vs. Oklahoma State (10/16/2021)	34 games
Missed PAT	by Cameron Dicker • Kansas State (11/26/2021)	28 games
TD on kickoff return	95 by Keilan Robinson • Texas Tech (11/24/2023)	4 games
TD on punt return	74 by Xavier Worthy • BYU (10/28/2023)	8 games
90-99 yard kickoff return	95 by Keilan Robinson • Texas Tech (11/24/2023)	4 games
50-69 yard punt return	53 by Brandon Jones • Kansas State (11/9/2019)	55 games
70+ yard punt return	74 by Xavier Worthy • BYU (10/28/2023)	8 games
2+ TD on kickoff return	NEVER	
TD on kickoff return to start game	88 by Greg Lott • at Texas Tech (9/24/1966)	690 games
Consecutive games with special teams TD	by Fozzy Whittaker (2011)	160 games
	100 KR vs. Oklahoma & 100 KR Oklahoma State	
Recovered on-side kick	by Malcolm Epps • at Texas Tech (9/26/2020)	49 games
2-point conversion	Quinn Ewers pass to Jordan Whittington • at Iowa State (11/18/2023)	5 games
Defensive 2-point conversion	Austin Jordan • at Iowa State (11/18/2023)	5 games
Blocked PAT	T'Vondre Sweat • at Iowa State (11/18/2023)	5 games
Blocked FG	Kitan Crawford • TCU (11/12/2022)	19 games
Blocked punt	by Michael Taaffe • Texas Tech (11/24/2023)	4 games
2+ Consecutive Games w/ blocked punt	Iowa State; Oklahoma State (10/22/2022)	21 games
TD on blocked FG	46 by Anthony Wheeler • USC (9/15/2018)	75 games
TD on blocked punt	0 yd return by Malik Muhammad • vs. Oklahoma (10/7/2023)	10 games
Safety on a blocked punt	TEAM • Rice (9/18/2021)	37 games

DEFENSE	LAST TIME	SPAN
10-14 tackles	10 by Jaylan Ford • vs. Washington (1/1/2024)	1 game
15+ tackles	15 by Jaylan Ford • UTSA (9/17/2022)	25 games
10+ solo tackles	10 by Jaylan Ford • UTSA (9/17/2022)	25 games
4+ tackles for loss	6 by Joseph Ossai • at Oklahoma State (10/31/2020)	44 games
5+ tackles for loss	6 by Joseph Ossai • at Oklahoma State (10/31/2020)	44 games
6+ tackles for loss	6 by Joseph Ossai • at Oklahoma State (10/31/2020)	44 games
3+ sacks	3.0 by Joseph Ossai • at Oklahoma State (10/31/2020)	44 games
4+ sacks	4.5 by Alex Okafor • vs. Oregon State (12/29/2012)	140 games
2+ interceptions	2 by D'Shawn Jamison • at West Virginia (10/5/2019)	58 games
2+ fumble recoveries	2 by John Bonney • at Baylor (10/28/2017)	82 games
TD on interception return	43 by Jett Bush • Texas Tech (11/24/2023)	3 games
TD on fumble return	48 by Jahdae Barron • TCU (11/12/2022)	18 games
Sack, forced fumble and fumble recovery on same play	by Anthony Cook • at TCU (10/2/2021)	35 games
Interception and a fumble recovery	by Jaylan Ford • at Kansas State (11/5/2022)	20 games
Interceptions in three consecutive games	by Michael Taaffe • at Houston, BYU, Kansas State (11/4/2023)	6 games



# THE LAST TIME ... OPPONENTS

TEAM	LAST TIME	SPAN
Scored 50-59.....	56-57 (OT) • Kansas (11/13/2021).....	32 games
Scored 60-69.....	21-63 • vs. Oklahoma (10/13/2012).....	150 games
Scored 70+.....	NEVER.....	NEVER
Scored <10.....	52-0 • Colorado State (8/31/2024).....	1 game
Scored <7.....	52-0 • Colorado State (8/31/2024).....	1 game
300+ yards rushing.....	339 • vs. Oklahoma (10/9/2021).....	36 games
<100 yards rushing.....	31 • vs. Oklahoma State (12/2/2023).....	3 games
<0 yards rushing.....	5 • USC (9/15/2018).....	75 games
300-399 passing yards.....	323 • at Iowa State (11/18/2023).....	5 games
400+ passing yards.....	430 • vs. Washington (1/1/2024).....	2 games
<100 passing yards.....	74 • Colorado State (8/31/2024).....	1 game
500-599 total yards.....	532 • vs. Washington (1/1/2024).....	2 games
600+ total yards.....	662 • vs. Oklahoma (10/9/2021).....	35 games
100-199 total yards.....	192 • Colorado State.....	1 game
<100 total yards.....	94 • North Texas (8/30/2014).....	129 games
30+ first downs.....	32 • at Oklahoma State (10/22/2022).....	21 games
100+ penalty yards.....	100 • Alabama (9/10/2022).....	27 games
2+ fumbles lost.....	3 • at TCU (10/2/2021).....	36 games
Scored a safety.....	Baylor (11/25/2022).....	17 games
4+ interceptions.....	4 • at TCU (10/26/2019).....	56 games
2+ non-offensive TDs.....	40-yard fumble return, 33-yard interception return • TCU (11/27/2014).....	116 games
3 total touchdowns (rush+rec).....	3 rushing by Dominic Richardson • at Oklahoma State (10/22/2022).....	21 games
4+ total touchdowns (rush+rec).....	3 rushing, 1 receiving by Devin Neal • Kansas (11/13/2021).....	31 games

RUSHING	LAST TIME	SPAN
100-199 yards.....	106 by Justin Marshall • vs. Colorado State (8/31/2024).....	1 game
200-299 yards.....	217 by Kennedy Brooks • vs. Oklahoma (10/9/2021).....	35 games
300+ yards.....	317 by Rashaan Salaam • Colorado (10/1/1994).....	381 games
3+ touchdowns.....	3 by Dominic Richardson • at Oklahoma State (10/22/2022).....	21 games
30+ attempts.....	33 by Leddie Brown • at West Virginia (11/20/2021).....	30 games
50-59 yard run.....	51 by Jaden Nixon • at Oklahoma State (10/22/2022).....	21 games
60-69 yard run.....	62 by Harrison Waylee • Wyoming (9/16/2023).....	13 games
70-79 yard run.....	75 by Kendre Miller • TCU (11/12/2022).....	19 games
80+ yard run.....	81 by Jase McClellan • Alabama (9/10/2022).....	27 games


PASSING	LAST TIME	SPAN
300-399 yards.....	323 by Rocco Becht • at Iowa State (11/18/2023).....	4 games
400+ yards.....	430 by Michael Penix Jr. • vs. Washington (1/1/2024).....	2 games
40-49 attempts.....	42 by Will Howard • Kansas State (11/4/2023).....	6 games
50+ attempts.....	54 by Michael Penix Jr. • vs. Washington (12/29/2022).....	15 games
25+ completions.....	29 by Michael Penix Jr. • vs. Washington (1/1/2024).....	2 games
3+ touchdowns.....	3 by Alan Bowman • vs. Oklahoma State (12/2/2023).....	3 games
4+ touchdowns.....	4 by Will Howard • Kansas State (11/4/2023).....	6 games
5+ touchdowns.....	5 by Alan Bowman • at Texas Tech (9/26/2020).....	48 games
6+ touchdowns.....	6 by Kliff Kingsbury • Texas Tech (11/16/2002).....	275 games
50-59 yard completion.....	52 by Michael Penix Jr. • vs. Washington (1/1/2024).....	2 games
60-69 yard completion.....	66 by Rocco Becht • at Iowa State (11/18/2023).....	4 games
70-79 yard completion.....	77 by Michael Penix Jr. • vs. Washington (1/1/2024).....	2 games
80+ yard completion.....	97 by Sam B. Richardson • Iowa State (10/3/2013).....	133 games

RECEIVING	LAST TIME	SPAN
100-199 yards.....	125 by Rome Odunze, 122 by Ja'Lynn Polk • vs. Washington (1/1/2024).....	2 games
200+ yards.....	222 by Tylan Wallace • vs. Oklahoma State (10/27/2018).....	70 games
2 players w/ 100+ yards.....	125 by Rome Odunze, 122 by Ja'Lynn Polk • vs. Washington (1/1/2024).....	2 games
3 players w/ 100+ yards.....	163 by J. Jefferson, 147 by J. Chase, 123 by T. Marshall • LSU (9/7/2019).....	62 games
10+ receptions.....	11 by Savion Williams • at TCU (11/11/2023).....	6 games
15+ receptions.....	16 by Kevin White • West Virginia (11/8/2014).....	117 games
50-59 yard reception.....	52 by Rome Odunze • vs. Washington (1/1/2024).....	2 games
60-69 yard reception.....	62 by Malik Knowles • at Kansas State (11/5/2022).....	20 games
70-79 yard reception.....	77 by Ja'Lynn Polk • vs. Washington (1/1/2024).....	2 games
80+ yard reception.....	97 by Quenton Bundrage • Iowa State (10/3/2013).....	135 games
3+ touchdowns.....	3 by CeeDee Lamb • vs. Oklahoma (10/12/2019).....	58 games

SPECIAL TEAMS	LAST TIME	SPAN
50-59 yard field goal.....	52 by Dominic Zvada • at Michigan (9/7/2024).....	LAST GAME
60+ yard field goal.....	67 by Steve Little • Arkansas (10/15/1977).....	576 games
Made 3+ field goals.....	3 by Grady Gross • vs. Washington (1/1/2022).....	2 games
Made 7+ PAT's.....	7 by Jacob Borcila • Kansas (11/13/2021).....	31 games
60-69 yard punt.....	61 by James Burnip • at Alabama (9/9/2023).....	14 games
70+ yard Punt.....	85 by Michael Turk • vs. Oklahoma (10/9/2021).....	35 games
Missed PAT.....	by Ben Grogan • at Oklahoma State (10/1/2016).....	99 games
TD on kickoff return.....	91 by Alex Ross • Kansas State (11/9/2019).....	55 games
TD on punt return.....	73 by Jeff Scott • Ole Miss (9/14/2013).....	139 games
2-point conversion.....	Isaiah Bond pass from Jalen Millroe • at Alabama (9/9/2023).....	14 games
Defensive 2-point conversion.....	at Oklahoma State (10/1/2016).....	100 games
Blocked PAT.....	vs. Oklahoma (12/1/2018).....	65 games
Blocked FG.....	by Will Anderson Jr. • Alabama (9/10/2022).....	26 games
Blocked Punt.....	by Shane Porter • Kansas State (11/4/2023).....	7 games
TD on blocked FG.....	71 by Antoine Brooks, Jr. • Maryland (9/2/2017).....	88 games
TD on blocked punt.....	6 by Ghaali Muhammad • Wyoming (9/12/2009).....	191 games
TD on fumbled punt.....	0 yd return by Xavier Martin • at Texas Tech (9/26/2020).....	49 games

DEFENSE	LAST TIME	SPAN
10+ tackles.....	10 by Henry Blackburn • vs. Colorado State (8/31/2024).....	1 game
5+ tackles for loss.....	7 by Ndamukong Suh • vs. Nebraska (12/5/2009).....	179 games
4+ sacks.....	4.5 by Ndamukong Suh • vs. Nebraska (12/5/2009).....	179 games
2+ interceptions.....	2 by Jacob Parrish • Kansas State (11/4/2023).....	6 games
2+ fumble recoveries.....	2 by Ian Campbell • Kansas State (11/11/2006).....	220 games
TD on interception return.....	31 by Jacobee Bryant • Kansas (11/13/2021).....	30 games
TD on fumble return.....	16 by Gabe Hall • Baylor (11/25/2022).....	16 games

# 2024 BOX SCORES

	<b>GAME ONE</b>	
	Aug. 31, 2024   Austin, Texas Attendance: 99,171   TV: ESPN	
<b>COLORADO STATE</b> NR/NR	<b>0</b>	
<b>TEXAS</b> 4/4	<b>52</b>	

Score by Quarters	1	2	3	4	OT	Score
Colorado State	0	0	0	0	-	0
Texas	7	24	14	7	-	52

### Scoring Summary

Qtr	Time	Team	Summary
1st	09:36	TEX	Q. Wisner 3 yd run 4-64 1:43, CSU 0 - TEX 7
2nd	10:56	TEX	B. Auburn 45 yd field goal 4-4 1:45, CSU 0 - TEX 10
	05:50	TEX	M. Golden 1 yd pass from Q. Ewers (B. Auburn kick) 7-70 2:50, CSU 0 - TEX 17
	01:55	TEX	I. Bond 7 yd pass from Q. Ewers (B. Auburn kick) 5-43 1:37, CSU 0 - TEX 24
	00:12	TEX	M. Golden 11 yd pass from Q. Ewers (B. Auburn kick) 5-33 00:46, CSU 0 - TEX 31
3rd	06:47	TEX	J. Gibson 5 yd run (B. Auburn kick) 8-80 03:35, CSU 0 - TEX 38
	02:23	TEX	S. Bolden 5 yd pass from A. Manning (B. Auburn kick) 4-49 01:41, CSU 0 - TEX 45
4th	10:10	TEX	A. Manning 1 yd run (B. Auburn kick) 11-55 04:41, CSU 0 - TEX 52


	CSU	TEX
FIRST DOWNS	11	26
RUSHES-YARDS (NET)	32-118	41-190
PASSING YDS (NET)	74	355
Passes Comp-Att-Int	13-24-2	25-33-1
TOTAL OFFENSE PLAYS-YARDS	56-192	74-545
Fumble Returns-Yards	0-0	2-0
Punt Returns-Yards	7-279	1-39
Kickoff Returns-Yards	1-65	9-578
Interception Returns-Yards	1-0	2-30
Punts (Number-Avg)	7-279	1-39
Fumbles-Lost	0-0	2-0
Penalties-Yards	3-25	3-25
Possession Time	29:17	30:43
Third-Down Conversions	5 of 14	6 of 12
Fourth-Down Conversions	0 of 2	2 of 3
Red-Zone Scores-Chances	0-1	7-7
Sacks By: Number-Yards	1-6	0-0

**RUSHING:** Colorado State-Marshall, Justin 25-106; Brousseau, Jackson 1-8; Holles, Keegan 2-4; Johnson, Kobe 3-2; Turner, Paddy 1-(-2). Texas-Gibson, Jerrick 10-67-1; Blue, Jaydon 11-57; Bond, Isaiah 1-25; Wisner, Quintrevion 5-22-1; Niblett, Ryan 3-12; Gardner, Velton 3-11; Page, Colin 2-4; Manning, Arch 3-0-1; TEAM 2-(-2)

**PASSING:** Colorado State-Fowler-Nicolosi, Brayden 10-18-59-0; Brousseau, Jackson 3-6-15-0. Texas-Ewers, Quinn 20-27-260-3; Manning, Arch 5-6-95-1

**RECEIVING:** Colorado State-Horton, Tory 5-31; Brown II, Vince 2-12; Goffney, Dylan 1-8; Winfield, Armani 1-7; Ross, Jordan 1-7; Holles, Keegan 1-4; Montini, Peter 1-4; Marshall, Justin 1-1. Texas-Wingo, Ryan 4-70; Bond, Isaiah 5-61-1; Cook II, Johntay 3-56; Golden, Matthew 3-50-2; Helm, Hunnar 2-42; Blue, Jaydon 3-37; Wisner, Quintrevion 1-18; Davis, Juan 1-11; Niblack, Amari 1-7; Bolden, Silas 1-5-1; Niblett, Ryan 1-(-2).

**INTERCEPTIONS:** Colorado State-Wilson, Chase 1-0.

	<b>GAME TWO</b>	
	Sept. 7, 2024   Ann Arbor, Michigan Attendance: 111,170   TV: FOX	
<b>TEXAS</b> 3/3	<b>31</b>	
<b>MICHIGAN</b> 10/9	<b>12</b>	

Score by Quarters	1	2	3	4	OT	Score
Texas	7	17	7	0	-	31
Michigan	0	3	3	6	-	12

### Scoring Summary

Qtr	Time	Team	Summary
1st	04:14	TEX	G. Helm 21 yd pass from Q. Ewers (B. Auburn kick) 6-56 3:06, TEX 7 - MICH 0
2nd	13:23	MICH	D. Zvada 37 yd field goal 9-55 5:45, TEX 7 - MICH 3
	08:24	TEX	J. Gibson 7 yd run (B. Auburn kick) 12-76 4:53, TEX 14 - MICH 3
	02:40	TEX	B. Auburn 26 yd field goal 10-29 4:10, TEX 17 - MICH 3
	00:10	TEX	M. Golden 5 yd pass from Q. Ewers (B. Auburn kick) 6-42 00:49, TEX 24 - MICH 3
3rd	05:28	MICH	D. Zvada 37 yd field goal 9-41 4:22, TEX 24 - MICH 6
	02:29	TEX	J. Blue 7 yd pass from Q. Ewers (B. Auburn kick) 6-75 2:49, TEX 31 - MICH 6
4th	01:54	MICH	S. Morgan 31 yd pass from D. Warren 8-78 2:55, TEX 31 - MICH 12

	TEX	MICH
FIRST DOWNS	19	13
RUSHES-YARDS (NET)	32-143	23-80
PASSING YDS (NET)	246	204
Passes Comp-Att-Int	24-36-0	22-33-2
TOTAL OFFENSE PLAYS-YARDS	68-389	56-284
Fumble Returns-Yards	1-2	0-0
Punt Returns-Yards	0-0	1-8
Kickoff Returns-Yards	2-37	4-69
Interception Returns-Yards	2-3	0-0
Punts (Number-Avg)	3-118	2-64
Fumbles-Lost	0-0	1-1
Penalties-Yards	7-45	4-30
Possession Time	31:20	28:40
Third-Down Conversions	10 of 16	3 of 12
Fourth-Down Conversions	0 of 0	2 of 3
Red-Zone Scores-Chances	4-4	1-1
Sacks By: Number-Yards	1-2	0-0

**RUSHING:** Texas-Wingo, Ryan 1-55; Gibson, Jerrick 10-36-1; Wisner, Quintrevion 8-30; Blue, Jaydon 9-22; Ewers, Quinn 4-0. Michigan-Edwards, Donovan 8-41; Mullings, Kalel 6-25; Hall, Benjamin 3-14; Warren, Davis 3-3; Orji, Alex 2-(-1); TEAM 1-(-2)

**PASSING:** Texas-Ewers, Quinn 24-36-246-3. Michigan-Warren, Davis 22-33-204-1

**RECEIVING:** Texas-Helm, Gunnar 7-98-1; Bond, Isaiah 3-51; Golden, Matthew 6-41-1; Blue, Jaydon 6-37-1; Wisner, Quintrevion 2-19. Michigan-Loveland, Colston 8-70; Morgan, Semaj 5-45-1; Charleston, CJ 1-22; O'Leary, Peyton 1-22; Morris, Tyler 2-17; Hall, Benjamin 2-12; Bell, Kendrick 1-7; Klein, Marlin 1-7; Edwards, Donovan 1-2.

**INTERCEPTIONS:** Texas-Williams, Jr., Derek 1-0; Mukuba, Andrew 1-3. Michigan-None.

**FUMBLES:** Texas-None. Michigan-Loveland, Colston 1-1.

# SELECT PLAYERS GAME-BY-GAME STATISTICS

## O DEANDRE MOORE.

WR | 6-0 | 1 | SO-1L  
ANAHEIM, CALIF | ST. JOHN BOSCO

### CAREER HIGHS

Receptions.....	
Receiving Yards.....	
Receiving TDs.....	
Long Reception.....	
All-Purpose Yards.....	
Long Punt Return.....	

### CAREER TOTALS

100-yard receiving games.....	
200-yard receiving games.....	
Multiple receiving TD games.....	
Punt Return TDs.....	

### MOORE'S 2023 GAME-BY-GAME RECEIVING STATS

Date	Opponent	No.	Yds	TD	Long
Sep. 2	Rice	-	-	-	-
Sep. 9	at Alabama	-	-	-	-
Sep. 16	Wyoming	-	-	-	-
Sep. 23	at Baylor	-	-	-	-
Sep. 30	Kansas	-	-	-	-
Oct. 7	vs. Oklahoma	-	-	-	-
Oct. 21	at Houston	-	-	-	-
Oct. 28	BYU	-	-	-	-
Nov. 4	Kansas State	-	-	-	-
Nov. 11	at TCU	-	-	-	-
Nov. 18	at Iowa State	-	-	-	-
Nov. 24	Texas Tech	-	-	-	-
Dec. 2	vs. Oklahoma State	-	-	-	-
Jan. 1	vs. Washington	-	-	-	-

### MOORE'S 2024 GAME-BY-GAME KICK RETURN STATS

Date	Opponent	Att.	Yds	TD	Long
Aug. 31	Colorado State	0	15	0	15

### MOORE'S CAREER RECEIVING STATS

Year	G	Rec	Yds	TD	Lg	Rec/G	Avg/C	Avg/G
2023	10	0	15	0	15	0	0	1.5
2024	2	0	0	0	0	0	0	0
<b>Career</b>	<b>12</b>	<b>0</b>	<b>15</b>	<b>0</b>	<b>15</b>	<b>0</b>	<b>0</b>	<b>1.3</b>

## O ANTHONY HILL JR.

LB | 6-3 | 235 | SO-1L  
DENTON, TEXAS | RYAN

### CAREER HIGHS

Tackles.....	8, twice, last at TCU (2023)
Solo tackles.....	5, three times, last at TCU (2023)
Tackles for loss.....	2.0, at Alabama (2023)
Sacks.....	2.0, at Alabama (2023)
Interceptions.....	None
Pass breakups.....	1, vs. Oklahoma (2023)
Forced fumbles.....	None
Fumbles recovered.....	None
Blocked kicks.....	None

### CAREER TOTALS

Games with 5-plus tackles....	9, last vs. Oklahoma St. (2023)
Games with 8-plus tackles.....	2, last at TCU (2023)
Games with 10-plus tackles.....	None

### HILL'S 2023 GAME-BY-GAME DEFENSIVE STATS

Date	Opponent	TKL(Solo)	TFL	Sacks	Int	PBU	FF	FR	Bik
Sep. 2	Rice	1 (1)	0.0	0.0	0	0	0	0	0
Sep. 9	at Alabama	6 (4)	2.0	2.0	0	0	0	0	0
Sep. 16	Wyoming	3 (2)	0.0	0.0	0	0	0	0	0
Sep. 23	at Baylor	6 (5)	0.0	0.0	0	0	0	0	0
Sep. 30	Kansas	1 (0)	0.0	0.0	0	0	0	0	0
Oct. 7	vs. Oklahoma	8 (5)	1.5	1.0	0	1	0	0	0
Oct. 21	at Houston	5 (2)	0.5	0.0	0	0	0	0	0
Oct. 28	BYU	5 (1)	1.0	0.0	0	1	0	0	0
Nov. 4	Kansas State	4 (1)	0.0	0.0	0	0	0	0	0
Nov. 11	at TCU	8 (5)	0.0	0.0	0	0	0	0	0
Nov. 18	at Iowa State	6 (4)	0.5	0.0	0	0	0	0	0
Nov. 24	Texas Tech	4 (2)	1.0	1.0	0	0	0	0	0
Dec. 2	vs. Ok. State	6 (4)	1.0	1.0	0	0	1	0	0
Jan. 1	vs. Washington	4(2)	0.5	0.0	0	0	0	0	0

### HILL'S 2024 GAME-BY-GAME DEFENSIVE STATS

Date	Opponent	TKL(Solo)	TFL	Sacks	Int	PBU	FF	FR	Bik
Aug. 31	Colorado State	5(3)	1.0	0.0	0	0	0	0	0
Sep. 7	at Michigan	6(2)	0.5	0.0	0	0	0	0	0
0	0								

### HILL'S CAREER DEFENSIVE STATS

Year	G	Tkl	Solo	TFL-Yds	Sack-Yds	Int	PBU	FF	FR	Bik
2023	14	67	40	8.0-31	5.0-27	0	2	1	0	0
2024	2	11	5	1.5-3	0-0	0	0	0	0	0
<b>Career</b>	<b>16</b>	<b>78</b>	<b>45</b>	<b>9.5-34</b>	<b>5.0-27</b>	<b>0</b>	<b>2</b>	<b>1</b>	<b>0</b>	<b>0</b>

## 1 JOHNTAY COOK II

WR | 6-0 | 185 | SO-1L  
DESOTO, TEXAS | DESOTO

### CAREER HIGHS

Receptions.....	2, Rice (2023)
Receiving Yards.....	56, Colorado St. (2024)
Receiving TDs.....	
Long Reception.....	40, vs. Colorado St (2024)
All-Purpose Yards.....	51, Baylor (2023)
Long Punt Return.....	

### CAREER TOTALS

100-yard receiving games.....	
200-yard receiving games.....	
Multiple receiving TD games.....	
Punt Return TDs.....	

### COOK II'S 2023 GAME-BY-GAME RECEIVING STATS

Date	Opponent	No.	Yds	TD	Long
Sep. 2	Rice	2	26	0	17
Sep. 9	at Alabama	-	-	-	-
Sep. 16	Wyoming	-	-	-	-
Sep. 23	at Baylor	1	51	0	51
Sep. 30	Kansas	1	26	0	26
Oct. 7	vs. Oklahoma	-	-	-	-
Oct. 21	at Houston	-	-	-	-
Oct. 28	BYU	-	-	-	-
Nov. 4	Kansas State	1	7	0	24
Nov. 11	at TCU	1	-3	0	-3
Nov. 18	at Iowa State	-	-	-	-
Nov. 24	Texas Tech	1	17	0	17
Dec. 2	vs. Oklahoma State	1	12	0	12
Jan. 1	vs. Washington	-	-	-	-

### COOK II'S 2023 GAME-BY-GAME RECEIVING STATS

Date	Opponent	No.	Yds	TD	Long
Aug. 31	Colorado State	3	56	0	40
Sep. 7	at Michigan	0	0	0	0

### COOK II'S CAREER RECEIVING STATS

Year	G	Rec	Yds	TD	Lg	Rec/G	Avg/C	Avg/G
2023	14	8	136	0	51	0.6	17.0	9.7
2024	2	3	56	0	40	1.5	18.7	28.0
<b>Career</b>	<b>16</b>	<b>11</b>	<b>192</b>	<b>0</b>	<b>51</b>	<b>0.7</b>	<b>17.5</b>	<b>12.0</b>



# SELECT PLAYERS GAME-BY-GAME STATISTICS

## 2 MATTHEW GOLDEN

WR | 6-0 | 195 | JR-TR  
HOUSTON, TEXAS | KLEIN CAIN

### CAREER HIGHS

Receptions.....9, Sam Houston State (2023)  
Receiving Yards.....127, East Carolina (2022)  
Receiving TDs.....2, 4x (last vs. Colorado State in 2024)  
Long Reception.....44, Tempe (2022)  
All-Purpose Yards.....188, TCU (2023)  
Long Punt Return.....

### CAREER TOTALS

100-yard receiving games.....2, last vs. East Carolina (2022)  
200-yard receiving games.....  
Multiple receiving TD games.....4, last vs. Colorado State (2024)  
Punt Return TDs.....

### GOLDEN'S 2024 GAME-BY-GAME RECEIVING STATS

Date	Opponent	No.	Yds	TD	Long
Aug. 31	Colorado State	3	50	2	38
Sep. 7	at Michigan	6	41	1	20

### GOLDEN'S 2023 GAME-BY-GAME RECEIVING STATS

Date	Opponent	No.	Yds	TD	Long
Sep. 2	UTSA	4	36	1	12
Sep. 9	Rice	5	60	2	39
Sep. 16	TCU	4	56	0	21
Sep. 23	SHSU	9	92	1	34
Sep. 30	Texas Tech	2	17	0	10
Oct. 12	West Virginia	3	34	0	16
Oct. 21	Texas	7	88	2	32
Oct. 28	Kansas State	3	6	0	4
Nov. 4	Baylor	1	15	0	15

### GOLDEN'S 2022 GAME-BY-GAME RECEIVING STATS

Date	Opponent	No.	Yds	TD	Long
Sep. 3	UTSA	2	46	0	37
Sep. 10	Texas Tech	2	25	1	15
Sep. 17	Kansas	3	26	0	15
Sep. 24	Rice	4	49	1	19
Sep. 30	Tulane	2	32	0	18
Oct. 7	Memphis	4	55	0	25
Nov. 5	SMU	5	105	1	42
Nov. 12	Temple	3	60	1	44
Nov. 19	East Carolina	8	127	2	26
Nov. 26	Tulsa	3	42	1	27
Dec. 23	Louisiana	2	17	0	13

### GOLDEN'S CAREER RECEIVING STATS

Year	G	Rec	Yds	TD	Lg	Rec/G	Avg/C	Avg/G
2022	11	36	567	7	44	3.27	10.6	51.5
2023	9	38	404	6	39	4.2	10.6	44.8
2024	2	9	91	3	38	4.5	10.1	45.5
<b>Career</b>	<b>22</b>	<b>83</b>	<b>1,062</b>	<b>16</b>	<b>121</b>	<b>3.8</b>	<b>13.0</b>	<b>49.4</b>

## 3 QUINN EWERS

QB | 6-2 | 210 | JR-2L  
SOUTHLAKE, TEXAS | CARROLL/OHIO STATE

### CAREER HIGHS

Completions.....35, vs. Oklahoma State (2023)  
Attempts.....49, at Oklahoma State (2022)  
Passing Yards.....452, vs. Oklahoma State (2023)  
Passing TDs.....4, twice, last vs. Oklahoma State (2023)  
Long Pass.....73, at TCU (2023)  
Carries.....8, three times, last vs. Washington (2023)  
Rushing Yards.....54, vs. Washington (2023)  
Rushing TDs.....2, Kansas (2023)  
Long Rush.....30, Kansas (2023)  
Total Offense.....458, vs. Oklahoma State (2023)  
Total TDs.....4, three times, last vs. Oklahoma State (2023)

### CAREER TOTALS

200-yard passing games.....16, last vs. Michigan (2024)  
300-yard passing games.....8, vs. Washington (2023)  
400-yard passing games.....1, vs. Oklahoma State (2023)  
Multiple pass TD games.....13, last vs. Michigan (2024)  
70-yard rushing games.....None  
Games with pass and rush TD.....4, last vs. Kansas (2023)  
Record as a starter.....18-6 (.750)

### EWERS' 2022 GAME-BY-GAME PASSING STATS

Date	Opponent	Comp	Att	INT	Yds	TD	Long	Sack
Sep. 3	ULM	16	24	1	225	2	43	1
Sep. 10	Alabama	9	12	0	134	0	46	0
Sep. 17	UTSA				DNP			
Sep. 24	at Texas Tech				DNP			
Oct. 1	West Virginia				DNP			
Oct. 8	vs. Oklahoma	21	31	1	289	4	38	0
Oct. 15	Iowa State	17	26	0	172	3	26	0
Oct. 22	at Oklahoma State	19	49	3	319	2	41	1
Nov. 5	at Kansas State	18	31	0	197	2	21	0
Nov. 12	TCU	17	39	1	171	0	25	2
Nov. 19	at Kansas	12	21	0	107	1	24	0
Nov. 25	Baylor	12	16	0	194	0	37	5
Dec. 29	vs. Washington+	31	47	0	369	1	49	2

### EWERS' 2022 GAME-BY-GAME RUSHING STATS

Date	Opponent	Att	Yds	TD	Long	Avg
Sep. 3	ULM	1	-9	0	0	-9.0
Sep. 10	Alabama	0	0	0	0	0.0
Sep. 17	UTSA					DNP
Sep. 24	at Texas Tech					DNP
Oct. 1	West Virginia					DNP
Oct. 8	vs. Oklahoma	2	17	0	16	8.5
Oct. 15	Iowa State	2	-13	0	3	-6.5
Oct. 22	at Oklahoma State	1	-1	0	0	0.0
Nov. 5	at Kansas State	1	0	0	0	0.0
Nov. 12	TCU	5	-15	0	3	-3.0
Nov. 19	at Kansas	2	11	0	7	5.5
Nov. 25	Baylor	6	-48	1	3	-8.0
Dec. 29	vs. Washington+	4	6	0	13	1.5

### EWERS' 2023 GAME-BY-GAME PASSING STATS

Date	Opponent	Comp	Att	INT	Yds	TD	Long	Sack
Sep. 2	Rice	19	30	0	260	3	44	2
Sep. 9	at Alabama	24	38	0	349	3	50	0
Sep. 16	Wyoming	11	21	0	131	2	44	1
Sep. 23	at Baylor	18	23	0	293	1	51	3
Sep. 30	Kansas	25	35	1	325	1	39	2
Oct. 7	vs. Oklahoma	31	37	2	346	1	39	5
Oct. 21	at Houston	23	29	0	211	2	42	3
Oct. 28	BYU				DNP			
Nov. 4	Kansas State				DNP			
Nov. 11	at TCU	22	33	1	317	1	73	0
Nov. 18	at Iowa State	23	33	0	281	2	31	4
Nov. 24	Texas Tech	17	26	1	196	1	23	3
Dec. 2	vs. Oklahoma St.	35	46	1	452	4	62	1
Jan. 1	vs. Washington	24	43	0	318	1	41	2

### EWERS' 2023 GAME-BY-GAME PASSING STATS

Date	Opponent	Comp	Att	INT	Yds	TD	Long	Sack
Sep. 2	Rice	19	30	0	260	3	44	2
Sep. 9	at Alabama	24	38	0	349	3	50	0
Sep. 16	Wyoming	11	21	0	131	2	44	1
Sep. 23	at Baylor	18	23	0	293	1	51	3
Sep. 30	Kansas	25	35	1	325	1	39	2
Oct. 7	vs. Oklahoma	31	37	2	346	1	39	5
Oct. 21	at Houston	23	29	0	211	2	42	3
Oct. 28	BYU				DNP			
Nov. 4	Kansas State				DNP			
Nov. 11	at TCU	22	33	1	317	1	73	0
Nov. 18	at Iowa State	23	33	0	281	2	31	4
Nov. 24	Texas Tech	17	26	1	196	1	23	3
Dec. 2	vs. Oklahoma St.	35	46	1	452	4	62	1
Jan. 1	vs. Washington	24	43	0	318	1	41	2

### EWERS' 2023 GAME-BY-GAME RUSHING STATS

Date	Opponent	Att	Yds	TD	Long	Avg
Sep. 2	Rice	8	12	1	16	1.5
Sep. 9	at Alabama	3	11	0	11	3.7
Sep. 16	Wyoming	2	-5	1	5	-2.5
Sep. 23	at Baylor	5	16	1	29	3.2
Sep. 30	Kansas	7	40	2	30	5.7
Oct. 7	vs. Oklahoma	8	-14	0	6	-1.8
Oct. 21	at Houston	6	-7	0	6	-1.2
Oct. 28	BYU					DNP
Nov. 4	Kansas State					DNP
Nov. 11	at TCU	1	0	0	0	0.0
Nov. 18	at Iowa State	4	-25	0	0	0.0
Nov. 24	Texas Tech	4	-13	0	0	0.0
Dec. 2	vs. Oklahoma St.	3	6	0	10	2.0
Jan. 1	vs. Washington	8	54	0	21	6.8

### EWERS' 2024 GAME-BY-GAME PASSING STATS

Date	Opponent	Comp	Att	INT	Yds	TD	Long	Sack
Aug. 31	Colorado State	20	27	1	260	3	38	1
Sep. 7	at Michigan	24	36	0	246	3	33	0

### EWERS' 2024 GAME-BY-GAME RUSHING STATS

Date	Opponent	Att	Yds	TD	Long	Avg
Aug. 31	Colorado State	1	17	0	0	0.7
Sep. 7	at Michigan	4	0	0	8	-3.0

### EWERS' CAREER PASSING STATS

Year	G	Comp	Att	Int	Yds	TD	Lg	Pct	Avg/PAvg/G	Effic
2022	10	172	296	6	2,177	15	49	58.1	7.4	217.7
2023	12	272	394	6	3,479	22	73	69.0	8.8	289.9
2024	2	44	63	1	506	6	38	0.70	11.5	253
<b>Career</b>	<b>24</b>	<b>488</b>	<b>753</b>	<b>13</b>	<b>6162</b>	<b>43</b>	<b>73</b>	<b>64.3</b>	<b>8.2</b>	<b>256.1</b>

### EWERS' CAREER RUSHING STATS

Year	G	Att	Yds	TD	Lg	Avg/C	Avg/G
2022	10	24	-52	1	16	-2.2	-5.2

# SELECT PLAYERS GAME-BY-GAME STATISTICS

2023	12	59	75	5	30	1.3	6.3
2024	1	1	-6	0	0	-6.0	-6.0
<b>Career</b>	<b>24</b>	<b>88</b>	<b>17</b>	<b>6</b>	<b>30</b>	<b>0.2</b>	<b>0.7</b>

## 3 JAYLON GUILBEAU

DB | 6-0 | 190 | JR-1L  
PORT ARTHUR, TEXAS | MEMORIAL

### CAREER HIGHS

Tackles	8, Colorado St (2024)
Solo tackles	3, Oklahoma St. (2022)
Tackles for loss	1.0-1, Michigan (2024)
Sacks	None
Interceptions	None
Pass breakups	1, Michigan (2024)
Forced fumbles	None
Fumbles recovered	None
Blocked kicks	None

### CAREER TOTALS

Games with 5-plus tackles	2x, last vs. Michigan (2024)
Games with 8-plus tackles	1, Colorado State (2024)
Games with 10-plus tackles	

### GUILBEAU'S 2022 GAME-BY-GAME DEFENSIVE STATS

Date	Opponent	TKL(Solo)	TFL	Sacks	Int	PBU	FF	FR	Bik
Sep. 3	ULM	1	0.0	0.0	0	0	0	0	0
Sep. 10	Alabama	0	0.0	0.0	0	0	0	0	0
Sep. 17	UTSA	4(2)	0.0	0.0	0	0	0	0	0
Sep. 24	at Texas Tech	2	0.0	0.0	0	0	0	0	0
Oct. 1	West Virginia	1	0.0	0.0	0	0	0	0	0
Oct. 8	vs. Oklahoma	1	0.0	0.0	0	0	0	0	0
Oct. 15	Iowa State	3(2)	0.0	0.0	0	0	0	0	0
Oct. 22	at Oklahoma St.	5(3)	0.0	0.0	0	0	0	0	0
Nov. 5	at Kansas State	0	0.0	0.0	0	0	0	0	0
Nov. 12	TCU	0	0.0	0.0	0	0	0	0	0
Nov. 19	at Kansas	0	0.0	0.0	0	0	0	0	0
Nov. 25	Baylor	0	0.0	0.0	0	0	0	0	0
Dec. 29	vs. Washington+	0	0.0	0.0	0	0	0	0	0

### GUILBEAU'S 2023 GAME-BY-GAME DEFENSIVE STATS

Date	Opponent	TKL(Solo)	TFL	Sacks	Int	PBU	FF	FR	Bik
Sep. 2	Rice	2(1)	0.0	0.0	0	0	0	0	0
Sep. 9	at Alabama	0(0)	0.0	0.0	0	0	0	0	0
Sep. 16	Wyoming	0(0)	0.5	0.0	0	0	0	0	0
Sep. 23	at Baylor	0(0)	0.0	0.0	0	0	0	0	0
Sep. 30	Kansas	0(0)	1.0	0.0	0	0	0	0	0
Oct. 7	vs. Oklahoma	0(0)	1.0	0.0	0	0	0	0	0
Oct. 21	at Houston	2(2)	0.0	0.0	0	0	0	0	0
Oct. 28	BYU	1(0)	2.0	0.0	0	0	0	0	0
Nov. 4	Kansas State	0(0)	0.0	0.0	0	0	0	0	0
Nov. 11	at TCU	3(2)	0.0	0.0	0	0	0	0	0
Nov. 18	at Iowa State	0(0)	0.0	0.0	0	0	0	0	0
Nov. 24	Texas Tech	0(0)	0.0	0.0	0	0	0	0	0
Dec. 2	vs. Ok. State	0(0)	0.0	0.0	0	0	0	0	0
Jan. 1	vs. Washington	0(0)	0.0	0.0	0	0	0	0	0

### GUILBEAU'S 2024 GAME-BY-GAME DEFENSIVE STATS

Date	Opponent	TKL(Solo)	TFL	Sacks	Int	PBU	FF	FR	Bik
Aug. 31	Colorado State	8(2)	0.0	0.0	0	0	0	0	0
Sep 7	at Michigan	5(2)	1.0	0.0	0	0	0	0	0

### GUILBEAU'S CAREER DEFENSIVE STATS

Year	G	Tkl	Solo	TFL-Yds	Sack-Yds	Int	PBU	FF	FR	Bik
2022	8	19	8	0.5-1	0	0	0	0	0	0
2023	8	7	4	1-2	0	0	0	0	0	0
2024	2	8	4	1-1	0	0	0	0	0	0
0	1									
<b>Career</b>	<b>18</b>	<b>39</b>	<b>12</b>	<b>1.5-3</b>	<b>0.0</b>	<b>0</b>	<b>0</b>	<b>0</b>	<b>0</b>	<b>1</b>

## 4 ANDREW MUKUBA

DB | 6-0 | 190 | SR-TR  
AUSTIN, TEXAS | LBJ EARLY COLLEGE/CLEMSON

### CAREER HIGHS

Tackles	10, NC State (2021)
Solo tackles	7, 2x last vs. Duke (2023)
Tackles for loss	1.5, Notre Dame (2023)
Sacks	1, Louisville (2022)
Interceptions	1, 2x last vs. Michigan (2024)
Pass breakups	2, 3x, last vs. Michigan (2024)
Forced fumbles	None
Fumbles recovered	None
Blocked kicks	None

### CAREER TOTALS

Games with 5-plus tackles	14, last vs. Notre Dame (2023)
Games with 8-plus tackles	3, last vs. Wake Fores (2021)
Games with 10-plus tackles	1, vs. NC State (2021)

### MUKUBA'S 2023 GAME-BY-GAME DEFENSIVE STATS

Date	Opponent	TKL(Solo)	TFL	Sacks	Int	PBU	FF	FR	Bik
Sep. 4	Duke	0	0.5	0.0	0	1	0	1	0
Sep. 23	Florida State	2(2)	0.0	0.0	0	1	0	0	0
Sep. 30	Syracuse	5(3)	0.0	0.0	0	1	0	0	0
Oct. 7	Wake Forest	4(2)	0.0	0.0	0	0	0	0	0
Oct. 21	Miami (FL)	6(4)	0.0	0.0	0	0	0	0	0
Oct. 28	NC State	3(2)	0.0	0.0	0	0	0	0	0
Nov. 4	Notre Dame	6(4)	1.5	0.0	0	1	0	0	0
Nov. 11	Georgia Tech	4(3)	0.0	0.0	0	0	0	0	0
Nov. 18	North Carolina	4(4)	0.0	0.0	0	0	0	0	2
Nov. 25	South Carolina	1(1)	0.0	0.0	0	0	0	0	0

### MUKUBA'S 2024 GAME-BY-GAME DEFENSIVE STATS

Date	Opponent	TKL(Solo)	TFL	Sacks	Int	PBU	FF	FR	Bik
Aug. 31	Colorado State	2(1)	0.0	0.0	0	0	0	0	0
Sep. 7	at Michigan	4(3)	0-0	0.0	1	0	0	0	0

### MUKUBA'S CAREER DEFENSIVE STATS

Year	G	Tkl	Solo	TFL-Yds	Sack-Yds	Int	PBU	FF	FR	Bik
2021	13	47	30	2	1	0	7	0	0	0
2022	12	54	32	0.5	0	1	4	0	0	0
2023	10	42	28	2	0	0	6	0	1	0
2024	2	4	3	0	0	1	0	0	0	1
<b>Career</b>	<b>37</b>	<b>147</b>	<b>93</b>	<b>4.5</b>	<b>1.0</b>	<b>1</b>	<b>17</b>	<b>0</b>	<b>1</b>	<b>1</b>

# SELECT PLAYERS GAME-BY-GAME STATISTICS

## 5 MALIK MUHAMMAD

DB | 6-0 | 181 | FR-HS  
DESOTO TEXAS | SOUTH OAK CLIFF

### CAREER HIGHS

Tackles.....	5, Rice (2023)
Solo tackles.....	5, Rice (2023)
Tackles for loss.....	None
Sacks.....	None
Interceptions.....	1, Texas Tech (2023)
Pass breakups.....	1, 4x, last vs. Colorado State (2024)
Forced fumbles.....	None
Fumbles recovered.....	None
Blocked kicks.....	None

### CAREER TOTALS

Games with 5-plus tackles.....	1, Rice (2023)
Games with 8-plus tackles.....	None
Games with 10-plus tackles.....	None

### MUHAMMAD'S 2023 GAME-BY-GAME DEFENSIVE STATS

Date	Opponent	TKL(Solo)	TFL	Sacks	Int	PBU	FF	FR	Blk
Sep. 2	Rice	5 (5)	0.0	0.0	0	1	0	0	0
Sep. 9	at Alabama	1 (1)	0.0	0.0	0	0	0	0	1
Sep. 16	Wyoming	1 (1)	0.0	0.0	0	0	0	0	0
Sep. 23	at Baylor	4 (4)	0.0	0.0	0	1	0	0	0
Sep. 30	Kansas	1 (0)	0.0	0.0	0	0	0	0	0
Oct. 7	vs. Oklahoma	0 (0)	0.0	0.0	0	0	0	0	0
Oct. 21	at Houston	3 (2)	0.0	0.0	0	0	0	0	0
Oct. 28	BYU	2 (0)	0.0	0.0	0	0	0	0	0
Nov. 4	Kansas State	1 (0)	0.0	0.0	0	0	0	0	0
Nov. 11	at TCU	1 (0)	0.0	0.0	0	0	0	0	0
Nov. 18	at Iowa State	2 (1)	0.0	0.0	0	0	0	0	0
Nov. 24	Texas Tech	3 (1)	0.0	0.0	1	0	0	0	0
Dec. 2	vs. Ok. State	4 (4)	0.0	0.0	0	1	0	0	0
Jan. 1	vs. Washington	3 (2)	0.0	0.0	0	0	0	0	0

### MUHAMMAD'S 2024 GAME-BY-GAME DEFENSIVE STATS

Date	Opponent	TKL(Solo)	TFL	Sacks	Int	PBU	FF	FR	Blk
Aug. 31	Colorado State	2 (2)	0.0	0.0	0	0	0	0	0
Sep. 7	at Michigan	3(2)	0.0	0.0	0	0	0	0	0

### MUHAMMAD'S CAREER DEFENSIVE STATS

Year	G	TKL	Solo	TFL	Yds	Sack	Yds	Int	PBU	FF	FR	Blk
2023	14	31	21	0.0-0	0.0-0	1	3	0	0	0	0	0
2024	2	5	4	0.0-0	0.0-0	0	0	0	0	0	0	0
<b>Career</b>	<b>16</b>	<b>36</b>	<b>25</b>	<b>0.0-0</b>	<b>0.0-0</b>	<b>1</b>	<b>3</b>	<b>0</b>	<b>0</b>	<b>0</b>	<b>0</b>	<b>0</b>

## 5 RYAN WINGO

WR | 6-2 | 210 | FR-HS  
ST. LOUIS, MO | ST. LOUIS UNIVERSITY

### CAREER HIGHS

Receptions.....	4, Colorado State (2024)
Receiving Yards.....	70, Colorado State (2024)
Receiving TDs.....	
Long Reception.....	30, Colorado St.(2024)
All-Purpose Yards.....	70, Colorado State (2024)
Long Punt Return.....	
Long Rush.....	55, Michigan (2024)
Rushing Yards.....	55, Michigan (2024)

### CAREER TOTALS

100-yard receiving games.....	
200-yard receiving games.....	
Multiple receiving TD games.....	
Punt Return TDs.....	

### WINGO'S 2024 GAME-BY-GAME RECEIVING STATS

Date	Opponent	No.	Yds	TD	Long
Aug. 31	Colorado State	4	70	0	30
Sep. 7	at Michigan	4	0	0	0

### WINGO'S CAREER RECEIVING STATS

Year	G	Rec	Yds	TD	Lg	Rec/G	Avg/C	Avg/G
2024	2	4	70	0	30	2.0	17	35.0
<b>Career</b>	<b>2</b>	<b>4</b>	<b>70</b>	<b>0</b>	<b>30</b>	<b>2.0</b>	<b>17</b>	<b>35.0</b>

## 7 JAHDAE BARRON

DB | 5-11 | 200 | SR-4L  
ROUND ROCK, TEXAS | CONNALLY

### CAREER HIGHS

Tackles.....	12, at Oklahoma State (2022)
Solo tackles.....	8, TCU (2022)
Tackles for loss.....	3.5, TCU (2022)
Sacks.....	1.0, Baylor(2022)
Interceptions.....	1, 4x, last vs. Colorado State (2024)
Pass breakups.....	2, vs. Oklahoma State (2023)
Forced fumbles.....	1, Iowa State (2022)
Fumbles recovered.....	1, 3x, last at Michigan (2024)

### CAREER TOTALS

Games with 5-plus tackles.....	13, last vs. Washington (2023)
Games with 8-plus tackles.....	5, last vs. Oklahoma (2023)
Games with 10-plus tackles.....	5, last vs. Oklahoma (2023)

### BARRON'S 2020 GAME-BY-GAME DEFENSIVE STATS

Date	Opponent	TKL(Solo)	TFL	Sacks	Int	PBU	FF	FR	Blk
Sep. 12	UTEP	2 (2)	0.0	0.0	0	1	0	0	0
Sep. 26	at Texas Tech	0 (0)	0.0	0.0	0	0	0	0	0
Oct. 3	TCU	0 (0)	0.0	0.0	0	0	0	0	0
Oct. 10	vs. Oklahoma	0 (0)	0.0	0.0	0	0	0	0	0
Oct. 24	Baylor			DNP					
Oct. 31	at Oklahoma State			DNP					
Nov. 7	West Virginia			DNP					
Nov. 27	Iowa State			DNP					
Dec. 5	at Kansas State			DNP					
Dec. 12	at Kansas			Canceled					
Dec. 29	vs. Colorado#	1 (1)	0.0	0.0	0	0	0	0	0

### BARRON'S 2021 GAME-BY-GAME DEFENSIVE STATS

Date	Opponent	TKL(Solo)	TFL	Sacks	Int	PBU	FF	FR	Blk
Sep. 4	Louisiana	2 (0)	0.0	0.0	0	0	0	0	0
Sep. 11	at Arkansas	1 (1)	0.0	0.0	0	0	0	0	0
Sep. 18	Rice			DNP					
Sep. 25	Texas Tech			DNP					
Oct. 2	at TCU			DNP					
Oct. 9	vs. Oklahoma	1 (1)	0.0	0.0	0	0	0	0	0
Oct. 16	Oklahoma State	1 (1)	0.0	0.0	0	1	0	0	0
Oct. 30	at Baylor	1 (0)	0.0	0.0	0	0	0	0	0
Nov. 6	at Iowa State	3 (3)	0.0	0.0	0	0	1	0	0
Nov. 13	Kansas	2 (1)	0.0	0.0	0	1	0	0	0
Nov. 20	at West Virginia	4 (2)	1.0	0.0	0	1	0	0	0
Nov. 26	Kansas State	3 (3)	0.0	0.0	0	0	0	0	0

### BARRON'S 2022 GAME-BY-GAME DEFENSIVE STATS

Date	Opponent	TKL(Solo)	TFL	Sacks	Int	PBU	FF	FR	Blk
Sep. 3	ULM	1 (0)	0.0	0.0	0	0	0	0	0
Sep. 10	Alabama	4 (2)	0.5	0.0	0	0	0	0	0
Sep. 17	UTSA	6 (3)	0.0	0.0	1	0	0	0	0
Sep. 24	at Texas Tech	10 (6)	2.0	0.0	0	0	0	0	0
Oct. 1	West Virginia	6 (5)	1.0	0.0	0	0	0	0	0
Oct. 8	vs. Oklahoma	6 (3)	0.5	0.0	1	0	0	0	0
Oct. 15	Iowa State	3 (1)	0.0	0.0	0	0	0	0	0
Oct. 22	at Oklahoma St.	12 (6)	1.5	0.0	0	0	0	0	0
Nov. 5	at Kansas State	3 (3)	0.0	0.0	0	1	0	0	0
Nov. 12	TCU	11 (8)	3.5	0.0	0	0	0	1	0
Nov. 19	at Kansas	4 (1)	0.5	0.0	0	0	0	0	0
Nov. 25	Baylor	5 (2)	2.0	1.0	0	1	0	0	0
Dec. 29	vs. Washington+	7 (3)	0.0	0.0	0	0	0	0	0

### BARRON'S 2023 GAME-BY-GAME DEFENSIVE STATS

Date	Opponent	TKL(Solo)	TFL	Sacks	Int	PBU	FF	FR	Blk
Sep. 2	Rice	2 (0)	0.0	0.0	0	0	0	0	0
Sep. 9	at Alabama	4 (3)	0.0	0.0	1	0	0	0	0
Sep. 16	Wyoming	11 (6)	0.5	0.0	0	1	0	0	0
Sep. 23	at Baylor	0 (0)	0.0	0.0	0	0	0	0	0
Sep. 30	Kansas	4 (3)	1.0	0.0	0	0	0	1	0
Oct. 7	vs. Oklahoma	11 (5)	1.0	0.0	0	0	0	0	0
Oct. 21	at Houston	3 (2)	0.0	0.0	0	1	0	0	0
Oct. 28	BYU	6 (2)	2.0	0.0	0	1	0	0	0
Nov. 4	Kansas State	1 (1)	0.0	0.0	0	0	0	0	0
Nov. 11	at TCU	5 (4)	0.0	0.0	0	0	0	0	0
Nov. 18	at Iowa State	3 (1)	0.0	0.0	0	0	0	0	0
Nov. 24	Texas Tech	3 (0)	0.0	0.0	0	1	0	0	0
Dec. 2	vs. Ok. State	2 (2)	0.0	0.0	0	2	0	0	0
Jan. 1	vs. Washington	5 (3)	0.0	0.0	0	0	0	0	0

### BARRON'S 2024 GAME-BY-GAME DEFENSIVE STATS

Date	Opponent	TKL(Solo)	TFL	Sacks	Int	PBU	FF	FR	Blk
Aug. 31	Colorado State	1 (0)	0.0	0.0	1	0	0	0	0
Sep. 7	at at Michigan	4(2)	0.0	0.0	0	0	0	1	1



# SELECT PLAYERS GAME-BY-GAME STATISTICS

## BARRON'S CAREER DEFENSIVE STATS

Year	G	Tkl	Solo	TFL-Yds	Sack-Yds	Int	PBU	FF	FR	Blk
2020	5	3	3	0.0-0	0.0-0	0	1	0	0	0
2021	9	18	12	1.0-1	0.0-0	0	3	1	0	0
2022	13	78	43	11.5-32	1.0-6	2	3	0	1	0
2023	14	61	32	4.5-15	0.0-0	1	6	0	1	0
2024	2	5	2	0-0	0.0-0	1	0	0	0	0
<b>Career</b>	<b>43</b>	<b>165</b>	<b>92</b>	<b>17.0-48</b>	<b>1.0-6</b>	<b>4</b>	<b>13</b>	<b>1</b>	<b>3</b>	<b>0</b>

## 7 ISAAH BOND

WR | 5-11 | 180 | JR-TR  
 BUFORD, GA. | BUFORD/ALABAMA

### CAREER HIGHS

Receptions	7, Texas A&M (2023)
Receiving Yards	96, Texas A&M (2023)
Receiving TDs	1, 6x last vs. Colorado State (2024)
Long Reception	51, vs. Baylor (2023)
All-Purpose Yards	53, Arkansas (2022)
Long Punt Return	

### CAREER TOTALS

100-yard receiving games	
200-yard receiving games	
Multiple receiving TD games	
Punt Return TDs	

### BOND'S 2023 GAME-BY-GAME RECEIVING STATS

Date	Opponent	No.	Yds	TD	Long
Sep. 2	Middle Tennessee	5	76	1	47
Sep. 9	Texas	1	34	0	34
Sep. 16	at South Florida	4	42	0	14
Sep. 23	Ole Miss	1	10	0	10
Sep. 30	at Mississippi State	1	17	0	17
Oct. 7	at Texas A&M	7	96	1	52
Oct. 14	Arkansas	1	8	0	8
Oct. 21	Tennessee	3	77	1	46
Nov. 4	LSU	5	60	0	21
Nov. 11	at Kentucky	2	24	0	17
Nov. 18	Chattanooga	4	23	0	10
Nov. 25	Auburn	5	75	1	31
Dec. 2	vs. Georgia	5	79	0	22
Jan. 1	vs. Michigan	4	47	0	29

### BOND'S 2024 GAME-BY-GAME RECEIVING STATS

Date	Opponent	No.	Yds	TD	Long
Aug. 31	Colorado State	5	61	1	23
Sep. 7	at Michigan	3	51	0	33

### BOND'S CAREER RECEIVING STATS

Year	G	Rec	Yds	TD	Lg	Rec/G	Avg/C	Avg/G
2022	10	14	173	1	53	1.4	12.4	17.3
2023	14	48	668	4	52	3.4	13.9	47.7
2024	2	8	112	1	33	5.0	14.0	56.0
<b>Career</b>	<b>24</b>	<b>62</b>	<b>953</b>	<b>6</b>	<b>138</b>	<b>2.6</b>	<b>13.6</b>	<b>35</b>

## 8 TREY MOORE

EDGE | 6-3 | 245 | JR-TR  
 SAN ANTONIO, TEXAS | SMITHSON VALLEY/UTSA

### CAREER HIGHS

Tackles	8, Army (2022)
Solo tackles	6, UAB (2022)
Tackles for loss	3.5, 2x last UAB (2023)
Sacks	3.5, 2x last UAB (2023)
Interceptions	1, North Texas (2023)
Pass breakups	4, North Texas (2022)
Forced fumbles	1, 3x last vs. UAB (2023)
Fumbles recovered	1, 2x last vs. UAB (2023)
Blocked kicks	None

### CAREER TOTALS

Games with 5-plus tackles	10, last vs. East Carolina (2023)
Games with 8-plus tackles	1, Army (2022)
Games with 10-plus tackles	None

### MOORE'S 2023 GAME-BY-GAME DEFENSIVE STATS

Date	Opponent	TKL(Solo)	TFL	Sacks	Int	PBU	FF	FR	Blk
Sep. 2	at Houston	5 (3)	2.0	1.0	0	0	0	0	0
Sep. 9	Texas State	7 (5)	3.0	3.0	0	0	0	0	0
Sep. 15	Army	3 (1)	0.0	0.0	0	0	0	0	0
Sep. 23	at Tennessee	4 (3)	0.0	0.0	0	0	0	0	0
Oct. 7	at Temple	2 (1)	1.5	0.0	0	0	0	0	0
Oct. 14	UAB	5 (4)	3.5	3.5	0	0	1	0	0
Oct. 21	FAU	3 (1)	1.5	1.5	0	0	0	0	0
Oct. 28	East Carolina	7 (5)	3.0	3.0	0	0	0	0	0
Nov. 4	at North Texas	4 (2)	0.0	0.0	1	2	0	0	0
Nov. 11	Rice	2 (2)	2.0	2.0	0	1	0	0	0
Nov. 17	South Florida	2 (2)	1.0	0.0	0	0	0	0	0
Nov. 24	at Tulane	1 (1)	1.0	0.0	0	0	0	0	0

### MOORE'S 2024 GAME-BY-GAME DEFENSIVE STATS

Date	Opponent	TKL(Solo)	TFL	Sacks	Int	PBU	FF	FR	Blk
Aug. 31	Colorado State	1 (1)	0.0	0.0	0	0	0	0	0
Sep. 7	at Michigan	3 (1)	0.0	0.0	0	0	0	0	0

### MOORE'S CAREER DEFENSIVE STATS

Year	G	Tkl	Solo	TFL-Yds	Sack-Yds	Int	PBU	FF	FR	Blk
2021	3	1	0	0.0-0	0.0-0	0	0	0	0	0
2022	14	59	30	18	8	0	6	2	0	0
2023	12	45	30	17.5	14.0	1	4	1	0	0
2024	2	4	1	0.0	0.0-0	0	0	0	0	0
<b>Career</b>	<b>32</b>	<b>109</b>	<b>61</b>	<b>35.5</b>	<b>22</b>	<b>1</b>	<b>10</b>	<b>3</b>	<b>0</b>	<b>0</b>

# SELECT PLAYERS GAME-BY-GAME STATISTICS

## 8 AMARI NIBLACK

TE | 6-4 | 245 | JR-TR

ST. PETERSBURG, FLA. | LAKEWOOD/ALABAMA

### CAREER HIGHS

Receptions.....3, Mississippi State (2023)  
 Receiving Yards.....61, Mississippi State (2023)  
 Receiving TDs.....1, 4x last vs. Kentucky (2023)  
 Long Reception.....39, vs. Texas (2023)

### CAREER TOTALS

100-yard receiving games.....  
 200-yard receiving games.....  
 Multiple receiving TD games.....  
 Punt Return TDs.....

### NIBLACK'S 2023 GAME-BY-GAME RECEIVING STATS

Date	Opponent	No.	Yds	TD	Long
Sep. 2	Middle Tennessee	2	49	1	29
Sep. 9	Texas	2	45	1	39
Sep. 16	at South Florida	0	0	0	0
Sep. 23	Ole Miss	1	3	0	3
Sep. 30	at Mississippi State	3	61	0	23
Oct. 7	at Texas A&M	1	12	1	12
Oct. 14	Arkansas	2	43	0	29
Oct. 21	Tennessee	1	5	1	5
Nov. 4	LSU	0	0	0	0
Nov. 11	at Kentucky	2	38	1	26
Nov. 18	Chattanooga	2	24	0	18
Nov. 25	Auburn	2	24	0	18
Dec. 2	vs. Georgia	1	17	0	17
Jan. 1	vs. Michigan	1	6	0	6

### NIBLACK'S 2024 GAME-BY-GAME RECEIVING STATS

Date	Opponent	No.	Yds	TD	Long
Aug. 31	Colorado State	1	7	0	7
Sep. 7	at Michigan	0	0	0	0

### NIBLACK'S CAREER RECEIVING STATS

Year	G	Rec	Yds	TD	Lg	Rec/G	Avg/C	Avg/G
2022	7	1	15	1	15	0.1	15.0	2.1
2023	14	20	327	4	39	1.4	16.4	23.4
2024	2	1	7	0	7	1.0	7.0	7.0
<b>Career</b>	<b>22</b>	<b>22</b>	<b>342</b>	<b>5</b>	<b>39</b>	<b>1.0</b>	<b>16.3</b>	<b>16.3</b>

## 9 GAVIN HOLMES

DB | 5-11 | 185 | SR-2L

NEW ORLEANS, LA. | ARCHBISHOP RUMMEL/  
WAKE FOREST

### CAREER HIGHS

Tackles.....5, Duke (2022)  
 Solo tackles.....5, Duke (2022)  
 Tackles for loss.....1.0, 3x last vs. North Carolina (2021)  
 Sacks.....None  
 Interceptions.....1, 2x last vs. Rutgers (2021)  
 Pass breakups.....2, 2x last vs. Florida State (2022)  
 Forced fumbles.....1, Duke (2021)  
 Fumbles recovered.....None  
 Blocked kicks.....None

### CAREER TOTALS

Games with 5-plus tackles.....1, Duke (2022)  
 Games with 8-plus tackles.....None  
 Games with 10-plus tackles.....None

### HOLMES' 2023 GAME-BY-GAME DEFENSIVE STATS

Date	Opponent	TKL(Solo)	TFL	Sacks	Int	PBU	FF	FR	Blk
Sep. 2	Rice	1(1)	0.0	0.0	0	0	0	0	0
Sep. 9	at Alabama	1(1)	0.0	0.0	0	0	0	0	1
Sep. 16	Wyoming	0(0)	0.0	0.0	0	0	0	0	0
Sep. 23	at Baylor	4(4)	0.0	0.0	0	0	0	0	0
Sep. 30	Kansas	0(0)	0.0	0.0	0	0	0	0	0
Oct. 7	vs. Oklahoma	3(3)	0.0	0.0	0	0	0	0	0
Oct. 21	at Houston	2(1)	0.0	0.0	0	0	0	0	0
Oct. 28	BYU	2(1)	0.0	0.0	0	0	0	0	0
Nov. 4	Kansas State	1(1)	0.0	0.0	0	0	0	0	0
Nov. 11	at TCU	0(0)	0.0	0.0	0	0	0	0	0
Nov. 18	at Iowa State	0(0)	0.0	0.0	0	0	0	0	0
Nov. 24	Texas Tech	2(1)	0.0	0.0	0	1	0	0	0
Dec. 2	vs. Ok. State	0(0)	0.0	0.0	0	1	0	0	0
Jan. 1	vs. Washington	0(0)	0.0	0.0	0	0	0	0	0

### HOLMES' 2024 GAME-BY-GAME DEFENSIVE STATS

Date	Opponent	TKL(Solo)	TFL	Sacks	Int	PBU	FF	FR	Blk
Aug. 31	Colorado State	2(1)	0.0	0.0	0	0	0	0	0
Sep. 7	at Michigan	0(0)	0.0	0.0	0	0	0	0	0

### HOLMES' CAREER DEFENSIVE STATS

Year	G	Tkl	Solo	TFL-Yds	Sack-Yds	Int	PBU	FF	FR	Blk
2020	3	3	3	0.0-0	0.0-0	1	1	0	0	0
2021	13	19	17	3.0-6	0.0-0	1	5	1	0	0
2022	11	23	16	0.0-0	0.0-0	0	9	0	0	0
2023	14	16	13	0.0-0	0.0-0	0	2	0	0	0
2024	2	2	1	0.5-1	0.0-0	0	0	0	0	0
<b>Career</b>	<b>42</b>	<b>61</b>	<b>49</b>	<b>3.0-6</b>	<b>0.0-0</b>	<b>2</b>	<b>17</b>	<b>0</b>	<b>0</b>	<b>0</b>

## 11 SILAS BOLDEN

WR | 5-8 | 160 | SR-TR

RANCHO CUCAMONGA, CALIF. | RANCHO  
CUCAMONGA/OREGON STATE

### CAREER HIGHS

Receptions.....6, 3x last vs. Utah (2023)  
 Receiving Yards.....100, vs. Utah (2023)  
 Receiving TDs.....1, 9x last vs. Oregon (2023)  
 Long Reception.....50, vs. Washington State (2023)

### CAREER TOTALS

100-yard receiving games.....1, Utah (2023)  
 200-yard receiving games.....  
 Multiple receiving TD games.....  
 Punt Return TDs.....  
 Kick Return TDs.....

### BOLDEN'S 2023 GAME-BY-GAME RECEIVING STATS

Date	Opponent	No.	Yds	TD	Long
Sep. 3	at San Jose State	6	53	0	18
Sep. 9	UC Davis	4	65	1	32
Sep. 16	San Diego State	3	41	0	31
Sep. 23	at Washington State	5	76	0	50
Sep. 30	Utah	6	100	1	40
Oct. 7	at California	3	34	1	18
Oct. 14	UCLA	5	87	1	43
Oct. 28	at Arizona	5	66	0	32
Nov. 4	at Colorado	3	40	0	18
Nov. 11	Stanford	2	36	0	18
Nov. 18	Washington	5	64	0	22
Nov. 25	at Oregon	4	56	1	26
Dec. 29	vs. Notre Dame	3	28	0	12

### BOLDEN'S 2024 GAME-BY-GAME RECEIVING STATS

Date	Opponent	No.	Yds	TD	Long
Aug. 31	Colorado State	1	5	1	5
Sep. 7	at Michigan	0	0	0	0

### BOLDEN'S CAREER RECEIVING STATS

Year	G	Rec	Yds	TD	Lg	Rec/G	Avg/C	Avg/G
2022	7	1	15	1	15	0.1	15.0	2.1
2023	14	20	327	4	39	1.4	16.4	23.4
2024	2	1	5	1	35	1.0	5.0	5.0
<b>Career</b>	<b>22</b>	<b>21</b>	<b>342</b>	<b>5</b>	<b>39</b>	<b>1.0</b>	<b>16.3</b>	<b>16.3</b>

### BOLDEN'S 2023 GAME-BY-GAME RUSHING STATS

Date	Opponent	Att	Yds	TD	Long	Avg
Sep. 3	at San Jose State	0	0	0	0	0
Sep. 9	UC Davis	1	5	0	5	5
Sep. 16	San Diego State	1	18	0	18	18
Sep. 23	at Wash. State	0	0	0	0	0
Sep. 30	Utah	2	53	1	45	26.5
Oct. 7	California	1	11	0	11	11
Oct. 14	UCLA	0	0	0	0	0
Oct. 28	at Arizona	2	2	1	8	2
Nov. 4	at Colorado	1	-3	0	0	-3
Nov. 11	Stanford	0	0	0	0	0
Nov. 18	at Oregon	1	-2	0	0	-2
Dec. 29	vs. Notre Dame	0	0	0	0	0

### BOLDEN'S 2024 GAME-BY-GAME RUSHING STATS

Date	Opponent	Att	Yds	TD	Long	Avg
Aug. 31	Colorado State	0	0	0	0	0
Sep. 7	at Michigan	0	0	0	0	0

# SELECT PLAYERS GAME-BY-GAME STATISTICS

## BOLDEN'S CAREER RUSHING STATS

Year	G	Att	Yds	TD	Lg	Avg/C	Avg/G
2021	10	3	13	0	7	4.3	1.3
2022	13	9	105	2	36	11.7	8.1
2023	13	9	84	2	45	9.3	6.5
2024	2	0	0	0	0	0	0
<b>Career</b>	<b>38</b>	<b>21</b>	<b>202</b>	<b>4</b>	<b>45</b>	<b>9.6</b>	<b>5.6</b>

## BOLDEN'S 2023 GAME-BY-GAME KICK RETURN STATS

Date	Opponent	No.	Yds	TD	Long
Sep. 3	at San Jose State	0	0	0	0
Sep. 9	UC Davis	0	0	0	0
Sep. 16	San Diego State	0	0	0	0
Sep. 23	at Washington State	1	36	0	36
Sep. 30	Utah	0	0	0	0
Oct. 7	at California	2	109	0	59
Oct. 14	UCLA	4	65	0	19
Oct. 28	at Arizona	1	19	0	19
Nov. 4	at Colorado	1	24	0	24
Nov. 11	Stanford	1	15	0	15
Nov. 18	Washington	3	57	0	28
Nov. 25	at Oregon	4	67	0	24
Dec. 29	vs. Notre Dame	0	0	0	0

## BOLDEN'S 2024 GAME-BY-GAME KICK RETURN STATS

Date	Opponent	No.	Yds	TD	Long
Aug. 31	Colorado State	4	34	0	35
Sep. 7	at Michigan	0	0	0	0

## BOLDEN'S CAREER KICK RETURN STATS

Year	G	Att	Yds	TD	Lg	Avg/C	Avg/G
2021	1	1	17	0	17	17	17
2022	13	22	599	0	80	27.2	46.1
2023	13	17	392	0	59	23.1	30.2
2024	1	4	34	0	35	8.5	34.0
<b>Career</b>	<b>27</b>	<b>40</b>	<b>1008</b>	<b>0</b>	<b>80</b>	<b>25.2</b>	<b>37.3</b>

## 15 BILL NORTON

DL | 6-6 | 335 | SR-TR  
MEMPHIS, TENN. | CHRISTIAN BROTHERS/  
GEORGIA/ARIZONA

### CAREER HIGHS

Tackles	6, Utah (2023)
Solo tackles	4, Utah (2023)
Tackles for loss	1.0, 2x last vs. Arizona State (2023)
Sacks	None
Interceptions	None
Pass breakups	None
Forced fumbles	1, 2x last vs. Colorado (2023)
Fumbles recovered	None
Blocked kicks	None

### CAREER TOTALS

Games with 5-plus tackles	None
Games with 8-plus tackles	None
Games with 10-plus tackles	None

### NORTON'S 2023 GAME-BY-GAME DEFENSIVE STATS

Date	Opponent	TKL(Solo)	TFL	Sacks	Int	PBU	FF	FR	Blk
Sep. 2	N. Arizona	3 (1)	1.0	0.0	0	0	0	0	0
Sep. 9	at Miss. State	3(0)	0.0	0.0	0	0	0	0	0
Sep. 16	UTEP	2 (1)	0.0	0.0	0	0	0	0	0
Sep. 23	Stanford	0 (0)	0.0	0.0	0	0	0	0	0
Sep. 30	Washington	2 (0)	0.5	0.0	0	0	0	0	0
Oct. 7	at USC	0 (0)	0.0	0.0	0	0	0	0	0
Oct. 14	at Wash. State	3 (3)	0.0	0.0	0	0	1	0	0
Oct. 28	Oregon State	4 (1)	0.0	0.0	0	1	0	0	0
Nov. 4	UCLA	1 (0)	0.0	0.0	0	0	0	0	0
Nov. 11	at Colorado	3 (2)	0.0	0.0	0	2	1	0	0
Nov. 18	Utah	6 (3)	0.0	0.0	0	0	0	0	0
Nov. 25	at Arizona State	3 (2)	1.0	0.0	0	0	0	0	0
Dec. 28	vs. Oklahoma	2 (1)	0.0	0.0	0	0	0	0	0

### NORTON'S 2024 GAME-BY-GAME DEFENSIVE STATS

Date	Opponent	TKL(Solo)	TFL	Sacks	Int	PBU	FF	FR	Blk
Aug. 31	Colorado State	0(0)	0.0	0.0	0	0	0	0	0
Sep. 7	at Michigan	0(0)	0.0	0.0	0	0	0	0	0

### NORTON'S CAREER DEFENSIVE STATS

Year	G	Tkl	Solo	TFL-Yds	Sack-Yds	Int	PBU	FF	FR	Blk
2019	3	4	2	1.0-1	0.0-0	0	0	0	0	0
2020	4	1	0	0.5-1	0.0-0	0	0	0	0	0
2021	6	4	0	1.0-4	0.0-0	0	0	0	0	0
2022	2	3	3	0-0	0.0-0	0	0	0	0	0
2023	13	44	19	2.5-5	0.0-0	0	3	2	0	0
2024	2	-	-	-	-	-	-	-	-	-
<b>Career</b>	<b>30</b>	<b>105</b>	<b>56</b>	<b>5.0-11</b>	<b>0.0-0</b>	<b>0</b>	<b>3</b>	<b>2</b>	<b>0</b>	<b>0</b>

## 16 MICHAEL TAAFFE

DB | 6-0 | 195 | SR-2L  
AUSTIN, TX. | WESTLAKE

### CAREER HIGHS

Tackles	8, Houston (2023)
Solo tackles	5, Houston (2023)
Tackles for loss	2.5 Rice (2023)
Sacks	None
Interceptions	3, 3x last vs. Kansas State (2023)
Pass breakups	None
Forced fumbles	None
Fumbles recovered	None
Blocked kicks	1, Texas Tech (2023)

### CAREER TOTALS

Games with 5-plus tackles	7, Kansas state (2023)
Games with 8-plus tackles	8, Houston (2023)
Games with 10-plus tackles	None

### TAAFFE'S 2022 GAME-BY-GAME DEFENSIVE STATS

Date	Opponent	TKL(Solo)	TFL	Sacks	Int	PBU	FF	FR	Blk
Sep. 3	ULM	2 (0)	0.0	0.0	0	0	0	0	0
Sep. 10	Alabama	0 (0)	0.0	0.0	0	0	0	0	0
Sep. 17	UTSA	3 (1)	0.0	0.0	0	0	0	0	0
Sep. 24	at Texas Tech	0 (0)	0.0	0.0	0	0	0	0	0
Oct. 1	West Virginia	0 (0)	0.0	0.0	0	0	0	0	0
Oct. 8	vs. Oklahoma	2(1)	0.0	0.0	0	0	0	0	0
Oct. 15	Iowa State	1(0)	0.0	0.0	0	0	0	0	0
Oct. 22	at Oklahoma St.	6 (4)	0.0	0.0	0	0	0	0	0
Nov. 5	at Kansas State	6 (4)	0.0	0.0	0	0	0	0	0
Nov. 12	TCU	0 (0)	0.0	0.0	0	0	0	0	0
Nov. 19	at Kansas	2 (2)	0.0	0.0	0	0	0	0	0
Nov. 25	Baylor	2 (0)	0.0	0.0	0	0	0	0	0
Dec. 29	vs. Washington+	1 (1)	0.0	0.0	0	0	0	0	0

### TAAFFE'S 2023 GAME-BY-GAME DEFENSIVE STATS

Date	Opponent	TKL(Solo)	TFL	Sacks	Int	PBU	FF	FR	Blk
Sep. 2	Rice	3(1)	0.0	0.0	0	0	0	0	0
Sep. 9	at Alabama	0 (0)	0.0	0.0	0	0	0	0	0
Sep. 16	Wyoming	1 (1)	0.5	0.0	0	0	0	0	0
Sep. 23	at Baylor	2 (2)	0.0	0.0	0	0	0	0	0
Sep. 30	Kansas	1 (1)	1.0	0.0	0	0	0	0	0
Oct. 7	vs. Oklahoma	1 (1)	1.0	0.0	0	0	0	0	0
Oct. 21	at Houston	8 (5)	0.0	0.0	1	0	0	0	0
Oct. 28	BYU	4 (2)	2.0	0.0	1	0	0	0	0
Nov. 4	Kansas State	7 (4)	0.0	0.0	1	0	0	0	0
Nov. 11	at TCU	3 (2)	0.0	0.0	0	0	0	0	0
Nov. 18	at Iowa State	6 (2)	0.0	0.0	0	0	0	0	0
Nov. 24	Texas Tech	2 (0)	0.0	0.0	0	0	0	0	1
Dec. 2	vs. Ok. State	5 (4)	0.0	0.0	0	0	0	0	0
Jan. 1	vs. Washington	5 (3)	0.0	0.0	0	0	0	0	0

### TAAFFE'S 2024 GAME-BY-GAME DEFENSIVE STATS

Date	Opponent	TKL(Solo)	TFL	Sacks	Int	PBU	FF	FR	Blk
Aug. 31	Colorado State	3 (2)	0.0	0.0	0	0	0	0	0
Sep. 7	at Michigan	4(1)	0.0	0.0	0	0	0	0	0

### TAAFFE'S CAREER DEFENSIVE STATS

Year	G	Tkl	Solo	TFL-Yds	Sack-Yds	Int	PBU	FF	FR	Blk
2022	13	26	13	0.5-0	0.0-0	0	0	0	0	0
2023	14	48	28	2.5-6	0.0-0	3	0	0	0	1
2024	2	3	2	0.0-0	0.0-0	0	0	0	0	0
<b>Career</b>	<b>29</b>	<b>81</b>	<b>44</b>	<b>3.0-6</b>	<b>0.0-0</b>	<b>3</b>	<b>0</b>	<b>0</b>	<b>0</b>	<b>1</b>



# SELECT PLAYERS GAME-BY-GAME STATISTICS

## 23 JAYDON BLUE

RB | 6-0 | 200 | JR-2L  
HOUSTON, TEXAS | KLEIN CAIN

### CAREER HIGHS

Attempts .....20, 3x last vs. Oklahoma State (2023)  
Rushing Yards .....121, Texas Tech (2023)  
Rushing TDs .....1, 3x last vs. Washington (2024)  
Long Rush .....69, Texas Tech (2023)  
Receptions .....4, 2x last vs. Washington (2024)  
Receiving Yards .....45, Washington (2024)  
Receiving TDs .....1, 2x last at Michigan (2024)  
Long Reception .....23, Michigan (2024)  
All-Purpose Yards .....135, Texas Tech (2023)

### CAREER TOTALS

100-yard rushing games .....1, Texas Tech (2023)  
200-yard rushing games .....None  
Multiple rush TD games .....None

### BLUE'S 2023 GAME-BY-GAME RUSHING STATS

Date	Opponent	Att	Yds	TD	Long	Avg
Sep. 2	Rice	10	55	0	19	5.5
Sep. 9	at Alabama	1	-2	0	0	0
Sep. 16	Wyoming	5	14	0	6	2.8
Sep. 23	at Baylor	3	17	0	9	5.6
Sep. 30	Kansas	4	28	0	17	7
Oct. 7	vs. Oklahoma	0	0	0	0	0
Oct. 21	at Houston	0	0	0	0	0
Oct. 28	BYU	4	44	1	34	11
Nov. 4	Kansas State	2	11	0	8	5.5
Nov. 11	at TCU	0	0	0	0	0
Nov. 18	at Iowa State	7	18	0	7	4.5
Nov. 24	Texas Tech	10	121	1	69	12.1
Dec. 2	vs. Oklahoma St.	10	33	0	12	3.3
Jan. 1	vs. Washington	9	59	1	16	6.5

### BLUE'S 2023 GAME-BY-GAME RUSHING STATS

Date	Opponent	Att	Yds	TD	Long	Avg
Aug. 31	Colorado State	11	57	0	17	3.0
Sep. 7	at Michigan	9	22	0	7	4.0

### BLUE'S 2023 GAME-BY-GAME RECEIVING STATS

Date	Opponent	No.	Yds	TD	Long
Sep. 2	Rice	0	0	0	0
Sep. 9	at Alabama	1	7	0	7
Sep. 16	Wyoming	0	0	0	0
Sep. 23	at Baylor	0	0	0	0
Sep. 30	Kansas	0	0	0	0
Oct. 7	vs. Oklahoma	0	0	0	0
Oct. 21	at Houston	0	0	0	0
Oct. 28	BYU	0	0	0	0
Nov. 4	Kansas State	0	0	0	0
Nov. 11	at TCU	0	0	0	0
Nov. 18	at Iowa State	4	31	0	12
Nov. 24	Texas Tech	2	14	0	9
Dec. 2	vs. Oklahoma State	3	38	1	15
Jan. 1	vs. Washington	4	45	0	19

### BLUE'S 2023 GAME-BY-GAME RECEIVING STATS

Date	Opponent	No.	Yds	TD	Long
Aug. 31	Colorado State	3	37	0	15
Sep. 7	at Michigan	6	37	1	23

### BLUE'S CAREER RUSHING STATS

Year	G	Att	Yds	TD	Lg	Avg/C	Avg/G
2022	9	15	33	0	10	2.2	3.7
2023	14	65	398	3	69	6.1	28.4
2024	2	20	79	0	17	5.2	39.5

Career 25 100 510 3 69 5.1 20.4

### BLUE'S CAREER RECEIVING STATS

Year	G	Rec	Yds	TD	Lg	Rec/G	Avg/C	Avg/G
2022	9	0	0	0	0	0	0	0
2023	14	14	135	1	19	1.0	9.6	9.6
2024	2	9	74	1	15	3.0	12.3	37.0
<b>Career</b>	<b>25</b>	<b>23</b>	<b>209</b>	<b>2</b>	<b>23</b>	<b>0.9</b>	<b>9.1</b>	<b>8.4</b>

## 33 DAVID GBENDA

LB | 6-0 | 235 | SR-4L  
KATY, TEXAS | CINCO RANCH

### CAREER HIGHS

Tackles .....7, at Michigan (2024)  
Solo tackles .....7, Kansas State (2021)  
Tackles for loss .....1.5, at Iowa State (2023)  
Sacks .....1.0, twice, last at Alabama (2023)  
Interceptions .....1, at Kansas State (2020)  
Pass breakups .....1, three times, last at Iowa State (2023)  
Forced fumbles .....None  
Fumbles recovered .....None  
Blocked kicks .....None

### CAREER TOTALS

Games with 5-plus tackles .....7, last at Iowa State (2023)  
Games with 8-plus tackles .....None  
Games with 10-plus tackles .....None

### GBENDA'S 2019 GAME-BY-GAME DEFENSIVE STATS

Date	Opponent	TKL(Solo)	TFL	Sacks	Int	PBU	FF	FR	Blk
Aug. 31	Louisiana Tech	0 (0)	0.0	0.0	0	0	0	0	0
Sep. 7	LSU	0 (0)	0.0	0.0	0	0	0	0	0
Sep. 14	at Rice	1 (0)	0.0	0.0	0	0	0	0	0
Sep. 21	Oklahoma State		DNP						
Oct. 5	at West Virginia		DNP						
Oct. 12	vs. Oklahoma		DNP						
Oct. 19	Kansas	1 (0)	0.0	0.0	0	0	0	0	0
Oct. 26	at TCU		DNP						
Nov. 9	Kansas State		DNP						
Nov. 16	at Iowa State		DNP						
Nov. 23	at Baylor		DNP						
Nov. 29	Texas Tech		DNP						
Dec. 31	vs. Utah*		DNP						

### GBENDA'S 2020 GAME-BY-GAME DEFENSIVE STATS

Date	Opponent	TKL(Solo)	TFL	Sacks	Int	PBU	FF	FR	Blk
Sep. 12	UTEP	4 (2)	0.0	0.0	0	0	0	0	0
Sep. 26	at Texas Tech	0 (0)	0.0	0.0	0	0	0	0	0
Oct. 3	TCU	2 (1)	0.0	0.0	0	0	0	0	0
Oct. 10	vs. Oklahoma	4 (2)	0.0	0.0	0	0	0	0	0
Oct. 24	Baylor	0 (0)	0.0	0.0	0	0	0	0	0
Oct. 31	at Oklahoma St.	0 (0)	0.0	0.0	0	0	0	0	0
Nov. 7	West Virginia	2 (2)	0.0	0.0	0	0	0	0	0
Nov. 27	Iowa State	0 (0)	0.0	0.0	0	0	0	0	0
Dec. 5	at Kansas State	3 (2)	0.0	0.0	1	0	0	0	0
Dec. 12	at Kansas								Canceled
Dec. 29	vs. Colorado#	4 (1)	0.0	0.0	0	0	0	0	0

### GBENDA'S 2021 GAME-BY-GAME DEFENSIVE STATS

Date	Opponent	TKL(Solo)	TFL	Sacks	Int	PBU	FF	FR	Blk
Sep. 4	Louisiana	5 (4)	0.0	0.0	0	0	0	0	0
Sep. 11	at Arkansas	1 (1)	0.0	0.0	0	0	0	0	0
Sep. 18	Rice	1 (0)	0.0	0.0	0	0	0	0	0
Sep. 25	Texas Tech	0 (0)	0.0	0.0	0	0	0	0	0
Oct. 2	at TCU		DNP						
Oct. 9	vs. Oklahoma	0 (0)	0.0	0.0	0	0	0	0	0
Oct. 16	Oklahoma State	7 (1)	0.0	0.0	0	1	0	0	0
Oct. 30	at Baylor	1 (1)	1.0	0.0	0	0	0	0	0
Nov. 6	at Iowa State	1 (1)	0.0	0.0	0	0	0	0	0
Nov. 13	Kansas	0 (0)	0.0	0.0	0	0	0	0	0
Nov. 20	at West Virginia	4 (2)	0.5	0.5	0	1	0	0	0
Nov. 26	Kansas State	7 (7)	1.0	1.0	0	0	0	0	0

# SELECT PLAYERS GAME-BY-GAME STATISTICS

## GBENDA'S 2022 GAME-BY-GAME DEFENSIVE STATS

Date	Opponent	TKL(Solo)	TFL	Sacks	Int	PBU	FF	FR	Blk
Sep. 3	ULM	2 (1)	0.0	0.0	0	0	0	0	0
Sep. 10	Alabama	0 (0)	0.0	0.0	0	0	0	0	0
Sep. 17	UTSA	3 (3)	0.0	0.0	0	0	0	0	0
Sep. 24	at Texas Tech	2 (1)	0.0	0.0	0	0	0	0	0
Oct. 1	West Virginia	0 (0)	0.0	0.0	0	0	0	0	0
Oct. 8	vs. Oklahoma	0 (0)	0.0	0.0	0	0	0	0	0
Oct. 15	Iowa State		DNP						
Oct. 22	at Oklahoma St.		DNP						
Nov. 5	at Kansas State		DNP						
Nov. 12	TCU		DNP						
Nov. 19	at Kansas		DNP						
Nov. 25	Baylor		DNP						
Dec. 29	vs. Washington+	2 (1)	0.0	0.0	0	0	0	0	0

## GBENDA'S 2023 GAME-BY-GAME DEFENSIVE STATS

Date	Opponent	TKL(Solo)	TFL	Sacks	Int	PBU	FF	FR	Blk
Sep. 2	Rice	6 (3)	0.5	0.5	0	0	0	0	0
Sep. 9	at Alabama	6 (3)	1.0	1.0	0	0	0	0	0
Sep. 16	Wyoming	6 (2)	0.5	0.0	0	0	0	0	0
Sep. 23	at Baylor	4 (2)	0.0	0.0	0	0	0	0	0
Sep. 30	Kansas	3 (0)	0.0	0.0	0	0	0	0	0
Oct. 7	vs. Oklahoma	4 (2)	0.0	0.0	0	0	0	0	0
Oct. 21	at Houston	3 (2)	0.0	0.0	0	0	0	0	0
Oct. 28	BYU	3 (2)	0.0	0.0	0	0	0	0	0
Nov. 4	Kansas State	3 (2)	0.0	0.0	0	0	0	0	0
Nov. 11	at TCU	0 (0)	0.0	0.0	0	0	0	0	0
Nov. 18	at Iowa State	6 (2)	1.5	0.0	0	1	0	0	0
Nov. 24	Texas Tech	4 (2)	0.0	0.0	0	0	0	0	0
Dec. 2	vs. Ok. State	1 (0)	0.0	0.0	0	0	0	0	0
Jan. 1	vs. Washington	1 (1)	0.0	0.0	0	0	0	0	0

## GBENDA'S 2024 GAME-BY-GAME DEFENSIVE STATS

Date	Opponent	TKL(Solo)	TFL	Sacks	Int	PBU	FF	FR	Blk
Aug. 31	Colorado State	4 (2)	0.0	0.0	0	0	0	0	0
Sep 7	at Michigan	7(3)	0.0	0.0	0	0	0	0	0

## GBENDA'S CAREER DEFENSIVE STATS

Year	G	Tkl	Solo	TFL-Yds	Sack-Yds	Int	PBU	FF	FR	Blk
2019	4	1	0	0.0-0	0.0-0	0	0	0	0	0
2020	10	19	10	0.0-0	0.0-0	1	1	0	0	0
2021	11	23	15	2.0-4	1.0-1	0	1	0	0	0
2022	8	12	8	0.0-0	0.0-0	0	0	0	0	0
2023	14	50	23	3.5-19	1.5-15	0	1	0	0	0
2024	2	11	5	1-1	0-0	0	0	0	0	0
<b>Career</b>	<b>48</b>	<b>116</b>	<b>56</b>	<b>7-25</b>	<b>2.5-16</b>	<b>1</b>	<b>3</b>	<b>0</b>	<b>0</b>	<b>0</b>

## 45 BERT AUBURN

K | 6-0 | 185 | SR-2L

FLOWER MOUND, TEXAS | FLOWER MOUND

### CAREER HIGHS

Field goals made .....5, Texas Tech (2023)  
 Field goals attempted .....5, twice, last vs. Texas Tech (2023)  
 Long field goal .....54, Texas Tech (2023)  
 PAT made .....7, four times, last vs. Oklahoma State (2023)  
 PAT attempted ..... 7, four times, last vs. Oklahoma St. (2023)  
 Points scored .....21, Texas Tech (2023)

### CAREER TOTALS

40-yard field goals made ..... 16  
 40-yard field goals attempted ..... 21  
 50-yard field goals made ..... 2  
 50-yard field goals attempted ..... 4  
 Game-winning walk-off kicks ..... None

### AUBURN'S 2021 GAME-BY-GAME KICKING STATS

Date	Opponent	FG	FGA	Long	PAT	KO	TB
Sep. 4	Louisiana				DNP		
Sep. 11	at Arkansas				DNP		
Sep. 18	Rice	-	-	-	3-3	4	1
Sep. 25	Texas Tech				DNP		
Oct. 2	at TCU				DNP		
Oct. 9	vs. Oklahoma				DNP		
Oct. 16	Oklahoma State				DNP		
Oct. 30	at Baylor				DNP		
Nov. 6	at Iowa State				DNP		
Nov. 13	Kansas				DNP		
Nov. 20	at West Virginia				DNP		
Nov. 26	Kansas State				DNP		

### AUBURN'S 2022 GAME-BY-GAME KICKING STATS

Date	Opponent	FG	FGA	Long	PAT	KO	TB
Sep. 3	ULM	1	2	41	7-7	0	0
Sep. 10	Alabama	4	5	49	1-1	0	0
Sep. 17	UTSA	2	2	44	5-5	1	1
Sep. 24	at Texas Tech	2	2	48	4-4	0	0
Oct. 1	West Virginia	1	1	45	5-5	0	0
Oct. 8	vs. Oklahoma	0	1	--	7-7	0	0
Oct. 15	Iowa State	1	2	31	3-3	0	0
Oct. 22	at Oklahoma State	2	3	37	4-4	0	0
Nov. 5	at Kansas State	2	2	29	4-4	0	0
Nov. 12	TCU	1	1	22	1-1	0	0
Nov. 19	at Kansas	2	2	40	7-7	0	0
Nov. 25	Baylor	1	1	38	5-5	0	0
Dec. 29	vs. Washington+	2	2	30	2-2	0	0

### AUBURN'S 2023 GAME-BY-GAME KICKING STATS

Date	Opponent	FG	FGA	Long	PAT	KO	TB
Sep. 2	Rice	3	4	49	4-4	0	0
Sep. 9	at Alabama	2	3	29	4-4	0	0
Sep. 16	Wyoming	1	1	37	4-4	0	0
Sep. 23	at Baylor	1	2	37	5-5	0	0
Sep. 30	Kansas	2	4	30	4-4	0	0
Oct. 7	vs. Oklahoma	3	3	47	3-3	0	0
Oct. 21	at Houston	1	1	25	4-4	0	0
Oct. 28	BYU	0	0	-	5-5	0	0
Nov. 4	Kansas State	4	4	49	3-3	0	0
Nov. 11	at TCU	3	3	49	2-2	0	0
Nov. 18	at Iowa State	3	3	50	1-1	0	0
Nov. 24	Texas Tech	5	5	54	6-6	0	0
Dec. 2	vs. Oklahoma St.	0	1	-	7-7	0	0
Jan. 1	vs. Washington	1	1	25	4-4	0	0

### AUBURN'S 2024 GAME-BY-GAME KICKING STATS

Date	Opponent	FG	FGA	Long	PAT	KO	TB
Aug. 31	Colorado State	1	1	45	7-7	0	0
Sep 7	at Michigan	1	2	26	4-4	0	0

## AUBURN'S CAREER KICKING STATS

Year	G	FG-FGA	Long	Pct	PAT	KO	TB
2021	1	0-0	-	-	3-3	4	1
2022	13	21-26	49	80.8	55-55	1	1
2023	14	29-35	54	82.9	56-56	0	0
2024	2	2-3	45	67.7	11-11	0	0
<b>Career</b>	<b>30</b>	<b>50-61</b>	<b>54</b>	<b>82.0</b>	<b>125-125</b>	<b>5</b>	<b>2</b>

# SELECT PLAYERS GAME-BY-GAME STATISTICS

## 45 VERNON BROUGHTON

DL | 6-4 | 305 | SR-5L

HOUSTON, TX. | CYPRESS RIDGE

### CAREER HIGHS

Tackles.....	3, Michigan (2024)
Solo tackles.....	2, Texas Tech (2022)
Tackles for loss.....	4.5 Rice (2023)
Sacks.....	1, Baylor (2023)
Interceptions.....	None
Pass breakups.....	None
Forced fumbles.....	None
Fumbles recovered.....	None
Blocked kicks.....	None

### CAREER TOTALS

Games with 5-plus tackles.....	None
Games with 8-plus tackles.....	None
Games with 10-plus tackles.....	None

### BROUGHTON'S 2020 GAME-BY-GAME DEFENSIVE STATS

Date	Opponent	TKL(Solo)	TFL	Sacks	Int	PBU	FF	FR	Blk
Sep. 12	UTEP	0(0)	0.0	0.0	0	0	0	0	0
Sep. 26	at Texas Tech	0(0)	0.0	0.0	0	0	0	0	0
Oct. 3	TCU	0(0)	0.0	0.0	0	0	0	0	0
Oct. 10	vs. Oklahoma	0(0)	0.0	0.0	0	0	0	0	0
Oct. 24	Baylor	0(0)	0.0	0.0	0	0	0	0	0
Oct. 31	at Oklahoma State	0(0)	0.0	0.0	0	0	0	0	0
Nov. 7	West Virginia	0(0)	0.0	0.0	0	0	0	0	0
Nov. 27	Iowa State	0(0)	0.0	0.0	0	0	0	0	0
Dec. 5	at Kansas State	0(0)	0.0	0.0	0	0	0	0	0
Dec. 12	at Kansas	Canceled							
Dec. 29	vs. Colorado#	2(2)	0.0	1.0	0	0	0	0	0

### BROUGHTON'S 2021 GAME-BY-GAME DEFENSIVE STATS

Date	Opponent	TKL(Solo)	TFL	Sacks	Int	PBU	FF	FR	Blk
Sep. 4	Louisiana	0(0)	0.0	0.0	0	0	0	0	0
Sep. 11	at Arkansas	1(0)	0.0	0.0	0	0	0	0	0
Sep. 18	Rice	0(0)	0.0	0.0	0	0	0	0	0
Sep. 25	Texas Tech	2(0)	0.0	0.0	0	0	0	0	0
Oct. 2	at TCU	1(1)	0.0	0.0	0	0	0	0	0
Oct. 9	vs. Oklahoma	0(0)	0.0	0.0	0	0	0	0	0
Oct. 16	Oklahoma State	0(0)	0.0	0.0	0	0	0	0	0
Oct. 30	at Baylor	0(0)	0.0	0.0	0	0	0	0	0
Nov. 6	at Iowa State	0(0)	0.0	0.0	0	0	0	0	0
Nov. 13	Kansas	0(0)	0.0	0.0	0	0	0	0	0
Nov. 20	at West Virginia	1(0)	0.0	0.5	0	0	0	0	0
Nov. 26	Kansas State	0(0)	0.0	0.0	0	0	0	0	0

### BROUGHTON'S 2022 GAME-BY-GAME DEFENSIVE STATS

Date	Opponent	TKL(Solo)	TFL	Sacks	Int	PBU	FF	FR	Blk
Sep. 3	ULM	2(1)	0.0	0.0	0	0	0	0	0
Sep. 10	Alabama	0(0)	0.0	0.0	0	0	0	0	0
Sep. 17	UTSA	0(0)	0.0	0.0	0	0	0	0	0
Sep. 24	at Texas Tech	2(2)	0.0	0.0	0	0	0	0	0
Oct. 1	West Virginia	1(1)	0.0	0.0	0	0	0	0	0
Oct. 8	vs. Oklahoma	0(0)	0.0	0.0	0	0	0	0	0
Oct. 15	Iowa State	0(0)	0.0	0.0	0	0	0	0	0
Oct. 22	at Oklahoma St.	0(0)	0.0	0.0	0	0	0	0	0
Nov. 5	at Kansas State	1(0)	0.0	0.0	0	0	0	0	0
Nov. 12	TCU	0(0)	0.0	0.0	0	0	0	0	0
Nov. 19	at Kansas	0(10)	0.0	0.0	0	0	0	0	0
Nov. 25	Baylor	0(0)	0.0	0.0	0	0	0	0	0
Dec. 29	vs. Washington+	1(1)	0.0	0.0	0	0	0	0	0

### BROUGHTON'S 2023 GAME-BY-GAME DEFENSIVE STATS

Date	Opponent	TKL(Solo)	TFL	Sacks	Int	PBU	FF	FR	Blk
Sep. 2	Rice	2(0)	0.0	0.0	0	0	0	0	0
Sep. 9	at Alabama	1(1)	0.0	0.0	0	0	0	0	0
Sep. 16	Wyoming	2(1)	0.5	0.0	0	0	0	0	0
Sep. 23	at Baylor	1(1)	0.0	1.0	0	0	0	0	0
Sep. 30	Kansas	1(0)	1.0	0.0	0	0	0	0	0
Oct. 7	vs. Oklahoma	1(0)	1.0	0.0	0	0	0	0	0
Oct. 21	at Houston	1(1)	0.0	0.0	0	0	0	0	0
Oct. 28	BYU	1(0)	2.0	0.0	0	0	0	0	0
Nov. 4	Kansas State	2(1)	0.0	0.0	0	0	0	0	0
Nov. 11	at TCU	2(2)	0.0	0.0	0	0	0	0	0
Nov. 18	at Iowa State	1(0)	0.0	0.0	0	0	0	0	0
Nov. 24	Texas Tech	2(0)	0.0	0.0	0	0	0	0	0
Dec. 2	vs. Ok. State	0(0)	0.0	0.0	0	0	0	0	0
Jan. 1	vs. Washington	0(0)	0.0	0.0	0	0	0	0	0

### BROUGHTON'S 2024 GAME-BY-GAME DEFENSIVE STATS

Date	Opponent	TKL(Solo)	TFL	Sacks	Int	PBU	FF	FR	Blk
------	----------	-----------	-----	-------	-----	-----	----	----	-----

Aug. 31	Colorado State	2(1)	0.0	0.0	0	0	0	1	0
Sep. 7	at Michigan	3(2)	0.0	0.0	0	0	0	0	0
0									

### BROUGHTON'S CAREER DEFENSIVE STATS

Year	G	Tkl	Solo	TFL-Yds	Sack-Yds	Int	PBU	FF	FR	Blk
2020	1	2	2	1.0-0	1.0-9	0	0	0	0	0
2021	11	4	1	0.0-0	0.0-0	0	0	1	0	0
2022	12	7	5	1.0-1	1.0-1	0	0	0	0	0
2023	14	17	7	4.5-8	1.0-3	0	0	0	0	0
2024	2	5	3	0-0	0-0	0	0	0	0	0
<b>Career</b>	<b>40</b>	<b>35</b>	<b>18</b>	<b>6.5-18</b>	<b>2.0-12</b>	<b>0</b>	<b>0</b>	<b>0</b>	<b>0</b>	<b>0</b>

## 85 GUNNAR HELM

TE | 6-5 | 250 | SR-3L

ENGLEWOOD, COLO. | CHERRY CREEK

### CAREER HIGHS

Receptions.....	7, at Michigan (2024)
Receiving Yards.....	98, at Michigan (2024)
Receiving TDs.....	1, 3x last at Michigan (2024)
Long Reception.....	37, Colorado St. (2024)

### CAREER TOTALS

100-yard receiving games.....	None
Multiple receiving TD games.....	None

### HELMS' 2021 GAME-BY-GAME RECEIVING STATS

Date	Opponent	No.	Yds	TD	Long
Sep. 4	Louisiana	0	0	0	0
Sep. 11	at Arkansas	0	0	0	0
Sep. 18	Rice	0	0	0	0
Sep. 25	Texas Tech	0	0	0	0
Oct. 2	at TCU	0	0	0	0
Oct. 9	vs. Oklahoma	0	0	0	0
Oct. 16	Oklahoma State	0	0	0	0
Oct. 30	at Baylor	0	0	0	0
Nov. 6	at Iowa State	0	0	0	0
Nov. 13	Kansas	0	0	0	0
Nov. 20	at West Virginia	0	0	0	0
Nov. 26	Kansas State	0	0	0	0

### HELMS' 2022 GAME-BY-GAME RECEIVING STATS

Date	Opponent	No.	Yds	TD	Long
Sep. 3	ULM	1	7	0	7
Sep. 10	Alabama	0	0	0	0
Sep. 17	UTSA	0	0	0	0
Sep. 24	at Texas Tech	1	5	0	5
Oct. 1	West Virginia	0	0	0	0
Oct. 8	vs. Oklahoma	2	13	0	9
Oct. 15	Iowa State	0	0	0	0
Oct. 22	at Oklahoma State	0	0	0	0
Nov. 5	at Kansas State	0	0	0	0
Nov. 12	TCU	0	0	0	0
Nov. 19	at Kansas	0	0	0	0
Nov. 25	Baylor	0	0	0	0
Dec. 29	vs. Washington+	1	19	0	19

### HELMS' 2023 GAME-BY-GAME RECEIVING STATS

Date	Opponent	No.	Yds	TD	Long
Sep. 2	Rice	0	0	0	0
Sep. 9	at Alabama	0	0	0	0
Sep. 16	Wyoming	1	14	0	14
Sep. 23	at Baylor	2	37	0	21
Sep. 30	Kansas	0	0	0	0
Oct. 7	vs. Oklahoma	4	67	1	25
Oct. 21	at Houston	2	13	0	7
Oct. 28	BYU	0	0	0	0
Nov. 4	Kansas State	0	0	0	0
Nov. 11	at TCU	0	0	0	0
Nov. 18	at Iowa State	2	40	1	31
Nov. 24	Texas Tech	1	4	0	4
Dec. 2	vs. Oklahoma State	1	11	0	11
Jan. 1	vs. Washington	1	6	0	6

### HELMS' 2024 GAME-BY-GAME RECEIVING STATS

Date	Opponent	No.	Yds	TD	Long
Aug. 31	Colorado State	2	42	0	37
Sep. 7	at Michigan	7	98	1	22

### HELMS' CAREER RECEIVING STATS

Year	G	Rec	Yds	TD	Lg	Rec/G	Avg/C	Avg/G
2021	12	0	0	0	0	-	-	-



# SELECT PLAYERS GAME-BY-GAME STATISTICS

2022	13	5	44	0	19	0.4	8.8	3.4
2023	14	14	192	2	31	1.0	13.7	13.7
2024	2	9	140	1	37	4.5	15.6	70.0
<b>Career</b>	<b>41</b>	<b>28</b>	<b>376</b>	<b>2</b>	<b>37</b>	<b>0.7</b>	<b>12.4</b>	<b>9.2</b>

## 88 BARRYN SORRELL

EDGE | 6-4 | 260 | SR-3L  
NEW ORLEANS, LA. | HOLY CROSS

### CAREER HIGHS

Tackles.....	11, TCU (2022)
Solo tackles.....	4, twice, last vs. Oklahoma (2023)
Tackles for loss.....	3.0, TCU (2022)
Sacks.....	1.5, three times, last vs. TCU (2022)
Interceptions.....	None
Pass breakups.....	1, TCU
Forced fumbles.....	1, at Oklahoma State (2022)
Fumbles recovered.....	None

### CAREER TOTALS

Games with 5-plus tackles.....	5, last vs. Oklahoma (2023)
Games with 8-plus tackles.....	1, TCU (2022)
Games with 10-plus tackles.....	1, TCU (2022)

### SORRELL'S 2021 GAME-BY-GAME DEFENSIVE STATS

Date	Opponent	TKL(Solo)	TFL	Sacks	Int	PBU	FF	FR	Blk
Sep. 4	Louisiana				DNP				
Sep. 11	at Arkansas				DNP				
Sep. 18	Rice	1 (0)	0.0	0.0	0	0	0	0	0
Sep. 25	Texas Tech	4 (3)	1.0	0.0	0	0	0	0	0
Oct. 2	at TCU				DNP				
Oct. 9	vs. Oklahoma	0 (0)	0.0	0.0	0	0	0	0	0
Oct. 16	Oklahoma State	1 (0)	0.0	0.0	0	0	0	0	0
Oct. 30	at Baylor	1 (0)	0.0	0.0	0	0	0	0	0
Nov. 6	at Iowa State	0 (0)	0.0	0.0	0	0	0	0	0
Nov. 13	Kansas				DNP				
Nov. 20	at West Virginia				DNP				
Nov. 26	Kansas State				DNP				

### SORRELL'S 2022 GAME-BY-GAME DEFENSIVE STATS

Date	Opponent	TKL(Solo)	TFL	Sacks	Int	PBU	FF	FR	Blk
Sep. 3	ULM	6 (1)	2.0	1.5	0	0	0	0	0
Sep. 10	Alabama	1 (0)	0.0	0.0	0	0	0	0	0
Sep. 17	UTSA	3 (1)	0.0	0.0	0	0	0	0	0
Sep. 24	at Texas Tech	1 (0)	0.0	0.0	0	0	0	0	0
Oct. 1	West Virginia	3 (2)	1.5	1.5	0	0	0	0	0
Oct. 8	vs. Oklahoma	0 (0)	0.0	0.0	0	0	0	0	0
Oct. 15	Iowa State	2 (2)	0.0	0.0	0	0	0	0	0
Oct. 22	at Oklahoma St.	6 (2)	0.5	0.0	0	0	1	0	0
Nov. 5	at Kansas State	1 (1)	1.0	1.0	0	0	0	0	0
Nov. 12	TCU	11 (4)	3.0	1.5	0	1	0	0	0
Nov. 19	at Kansas	4 (3)	1.0	0.0	0	0	0	0	0
Nov. 25	Baylor	3 (0)	0.0	0.0	0	0	0	0	0
Dec. 29	vs. Washington	+3 (0)	0.0	0.0	0	0	0	0	0

### SORRELL'S 2023 GAME-BY-GAME DEFENSIVE STATS

Date	Opponent	TKL(Solo)	TFL	Sacks	Int	PBU	FF	FR	Blk
Sep. 2	Rice	2 (0)	0.0	0.0	0	0	0	0	0
Sep. 9	at Alabama	2 (1)	0.0	0.0	0	0	0	0	0
Sep. 16	Wyoming	5 (3)	1.0	1.0	0	0	0	0	0
Sep. 23	at Baylor	1 (1)	0.0	0.0	0	0	0	0	0
Sep. 30	Kansas	3 (0)	0.0	0.0	0	0	0	0	0
Oct. 7	vs. Oklahoma	5 (4)	0.0	0.0	0	0	0	0	0
Oct. 21	at Houston	1 (1)	0.0	0.0	0	0	0	0	0
Oct. 28	BYU	3 (1)	1.0	1.0	0	0	0	0	0
Nov. 4	Kansas State	3 (3)	2.0	2.0	0	0	0	0	0
Nov. 11	at TCU	2 (0)	0.0	0.0	0	0	0	0	0
Nov. 18	at Iowa State	2 (0)	0.5	0.0	0	0	0	0	0
Nov. 24	Texas Tech	3 (1)	0.0	0.0	0	0	0	0	0
Dec. 2	vs. Ok. State	2 (2)	0.0	0.0	0	0	0	0	0
Jan. 1	vs. Washington	3 (0)	0.0	0.0	0	0	0	0	0

### SORRELL'S 2024 GAME-BY-GAME DEFENSIVE STATS

Date	Opponent	TKL(Solo)	TFL	Sacks	Int	PBU	FF	FR	Blk
Aug. 31	Colorado State	1 (0)	0.5	0.0	0	0	0	0	0
Sep. 7	at Michigan	1 (0)	0.0	0.0	0	0	0	0	0
0		0							

### SORRELL'S CAREER DEFENSIVE STATS

Year	G	Tkl	Solo	TFL-Yds	Sack-Yds	Int	PBU	FF	FR	Blk
2021	6	7	3	1.0-3	0.0-0	0	0	0	0	0
2022	13	44	16	9.0-55	5.5-46	0	1	1	0	0
2023	14	37	17	4.5-33	4.0-32	0	0	0	0	0
2024	2	2	0	0.5-1	0-0	0	0	0	0	0
<b>Career</b>	<b>35</b>	<b>90</b>	<b>36</b>	<b>15-92</b>	<b>9.5-78</b>	<b>0</b>	<b>1</b>	<b>10</b>	<b>0</b>	<b>0</b>

# SELECT PLAYERS GAME-BY-GAME STATISTICS

## 91 ETHAN BURKE

EDGE | 6-6 | 260 | JR-2L  
AUSTIN, TEXAS | WESTLAKE

### CAREER HIGHS

Tackles..... 6, twice, last vs. Washington (2023)  
Solo tackles..... 4, twice, last vs. Washington (2023)  
Tackles for loss..... 2.0, twice, last vs. Kansas State (2023)  
Sacks..... 2.0, Kansas State (2023)  
Interceptions..... None  
Pass breakups..... None  
Forced fumbles..... 1, Kansas State (2023)  
Fumbles recovered..... 1, vs. Oklahoma State (2023)  
Blocked kicks..... None

### CAREER TOTALS

Games with 5-plus tackles..... 2, last vs. Washington (2023)  
Games with 8-plus tackles..... None  
Games with 10-plus tackles..... None

### BURKE'S 2022 GAME-BY-GAME DEFENSIVE STATS

Date	Opponent	TKL(Solo)	TFL	Sacks	Int	PBU	FF	FR	Blk
Sep. 3	ULM	3 (1)	0.5	0.0	0	0	0	0	0
Sep. 10	Alabama			DNP					
Sep. 17	UTSA	1 (1)	0.0	0.0	0	0	0	0	0
Sep. 24	at Texas Tech	0 (0)	0.0	0.0	0	0	0	0	0
Oct. 1	West Virginia			DNP					
Oct. 8	vs. Oklahoma	1 (1)	1.0	0.0	0	0	0	0	0
Oct. 15	Iowa State	0 (0)	0.0	0.0	0	0	0	0	0
Oct. 22	at Oklahoma St.	0 (0)	0.0	0.0	0	0	0	0	0
Nov. 5	at Kansas State	0 (0)	0.0	0.0	0	0	0	0	0
Nov. 12	TCU	0 (0)	0.0	0.0	0	0	0	0	0
Nov. 19	at Kansas	1 (1)	0.0	0.0	0	0	0	0	0
Nov. 25	Baylor	0 (0)	0.0	0.0	0	0	0	0	0
Dec. 29	vs. Washington	+0 (0)	0.0	0.0	0	0	0	0	0

### BURKE'S 2023 GAME-BY-GAME DEFENSIVE STATS

Date	Opponent	TKL(Solo)	TFL	Sacks	Int	PBU	FF	FR	Blk
Sep. 2	Rice	3 (1)	1.0	1.0	0	0	0	0	0
Sep. 9	at Alabama	4 (4)	2.0	1.0	0	0	0	0	0
Sep. 16	Wyoming	1 (0)	0.0	0.0	0	0	0	0	0
Sep. 23	at Baylor	1 (0)	0.0	0.0	0	0	0	0	0
Sep. 30	Kansas	3 (1)	0.0	0.0	0	0	0	0	0
Oct. 7	vs. Oklahoma	6 (3)	0.5	0.0	0	0	0	0	0
Oct. 21	at Houston	4 (1)	1.0	1.0	0	0	0	0	0
Oct. 28	BYU			DNP					
Nov. 4	Kansas State	3 (3)	2.0	2.0	0	0	1	0	0
Nov. 11	at TCU	4 (2)	1.5	0.0	0	0	0	0	0
Nov. 18	at Iowa State	2 (1)	0.5	0.0	0	0	0	0	0
Nov. 24	Texas Tech	3 (0)	0.0	0.0	0	0	0	0	0
Dec. 2	vs. Ok. State	1 (1)	0.0	0.0	0	0	0	1	0
Jan. 1	vs. Washington	6 (4)	0.5	0.0	0	0	0	0	0

### BURKE'S 2024 GAME-BY-GAME DEFENSIVE STATS

Date	Opponent	TKL(Solo)	TFL	Sacks	Int	PBU	FF	FR	Blk
Aug. 31	Colorado State	0(0)	0.0	0.0	0	0	0	0	0
Sep. 7	at Michigan	0(0)	0.0	0.0	0	0	0	0	0

### BURKE'S CAREER DEFENSIVE STATS

Year	G	Tkl	Solo	TFL-Yds	Sack-Yds	Int	PBU	FF	FR	Blk
2022	11	6	5	1.5-1	0.0-0	0	0	0	0	0
2023	13	41	21	9.0-41	5.5-35	0	0	1	1	0
2024	2	0	0	0.0-0	0.0-0	0	0	0	0	0
<b>Career</b>	<b>26</b>	<b>47</b>	<b>26</b>	<b>10.5-42</b>	<b>5.5-35</b>	<b>0</b>	<b>0</b>	<b>1</b>	<b>1</b>	<b>0</b>

## 95 ALFRED COLLIN

DL | 6-5 | 320 | SR-4L  
BASTROP, TEXAS | CEDAR CREEK

### CAREER HIGHS

Tackles..... 5, three times, last vs. Texas Tech (2023)  
Solo tackles..... 4, at Kansas State (2020)  
Tackles for loss..... 2.0, Texas Tech (2021)  
Sacks..... 1.0, five times, last at Houston (2023)  
Interceptions..... 1, vs. Colorado (2020)  
Pass breakups..... 1, five times, last vs. Oklahoma (2023)  
Forced fumbles..... 1, at Baylor (2021)  
Fumbles recovered..... None  
Blocked kicks..... None

### CAREER TOTALS

Games with 5-plus tackles..... 3, last vs. Texas Tech (2023)  
Games with 8-plus tackles..... None  
Games with 10-plus tackles..... None

### COLLINS' 2020 GAME-BY-GAME DEFENSIVE STATS

Date	Opponent	TKL(Solo)	TFL	Sacks	Int	PBU	FF	FR	Blk
Sep. 12	UTEP	2 (1)	1.0	1.0	0	0	0	0	0
Sep. 26	at Texas Tech	4 (2)	0.5	0.0	0	0	0	0	0
Oct. 3	TCU	1 (1)	0.0	0.0	0	0	0	0	0
Oct. 10	vs. Oklahoma	2 (0)	0.5	0.5	0	0	0	0	0
Oct. 24	Baylor	0 (0)	0.0	0.0	0	1	0	0	0
Oct. 31	at Oklahoma State	3 (2)	0.0	0.0	0	0	0	0	0
Nov. 7	West Virginia	1 (1)	0.0	0.0	0	1	0	0	0
Nov. 27	Iowa State	1 (0)	0.0	0.0	0	0	0	0	0
Dec. 5	at Kansas State	4 (4)	0.0	0.0	0	0	0	0	0
Dec. 12	at Kansas								
Dec. 29	vs. Colorado	# 5 (1)	0.5	0.0	1	1	0	0	0

### COLLINS' 2021 GAME-BY-GAME DEFENSIVE STATS

Date	Opponent	TKL(Solo)	TFL	Sacks	Int	PBU	FF	FR	Blk
Sep. 4	Louisiana	0 (0)	0.0	0.0	0	0	0	0	0
Sep. 11	at Arkansas	2 (1)	0.0	0.0	0	0	0	0	0
Sep. 18	Rice	2 (1)	0.0	0.0	0	0	0	0	0
Sep. 25	Texas Tech	2 (2)	2.0	1.0	0	0	0	0	0
Oct. 2	at TCU	0 (0)	0.0	0.0	0	0	0	0	0
Oct. 9	vs. Oklahoma	3 (1)	1.0	1.0	0	0	0	0	0
Oct. 16	Oklahoma State	5 (3)	1.0	0.0	0	0	0	0	0
Oct. 30	at Baylor	3 (3)	1.0	0.0	0	0	1	0	0
Nov. 6	at Iowa State	2 (2)	0.0	0.0	0	0	0	0	0
Nov. 13	Kansas	4 (2)	0.0	0.0	0	0	0	0	0
Nov. 20	at West Virginia	2 (0)	0.0	0.0	0	0	0	0	0
Nov. 26	Kansas State	0 (0)	0.0	0.0	0	0	0	0	0

### COLLINS' 2022 GAME-BY-GAME DEFENSIVE STATS

Date	Opponent	TKL(Solo)	TFL	Sacks	Int	PBU	FF	FR	Blk
Sep. 3	ULM			DNP					
Sep. 10	Alabama	0 (0)	0.0	0.0	0	0	0	0	0
Sep. 17	UTSA	1 (1)	0.0	0.0	0	0	0	0	0
Sep. 24	at Texas Tech	3 (1)	0.0	0.0	0	0	0	0	0
Oct. 1	West Virginia	0 (0)	0.0	0.0	0	0	0	0	0
Oct. 8	vs. Oklahoma	2 (1)	0.0	0.0	0	0	0	0	0
Oct. 15	Iowa State	1 (1)	1.0	0.0	0	0	0	0	0
Oct. 22	at Oklahoma St.	3 (0)	0.0	0.0	0	0	0	0	0
Nov. 5	at Kansas State	0 (0)	0.0	0.0	0	0	0	0	0
Nov. 12	TCU	1 (0)	0.0	0.0	0	0	0	0	0
Nov. 19	at Kansas	1 (1)	1.0	0.0	0	0	0	0	0
Nov. 25	Baylor	4 (2)	1.0	1.0	0	0	0	0	0
Dec. 29	vs. Washington	+1 (0)	0.0	0.0	0	0	0	0	0

### COLLINS' 2023 GAME-BY-GAME DEFENSIVE STATS

Date	Opponent	TKL(Solo)	TFL	Sacks	Int	PBU	FF	FR	Blk
Sep. 2	Rice	0 (0)	0.0	0.0	0	1	0	0	0
Sep. 9	at Alabama	1 (0)	0.0	0.0	0	0	0	0	0
Sep. 16	Wyoming	3 (2)	0.0	0.0	0	0	0	0	0
Sep. 23	at Baylor	1 (1)	0.0	0.0	0	0	0	0	0
Sep. 30	Kansas	1 (0)	0.0	0.0	0	0	0	0	0
Oct. 7	vs. Oklahoma	2 (1)	0.0	0.0	0	1	0	0	0
Oct. 21	at Houston	1 (1)	1.0	1.0	0	0	0	0	0
Oct. 28	BYU	0 (0)	0.0	0.0	0	0	0	0	0
Nov. 4	Kansas State	0 (0)	0.0	0.0	0	0	0	0	0
Nov. 11	at TCU	1 (1)	0.0	0.0	0	0	0	0	0
Nov. 18	at Iowa State	3 (0)	1.0	1.0	0	0	0	0	0
Nov. 24	Texas Tech	5 (1)	0.0	0.0	0	0	0	0	0
Dec. 2	vs. Ok. State	0 (0)	0.0	0.0	0	0	0	0	0
Jan. 1	vs. Washington	4 (2)	0.0	0.0	0	0	0	0	0

### COLLINS' 2024 GAME-BY-GAME DEFENSIVE STATS

Date	Opponent	TKL(Solo)	TFL	Sacks	Int	PBU	FF	FR	Blk
Aug. 31	Colorado State	1(1)	0.0	0.0	0	0	0	0	0
Sep. 7	at Michigan	1(1)	0.0	0.0	0	0	0	0	0

### COLLINS' CAREER DEFENSIVE STATS

Year	G	Tkl	Solo	TFL-Yds	Sack-Yds	Int	PBU	FF	FR	Blk
2020	10	23	12	2.5-11	1.5-8	1	3	0	0	0
2021	12	25	15	5.0-21	2.0-15	0	0	1	0	0
2022	12	17	7	3.0-10	1.0-4	0	0	0	0	0
2023	14	22	12	2.0-12	2.0-12	0	2	0	0	0
2024	2	2	2	0.0-0	0.0-0	0	0	0	0	0
<b>Career</b>	<b>49</b>	<b>89</b>	<b>48</b>	<b>12.5-54</b>	<b>6.5-39</b>	<b>1</b>	<b>5</b>	<b>1</b>	<b>0</b>	<b>0</b>

# 2024 STATISTICS | OVERVIEW

## 2024 SCHEDULE & RESULT

RECORD: 2-0 (0-0 SEC)  
HOME: 1-0 ROAD: 1-0 NEUTRAL: 0-0

DATE	UT RANK	OPPONENT	W/L	SCORE	ATT
Aug. 31	4-4	COLORADO STATE	W	52-0	99,171
Sept. 7	3-3	at 10/10 Michigan	W	31-12	111,170

## TEAM TOTALS

	TEXAS	OPPONENTS
Scoring	83	12
Points per game	41.5	6.0
Points Off Turnovers	17	0
First Downs	45	24
Rushing	19	8
Passing	26	15
Penalty	0	1
Rushing Yardage	333	198
Yards gained rushing	359	209
Yards lost rushing	26	11
Rushing attempts	73	55
Average per rush	4.6	3.6
Average per game	166.5	99.0
TDs Rushing	4	0
Passing Yardage	601	278
Comp-Att-Int	49-69-1	35-57-4
Average per pass	8.7	4.9
Average per catch	12.3	7.9
Average per game	300.5	139.0
TDs Passing	7	1
Total offense	934	476
Total plays	142	112
Average per play	6.6	4.3
Average per game	467.0	238.0
Kick returns: #-Yards	3-63	4-69
Punt returns: #-Yards	4-34	1-8
Int returns: #-Yards	4-33	1-0
Kick return average	21.0	17.3
Punt return average	8.5	8.0
Int return average	8.3	0.0
Fumbles-Lost	2-0	1-1
Penalties-Yards	10-70	7-55
Average per game	35.0	27.5
Punts-Yards	4-157	9-343
Average per punt	39.3	38.1
Net punt average	37.3	34.3
Kickoffs-Yards	15-934	4-249
Average per kick	62.3	62.3
Net kick average	39.8	40.3
Time of possession / game	31:02	28:59
3rd-down conversion	16/28	8/26
3rd-down pct	57%	31%
4th-down conversion	2/3	2/5
4th-down pct	67%	40%
Sacks by-Yards	1-2	1-6
Misc Yards	0	0
Touchdowns scored	11	1
Field goals - attempts	2-3	2-2
On-Side kicks	0-0	0-1
Red-zone scores	(11-11) 100%	(1-2) 50%
Red-zone touchdowns	(10-11) 91%	(0-2) 0%
PAT-attempts	(11-11) 100%	(0-0) 0%
2-point conversion-attempts	(0-0) 0%	(0-1) 0%

Attendance	99171	111170
Games / Avg per game	1/99171	1/111170
Neutral site games	-	0/0

## SCORE BY QUARTER

	1st	2nd	3rd	4th	OT	TOTAL
TEXAS	7	41	21	7	0	83
OPPONENTS	0	3	3	6	0	12

## ATTENDANCE

Total	2 game	210,341 (105,171 avg)
Home	1 game	99,171 (99,171 avg)
Road	1 game	111,170 (111,170 avg)
Neutral	-	-



# 2024 STATISTICS | INDIVIDUAL

## RUSHING

NAME	G	ATT	GAIN	LOST	NET	AVG	TD	LONG	AVG/G
Jerrick Gibson	2	20	103	0	103	5.2	2	22	51.5
Jaydon Blue	2	20	88	9	79	4.0	0	17	39.5
Ryan Wingo	2	1	55	0	55	55.0	0	55	27.5
Quintrevion Wisner	2	13	52	0	52	4.0	1	9	26.0
Isaiah Bond	2	1	25	0	25	25.0	0	25	25.0
Ryan Niblett	1	3	12	0	12	4.0	0	6	12.0
Velton Gardner	1	3	11	0	11	3.7	0	9	11.0
Colin Page	1	2	4	0	4	2.0	0	3	4.0
Arch Manning	1	3	1	1	0	0.0	1	1	0.0
Quinn Ewers	2	5	8	14	-6	-1.2	0	8	-3.0
Team	2	2	0	2	-2	-1.0	0	0	-1.0
Total	2	73	359	26	333	4.6	4	55	166.5
Opponents	2	55	209	11	198	3.6	0	13	99.0

## PASSING

NAME	G	EFF	C-A-I	PCT	YDS	TD	LONG	YPG
Quinn Ewers	2	165.5	44-63-1	69.8	506	6	38	253.0
Arch Manning	1	271.3	5-6-0	83.3	95	1	40	95.0
Total	2	174.8	49-69-1	71.0	601	7	40	300.5
Opponents	2	94.1	35-57-4	61.4	278	1	31	139.0

## RECEIVING

NAME	G	NO	YDS	AVG	TD	LONG	AVG/G
Gunner Helm	2	9	140	15.6	1	37	70.0
Jaydon Blue	2	9	74	8.2	1	23	37.0
Matthew Golden	2	9	91	10.1	3	38	45.5
Isaiah Bond	2	8	112	14.0	1	33	56.0
Ryan Wingo	2	4	70	17.5	0	30	35.0
Johntay Cook II	2	3	56	18.7	0	40	28.0
Quintrevion Wisner	2	3	37	12.3	0	18	18.5
Silas Bolden	2	1	5	5.0	1	5	2.5
Juan Davis	2	1	11	11.0	0	11	5.5
Amari Niblack	2	1	7	7.0	0	7	3.5
Ryan Niblett	1	1	-2	-2.0	0	0	-2.0
Total	2	49	601	12.3	7	40	300.5
Opponents	2	35	278	7.9	1	31	139.0

## ALL-PURPOSE

NAME	G	RUSH	REC	PUNT RET	KO RET	IR	TOTAL	YPG
Matthew Golden	2	0	91	0	63	0	154	77.0
Jaydon Blue	2	79	74	0	0	0	153	76.5
Gunner Helm	2	0	140	0	0	0	140	70.0
Isaiah Bond	2	25	112	0	0	0	137	68.5
Ryan Wingo	2	55	70	0	0	0	125	62.5
Jerrick Gibson	2	103	0	0	0	0	103	51.5
Quintrevion Wisner	2	52	37	0	0	0	89	44.5
Johntay Cook II	2	0	56	0	0	0	56	28.0
Silas Bolden	2	0	5	34	0	0	39	19.5
Jahdae Barron	2	0	0	0	0	30	30	15.0
Velton Gardner	1	11	0	0	0	0	11	11.0
Juan Davis	2	0	11	0	0	0	11	5.5
Ryan Niblett	1	12	-2	0	0	0	10	10.0
Amari Niblack	2	0	7	0	0	0	7	3.5
Colin Page	1	4	0	0	0	0	4	4.0
Andrew Mukuba	2	0	0	0	0	3	3	1.5
Quinn Ewers	2	-6	0	0	0	0	-6	-3.0
Team	2	-2	0	0	0	0	-2	-1.0
Total	2	333	601	34	63	33	1064	532.0

Opponents	2	198	278	8	69	0	553	276.5
-----------	---	-----	-----	---	----	---	-----	-------

## TOTAL OFFENSE

NAME	G	PLAYS	RUSH	PASS	YDS	YPG
Quinn Ewers	2	68	-6	506	500	250.0
Jerrick Gibson	2	20	103	0	103	51.5
Arch Manning	1	9	0	95	95	95.0
Jaydon Blue	2	20	79	0	79	39.5
Ryan Wingo	2	1	55	0	55	27.5
Quintrevion Wisner	2	13	52	0	52	26.0
Isaiah Bond	2	1	25	0	25	12.5
Ryan Niblett	1	3	12	0	12	12.0
Velton Gardner	1	3	11	0	11	11.0
Colin Page	1	2	4	0	4	4.0
Team	2	0	-2	0	-2	-1.0
Total	2	142	333	601	934	467.0
Opponents	2	112	198	278	476	238.0

## INTERCEPTIONS

NAME	NO	YDS	AVG	TD	LONG
Jahdae Barron	1	30	30.0	0	30
Andrew Mukuba	1	3	3.0	0	3
Derek Williams, Jr.	1	0	0.0	0	0
Wardell Mack	1	0	0.0	0	0
Total	4	33	8.3	0	30
Opponents	1	0	0.0	0	0

## FUMBLE RETURNS

NAME	NO	YDS	AVG	TD	LONG
Jahdae Barron	1	2	2.0	0	2
Total	1	2	2.0	0	2
Opponents	0	0	0.0	0	0

## PUNT RETURNS

NAME	NO	YDS	AVG	TD	LONG
Silas Bolden	4	34	8.5	0	35
Total	4	34	8.5	0	35
Opponents	1	8	8.0	0	8

## KICK RETURNS

NAME	NO	YDS	AVG	TD	LONG
Matthew Golden	3	63	21.0	0	26
Total	3	63	21.0	0	26
Opponents	4	69	17.3	0	19

## PUNTING

NAME	NO	YDS	AVG	LONG	TB	FC	I20	50+	BLK
Michael Kern	4	157	39.3	42	0	2	2	0	0
Total	4	157	39.3	42	0	2	2	0	0
Opponents	9	343	38.1	53	0	1	2	2	0

## KICKOFFS

NAME	NO	YDS	AVG	TB	OB	RETN	NET	YDLN
Will Stone	15	934	62.3	3	0			
Total	15	934	62.3	3	0	4	39.8	25
Opponents	4	249	62.3	1	0	3	40.3	24

# 2024 STATISTICS | QUARTERBACK DRIVE CHART

## QUARTERBACK DRIVE CHART

	STARTED	TDs	FGs	MFG	PUNT	DRIVES DOWNS	TO	SAFETY	CLOCK	DRIVES ENDED BY SCORED	POINTS DRIVE	PTS/QB EFFIC.
<b>COLORADO STATE</b>												
Quinn Ewers	8	5	1	0	1	0	1	0	0	6	4.7	70.0%
Arch Manning	2	2	0	0	0	1	0	0	1	2	7.0	0.0%
<b>at Michigan</b>												
Quinn Ewers	10	4	1	1	3	0	0	0	1	3	2.7	00.0%
<b>PLAYER TOTALS</b>												
Quinn Ewers	18	10	2	1	4	0	1	0	1	9	4.7	70.0%
Arch Manning	2	2	0	0	0	1	0	0	1	2	7.0	0.0%
<b>TEXAS</b>												
	20	12	2	1	4	1	1	0	2	11	5.8	50.3%
<b>OPPONENTS</b>												
	23	1	2	0	9	2	6	0	1	1	0.5	28.3%
<b>CAREER TOTALS</b>												
Quinn Ewers	246	89	40	9	64	14	22	1	7	129	3.0	51.8%
Arch Manning	4	3	0	0	0	2	0	0	1	3	2.6	50.0%

KEY: FG - denotes successful field goal | MFG - denotes missed field goal | QB EFFIC is the percentage of drives that generated points |  
 Team - Team running out clock at the end of half | \*Both quarterbacks participated in the drive

# 2024 STATISTICS | SCORING PLAYS

## 2024 SCORING DRIVES/NON-OFFENSIVE SCORES (13)

TIME	PLAYS-YARDS	RESULT	SCORING PLAY	OPPONENT
0:46	5-33	TD	Matthew Golden 11 yd pass from Quinn Ewers	Colorado State
0:49	6-42	TD	Matthew Golden 5 yd pass from Quinn Ewers	Michigan
1:37	5-43	TD	Isaiah Bond 7 yd pass from Quinn Ewers	Colorado State
1:41	4-49	TD	Silas Bolden 5 yd pass from Arch Manning	Colorado State
1:43	4-64	TD	Quintrevion Wisner 3 yd rush	Colorado State
1:45	4-4	FG	Bert Auburn 45 yd field goal	Colorado State
2:49	6-75	TD	Jaydon Blue 7 yd pass from Quinn Ewers	Michigan
2:50	7-70	TD	Matthew Golden 1 yd pass from Quinn Ewers	Colorado State
3:06	6-56	TD	Gunnar Helm 21 yd pass from Quinn Ewers	Michigan
3:35	8-80	TD	Jerrick Gibson 5 yd run	Colorado State
4:10	10-29	FG	Bert Auburn 26 yd field goal	Michigan
4:41	11-55	TD	Arch Manning 1 yd run	Colorado State
4:53	12-76	TD	Jerrick Gibson 7 yd run	Michigan

# 2024 STATISTICS | BIG PLAYS

## 20-YARD PLAYS (7)

YDS	TYPE	NAME	OPPONENT
55	Run	Ryan Wingo	Michigan
40	Pass	Johntay Cook II from Arch Manning	Colorado State
38	Pass	Matthew Golden from Quinn Ewers	Colorado State
37	Pass	Gunnar Helm from Quinn Ewers	Colorado State
33	Pass	Isaiah Bond from Quinn Ewers	Michigan
30	Pass	Ryan Wingo from Arch Manning	Colorado State
25	Rush	Isaiah Bond	Colorado State
23	Pass	Isaiah Bond from Quinn Ewers	Colorado State
23	Pass	Jaydon Blue from Quinn Ewers	Michigan
22	Rush	Jerrick Gibson	Colorado State
22	Pass	Gunnar Helm from Quinn Ewers	Michigan
22	Pass	Gunnar Helm from Quinn Ewers	Michigan
21	Pass	Gunnar Helm from Quinn Ewers	Michigan*
20	Pass	Matthew Golden from Quinn Ewers	Michigan

## 20-YARD PLAYS (BY PLAYER)

NAME	TD	RUSH	REC	TOTAL
Helm, Gunnar	1	0	4	4
Bond, Isaiah	0	1	2	3
Wingo, Ryan	0	1	1	2
Cook II, Johntay	0	0	1	1
Golden, Matthew	0	0	1	1
Gibson, Jerrick	0	1	0	1
TOTAL	1	3	9	12

## 20-YARD PLAYS SUMMARY

OPPONENT	NO. (TDs)
Colorado State	7 (0)
Pass	5 (0)
Rush	2 (0)
Michigan	7 (1)
Pass	6 (1)
Rush	1 (0)



# 2024 STATISTICS | SUPERLATIVES

## INDIVIDUAL SINGLE-GAME SUPERLATIVES

CATEGORY	NO.	INDIVIDUAL
Rushes	11	Jaydon Blue vs. Colorado State (8/31/2024)
Yards Rushing	67	Jerrick Gibson vs. Colorado State (8/31/2024)
TD Rushes	1	Jerrick Gibson at Michigan (9/7/2024)
	1	Arch Manning vs. Colorado State (8/31/2024)
	1	Quintrevion Wisner vs. Colorado State (8/31/2024)
	1	Jerrick Gibson vs. Colorado State (8/31/2024)
Long Rush	55	Ryan Wingo at Michigan (9/7/2024)
Pass Attempts	36	Quinn Ewers at Michigan (9/7/2024)
Pass Completions	24	Quinn Ewers at Michigan (9/7/2024)
Yards Passing	260	Quinn Ewers vs. Colorado State (8/31/2024)
TD Passes	3	Quinn Ewers at Michigan (9/7/2024)
	3	Quinn Ewers vs. Colorado State (8/31/2024)
Long Pass	40	Arch Manning vs. Colorado State (8/31/2024)
Receptions	7	Gunner Helm at Michigan (9/7/2024)
Yards Receiving	98	Gunner Helm at Michigan (9/7/2024)
TD Receptions	2	Matthew Golden vs. Colorado State (8/31/2024)
Long Reception	40	Johntay Cook II vs. Colorado State (8/31/2024)
Field Goals	1	Bert Auburn at Michigan (9/7/2024)
	1	Bert Auburn vs. Colorado State (8/31/2024)
Long Field Goals	45	Bert Auburn vs. Colorado State (8/31/2024)
Punts	3	Michael Kern at Michigan (9/7/2024)
Punting Avg.	39.3	Michael Kern at Michigan (9/7/2024)
Long Punt	42	Michael Kern at Michigan (9/7/2024)
Punts Inside 20	1	Michael Kern at Michigan (9/7/2024)
	1	Michael Kern vs. Colorado State (8/31/2024)
Long Punt Return	35	Silas Bolden vs. Colorado State (8/31/2024)
Long Kickoff Return	26	Matthew Golden vs. Colorado State (8/31/2024)
Tackles	8	Jaylon Guilbeau vs. Colorado State (8/31/2024)
Sacks	1	Colin Simmons at Michigan (9/7/2024)
Tackles For Loss	1	Jaylon Guilbeau at Michigan (9/7/2024)
	1	Colin Simmons at Michigan (9/7/2024)
	1	David Gbenda vs. Colorado State (8/31/2024)
	1	Anthony Hill, Jr. vs. Colorado State (8/31/2024)
	1	Liona Lefau vs. Colorado State (8/31/2024)
Interceptions	1	Andrew Mukuba at Michigan (9/7/2024)
	1	Derek Williams, Jr. at Michigan (9/7/2024)
	1	Jahdae Barron vs. Colorado State (8/31/2024)
	1	Wardell Mack vs. Colorado State (8/31/2024)

## TEAM SINGLE-GAME SUPERLATIVES

CATEGORY	NO.	TEAM
Rushes	41	Colorado State (8/31/2024)
Yards Rushing	190	Colorado State (8/31/2024)
Yards Per Rush	4.6	Colorado State (8/31/2024)
TD Rushes	3	Colorado State (8/31/2024)
Pass Attempts	36	at Michigan (9/7/2024)
Pass Completions	25	Colorado State (8/31/2024)
Yards Passing	355	Colorado State (8/31/2024)
Yards Per Pass	10.8	Colorado State (8/31/2024)
TD Passes	4	Colorado State (8/31/2024)
Total Plays	74	Colorado State (8/31/2024)
Total Offense	545	Colorado State (8/31/2024)
Yards Per Play	7.4	Colorado State (8/31/2024)
Points	52	Colorado State (8/31/2024)
Sacks By	1	at Michigan (9/7/2024)
First Downs	26	Colorado State (8/31/2024)
Penalties	7	at Michigan (9/7/2024)
Penalty Yards	45	at Michigan (9/7/2024)
Turnovers	1	Colorado State (8/31/2024)
Punts	3	at Michigan (9/7/2024)
Punting Avg.	39.3	at Michigan (9/7/2024)
Long Punt	42	at Michigan (9/7/2024)
Punts Inside 20	1	at Michigan (9/7/2024)
	1	Colorado State (8/31/2024)
Long Punt Return	35	Colorado State (8/31/2024)

## OPPONENT SINGLE-GAME SUPERLATIVES

CATEGORY	NO.	INDIVIDUAL
Rushes	25	Justin Marshall vs. Colorado State (8/31/2024)
Yards Rushing	106	Justin Marshall vs. Colorado State (8/31/2024)
TD Rushes	0	
Long Rush	13	Justin Marshall vs. Colorado State (8/31/2024)
Pass Attempts	33	Davis Warren at Michigan (9/7/2024)
Pass Completions	22	Davis Warren at Michigan (9/7/2024)
Yards Passing	204	Davis Warren at Michigan (9/7/2024)
TD Passes	1	Davis Warren at Michigan (9/7/2024)
Long Pass	31	Davis Warren at Michigan (9/7/2024)
Receptions	8	Colston Loveland at Michigan (9/7/2024)
Yards Receiving	70	Colston Loveland at Michigan (9/7/2024)
TD Receptions	1	Semaj Morgan at Michigan (9/7/2024)
Long Reception	31	Semaj Morgan at Michigan (9/7/2024)
Field Goals	2	Dominic Zvada at Michigan (9/7/2024)
Long Field Goals	52	Dominic Zvada at Michigan (9/7/2024)
Punts	7	Paddy Turner vs. Colorado State (8/31/2024)
Punting Avg.	39.9	Paddy Turner vs. Colorado State (8/31/2024)
Long Punt	53	Paddy Turner vs. Colorado State (8/31/2024)
Punts Inside 20	2	Paddy Turner vs. Colorado State (8/31/2024)
Long Punt Return	8	Semaj Morgan at Michigan (9/7/2024)
Long Kickoff Return	19	Jordan Marshall at Michigan (9/7/2024)
Tackles	10	Henry Blackburn vs. Colorado State (8/31/2024)
Sacks	1	Gabe Kirschke vs. Colorado State (8/31/2024)
Tackles For Loss	1	Zeke Berry at Michigan (9/7/2024)
	1	Derrick Moore at Michigan (9/7/2024)
	1	Jyaire Hill at Michigan (9/7/2024)
	1	James Mitchell vs. Colorado State (8/31/2024)
	1	Gabe Kirschke vs. Colorado State (8/31/2024)
	1	Kenyon Agurs vs. Colorado State (8/31/2024)
	1	Buom Jock vs. Colorado State (8/31/2024)
	1	Andrew Laurich vs. Colorado State (8/31/2024)
Interceptions	1	Chase Wilson vs. Colorado State (8/31/2024)

## OPPONENT TEAM SINGLE-GAME SUPERLATIVES

CATEGORY	NO.	TEAM
Rushes	32	Colorado State (8/31/2024)
Yards Rushing	118	Colorado State (8/31/2024)
Yards Per Rush	3.7	Colorado State (8/31/2024)
TD Rushes	0	at Michigan (9/7/2024)
	0	Colorado State (8/31/2024)
Pass Attempts	33	at Michigan (9/7/2024)
Pass Completions	22	at Michigan (9/7/2024)
Yards Passing	204	at Michigan (9/7/2024)
Yards Per Pass	6.2	at Michigan (9/7/2024)
TD Passes	1	at Michigan (9/7/2024)
Total Plays	56	at Michigan (9/7/2024)
	56	Colorado State (8/31/2024)
Total Offense	284	at Michigan (9/7/2024)
Yards Per Play	5.1	at Michigan (9/7/2024)
Points	12	at Michigan (9/7/2024)
Sacks By	1	Colorado State (8/31/2024)
First Downs	13	at Michigan (9/7/2024)
Penalties	4	at Michigan (9/7/2024)
Penalty Yards	30	at Michigan (9/7/2024)
Turnovers	3	at Michigan (9/7/2024)
Punts	7	Colorado State (8/31/2024)
Punting Avg.	39.9	Colorado State (8/31/2024)
Long Punt	53	Colorado State (8/31/2024)
Punts Inside 20	2	Colorado State (8/31/2024)
Long Punt Return	8	at Michigan (9/7/2024)

# 2024 STATISTICS | MISCELLANEOUS

## SCORING

SCORING	TD	FGS	KICK	PAT RUSH	PAT RCV	PAT PASS	PAT DXP	SAF	POINTS
Matthew Golden	3	-	-	-	-	-	-	-	18
Bert Auburn	-	2-3	11-11	-	-	-	-	-	17
Jerrick Gibson	2	-	-	-	-	-	-	-	12
Silas Bolden	1	-	-	-	-	-	-	-	6
Gunnar Helm	1	-	-	-	-	-	-	-	6
Jaydon Blue	1	-	-	-	-	-	-	-	6
Isaiah Bond	1	-	-	-	-	-	-	-	6
Arch Manning	1	-	-	-	-	-	-	-	6
Quintrevion Wisner	1	-	-	-	-	-	-	-	6
Total	11	2-3	11-11	0	0	0	0	0	83
Opponents	1	2-2	0-0	0	0	0	0	0	12

## FIELD GOAL ACCURACY

NAME	TOTAL	PCT	0-19	20-29	30-39	40-49	50+	LONG	BLK
Bert Auburn	2-3	66.7	0-0	1-1	0-0	1-2	0-0	45	0
Opponents	2-2	100.0	0-0	0-0	1-1	0-0	1-1	52	0

FG SEQUENCE	TEXAS	OPPONENTS
Michigan	43, (26)	(37), (52)
Colorado State	(45)	-

Numbers in (parentheses) indicate field goal was made.

## TEXAS IN THE RED ZONE

Possessions	11
Total scores	11
Percentage	100.0%
Points Scored	73
Touchdowns (rush/pass)	10 (4/6)
Field goals	1
Missed field goals	0
On downs	0
Turnovers (fumble/interception)	0 (0/0)
Clock	0

## OPPONENTS IN THE RED ZONE

Possessions	2
Total scores	1
Percentage	50.0%
Points Scored	3
Touchdowns (rush/pass)	0 (0/0)
Field goals	1
Missed field goals	0
On downs	0
Turnovers (fumble/interception)	1 (0/1)
Clock	0

## TEXAS NON-OFFENSIVE TOUCHDOWNS

YDS	PLAY	PLAYER	OPPONENT
-	-	-	-

## POINTS OFF TURNOVERS

OPPONENT	UT TOs	OPP POINTS	OPP TOs	UT POINTS
Colorado State	1	0	2	7
at Michigan	0	0	3	10

# 2024 STATISTICS | GAME CAPSULES

## GAME-BY-GAME CAPSULES

GAME	1ST DOWNS		RUSHING		PASSING		TOTAL PLAYS-YDS	3RD DOWN CONV.	TIME OF POSSESSION
	R-PS-PN	ATT-YDS	TD	C-ATT-INT	YDS	TD			
Colorado State .....	4-6-1	32-118 .....	0	13-24-2 .....	74 .....	0	56-192	5-14	29:17
Texas .....	10-16-0	41-190 .....	3	25-33-1 .....	355 .....	4	74-545	6-12	30:43
Texas .....	9-10-0	32-143 .....	1	24-36-0 .....	246 .....	3	68-389	10-16	31:20
Michigan .....	4-9-0	23-80 .....	0	22-33-2 .....	204 .....	1	56-284	3-12	28:40

## 2024 CENTURY CLUB

RUSHING [0]		NAME, OPPONENT
YARDS	ATTEMPTS	
-	-	-

RECEIVING [0]		NAME, OPPONENT
YARDS	RECEPTIONS	
-	-	-





# 2024 STATISTICS | DEFENSE

## GAME-BY-GAME TACKLES (INDIVIDUAL)

TOTAL TACKLES	UA-A	TOT	CSU	MICH
Jaylon Guilbeau	4-9	13	2-6	2-3
Anthony Hill, Jr.	5-6	11	3-2	2-4
David Gbenda	5-6	11	2-2	3-4
Derek Williams, Jr.	4-3	7	1-1	3-2
Michael Taaffe	3-4	7	2-1	1-3
Andrew Mukuba	4-2	6	1-1	3-1
Morice Blackwell, Jr.	2-4	6	1-1	1-3
Malik Muhammad	4-1	5	2-0	2-1
Liona Lefau	3-2	5	2-0	1-2
Vernon Broughton	3-2	5	1-1	2-1
Jahdae Barron	2-3	5	0-1	2-2
Trey Moore	2-2	4	1-0	1-2
Jelani McDonald	1-3	4	0-2	1-1
Colin Simmons	3-0	3	2-0	1-0
Jordan Johnson-Rubell	3-0	3	3-0	DNP
Marshall Landwehr	2-1	3	2-1	-
Jermayne Lole	1-2	3	0-1	1-1
Alfred Collins	2-0	2	1-0	1-0
Gavin Holmes	1-1	2	1-1	-
Justice Finkley	0-2	2	0-1	0-1
Barryn Sorrell	0-2	2	0-1	0-1
Colton Vasek	0-2	2	0-2	-
Will Stone	1-0	1	-	1-0
Graham Gillespie	1-0	1	1-0	DNP
Derion Gullette	1-0	1	1-0	DNP
DJ Campbell	1-0	1	1-0	-
Kobe Black	0-1	1	0-1	-
Amari Niblack	0-1	1	0-1	-
Warren Roberson	0-1	1	0-1	-

## 2024 OFFICIATING CREWS

### 1 - COLORADO STATE

R: David Smith  
 U: Paul Myers  
 HL: Carl Gioia  
 LJ: Michael Taylor  
 FJ: Raymond Tate  
 SJ: Bryan Murphy  
 BJ: Paul Schardein

### 2 - MICHIGAN

R: Ron Snodgrass  
 U: Brad Hudak  
 HL: Ric Hinkamper  
 LJ: Jeff Szink  
 FJ: Kyle DeBuse  
 SJ: Todd Ransom  
 BJ: Bob Stinson

# 2024 STATISTICS | DEFENSE

## DEFENSIVE LEADERS

<b>SACKS</b>	1.0-2	<b>MULTI-TFL GAMES</b>	0	<b>FORCED FUMBLES</b>	0	<b>BLOCKED PUNTS</b>	0
Colin Simmons	1.0-2	-	-	-	-	-	-
<b>TACKLES FOR LOSS</b>	8.0-13	<b>MULTI-SACK GAMES</b>	0	<b>RECOVERED FUMBLES</b>	1-2	<b>BLOCKED FIELD GOALS/PAT</b>	0
Anthony Hill, Jr.	1.5-3	-	-	Jahdae Barron	1-2	-	-
David Gbenda	1.5-2					-	-
Colin Simmons	1.0-2			<b>INTERCEPTIONS</b>	4-33		
Jaylon Guilbeau	1.0-1			Jahdae Barron	1-30		
Liona Lefau	1.0-1			Wardell Mack	1-0		
Gavin Holmes	0.5-1			Andrew Mukuba	1-3		
Colton Vasek	0.5-1			Derek Williams, Jr.	1-0		
Amari Niblack	0.5-1			<b>PASS BREAKUPS</b>	8		
Barryrn Sorrell	0.5-1			Vernon Broughton	1		
<b>QB PRESSURES</b>	7			Gavin Holmes	1		
Barryrn Sorrell	3			Michael Taaffe	1		
Colin Simmons	2			Malik Muhammad	1		
Michael Taaffe	1			Andrew Mukuba	1		
Vernon Broughton	1			Jahdae Barron	1		
				Jaylon Guilbeau	1		
				Alfred Collins	1		

## GAME-BY-GAME DEFENSIVE STATISTICS (TEAM)

OPPONENT	SACKS	TFL	FF	FR	INT	PBU	P BLK	FG BLK	XP BLK	QBP
COLORADO STATE .....	0.0	5.0	0	0	2	4	0	0	0	2
at Michigan .....	1.0	3.0	0	1	2	5	0	0	0	5

# 2023 STATISTICS | STARTERS

## 2024 STARTERS (GAME-BY-GAME)

OFFENSE	QB	RB	TE	WR	WR	WR/TE/RB	LT	LG	C	RG	RT
COLORADO STATE	Ewers	Blue	Helm	Moore, Jr.	Golden	Bond	Banks, Jr.	Conner	Majors	Campbell	Jones
at Michigan	Ewers	Blue	Helm	Bond	Golden	Wisner	Banks, Jr.	Conner	Majors	Campbell	Williams

DEFENSE	JACK	DT	NT	SLB/EDGE	MLB	WLB	STAR/DL/EDGE	CB	FS	BS	CB
COLORADO STATE	Broughton	Sorrell	Collins	Moore (EDGE)	Hill, Jr.	Gbenda	Barron (STAR)	Guileau	Mukuba	Taaffe	Muhammad
at Michigan	Broughton	Sorrell	Collins	Moore (EDGE)	Hill, Jr.	Gbenda	Lole	Williams, Jr.	Barron	Taaffe	Muhammad

## CAREER PARTICIPATIONS/STARTS

Player	Career Games	Career Starts	Consec Games	Consec Starts
Malik Agbo, OL	18	0	16	0
Tausili Akana, EDGE	1	0	0	0
Rett Andersen, WR	0	0	0	0
Bert Auburn, K	30	0	29	0
Brandon Baker, OL	1	0	1	0
Kelvin Banks Jr., OL	29	29	29	29
Ridge Barker	0	0	0	0
Spencer Barnett	0	0	0	0
Jahdae Barron, DB	423	25	36	9
CJ Baxter, RB	13	6	11	4
Reece Beauchamp, WR	0	0	0	0
Dorian Black, DL	0	0	0	0
Kobe Black, DB	2	0	2	0
Morice Blackwell Jr., LB	35	5	13	0
Jaray Bledsoe, DL	9	0	0	0
Jaydon Blue, RB	25	2	17	2
Ty Boatright, WR	0	0	0	0
Silas Bolden, WR	2	0	2	0
Isaiah Bond, WR	2	2	2	2
Vernon Broughton, DL	42	4	17	2
McCoy Bruce, DB	0	0	0	0
Aaron Bryant, DL	10	0	1	0
Ethan Burke, EDGE	26	0	8	0
Aaron Butler, WR	0	0	0	0
DJ Campbell, OL	23	16	20	16
Bryce Chambers, WR	0	0	0	0
Jaydon Chatman, OL	2	0	0	0
Christian Clark, RB	0	0	0	0
Anfre Cojoe, OL	0	0	0	0
Jay Vion Cole, DB	0	0	0	0
Alfred Collins, DL	50	14	28	2
Hayden Conner, OL	37	29	33	29
Johntay Cook II, WR	15	0	15	0
Daniel Cruz, OL	0	0	0	0
Juan Davis, TE	30	0	14	0
Freddie Dubose, WR	0	0	0	0
Jackson Duffey, DB	0	0	0	0
Quinn Ewers, QB	24	24	7	7
Charlie Faris, K	0	0	0	0
Xavier Filsaime, DB	0	0	0	0
Justice Finkley, EDGE	28	0	27	0
Michael Flanagan, LB	0	0	0	0
Velton Gardner, RB	1	0	1	0
Eric Garza, LB	0	0	0	0
David Gbenda, LB	49	13	17	2
Jerrick Gibson, RB	2	0	2	0
Graham Gillespie, DB	1	0	1	0
Matthew Golden, WR	2	2	2	2
Trevor Goosby, OL	4	0	2	0
Jaylon Guilbeau, DB	18	5	2	0
Derion Gullette	1	0	1	0
Tate Haver, DS	0	0	0	0
Gunnar Helm, TE	41	12	41	3
Anthony Hill Jr., LB	16	8	16	5
Melvin Hills III, DL	0	0	0	0
Gavin Holmes, DB	16	2	16	0
Cole Hutson, OL	24	0	9	0
Alex January, DL	1	0	1	0
Jordon Johnson-Rubell, DB	1	0	1	0
Michael Kern, P/K	2	0	2	0
Nate Kibble, OL	0	0	0	0
Brooks Kieschnick Jr., OL	0	0	0	0
Marshall Landwehr, LB	4	0	2	0
Liona Lefau, LB	16	0	16	0
Parker Livingstone, WR	1	0	1	0
Jermayne Lole, DL	2	1	2	1
Cole Lourd, QB	0	0	0	0
Wardell Mack, DB	1	0	1	0
Jake Majors, OL	44	43	43	43
Arch Manning, QB	3	0	1	0
Carson Marshall, DB	0	0	0	0
Rick McBroom, OL	0	0	0	0
Jelani McDonald, DB	14	0	8	0
Hamilton McMartin, WR	0	0	0	0
Max Merril, OL	0	0	0	0
Quinn Merritt, WR	0	0	0	0
Thatcher Milton, WR	0	0	0	0
Sydir Mitchell, DL	5	0	1	0
Trey Moore, EDGE	2	2	2	2
DeAndre Moore Jr., WR	12	1	9	1
Malik Muhammad, DB	16	4	16	4
Andrew Mukuba, DB	2	1	2	0
Amari Niblack, TE	2	0	2	0
Ryan Niblett, WR	4	0	1	0
Bill Norton, DL	2	0	2	0
Trey Owens, QB	0	0	0	0
Colin Page, RB	2	0	1	0
Remy Patson, WR	0	0	0	0
Hudson Powell, WR	0	0	0	0
Will Randle, TE	0	0	0	0
Ian Ratliff, P	0	0	0	0
Christian Rizzi, DS	1	0	0	0
Warren Roberson, DB	3	0	2	0
Connor Robertson, OL	15	0	1	0
Nik Sanders, RB	0	0	0	0
Brady Sarkisian, LB	0	0	0	0
Tiaoalii Savea, DL	1	0	1	0
Spencer Shannon, TE	1	0	1	0
Colin Simmons, EDGE	2	0	2	0
Ty Anthony Smith, LB	2	0	2	0
Barryn Sorrell, EDGE	35	26	27	16
Lance St. Louis, DS	24	0	24	0
Will Stone, K	29	0	29	0
Connor Stroh, OL	0	0	0	0
Robert Sweeney, OL	0	0	0	0
Michael Taaffe, DB	29	12	29	10
Joe Tatum, QB	0	0	0	0
Neto Umeozulu, OL	9	0	1	0
Ziky Umeozulu, DB	0	0	0	0
Zina Umeozulu, EDGE	0	0	0	0
Colton Vasek, EDGE	2	0	2	0
Jordan Washington, TE	0	0	0	0
Reid Watkins, RB	0	0	0	0
Cameron Williams, OL	24	3	2	2
Derek Williams Jr., DB	15	1	14	1

