



**RICE - UTSA MEDIA**

**TELEVISION**

Play-by-Play: James Westling  
Analyst: Leger Douzable

**RADIO**

Rice Radio (internet & Varsity Ap)  
Play-by-Play: JP Heath  
Analyst: Nate Griffin  
Sideline Reporter: Jason Metko

**2024 SCHEDULE**

	<b>SAM HOUSTON</b>		<b>AUG 31</b> L, 14-34
	<b>TEXAS SOUTHERN</b>		<b>SEPT 7</b> W, 69-7
	<b>HOUSTON</b>		<b>SEPT 14</b> L, 7-33
	<b>AT ARMY WEST POINT</b>		<b>SEPT 21</b> L, 14-37
	<b>CHARLOTTE</b>		<b>SEPT. 28</b> L, 20-21
	<b>UTSA</b>		<b>OCT. 12</b> 6:00
	<b>AT TULANE</b>		<b>OCT. 19</b> 2:30
	<b>AT UCONN</b>		<b>OCT 26</b> 2:30
	<b>NAVY</b>		<b>NOV. 2</b> TBA
	<b>AT MEMPHIS</b>		<b>NOV. 8</b> 8:00
	<b>AT UAB</b>		<b>NOV 23</b> TBA
	<b>USF</b>		<b>NOV 30</b> TBA

**TABLE OF CONTENTS**

Depth Chart.....	1	Roster.....	14
Notes.....	4	Career Stats.....	16
Pronunciations.....	8	Career Highs.....	18
Starters.....	8	HC Mike Bloomgren.....	19
Owls in the NFL.....	9	Scouring Drives.....	22
Career Games/Starts.....	11	2024 Stats.....	29
The Last Time.....	12	2024 Box Scores.....	44

**RICE** 1-4, 0-2    vs.    **UTSA** 2-3, 0-1

**RICE STADIUM**  
HOUSTON, TEXAS // Oct. 12, 2024 // 6 p.m.

**RICE**

Record (AAC) ..... 1-4 (0-2)  
 Ranking ..... N/A  
 Last Game: ..... vs. Charlotte // L, 20-21  
 Streak: ..... L3  
 Head Coach: ..... Mike Bloomgren  
 Career Record: ..... 23-49 (7th)  
 Rice Record: ..... Same

**STAT LEADERS**

**RUSHING:** ..... Dean Connors  
 55 att.; 369 yards (6.7); 5 TDs  
**PASSING:** ..... E.J. Warner  
 108-177-6, 955 yards, 7 TDs  
**RECEIVING:** ..... Matt Sykes  
 24 rec., 306 yards, 2 TDs  
**TACKLES:** ..... Ty Morris  
 24 tkls; 2.5 TFL; 1.0 SACKS

**UTSA**

Record (AAC) ..... 2-3 (0-1)  
 Ranking ..... N/A  
 Last Game: ..... at East Carolina // L, 20-30  
 Streak: ..... L1  
 Head Coach: ..... Jeff Traylor  
 Career Record: ..... 41-17 (5th)  
 UTSA Record: ..... Same

**STAT LEADERS**

**RUSHING:** ..... Brandon High  
 28 att.; 203 yards (7.3); 2 TDs  
**PASSING:** ..... Owen McCown  
 101-164-2, 1,054 yards, 7 TDs  
**RECEIVING:** ..... Willie McCoy  
 15 rec., 306 yards, 2 TDs  
**TACKLES:** ..... Elliott Davison  
 25 tkls; 2 PBU

	<b>2024 AT A GLANCE</b>		
	24.8	POINTS/GAME	22.0
	26.4	POINTS ALLOWED/GAME	31.6
	140.2	RUSH YARDS/GAME	141.6
	205.0	PASS YARDS/GAME	255.4
	345.2	TOTAL OFFENSE/GAME	397.0
	317.0	TOTAL DEFENSE/GAME	377.8

**INSIDE THE SERIES**

- This is the 12th meeting between the two schools, the last two as members of the American Athletic Conference
- The schools met for eight consecutive years (1 non-conference and seven in C-USA) before the 2020 game was canceled due to COVID-19-related issues.
- This will be the fourth straight meeting between the schools, which matches series with Houston and Charlotte as the longest active for Rice.
- UTSA leads the series 8-3 (7-2 in C-USA, 1-0 in The American, 0-1 non-conference) and has won eight straight overall and three straight at Rice Stadium.
- The two first met on 10/13/12 in a non-conference game that was part of Rice's Centennial Celebration, with Rice winning 34-14.
- Rice won the initial meeting as members of C-USA, 27-20 in 2013. Later that season, UTSA's 21-13 win at North Texas broke a tie between Rice and UNT and allowed Rice to capture the C-USA West and advance to the C-USA Championship game.

**ATHLETIC COMMUNICATIONS**

**RICE**  
**CHUCK POOL**  
 CPOOL@RICE.EDU  
 C: 832-224-6476 | O: 713-348-5775

**CHARLOTTE**  
**KYLE STEPHENS**  
 KYLE.STEPHENS@UTSA.EDU



# UTSA TWO-DEEP

## OFFENSE

TE (Y)	7	Elijah Mojarro	6' 4"	239	Gr. 1L	Orange, California / Orange Lutheran/California
	16	Graham Walker	6' 3"	227	Gr. TR	Hinesburg, Vermont / Avon Old Farms / Brown
LT	69	Chad Lindberg	6' 6"	325	Gr. TR	League City, Texas / Clear Creek/Georgia
	74	Brad Baur	6' 5"	285	R-So.-1L	Rocklin, California / Rocklin
LG	79	Weston Kropp	6' 4"	315	Sr.1L	Biloxi, Mississippi / Biloxi / Jones College
	67	Luke Needham	6' 5"	295	R-Fr.	Germantown, Tennessee / Houston
C	64	David Stickle	6' 3"	288	Gr. TR	Pace, Florida / Pace/Florida State
	55	Netane Fehoko	6' 0"	290	R-Jr.	Inglewood, California / Hillsdale/College of San Mateo
RG	61	Trace Norfleet	6' 2"	278	R-So.	Lewisville, Texas / Prestonwood Christian
	73	Spencer Cassell	6' 6"	293	Gr. TR	Hingham, Massachusetts / Hingham / Harvard
RT	77	Brant Banks	6' 7"	325	Gr.	Houston, Texas / Westbury Christian / Nebraska
	58	Peyton Farmer	6' 6"	292	R-Fr.	Fresno, Texas / Ridge Point
QB	13	E.J. Warner	6' 0"	190	Jr. TR	Phoenix, Arizona / Brophy College Prep/Temple
	5	Drew Devillier	6' 5"	220	Fr. HS	Plano, Texas / Plano East
RB	0	Dean Connors	6' 0"	205	Sr. 2 2L	Kamuela, Hawai'i / Hawai'i Prep / Murrieta Valley (CA)/Riverside CC
	10	Quinton Jackson	5' 7"	154	R-So. 1L	Fort Worth, Texas / North Crowley
FB	49	Micah Barnett	6' 1"	240	JR. 2L	Dickinson, Texas / Dickinson
	44	Geron Hargon	6' 2"	242	R-JR. 3L	Shreveport, Louisiana / Captain Shreve
WR-F	2	Kobie Campbell	5' 7"	171	Sr. 4L	Missouri City, Texas / Hightower
	6	Drayden Dickmann	5' 11"	182	R-Fr.	Georgetown, Texas / Georgetown
WR-X	8	Matt Sykes	6' 4"	215	Gr.	Makakilo, Hawai'i / Saint Louis School/ UCLA
	1	JoVoni Johnson-McCray	6' 4"	211	R-Sr. 4L	Conway, Arkansas / Conway
WR-Z	11	Tyson Thompson	5' 9"	188	R-Jr. 1L	Spring, Texas / Klein/HCU
	81	Braylen Walker	5' 10"	171	R-So. 1L	Sulphur, Louisiana / Lake Charles College Prep / Sulphur

## DEFENSE

DE	94	Charlie Looes	6' 3"	275	Gr. TR	Hillsdale, New Jersey / Pascack Valley/Dartmouth
	8	Joseph Mutombo	6' 5"	270	R-Fr.	Fort Worth, Texas / Keller Central
DT	50	Izeya Floyd	6' 2"	315	R-Sr. 4L	Frisco, Texas / Reedy
	74	Michael Larbie	6' 0"	282	Gr. 1-L	Bryn Mawr, Pennsylvania / Sun Valley / Duke
NT	75	Blake Boenisch	6' 3"	332	R-Jr.	Needville, Texas / Needville
	57	Aquantis Clemmons	5' 10"	280	R-Fr.	Atlanta, Georgia / Carver
RUSH	5	Josh Percy	6' 2"	245	R-Sr. 4L	Moorestown, New Jersey / Moorestown
	49	Michael Daley	6' 2"	235	R-Jr. TR	Alpine, Utah / Lone Peak/BYU
MIKE	3	Ty Morris	6' 2"	218	So.1L	Houston, Texas / Dekaney
	34	Kaleb Blanton	6' 1"	220	Fr.	Manvel, Texas / Manvel
DIME	33	Myron Morrison	6' 3"	225	R-Sr. 4L	Humble, Texas / Atascocita
	56	Blaise Tita	6' 1"	213	Jr. TR	Houston, Texas / Alief Taylor/Lamar/Kilgore JC
VIPER	9	Peyton Stevenson	6' 3"	192	R-Jr. 2L	Demopolis, Alabama / Demopolis
	7	Chike Anigbogou	5' 11"	199	Gr. 4L	Missouri City, Texas / Ridge Point
SS	26	Gabriel Taylor	5' 10"	193	Sr.4L	Miami, Florida / Gulliver Prep
	13	Lamont Narcisse	5' 11"	169	R-Jr. 3L	Pasadena, California / Calabasas
FS	31	Tyson Flowers	5' 11"	211	R-So.1-L	Fort Worth, Texas / Southwest Christian
	29	Daveon Hook	5' 11"	185	Jr. 2-L	Cibolo, Texas / Steele
RCB	1	Sean Fresch	5' 9"	177	Sr. 4L	Austin, Texas / Lyndon B. Johnson HS
	14	Ephraim Dotson	5' 9"	177	Fr. HS	Missouri City, Texas / Hightower
RCB	17	Max Ahoia	5' 11"	175	Sr. 1L	La Mirada, California / La Mirada/Fullerton College/ El Camino College
	23	Faybian Marks	5' 10"	193	Gr. TR	Richmond, Texas / George Ranch / Utah

## SPECIAL TEAMS

PK	28	Enock Gota	6' 0"	201	R-So-1L	Houston, Texas / Dekaney
or	15	Tim Horn	6' 2"	225	R-Sr. 2L	Honolulu, Hawai'i / Punahou/Washington
KO	28	Enock Gota	6' 0"	201	R-So. 1L	Houston, Texas / Dekaney
or	15	Tim Horn	6' 2"	225	R-Sr. 2L	Honolulu, Hawai'i / Punahou/Washington
H	30	Reese Keeney	5' 11"	182	R-Fr.	Knoxville, Tennessee / Farragut
	23	Conor Hunt	5' 11"	190	5th 2L	Lihue, Hawai'i / Hawai'i Preparatory Academy/Georgetown
P	91	Alex Bacchetta	6' 2"	227	So.	Atlanta, Georgia / The Westminster School/ Penn State
	23	Conor Hunt	5' 11"	188	Gr.2L	Lihue, Hawai'i / Hawai'i Preparatory Academy / Georgetown
or	30	Reese Keeney	5' 11"	182	R-Fr.	Knoxville, Tennessee / Farragut
LS	48	Wyatt Freeman	5' 10"	207	So, 1L	Bakersfield, California / Centennial / Naval Academy Prep
	45	Colby Connell	5' 10"	219	RS Fr	San Antonio, Texas / O'Connor
PR	1	Sean Fresch	5' 9"	181	Sr. 4L	Austin, Texas / Lyndon B. Johnson HS
	11	Tyson Thompson	5' 9"	188	R-Jr. 1L	Spring, Texas / Klein/HCU
	6	Drayden Dickmann	5' 11"	182	R-Fr.	Georgetown, Texas / Georgetown
KR	10	Quinton Jackson	5' 7"	160	R-So. 1L	Fort Worth, Texas / North Crowley
	1	Sean Fresch	5' 9"	181	Sr. 4L	Austin, Texas / Lyndon B. Johnson HS
	21	Taji Atkins	5' 7"	177	Fr.	Houston, Texas / Westfield
or	11	Tyson Thompson	5' 9"	188	R-Jr. 1L	Spring, Texas / Klein/HCU

# GAME SIX - UTSA



## 2024 STATISTICAL RANKINGS

Category	RICE			UTSA		
	Actual	FBS Rank	AAC	Actual	FBS Rank	AAC
Rushing Offense	140.2	86	11	141.6	84	10
Passing Offense	205.0	91	9	255.4	44	4
Total Offense	345.2	103	12	397.0	65	6
Scoring Offense	24.8	96	8	22.0	106	12
Rushing Defense	161.6	91	9	106.0	28	2
Pass Efficiency Defense	129.89	69	8	156.09	123	12
Total Defense	317.0	36	4	377.8	85	7
Scoring Defense	26.4	88	7	31.6	109	8
Net Punting	37.42	99	12	37.00	101	13
Punt Returns	4.92	102	11	3.29	121	13
Kickoff Returns	23.20	34	6	22.33	40	7
Turnover Margin	-0.80	110	11	-0.20	81	9
Pass Defense	155.4	9	3	271.8	122	13
Passing Efficiency	114.01	120	12	123.37	106	8
Sacks pg	3.60	5	1	2.20	49	4
Tackles For Loss	8.4	6	2	7.6	12	3
Sacks Allowed	0.60	7	2	3.00	117	12
Fumbles Recovered	0	122	12	3	41	5
Fumbles Lost	1	6	2	3	71	8
Passes Intercepted	3	81	10	4	55	7
Interceptions Thrown	6	102	9	5	80	8
Turnovers Gained	3	121	13	7	55	8
Turnovers Lost	7	67	7	8	81	10
Fewest Penalties pg	5.80	53	5	8.60	124	11
Fewest Yards Penalized pg	46.00	36	5	75.60	121	12
Punt Return Yardage Defense	14.83	115	13	2.67	17	3
Kickoff Return Yardage Defense	12.80	10	1	20.00	82	7
3rd Down Conversions	.365	93	10	.337	109	12
4th Down Conversions	.444	96	10	.429	102	12
3rd Down Conv. Defense	.405	89	12	.309	20	1
4th Down Conv. Defense	.667	102	13	.444	44	4
Red Zone Offense	.647	131	14	.789	98	10
Red Zone Defense	.750	25	4	.765	33	6
First Downs	88	114	14	99	95	11
Time of Possession	26:07	123	13	31:20	41	4

## AAC STANDINGS

	AAC			Overall		
	W	L	Pct.	W	L	Pct.
Army West Point	4	0	1.000	5	0	1.000
Navy	4	0	1.000	5	0	1.000
Tulane	2	0	1.000	4	2	.667
Charlotte	2	0	1.000	3	3	.500
North Texas	1	0	1.000	4	1	.800
East Carolina	1	1	.500	3	3	.500
Memphis	0	1	.000	4	1	.800
Florida Atlantic	0	1	.000	2	3	.400
South Florida	0	1	.000	2	3	.400
UTSA	0	1	.000	2	3	.400
Tulsa	0	2	.000	2	4	.333
UAB	0	2	.000	1	4	.2050
Rice	0	2	.000	1	4	.200
Temple	0	2	.000	1	5	.167

## UPCOMING SCHEDULE (ALL TIMES CT)

**Thursday, October 11**  
 Memphis at South Florida <sup>ESPN</sup> 6 p.m.

**Saturday, October 12**  
 UAB at Army West Point <sup>CBSSN</sup> 11 a.m.  
 North Texas at Florida Atlantic <sup>ESPN2</sup> 6 p.m.  
 UTSA at Rice <sup>ESPN+</sup> 6 p.m.

## RICE FUTURE SCHEDULES

### 2025

#### Non-conference

8/30 at Louisiana  
 9/6 Prairie View A&M  
 9/13 Houston  
 10/11 UConn

#### American Athletic Conference

**Home:** UAB, Charlotte, East Carolina, Temple  
**Away:** Tulsa, UTSA, Memphis, Navy

### 2026

#### Non-conference

9/9 Houston Christian  
 9/19 Western Michigan  
 9/26 at Fresno State

### 2027

#### Non-conference

9/11 Fresno State  
 9/18 Lamar  
 9/25 at Western Michigan

## RICE'S 2024 RECORD WHEN ...

Overall	1-4	Tied after first quarter	0-1
American Athletic Conference	0-2	Leading at halftime	1-1
Home	1-2	Trailing at halftime	0-3
Away	0-2	Tied at halftime	0-0
Neutral Site	0-0	Leading after third quarter	1-0
Current Streak	L3	Trailing after third quarter	0-4
Current Home Streak	L1	Tied after third quarter	0-0
Current Road Streak	L2	Overtime	0-1
Current Neutral Streak	L2	Scoring less than 20 points	0-3
Day Games	0-1	Scoring 20-29 points	0-1
Night Games	1-3	Scoring 30 or more points	1-0
On Television	1-4	Allowing less than 20 points	1-0
CBS Sports Network	0-1	Allowing 20-29 points	0-1
ESPN+	1-3	Allowing 30 or more points	0-3
ESPN2	0-0	With a 100-yard rusher	1-1
In August	0-1	Allowing a 100-yard rusher	0-1
In September	1-3	With a 300-yard passer	0-0
In October	0-0	Allowing a 300-yard passer	0-0
In November	0-0	Outgaining opponent	1-1
In December	0-0	Opponent outgains	0-3
vs. Top 25 Teams (AP)	0-0	300 or more yards of total offense	1-1
vs. Unranked Opponents	1-4	Allowing 300 or more yards total offense	0-3
On Natural Grass	0-1	No turnovers	0-1
On Artificial Turf	1-3	One to three turnovers	1-3
Scoring first	1-1	More than three turnovers	0-0
Opponent scores first	0-3	No takeaways	0-2
Scoring on opening drive	1-0	One to three takeaways	1-2
Opponent scores on opening drive	0-1	More than three takeaways	0-0
Controlling time of possession	0-1	Committing fewer turnovers	1-1
Opponent controls time of possession/tied	1-3	Turnovers are equal	0-0
Leading after first quarter	1-0	Committing more turnovers	0-3
Trailing after first quarter	0-3		

**MEDIA SCHEDULE - WEEK SIX UTSA**

<b>MON 7</b>	<b>TUES 8</b>	<b>WED 9</b>	<b>THURS 10</b>	<b>FRI 11</b>	<b>SAT 12</b>	<b>SUN 13</b>
PRACTICE 4:00-5:00  Media Availability after practice	PRESS CONFERENCE 12:15 p.m Patterson Center & Zoom PRACTICE 4:15-6:05	PRACTICE 3:20-5:10  Media Availability after practice	PRACTICE 4:15-5:30  Media Availability after practice	FRIDAY WALKTHROUGH  No Media Availability	GAME DAY vs. Charlotte 6:00 PM kickoff Postgame in Patterson Center or via Zoom	Players Day Off  No Media Availability

**COVERING THE OWLS**

Members of the media should contact Chuck Pool, Rice's Assistant AD for Athletic Communications, to arrange player/coach interviews as well as provide advance notice of intentions to cover practices. Applications for single-game credentials to cover Rice home games can be made on-line at <https://riceowls.co/Rice-FB-Credentials>. Each Tuesday, head coach Mike Bloomgren along with selected players, meets with the media in person and also on Zoom. Coach Bloomgren addresses the media beginning at 12:15, followed by selected players. Members of the media may access game notes and additional information by visiting the football page on Rice's athletics web site, RiceOwls.com.

**RICE QUICK FACTS**

Location | **Houston, Texas 77005**  
 Founded | **1891**  
 Enrollment | **4,562 undergraduate, 3,909 graduate**  
 Nickname | **Owls**  
 Mascot | **Sammy the Owl**  
 Colors | **Blue (281c) and Gray (424c)**  
 Conference | **American Athletic Conference**  
 Stadium | **Rice Stadium (47,000)**  
 Playing Surface | **TenCate Pivot**  
 President | **Reginald DesRoches (California, '90)**  
 Athletics Director | **Tommy McClelland**  
 Rice Athletics Phone Number | **713-348-6920**  
 Rice Football Phone Number | **713-348-6900**  
 Ticket Office Phone Number | **713-348-OWLS**

**2024 TEAM INFORMATION**

**Starters Returning/Lost | 18/8**  
**Offense | 6/5**  
**Defense | 8/3**  
**Specialists | 4/0**  
**Lettermen Returning/Lost | 58/13**  
**Offense | 27/9**  
**Defense | 26/4**  
**Specialists | 5/0**

**NOTABLE**

- Rice entered 2024 looking to earn a third consecutive bowl berth for the second time in school history. The Owls played in Armed Forces, Liberty, and Hawai'i Bowls from 2012 to 2014.
- The Owls have increased their scoring average in each of the last three years (21.5 in '21, 25.2 in '22, 29.5 last season), and their 29.5 points per game was their largest since they averaged 29.6 on the way to the Conference USA title in 2013.
- They had 50 pass plays of at least 20 yards in 2023, their most since they had 61 in 2008, and their 20 rushing plays of 20 yards or more were the most since they had 26 in 2004.
- Rice's 29 touchdown passes in 2023 tied for the second-best total in school history and the Owls have posted three of the top seven totals in school history over the past three years.
- The Owls threw for 3,282 yards last year (4th best) and have posted three of the top seven passing yardage totals in the last three years.
- Defensively, Rice held opponents to 28.1 points and 364.7 yards per game, the lowest totals since 2013 (24.4/364.1).

**LOOKING AT THE SCHEDULE**

- Rice's 2024 opponents have posted a combined 39-25 (.547) record this season... They were a combined 68-80 (.459) in 2023.
- The combined league mark of the Owls 2024 AAC opponents is 12-5 (.705) compared with 35-29 (.547) last year. They faced the top three in the final 2023 standings (SMU, Tulane & UTSA) and have the top four in the current standings (Army, Navy, Tulane and Charlotte on the schedule this year).
- The 2024 conference slate features four of the five other American Athletic Conference teams that joined Rice in representing the conference on postseason play: Memphis (Liberty Bowl), South Florida (Boca Raton Bowl), Tulane (Military Bowl); UTSA (Frisco Bowl).
- The 2024 season will see the Owls' first game in the state of Connecticut (10/26 (UConn) and host USF for the first time at Rice Stadium (11/30).

**STARTING WITH THE COIN TOSS IN 2024**

Opponent	Captain	Captain	Captain	Captain	Captain	Coin Toss	Kick/Receive	First Offensive Possession	First Defensive Possession	Jersey	Pants	Outcome
Sam Houston	Anigbogu	Connors	Floyd	Hargon	Pearcy	Sam Houston	Deferred	Punt	Punt	Blue	White	L, 14-34
Texas Southern	Anigbogu	Connors	Floyd	Hargon	Pearcy	Rice	Deferred	Touchdown	Punt	Blue	White	W, 69-7
at Houston	Anigbogu	Connors	Floyd	Hargon	Pearcy	Rice	Deferred	Punt	Punt	White	White	L, 7-33
at Army West Point	Anigbogu	Connors	Floyd	Hargon	Pearcy	Rice	Deferred	Punt	Touchdown	White	Gray	L, 14-37
Charlotte	Anigbogu	Connors	Floyd	Hargon	Pearcy	Rice	Deferred	Turnover on Downs	Punt	Blue	Gray	L, 20-21
UTSA												
at Tulane												
at Connecticut												
Navy												
at Memphis												
at UAB												
South Florida												



# GAME SIX - UTSA



- The Owls face Houston, UTSA, and Charlotte for the fourth consecutive year, the longest active streaks for Rice.
- Rice's meeting with Sam Houston in the opener was the first between the schools since 1993, and will meet Navy for the first time since 2009.

## TOP TWO SINCE '22

Since his debut at Temple in 2022, Quarterback EJ Warner has thrown the most touchdown passes in AAC games (35) and ranks second to Memphis' Seth Henigan's 5,135 yards passing in AAC games with 5,032. Henigan has thrown for 33 touchdowns in conference games since 2022 while playing two more games than Warner (19-17).

## LOSS LEADERS

Rice is tied for ninth nationally with 18 sacks in the first five games. Miami leads with 15, Duke and Michigan State are tied for second with 15, followed by Rice, South Carolina and Oklahoma with 14. The 18 sacks are the most for Rice since 2004 when they had 19 sacks in the first five games. Nine Owls have contributed to the total, led by Michael Larbie and Josh Percy with 3.5 each. Larbie's 3.5 sacks are a career high and he came into this season with two in 24 games. Percy moved into a tie for the team lead by matching his career-high with two vs. Charlotte which increased his career total to 16.5, which ranks fifth in school history. Rice opened the season with seven sacks vs. Sam Houston, the most for Rice in a game since they dropped FIU quarterbacks eight times in 2014. Eleven Owls combined for 11 tackles for loss against Texas Southern, the best mark since they had 11 versus FIU on Sept. 23, 2017.

## LOSS AVOIDANCE

Rice is tied for sixth nationally, allowing just three sacks in the first five games (0.60 per game). Since moving to a pass-oriented attack in 2006, Rice has allowed an average of less than two sacks per game only twice: 21 in 12 games in 2011 (1.75) and 24 in 13 games in 2018 (1.85). The last time the Owls averaged under 1 sack allowed per game was in 2003 (11 in 12 games, 0.92).

## CATCHING ON

Dean Connors led the Owls with a career-best nine receptions vs. Sam Houston and added eight at Army. He is tied for the lead among FBS running backs with 29 receptions. His three catches vs. Charlotte moved him into a tie with Austin Walter for fourth on the Owls' running back career receiving chart. Connors had 42 receptions last season, the most for a Rice running back since Austin Walter had 44 in 2018 and with one more reception this season, he will become the first Rice running back with more than 30 receptions in consecutive years. He is the eighth Owl to reach 1,000 yards rushing and 500 yards receiving in his career.

RB CAREER RECEIVING*		
Earl Cooper	101	(1976-79)
Trevor Cobb	94	(1989-92)
James Sykes	88	(1973-76)
Austin Walter	80	(2015-18)
<b>DEAN CONNORS</b>	<b>80</b>	<b>(2022-24)</b>

\*SINCE 1956

1,000 RUSHING/500 RECEIVING	
James Sykes (1973-76)	1289/785
Earl Cooper (1976-79)	1583/802
Trevor Cobb (1989-92)	4948/892
Joel Armstrong (2004-07)	1321/599
Sam McGuffie (2010-12)	1057/1059
Turner Peterson (2010-14)	1415/661
Austin Walter (2014-18)	1744/825
<b>DEAN CONNORS (2022-24)</b>	<b>1268/566</b>

## LONG DISTANCE DEAN

Dean Connors' 71-yard touchdown vs. TSU was the longest rush of his career. He had runs of 49 and 51 yards against Charlotte and now has 10 carries of 30 or more yards in 203 career attempts. His run of 51 yards vs. Charlotte was the fourth of 50 yards or more in his career (all in the last 13 games) and the most by an Owl since Quinton Smith had five from 2003-06. He is averaging and is averaging 6.2 yards on the ground in his career, which would rank third in school history. His average of 6.37 last year was sixth-best for a single season.

## CB1

Sean Fresch made his 36th career start vs. Army West Point and played in his 41st career game. He has now played in the most games at corner for the Owls since Bryce Callahan closed his career in the Hawai'i Bowl by playing in his 47th career game.

### 300-YARD PASSING GAMES

#13 QB E.J. Warner (7)^	
527 vs. East Carolina	Nov. 26, 2022
486 at Houston	Nov. 12, 2022
472 vs. UTSA	Oct. 7, 2023
402 vs. Navy	Nov. 4, 2023
344 vs. South Florida	Nov. 5, 2022
330 vs. Memphis	Nov. 24, 2023
323 at UAB	Nov. 18, 2023
^ at Temple	

### 100-YARD RUSHING GAMES

#3 RB Coleman Bennett (2)^	
157 at Cornell	Oct. 14, 2023
106 vs. Holy Cross	Oct. 7, 2023
^ at Bucknell	

#0 RB Dean Connors (3)	
184 at Charlotte	Nov. 18, 2023
121 vs. Charlotte	Sept. 28, 2024
120 at Tulsa	Oct. 19, 2023
113 vs. Texas Southern	Sept. 7, 2024

### 100-YARD RECEIVING GAMES

#84 TE Ethan Powell (5)^	
156 at Austin	Oct. 29, 2022
150 at Howard Payne	Oct. 15, 2022
144 vs. Texas Lutheran	Nov. 5, 2022
111 vs. McMurry	Sept. 24, 2022
103 at Bellhaven	Sept. 10, 2022
^ at Southwestern	

#82 TE Matt Hall (1)^	
100 at SW Baptist	Oct. 16, 2021
^ at Truman State	

#16 WR Graham Walker (3)^	
132 at Harvard	Sept. 24, 2021
116 vs. Bryant	Sept. 17, 2022
103 vs. Dartmouth	Nov. 20, 2021
^ at Brown	

#11 WR Tyson Thompson (2)^	
113 vs. Northwestern State	Nov. 6, 2021
103 vs. Incarnate Word	Oct. 30, 2021
^ at HBU	

### 10+ RECEPTION GAMES

#16 WR Graham Walker (1)^	
11 vs. Dartmouth	Nov. 20, 2021
^ at Brown	

#94 DT Charlie Looes (1)^	
12 at Cornell	Nov. 12, 2022
^ at Dartmouth	

#33 LB Myron Morrison (1)	
15 at FAU	Oct. 15, 2022

#12 DE Josh Percy (1)	
11 vs. Southern Miss	Oct. 2, 2021

#26 CB Gabriel Taylor (1)	
10 at UAB	Oct. 23, 2021

**2024 AWARDS/HONORS**

**Brant Banks**

Athlon Sports Preseason 2nd Team All-AAC  
Lombardi Preseason Watch List

**Dean Connors**

Athlon Sports Preseason 1st Team All-AAC  
Dave Campbell's Texas Football All-Texas 2nd team  
East-West Shrine Bowl Preseason 1000  
Doak Walker Award Preseason Watch List  
Earl Campbell Tyler Rose Award Preseason Watch List  
Allstate AFCA Good Works Team nominee  
Wuerffel Trophy nominee  
AAC Honor Roll (Sept. 9)  
Earl Campbell Tyler Rose Award Honorable Men-  
tion (Sept. 10)

**Christian Francisco**

NFF Campbell Trophy nominee  
Military Bowl STEMA Scholar-Athlete Nominee

**Sean Fresch**

Athlon Sports Preseason 3rd Team All-AAC

**Boden Groen**

Athlon Sports Preseason 3rd Team All-AAC

**Conor Hunt**

Dave Campbell's Texas Football All-Texas 2nd team

**Quinton Jackson**

Athlon Sports Preseason 4th Team All-AAC

**Charlie Looes**

Athlon Sports Preseason 4th Team All-AAC

**Rawson MacNeill**

Athlon Sports Preseason 4th Team All-AAC

**Myron Morrison**

Athlon Sports Preseason 2nd Team All-AAC

**Ethan Onianwa**

East-West Shrine Bowl Preseason 1000

**Josh Percy**

Athlon Sports Preseason 2nd Team All-AAC  
East-West Shrine Bowl Preseason 1000  
Reese's Senior Bowl Preseason Watch List

**Landon Ransom-Goelz**

Athlon Sports Preseason 3rd Team All-AAC

**Gabriel Taylor**

Athlon Sports Preseason 1st Team All-AAC  
East-West Shrine Bowl Preseason 1000  
Paycome Jim Thorpe Award Preseason Watch List

**E.J. Warner**

Athlon Sports Preseason 4th Team All-AAC

**Plae Wyatt**

Athlon Sports Preseason 4th Team All-AAC

**LIKE FATHER...**

Tyson Flowers' 34-yard pick-six vs. Texas Southern was the first of his career and allowed him to match his father, former Arkansas defensive back Jeromy Flowers in that category. Jeromy Flowers was a four-year letterman at Arkansas from 1996-99 who played 43 games in his career and had seven career interceptions. His lone interception return for a touchdown came on 11/15/97 against Tennessee in Little Rock when he intercepted Peyton Manning and returned it 36 yards for a score. Jeromy later coached Tyson at Ft. Worth Southwest Christian.

**2024 CAPTAINS**

At the conclusion of training camp, the Owls selected Dean Connors as offensive captain, Izeya Floyd and Josh Percy as captains of the defense and Chike Anigbogu and Geron Hargon as special teams captains. This is the third consecutive year Percy has been named a captain while Floyd and Anigbogu will serve for a second consecutive year. Percy is the first three-time captain since Chase Clement, Jarett Dillard and Brian Raines, who were selected by teams from 2006-08.

**FIFTH YEAR STARTERS**

Four Owls (Izeya Floyd, Sean Fresch, Josh Percy, and Gabriel Taylor) have now started at least one game in five consecutive seasons, while a fifth (Coleman Bennett) will be looking to join them after starting at least one game in each of the last four seasons at Bucknell.

**NEW FACES**

Rice added 30 new names to the roster since the end of the 2023 season. That list includes seven players who joined the team as grad transfers (RB Coleman Bennett, OL Spencer Cassell, OL Chad Lindberg, DE Charlie Looes, CB Faybian Marks, C David Stickle, and WR Graham Walker), and five who transferred as undergrads or from JuCos (P Alex Bacchetta, WR Thai Bowman, DE Michael Daley, LB Blaise Tita and QB EJ Warner).

**SIXTH YEAR ON SOUTH MAIN**

While Rice reloaded for 2024 with 30 newcomers, four Owls returned to Rice for their sixth season. Safety Chike Anigbogu (3 games), defensive lineman Izeya Floyd (3 games), wide receiver Jovoni Johnson-McCray (4 games) and defensive end Josh Percy (4 games) each saw considerable playing time as true freshmen in 2019 while preserving their redshirts and brought a combined 149 games and 63 starts heading into their final seasons with the Owls.

**WHOSE BACK?**

Rice returns 55% of its game starts from last year on offense (79 of 143) and 72% on defense (103 of 143). Brant Banks and Ethan Onianwa return after starting all 13 games last season on offensive line, followed by Boden Groen (11). Izeya Floyd, Sean Fresch, Myron Morrison, and Plae Wyatt lead the returning defenders with 13 starts last year, followed by Josh Percy and Gabriel Taylor (12). and Myron Morrison (10). In addition the Owls added four transfers who each started ten games last year at their previous schools (Spencer Cassell, Harvard; Charlie Looes, Dartmouth; Graham Walker, Brown; EJ Warner, Temple).

**STICKING TOGETHER**

In an era of open transfers, Rice lost only two players from the 2023 team in the transfer portal, the fewest number at the FBS level.

**BOUNCING BACK FROM BERYL**

Hurricane Beryl made landfall in Houston on the morning of July 8 severely damaging the Waltrip Indoor Facility and rendering the playing surface at Rice Stadium unsafe. While initial estimates indicated the Owls indoor facility would not be available for their 2024 training camp, swift action by school officials saw the facility re-inflated and in use by the second practice of camp. Thanks to the combined efforts of TenCate Challenger, Hellas Construction and GeoSurfaces, a new TenCate Pivot nonfill turf, and GeoFlo+ shock pad was installed in less than two weeks, and the Owls were able to hold their first practice inside the stadium on August 23.

**ON THE RISE**

Rice offensive line coach Sanders Davis and tight end coach Lucas Reed were recognized in the preseason as rising names to watch in the profession. Davis was named to Dave Campbell's Texas Football's 40 under 40 list for 2024 which annually identifies the next generation of great coaches currently serving at the collegiate level. Reed was named to 247 Sports' 30 under 30 list. Davis originally joined Mike Bloomgren's staff as a GA in 2019 and was promoted to a fulltime role with the offensive line. Reed was promoted to tight ends coach in March of 2023 after spending two years in a quality control role with the Owls' quarterbacks. He joined the Owls staff in 2018 as a special teams assistant and served as an offensive graduate assistant coach, working with the running backs for two seasons before moving to the quarterbacks.

## GAME SIX - UTSA



### MILESTONE POINT

Dean Connor's 71-yard touchdown run vs. Texas Southern put Rice over 9,000 points at Rice Stadium since it opened in 1950.

### UNDER CENTER

Rice has seen 15 quarterbacks make at least one start since 2017, including three in five of the last eight seasons (two in the five games in 2020). JT Daniels (2023) and TJ McMahon (2022) each made nine consecutive starts over the past two seasons, the most for a Rice QB since Tyler Stehling started the first 11 games of 2016 before suffering an injury and missing the finale. Driphus Jackson is the last QB to start an entire season for the Owls (12 games in 2015) and made 25 consecutive starts at QB from 2014-15.

### QB STARTS IN OPENERS

E.J. Warner became the seventh different quarterback to start in an opener for Rice in the last nine years:

2024	E.J. Warner vs. Sam Houston
2023	JT Daniels @Texas
2022	Wiley Green @USC
2021	Wiley Green @Arkansas
2020	Mike Collins vs. Middle Tennessee
2019	Wiley Green @Army
2018	Shawn Stankavage vs. Prairie View
2017	Sam Glaesmann vs. Stanford
2016	Tyler Stehling vs. Prairie View

### IN THE CLASSROOM

Rice captured the 2023-24 American Athletic Conference Team Academic Excellence Award for football and saw 79 players named to the AAC's All-Academic team. This marks the 10th consecutive year the Owls have captured their conference's team academic award for football, and the 79 honorees were 17 more than Temple and were more than a quarter of the Owls' conference-leading total of 300 student-athletes named to the team.

### DEGREES IN HAND

19 Owls are in action this fall having completed their undergraduate work, including 10 who earned their degrees at Rice (Chike Anigbogwu, Izeya Floyd, Geron Hargon, Jovoni Johnson-McCray, Myron Morrison, Lamont Narcisse, Josh Percy, Tyson Thompson, Plae Wyatt).

### MASTER CLASSES

15 Owls are pursuing Master's Degrees this fall: OT Brant Banks (MBA); DT Izeya Floyd (MBA), TE Matt Hall (MBA), FB Geron Hargon (MBA), K Tim Horn (Global Affairs), WR Jovoni Johnson-McCray (MBA), DT Michael Larbie (Bioengineering), OF Chad Lindberg (MBA), DE Charlie Looes (MBA), LB Myron Morrison (MBA), RUSH/LB Josh Percy (MBA), TE Ethan Powell (Accounting),

C David Stickle (Global Affairs), WR Matt Sykes (Global Affairs), WR/KR Tyson Thompson (MBA), (VIPER Plae Wyatt (Global Affairs).

### DILLARD BACK ON BALLOT

Jarett Dillard, the record-setting receiver who led Rice to a pair of bowl appearances after a 45-year absence, is one of 77 players from the Football Bowl Subdivision on the 2025 ballot for induction into the College Football Hall of Fame.

Dillard is one of nine wide receivers on this year's ballot, joining Bernard Berrian (Fresno State), Willie Gault (Tennessee), Marvin Harrison (Syracuse), DeSean Jackson (Cal), Herman Moore (Virginia), Larry Sievers (Tennessee), Peter Warwick (Florida State) and Ryan Yarbrough (Wyoming).

Although lightly recruited out of high school and signing with a school known for its triple-option ground attack, Dillard thrived in the switch to a spread attack in his sophomore season and went on to set NCAA career records for most touchdown receptions (60) and games with a touchdown catch (38).

Also of note:

- During a breakout sophomore season, he set NCAA single-season records for both games and consecutive games with a touchdown reception (13), despite playing with three different quarterbacks.
- He was named a Biletnikoff Award finalist while leading the Owls to their first bowl berth in 45 years.
- He caught 21 touchdown passes as a sophomore and then added 20 as a senior, becoming the only player in NCAA history to twice catch at least 20 touchdowns in a season.
- He wrapped his career while leading the Owls to a 10-4 season capped by a win in the Texas Bowl--their first bowl win since 1954—and with virtually every school receiving record in his possession.
- He has held the NCAA career record for touchdown receptions for 16 years (2008 to present), the longest streak since Elmo Wright set the record with 34 in 1970 until it was broken in 1989.
- Dillard was the first Owl named to the Football Writers All-America team in 50 years in 2008.
- He was the first player from Rice to earn first-team All-Conference USA three times and set conference career marks for touchdown receptions and receiving yards (4,138). He was the 10th receiver in NCAA history to pass 4,000 yards receiving and the 13th player with four 1,000-yard seasons.
- Dillard caught at least two passes in each game of his career (49 games), the longest streak in NCAA history for players with multiple catches in every game of the streak. His 51 touchdown receptions from quarterback Chase Clement set the NCAA

### MILESTONE WATCH

#### TACKLES FOR LOSS (INCLUDES SACKS) CAREER

1	Larry Izzo (1992-95)	46
5	John Syptak (2002-05)	38
6	Matt Sign (1989-92)	36
7	Alonzo Williams (1989-92)	35
8	Dan Dawson (1998-2001)	33
9	<b>Josh Percy (2019-present)</b>	<b>32.5</b>

#### SACKS CAREER

1	Brandon Green (1999-2002)	24
	Scott Solomon (2007-11)	24
3	Ndukwe Kalu (1993-96)	20
4	Brian Womac (2014-17)	17
5	<b>Josh Percy (2019-present)</b>	<b>16.5</b>

#### INTERCEPTION RETURNS

##### YARDS CAREER

1	Dan Dawson (1998-2001)	352
2	Huey Keeney (1945-48)	200
3	Sean Washington (1991-93)	199
4	Bruce Henley (1971-73)	197
5	Nathan Bennett (1990-93)	190
	LaDoughyous McCalla (1994-98)	190
7	Brian Patterson (1981-83)	179
8	<b>Gabriel Taylor (2020-Present)</b>	<b>178</b>

#### PATs ATTEMPTED CAREER

1	Clark Fangmeier (2006-09)	181
4	Derek Crabtree (1998-2001)	89
5 (*)	Froggy Williams (1946-49)	75
6	Christian VanSickle (2021-22)	70
7	Darrell Richardson (1991-92)	65
	Haden Tobola (2015-18)	65
9	Wes Hansen (1976-79)	62
10	Mike Ruff (1994-96)	55
	<b>Tim Horn (2022-present)</b>	<b>49</b>

\*) - PAT attempts unavailable. PATs Made Only included.

#### PATs MADE CAREER

1	Clark Fangmeier (2006-09)	179
4	Derek Crabtree (1998-2001)	86
5	Froggy Williams (1946-49)	75
6	Christian VanSickle (2021-22)	68
7	Darrell Richardson (1991-92)	62
8	Haden Tabola (2015-18)	61
9	Wes Hansen (1976-79)	58
10	Mike Ruff (1994-96)	55
	<b>Tim Horn (2022-present)</b>	<b>49</b>

#### PUNT RETURNS CAREER

1	Huey Keeney (1945-48)	81
4	Michael Perry (1995-98)	47
5	<b>Sean Fresch (2020-present)</b>	<b>44</b>

#### YARDS CAREER

1	Horton Nesrsta (1951-53)	893
	Huey Keeney (1945-48)	893
3	Michael Perry (1995-98)	501
4	David Ferguson (1963-65)	487
5	Bruce Henley (1971-73)	442
	<b>Sean Fresch (2020-present)</b>	<b>402</b>

#### GAMES PLAYED CAREER

1.	Clay Servin (2018-2023)	56
2.	Gabe Baker (2011-14)	55
	Shea Baker (2017-22)	55
4	Jack Bradley (2019-2023)	52
	<b>Josh Percy (2019-present)</b>	<b>51</b>



**CAREER VS. UTSA**

**OFFENSE**

Passing	ATT	COM	YDS	TD
E.J. Warner*	65	46	472	5
AJ Padgett	46	24	292	3
Shawqi Itraish	19	9	89	0

*\*with Temple*

Rushing	ATT	YDS	AVG	TD
Dean Connors	8	34	4.3	0
Kobie Campbell	2	6	3.0	0

Receiving	NO	YDS	AVG	TD
Kobie Campbell	6	46	7.7	0
Boden Groen	3	32	10.7	0
Dean Connors	3	13	4.3	0

DEFENSE	TACKLES	TFL	SACK	INT	PBU
Myron Morrison	9-7-16	2.5	.5	1	
Josh Pearcy	7-6-13	3.0	1		
Sean Fresch	8-3-11				1
Andrew Awe	2-6-8				
DJ Arkansas	2-4-6				
Chike Anigbogu	3-2-5				
Jonathan Jean	3-1-4				
Gabriel Taylor	3-1-4				
Tyson Flowers	2-1-3				
Blake Boenisch	1-2-3				
Izeya Floyd	1-2-3	1 FR			
Michael Larbie	1-1-2				



**THE WIZARD OF BOZ**

Chris Boswell scored eight points in Pittsburgh's 20-10 win over the Los Angeles Chargers on 10/22, allowing him to become the 67th player in NFL history to surpass 1,000 points in his career. He ranks second in Steelers' history in points (1,008) and field goals (242). He owns franchise records with 25 consecutive field goals made (2019-20) and career field goals of 50+ yards (34), and he has the eight longest field goals in Steelers' history. His 81.0 field goal percentage on field goal attempts of 50+ yards is the best in the NFL since the 1970 AFL-NFL merger (min. 30 field goal attempts of 50 yards).

record for most touchdowns by a passing duo and the tandem added a 52nd in the Texas Bowl as Dillard threw a scoring pass to Clement. After three seasons in the NFL,

- Dillard retired and entered law school. He is currently Senior Counsel at Husch Blackwell, LLP, specializing in Business, Commercial & Construction Litigation.
- He was inducted into the Rice Athletics Hall of Fame in 2015 and was an inaugural member of the Conference USA Hall of Fame and the Texas Bowl Gridiron Legend in 2019.

**IN THE LEAGUE**

Luke McCaffrey became the first Owl to be taken in the NFL Draft since 2014 when Washington took him in the third round last April. Since 2015, Rice has seen 11 former players make their debuts as non-drafted free agents:

**RICE UFAs in the NFL Since 2015**

NAME	TEAM	YEAR
Chris Boswell	PIT	2015
Bryce Callahan	CHI	2015
Jordan Taylor	DEN	2016
Emmanuel Ellerbee	LAC	2018
Austin Walter	NYG	2019
Calvin Anderson	DEN	2020
Jack Fox	DET	2020
Myles Adams	SEA	2021
Nick Leverett	TB	2021
Austin Trammell	ATL	2021
Elijah Garcia	DEN	2022

**HIGH CEILING GUYS**

Of the 11 Rice UFAs who played in the NFL since 2021, Chris Boswell is the only one who came to Rice out of high school with more than two stars by any recruiting service (three stars by Rivals).

**BONUS BALL**

Rice is 8-9 all-time in overtime games, including a 4-4 mark on the road and a 4-5 mark at home. The Owls have won four of the last five road overtime games. Rice's first OT game came in 1998 when they beat SMU 23-17.

DATE	OPP	RESULT
9/5/98	SMU	W, 23-17
<b>9/2/00</b>	<b>Houston</b>	<b>W, 30-27</b>
10/20/01	Nevada	W 33-30
10/28/01	@LA Tech	L, 41-38
9/13/03	@Duke	L, 27-24
11/13/04	@UTEP	L, 35-28*
11/11/06	@Tulsa	W, 41-38*
9/22/12	Marshall	L, 54-51
10/5/13	@Tulsa	W, 30-27
11/21/13	@UAB	W, 37-34
9/24/16	North Texas	L, 42-35*
9/28/19	LA Tech	L, 23-20
10/24/20	Middle Tennessee	L, 34-40*
10/30/21	North Texas	L, 30-24

11/6/21	@Charlotte	L, 31-24
10/22/22	@LA Tech	W, 42-41
<b>9/9/23</b>	<b>Houston</b>	<b>W,43-41*</b>

\*Two Overtimes

**ALSTON TO ALL**

Rice is one of four schools in the American Athletic Conference to offer Alston Awards to all its student-athletes. Student-athletes can earn up to \$ 5,980 per year by completing various steps in Rice's Flight Plan program, a four-year program designed to support all Rice student-athletes transitioning in, through, and beyond Rice University. Flight Plan provides resources and experiential education events that promote opportunities for personal growth and professional preparation, ensuring Rice student-athletes are positioned and equipped for success after graduation. The program combines NIL education, professional development and networking events, mental health awareness, financial literacy, senior transition services, alumni mentorship, and community service opportunities to support Rice Student-Athletes throughout their full academic and athletic career as Rice Owls.


**OVERDUE RETURNS**

Rice has not returned an unblocked punt for a touchdown in over 25 years. LaDouphyous McCalla took one 84 yards for a score against TCU on Nov. 8, 1997. Chike Anigbogu scooped up an SMU blocked punt and returned it 15 yards for a touchdown last season at Rice Stadium and that goes into the stats as a punt returned for a touchdown. Rice's last kickoff return for a touchdown came in the final regular season game in 2012 at UTEP when Jeremy Eddington raced 97 yards with 6:32 left in the game as Rice reached bowl eligibility for the first of three consecutive seasons with a 33-24 win.





# OWLS IN THE NFL ACTIVE ROSTER



**DT Myles Adams (Seattle Seahawks)** Undrafted free agent

Year	Team	G	GS	UA	AT	Total	SACK	INT	PD	FF	FR	
2020	SEA	Practice Squad										
2021	SEA	2	0	0	5	5	0	0	0	0	0	
2022	SEA	10	0	6	10	16	0	0	0	0	0	
2023	SEA	11	1	2	4	6	1	0	0	0	0	
2024	SEA	3	0	1	2	2	0	0	0	0	0	
<b>Career</b>		<b>26</b>	<b>1</b>	<b>9</b>	<b>21</b>	<b>30</b>	<b>1</b>	<b>0</b>	<b>0</b>	<b>0</b>	<b>0</b>	



**OT Calvin Anderson (Pittsburgh Steelers)** Undrafted free agent


Year	Team	G	GS
2019	DEN		
2020	DEN	16	2
2021	DEN	11	3
2022	DEN	14	7
2023	NE	5	2
2024	PIT		
<b>Career</b>		<b>46</b>	<b>14</b>



**K Chris Boswell (Pittsburgh Steelers)** Undrafted free agent

Year	Team	G	FGM	FGA	Pct.	Lng	XPM	XPA	Pct.	Points	KO	Avg	TB
2015	PIT	12	29	32	90.6	51	26	27	96.3	113	7	63.7	26
2016	PIT	15	21	25	84.0	49	36	36	100.0	99	80	63.1	49
2017	PIT	16	38	53	92.1	53	37	39	94.9	142	90	63.6	46
2018	PIT	15	13	20	65.0	50	43	48	89.6	82	81	62.9	50
2019	PIT	16	29	31	93.5	51	28	28	100.0	115	72	63.2	31
2020	PIT	13	19	20	95.0	59*	34	38	89.5	91	73	63.3	44
2021	PIT	17	36	40	90.0	56	27	29	93.1	135	86	63.5	40
2022	PIT	12	20	28	75.0	59*	18	18	100.0	87	50	61.4	21
2023	PIT	17	29	31	93.5	57	27	28	96.4	114	76	63.6	55
2024	PIT	5	12	13	92.3	57	8	8	100.0	44	22	65.0	17
<b>Career</b>		<b>138</b>	<b>243</b>	<b>278</b>	<b>87.4</b>	<b>59*</b>	<b>284</b>	<b>299</b>	<b>95.0</b>	<b>1013</b>	<b>704</b>	<b>63.0</b>	<b>379</b>

\*franchise record



**P Jack Fox (Detroit Lions)** Undrafted free agent

Year	Team	G	PUNTS	YDS	AVG	LONG	BLK	RET	I20	NET AVG
2020	DET	16	59	2,897	49.1	67	0	21	26	44.8
2021	DET	17	65	3,198	49.2	70	0	35	17	42.3
2022	DET	17	52	2,525	48.6	66	0	30	14	41.4
2023	DET	17	57	2,646	46.4	70	0	21	26	40.9
2024	DET	4	14	684	48.9	68	0	1	8	43.1
<b>Career</b>		<b>71</b>	<b>247</b>	<b>11,950</b>	<b>48.4</b>	<b>70</b>	<b>0</b>	<b>108</b>	<b>91</b>	<b>42.4</b>



**OL Nick Leverett (New England Patriots)** Undrafted free agent

Year	Team	G	GS
2020	TB	Practice Squad	
2021	TB	2	0
2022	TB	11	10
2023	TB	3	0
2024	NE	5	0
<b>Career</b>		<b>21</b>	<b>10</b>



**WR Luke McCaffrey (Washington Commanders)** 2024 Draft - Round 3, Pick 100

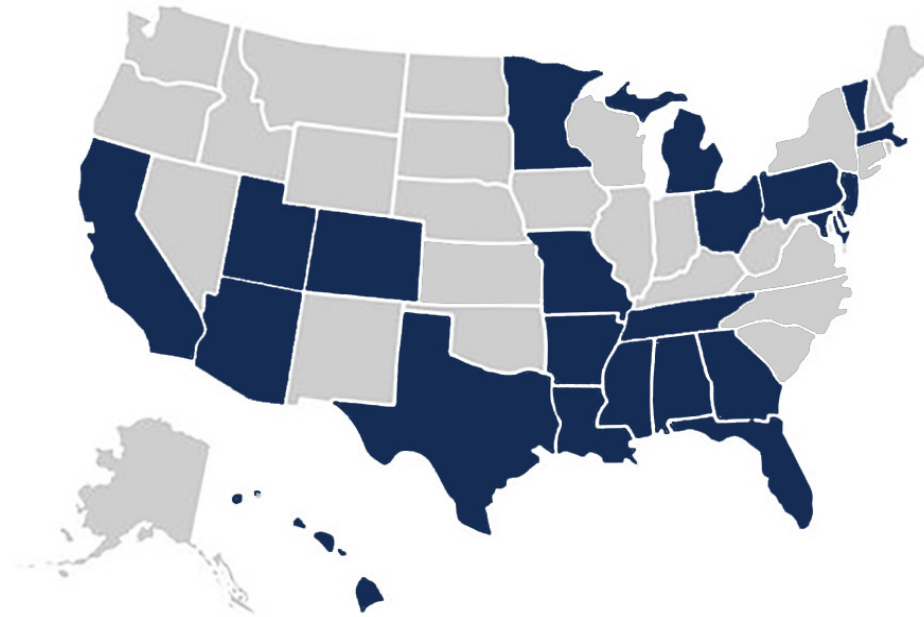
Year	Team	G	GS	REC	YDS	AVG	LONG	TD
2024	WAS	5	2	10	98	9.8	30	0
<b>Career</b>		<b>5</b>	<b>2</b>	<b>10</b>	<b>98</b>	<b>9.8</b>	<b>30</b>	<b>0</b>



## PRACTICE SQUAD

- DT Elijah Garcia (New York Giants) Undrafted free agent
- WR Austin Trammell (Jacksonville Jaguars) Undrafted free agent

**EXPANDING THE SEARCH**



Mike Bloomgren and staff initiated a national recruiting focus when they arrived after the 2017 season. The Owls 2024 roster includes players from 22 states, compared with just five states on the roster of the team Bloomgren faced while with Stanford to open the 2017 season in Sydney, Australia.

The breakdown by state: Texas-58; California-11; Florida -6; New Jersey 5; Hawai'i 4; Alabama, Arkansas, Georgia & Tennessee, 3; Louisiana & Pennsylvania-2; Arizona, Colorado, Massachusetts Michigan, Minnesota, Mississippi, Missouri, Ohio, Utah, Vermont & Washington D.C.-1.

**COVERING THE OWLS**

Members of the media should contact Chuck Pool, Rice's Assistant AD for Athletic Communications, to arrange player/coaches interviews as well as provide advance notice of intentions to cover practices.

Each Tuesday, head coach Mike Bloomgren along with selected players, meet with the media in person and also on Zoom. Coach Bloomgren addresses the media beginning at noon., followed by selected players. Members of the media may access game notes and additional information by visiting the football page on Rice's athletics web site, RiceOwls.com.

**COLLEGE PRESS BOX.COM**

Collegepressbox is the official media website for Division I football. Access and download game notes, quotes, statistics, media guides, headshots, logos and more for all FBS schools, conferences, postseason games, awards and the College Football Playoff. For access, please register for an account at collegepressbox.com/register.

**RADIO COVERAGE**

Rice football will be broadcast on an internet only platform, as will Mike Bloomgren's weekly show, available on the Rice mobile (App Store / Google Play).

Subscribers of the previous version of the app will be able to upgrade to the new version using the same links. The game will also be available on RiceOwls.com .

**2024 GAME-BY-GAME STARTERS (BOLD-1ST CAREER STARTS)**

**OFFENSE**

Opponent	LT	LG	C	RG	RT	WR	WR	TE (*WR)	FB (*TE/WR)	RB	QB
Sam Houston	Onianwa	<b>Kropp</b>	<b>Stickle</b>	Long	Banks	<b>Dickmann</b>	<b>Sykes</b>	<b>B. Walker</b>	Groen	Connors	<b>Warner</b>
Texas Southern	Onianwa	<b>Lindberg</b>	Stickle	Long	Banks	Campbell	Sykes	B. Walker	Groen	Connors	Warner
at Houston	Onianwa	Lindberg	Stickle	Long	Banks	<b>Thompson</b>	Sykes	Mojarro	Groen	Connors	Warner
at Army West Point	Onianwa	Kropp	Stickle	Lindberg	Banks	Thompson	Sykes	Mojarro	Groen	Connors	Warner
Charlotte	Lindberg	Kropp	Stickle	<b>Norfleet</b>	Banks	Thompson	Sykes	Mojarro	Campbell	Connors	Warner

UTSA  
at Tulane  
at Connecticut  
Navy  
at Memphis  
at UAB  
South Florida

**DEFENSE**

Opponent	DE	NT	DT	RUSH	LB	VIPER	LB	CB	CB	SS	FS
Sam Houston	<b>Looes</b>	Floyd	Boenisch	Pearcy	Arkansas	Wyatt	Morrison	Fresch	<b>Ahoia</b>	G. Taylor	Flowers
Texas Southern	Looes	Floyd	Boenisch	Pearcy	Awe	M. Williams	Morrison	Fresch	Ahoia	G. Taylor	Flowers
at Houston	Looes	Floyd	Boenisch	<b>Green</b>	Awe	Pearcy	<b>T. Morris</b>	Fresch	Ahoia	G. Taylor	Flowers
at Army West Point	Looes	Floyd	Boenisch	Pearcy	Awe	Morrison	Arkansas	Fresch	Ahoia	G. Taylor	Hook
Charlotte	Looes	Floyd	<b>Larbie</b>	Pearcy	Awe	Morrison	<b>Tita</b>	Fresch	Ahoia	G. Taylor	Hook

UTSA  
at Tulane  
at Connecticut  
Navy  
at Memphis  
at UAB  
South Florida

# GAME SIX - UTSA



2024 Roster Breakdown	
Class	Total
Graduates	15
Seniors	15
Juniors	29
Sophomores	27
Redshirt Freshmen	20
Freshmen	18
<b>Most Games Played</b>	<b>Total</b>
Tim Horn	51
Chike Anigbogu	50
Myron Morrison	49
Josh Percy	49
Izeya Floyd	46
Matt Sykes	45
Gabriel Taylor	45
Brant Banks	44
Sean Fresch	41
Kobie Cambell	40
Coleman Bennett	36
Conor Hunt	36
Ethan Powell	36
<b>Most Games Started</b>	<b>Total</b>
Sean Fresch	36
Josh Percy	35
Izeya Floyd	33
Myron Morrison	32
Ethan Onianwa	29
Graham Walker	27
E.J. Warner	25
Charlie Looes	24
Coleman Bennett	23
Tyson Thompson	22
Chris Conti	21
Ethan Powell	21
Brant Banks	19
Boden Groen	19
Matt Hall	18
<b>Consecutive Games Played</b>	<b>Total</b>
Chike Anigbogu	47
Charlie Looes	35
Brant Banks	34
Peyton Stevenson	31
Geron Hargon	29
Micah Barnett	28
Daveon Hook	24
Myron Morrison	23
Izeya Floyd	22
Graham Walker	20
Quinton Jackson	19
Dean Connors	18
Wyatt Freeman	18
Sean Fresch	18
<b>Consecutive Games Started</b>	<b>Total</b>
Izeya Floyd	20
Charlie Looes	20
Brant Banks	18
Sean Fresch	18
Josh Percy	9
E.J. Warner	9
Gabriel Taylor	8
Dean Connors	6
Max Ahoia	5
David Stickle	5
Matt Sykes	5

## CAREER GAMES/STARTED

Player	2019	2020	2021	2022	2023	2024	Total	Cons. Games	Cons. Starts
S Max Ahoia	-	-	-	-	9/0	5/5	14/5	5	5
RB Daelen Alexander	-	-	-	-	6/0	-	6/0	-	-
RB Michael Amico	-	-	-	-	1/0	-	1/0	-	-
S Chike Anigbogu	4/0	5/1	11/0	13/0	13/0	5/0	50/1	47	-
RB Taji Atkins	-	-	-	-	-	5/0	5/0	5	-
LB Andrew Awe	-	-	-	13/3	11/3	5/4	29/10	13	4
LB DJ Arkansas	-	-	1/0	1/0	13/1	4/2	19/3	-	-
P Alex Bacchetta	-	-	-	2/0*	-	5/0	7/0#	5	-
OL Brant Banks	1/0	4/0	9/1	12/0	13/13	5/5	44/19	34	18
FB Micah Barnett	-	-	-	10/0	13/1	5/0	28/1	28	-
LB Beau Barton	-	-	-	-	4/0	5/0	9/0	9	-
OL Brad Baur	-	-	-	1/0	2/1	2/0	5/1	-	-
RB Coleman Bennett	-	4/3*	8/8*	10/5*	10/7*	4/0	36/23#	4	-
LB Moh Bility	-	-	-	-	2/0	0/0	3/0	-	-
OL Blake Boenisch	-	-	2/0	13/2	13/0	4/4	32/7	-	-
LB Shepherd Bowling	-	-	-	-	6/0	1/0	7/0	-	-
S Chris Bruce	-	-	-	-	-	5/0	5/0	5	-
DE Jordan Campbell	-	-	-	-	10/0	-	10/0	-	-
RB Kobie Campbell	-	5/0	8/0	11/4	11/5	5/2	40/11	13	1
OL Spencer Cassell	-	-	3/0*	10/0*	10/10*	3/0	25/10#	-	-
OL Miguel Cedeno	-	-	-	3/0	10/1	-	13/1	-	-
WR Thai Chiao Khiao-Bowman	-	-	-	12/0*	2/0*	-	14/0#	-	-
CB JC Clark	-	-	-	-	1/0	5/0	6/0	5	-
DL Aquantis Clemmons	-	-	-	-	2/0	3/0	5/0	2	-
DS Colby Connell	-	-	-	-	-	1/0	1/0	-	-
RB Dean Connors	-	-	-	12/0	13/4	5/5	30/9	18	6
LB Chris Conti	4/0*	5/0*	3/0*	13/12	8/8	-	33/21#	-	-
DE Michael Daley	-	-	-	-	5/0*	4/0	9/0#	-	-
QB Drew Devillier	-	-	-	-	-	2/0	2/0	-	-
WR Drayden Dickmann	-	-	-	-	1/0	5/1	6/1	5	-
S Ephraim Dotson	-	-	-	-	-	1/0	1/0	-	-
S Christian Edgar	-	-	-	-	8/0	5/0	13/0	9	-
TE James Falk	-	-	-	-	-	2/0	2/0	1	-
OL Peyton Farmer	-	-	-	-	1/0	3/0	4/0	1	-
OL Netane Fehoko	-	-	-	-	3/0	3/0	6/0	2	-
S Tyson Flowers	-	-	-	3/0	11/2	3/3	17/5	-	-
OL Izeya Floyd	3/0	3/2	12/3	12/10	13/13	5/5	46/33	22	20
RB Christian Francisco	-	-	-	-	8/0	5/0	13/0	11	-
DS Wyatt Freeman	-	-	-	-	13/0	5/0	18/0	18	-
DB Sean Fresch	-	2/2	12/7	9/9	13/13	5/5	41/36	18	18
FB Colin Giffen	-	-	-	-	10/0	1/0	11/0	1	-
K Enock Gota	-	-	-	-	9/0	5/0	14/0	14	-
DL Demone Green	-	-	-	2/0	13/0	3/1	18/1	-	-
TE Boden Groen	-	-	-	12/4	13/11	4/4	29/19	-	-
TE Matt Hall	-	4/0*	12/7*	11/10*	5/0	-	32/18#	-	-
LB Geron Hargon	-	1/0	12/0	12/0	13/0	5/0	31/0	29	-
DL Jalen Hargrove	-	-	-	-	9/0	4/0	13/0	3	-
TE Jaggat Hebeisen	-	-	-	10/0	4/0	1/0	15/0	-	-
S Daveon Hook	-	-	-	8/0	13/1	5/2	26/3	24	2
K Tim Horn	13/0	4/0	4/0	13/0	13/0	4/0	51/0	2	-
P/K Conor Hunt	-	-	10/0	13/0	13/0	-	36/0	-	-
WR Shawn Irwin	-	-	-	-	-	1/0	1/0	-	-
QB Shawqi Itraish	-	-	-	3/0	3/0	-	6/0	-	-
RB Quinton Jackson	-	-	-	1/0	13/0	5/0	19/0	19	-
CB Jonathan Jean	-	-	-	9/0	11/9	4/0	24/9	-	-
QB Chase Jenkins	-	-	-	-	5/0	1/0	6/0	-	-
QB JoVoni Johnson-McCray	4/1	4/2	-	1/0	8/1	5/0	22/4	5	-
K/P Reese Keeney	-	-	-	-	-	5/0	5/0	5	-
LB Cooper King	-	-	-	-	-	2/0	2/0	-	-
OL Weston Kropp	-	-	-	2/0	5/0	5/2	12/2	6	1
DL Michael Larbie	-	-	5/0	7/0	12/0	5/1	29/1	13	1
OL Chad Lindberg	-	-	4/0*	6/0*	12/0*	4/4	26/4#	4	4
OL Charlie Looes	-	-	10/0*	10/9*	10/10*	5/5	35/24#	35	20
OL John Long	-	-	-	12/10	1/0	3/3	16/13	-	-
WR Rawson MacNeill	-	-	-	2/0	13/6	-	15/6	-	-
CB Faybian Marks	-	5/0*	10/7*	6/0*	11/0*	3/0	35/7#	3	-
OL Luke Miller	-	-	-	-	-	2/0	2/0	2	-
TE Elijah Mojarro	-	-	-	-	10/1	4/3	13/4	3	3
LB Elroyal Morris	-	-	-	3/0	4/0	5/0	12/0	5	-
LB Ty Morris	-	-	-	-	11/0	5/1	16/1	12	-
LB Myron Morrison	4/0	4/0	12/5	11/10	13/13	5/5	49/33	23	23
DL Joseph Mutombo	-	-	-	-	1/0	4/0	5/0	4	-
CB Lamont Narcisse	-	-	2/0	9/1	11/1	2/0	24/2	2	-
OL Luke Needham	-	-	-	-	-	3/0	3/0	2	-
OL Trace Norfleet	-	-	-	-	1/0	3/1	4/1	2	1
DL Chibby Nwajuaku	-	-	-	1/0	2/0	2/0	5/0	1	-
S Ashton Ojiaku	-	-	-	-	-	3/0	3/0	-	-
OL Ethan Onianwa	-	-	3/0	13/12	13/13	4/4	33/29	-	-
QB AJ Padgett	-	-	-	3/2	6/4	-	9/5	-	-
LB Josh Percy	4/0	5/1	10/4	13/13	12/12	5/5	49/35	9	9
TE Ethan Powell	-	5/4	10/9	10/8	7/0	4/0	36/21#	-	-
WR Landon Ranson-Goelz	-	-	-	-	13/7	-	13/7	-	-
LB Kenny Seymour, Jr.	-	-	5/0	10/0	13/0	-	28/0	-	-
DE Alex Scherle	-	-	-	-	-	1/0	1/0	-	-
DB AJ Stephens	-	-	-	-	-	2/0	2/0	-	-
CB Peyton Stevenson	-	-	-	13/0	13/0	5/0	31/0	31	-
OL David Stickle	-	-	1/0*	7/0*	6/0*	5/5	19/5#	6	5
WR Matt Sykes	-	6/2*	11/2*	13/0*	10/0	5/5	45/9#	12	5
S Gabriel Taylor	-	5/1	10/6	13/13	12/12	5/5	45/36	8	8
LB Chali Taylor	-	-	-	-	-	1/0	1/0	-	-
WR Tyson Thompson	-	4/0	10/9	9/0	-	5/3	28/12	5	3
LB Blaise Tita	-	-	-	8/3*	-	5/1	13/4*	5	1
OL Patrick Valent	-	-	-	-	1/0	1/0	2/0	1	-
WR Braylen Walker	-	-	-	2/0	12/0	5/2	19/2	6	-
WR Graham Walker	-	-	10/10*	7/6*	10/10*	5/0	32/26#	20	-
QB E.J. Warner	-	-	-	11/10*	10/10*	5/5	26/25#	9	9
CB Jeremiah Williams	-	-	-	-	1/0	-	1/0	-	-
S Joshua Williams	-	-	-	-	11/0	1/0	12/0	1	-
WR Justin Williams, Jr.	-	-	-	-	1/0	1/0	2/0	-	-
S Marcus Williams	-	-	-	9/0	6/2	3/1	18/3	-	-
S Plae Wyatt	-	2/0	12/0	4/0	13/13	1/1	30/14	-	-

\*Previous School



# THE LAST TIME IT HAPPENED

TEAM	Rice	Opponent
Scored 30-39 Points	11/4/23, vs. SMU (31)	9/21/24 at Army West Point (37)
Scored 40-49 Points	10/19/23, at Tulsa (42)	12/26/23 vs. Texas State (45)
Scored 50-59 Points	9/16/23, vs. Texas Southern (59)	10/29/22, at Charlotte (56)
Scored 60-69 Points	9/7/24, vs. Texas Southern (69)	9/3/22, at USC (66)
Scored 70-79 Points	9/27/08, vs. North Texas (77)	9/26/15, at Baylor (70)
Recorded a Shutout	12/5/20, at Marshall (20-0)	10/16/21, at UTSA (45-0)
Recorded a Safety	9/8/18, at Hawai'i	9/21/24, at Army West Point
Rushed for 400+ Yards	9/5/15, vs. Wagner (401)	9/18/21, at Texas (427)
Rushed for 300-399 Yards	9/7/24, vs. Texas Southern (329)	12/17/22 vs. Southern Miss (361)
Rushed for Less than 50 Yards	9/21/24, vs. Army West Point (41)	9/7/24, vs. Texas Southern (38)
Passed for 400+ Yards	9/23/23, at USF (432)	9/23/23, at USF (435)
Passed for 300-399 Yards	10/19/23, at Tulsa (342)	9/2/23, at Texas (300)
Passed for less than 50 yards	10/16/21, at UTSA (36)	9/7/24, vs. Texas Southern (49)
Gained More Than 500 Yards Total Offense	9/7/24, vs. Texas Southern (533)	9/23/23, at USF (597)
Recorded 25 or More First Downs	11/25/23, vs. Florida Atlantic (32)	11/40/23, vs. SMU (28)
Penalized for 100 Yards	11/4/23, vs. SMU (120)	12/26/23, vs. Texas State (129)
Defense Intercepted 3 Passes	11/27/21, vs. Louisiana Tech (3)	12/26/23, at Texas State (5)
Overcame Halftime Deficit to Win	10/22/22, at Louisiana Tech (Trailed 17-14, won 42-41OT)	9/28/24, vs. Charlotte (Trailed 10-0, won 21-20)
Win Despite Trailing After Third Quarter	10/22/22, at Louisiana Tech (Trailed 27-21, won 42-41 OT)	10/15/22, at FAU (Trailed 14-10, won 17-14)
Won Game on Final Play	9/9/23, vs. Houston (D. Smith 2pt try failed, end of OT)	10/30/21 vs. North Texas (A. Adeyi 1-yd. run, OT)

INDIVIDUAL	Rice	Opponent
75+ Yard Run	11/24/18, J. Otoviano vs. Old Dominion (80)	11/25/23, K. Lewis, Florida Atlantic (75)
100-199 Yards Rushing	9/28/24, D. Connors vs. Charlotte (121)	9/21/24, B. Daily, Army West Point (145)
200+ Yards Rushing	11/24/18, J. Otoviano vs. Old Dominion (224)	12/17/22, F. Gore, Southern Miss (331)
Three Rushing TDs	9/7/24, D. Connors vs. Texas Southern (3)	9/21/24, B. Daily, Army West Point (3)
Four Rushing TDs	9/25/21, J. Myers vs. Texas Southern (4)	10/8/09, R. Dobbs, Navy (4)
80+ Yard Pass Completion	9/23/23, J Daniels to Dean Connors (80)	10/13/18, A. Erdelyi to X. Ubosi, UAB (95)
300+ Yards Passing	10/19/23, J. Daniels at Tulsa (342)	11/12/22, A. Reed, WKU (377)
20 Pass Completions	9/28/24, E. Warner vs. Charlotte (22)	10/28/23, M. Pratt, Tulane (22)
Four+ Passing TDs	9/16/23, J. Daniels vs. Texas Southern (4)	10/29/22, C. Reynolds, Charlotte (5)
300+ Yards Total Offense	10/19/23, J. Daniels at Tulsa (341)	11/4/23, P. Stone, SMU (305)
Scored Five TDs	11/16/13, C. Ross vs. LA Tech (5)	9/20/14, T. Heinicke, Old Dominion (6)
10 Receptions	11/25/23, L. McCaffrey vs. Florida Atlantic (12)	11/20/21, J. Cowing, UTEP (11)
100-149 Receiving Yards	11/25/23, L. McCaffrey vs. Florida Atlantic (141)	9/9/23, S. Brown, Houston (138)
150+ Receiving Yards	9/23/23, L. McCaffrey at USF (199)	11/20/21, J. Cowing, UTEP (170)
Three Receiving TDs	10/31/20, A. Trammell at Southern Miss (3)	10/29/22, E. Spencer, Charlotte (3)
50+ Yard Field Goal	11/17/18, H. Tobola at LSU (51)	8/31/24, C. Pavon, Sam Houston (52)
Made Three Field Goals	11/3/22, C. VanSickle vs. UTEP (3)	11/4/23, C. Rogers, SMU (3)
70+ Yard Punt	10/27/18, J. Fox at North Texas (76)	8/31/13, D. Kaser, Texas A&M (76)
Returned Kickoff for TD	11/30/12, J. Eddington at UTEP (97)	10/2/21, C. Harrell, Southern Miss (95)
Returned Punt for TD	11/8/97, L. McCalla vs. TCU (84)	9/14/24, M. Mews, Houston (75)
Returned Blocked Punt for TD	11/4/23, C. Anigbogu, SMU (15)	10/13/18, C. Biles, UAB (0)
Blocked Punt	11/4/23, P. Stevenson, SMU	11/6/21, C. Houston, Charlotte
Returned Interception for TD	9/7/24, T. Flowers (34) vs. Texas Southern	8/31/24, D. Fisher, Sam Houston (30)
Returned Fumble for TD	10/1/22, T. Chamberlain vs. UAB (4 yds.)	11/12/22, J. Evans, WKU (14 yds.)
Blocked a Field Goal	11/26/22, K. Seymour Jr. at North Texas	9/21/24, E. Modozie, Army West Point
Returned Blocked Field Goal for TD	9/21/13, A. Lyons vs. Houston (62)	11/19/16, K. Beverly, UTEP (80)
PAT Returned for Two Points	10/29/16, C. Thomas at Louisiana Tech	10/22/16, T. Single, Prairie View A&M
Blocked a PAT	10/7/23, P. Stevenson vs. UCONN	11/30/19, P. Amaewhule, UTEP



## 300-YARD PASSING, 100-YARD RUSHING, 100-YARD RECEIVING GAMES (2005-PRESENT)

### 300-YARD PASSING GAMES

541 Chase Clement vs. Tulsa	11/24/2007
444 Chase Clement vs. Southern Miss	10/18/2008
432 JT Daniels at USF	9/23/2023
407 Tyler Stehling vs. Prairie View A&M	10/22/2016
405 Nick Fanuzzi vs. UTEP	11/5/2011
401 JT Daniels vs. Houston	9/9/2023
395 Chase Clement vs. UTEP	11/3/2007
384 Chase Clement vs. Army	11/8/2008
381 Chase Clement vs. Houston	11/29/2008
380 Jake Constantine vs. WKU	11/13/2021
373 Driphus Jackson at North Texas	9/19/2015
372 Chase Clement at UTEP	11/1/2008
364 Chase Clement at SMU	11/10/2007
362 JT Daniels vs. UCONN	10/7/2023
359 Driphus Jackson at UTSA	11/21/2015
355 Chase Clement at Houston	10/13/2007
345 Chase Clement vs. Tulane	11/17/2007
342 JT Daniels at Tulsa	10/19/23
337 Driphus Jackson at Louisiana Tech	11/29/2014
334 TJ McMahon at Houston	9/24/2022
334 TJ McMahon vs. UTEP	11/3/2022
327 Mike Collins at North Texas	11/21/2020
321 Chase Clement at Tulsa	10/4/2008
318 Chase Clement at Memphis	9/6/2008
318 Driphus Jackson vs. Fresno State	12/24/2014
315 Chase Clement vs. Marshall	11/22/2008
314 Taylor McHargue vs. Marshall	9/22/2012
313 Wiley Green vs. UTEP	11/3/2018
307 Chase Clement vs. Western Michigan	12/30/2008
303 TJ McMahon vs. Louisiana	9/17/2022

### 100-YARD RUSHING GAMES

224 Juma Otoviano vs. Old Dominion	11/24/2018
215 Charles Ross vs. Louisiana Tech	11/16/2013
186 Ari Broussard at Charlotte	11/6/2021
183 Quinton Smith at UCF	10/21/2006
<b>184 Dean Connors at Charlotte</b>	<b>11/18/2023</b>
178 Sam McGuffie at Tulsa	11/6/2010
173 Emmanuel Esukpa vs. Prairie View A&M	8/25/2018
171 Quinton Smith at UTEP	11/4/2006
170 Tyler Smith at Houston	10/27/2011
167 Charles Ross at New Mexico State	10/19/2013
165 Austin Walter at Wake Forest	9/29/2018
160 Jordan Myers vs. Texas Southern	9/25/2021
157 Charles Ross vs. Kansas	9/14/2013
156 John Wall vs. Tulsa	11/12/2005
154 Quinton Smith vs. UTEP	10/29/2005
154 Charles Ross at UTEP	11/24/2012
153 Nahshon Ellerbe vs. Southern Miss	11/11/2017
153 Taylor McHargue vs. Marshall	9/22/2012
152 Charles Ross vs. UTEP	10/26/2013
150 Jowan Davis vs. Old Dominion	9/20/2014
149 Aston Walter at UTEP	11/30/2019
145 Tyler Smith vs. Tulane	11/19/2011
143 Quinton Smith vs. Tulane	11/12/2005
143 Jeremy Eddington vs. East Carolina	11/20/2010
141 Darik Dillard vs. Hawaii	10/4/2014
140 Turner Petersen at Houston	10/27/2011
136 Taylor Petersen vs. Southern Miss	10/27/2012
132 Samuel Stewart at Southern Miss	10/1/2016
131 Jowan Davis at Southern Miss	9/27/2014
130 Jowan Davis at UAB	11/21/2013
130 Samuel Stewart at Texas	9/12/2015
127 Tyler Smith vs. UTEP	11/21/2009
126 Darik Dillard vs. Baylor	9/16/2016
125 Quinton Smith at ECU	10/8/2005

124 Quinton Smith vs. Navy	10/22/2005
124 Chase Clement at SMU	11/10/2007
121 Jowan Davis vs. UTSA	11/8/2014
<b>121 Dean Connors vs. Charlotte</b>	<b>9/28/2024</b>
<b>120 Dean Connors at Tulsa</b>	<b>10/19/2023</b>
117 Charles Ross vs. UTSA	10/13/2012
116 Charles Ross at Louisiana Tech	9/15/2012
116 Samuel Stewart vs. Prairie View A&M	10/22/2016
115 Quinton Smith vs. ECU	11/18/2006
114 Sam McGuffie vs. East Carolina	11/20/2010
113 Tyler Smith at Houston	11/28/2009
<b>113 Dean Connors vs. Texas Southern</b>	<b>9/7/2024</b>
112 Quinton Smith at Houston	11/26/2005
112 Aston Walter vs. Louisiana Tech	9/28/2019
111 C.J. Ugokwe at Tulane	10/25/2008
111 Juma Otoviano at Southern Miss	10/31/2020
110 C.J. Ugokwe vs. Houston	11/29/2008
109 Charles Ross vs. Marshall	12/7/2013
109 Aston Walter at UTSA	10/19/2019
108 Joel Armstrong vs. UCF	11/19/2005
108 Quinton Smith vs. Houston	9/2/2006
107 Charles Ross at Texas A&M	8/31/2013
107 Austin Walter vs. Wagner	9/5/2015
106 Darik Dillard at Florida Atlantic	10/10/2015
106 Aston Walter at Middle Tennessee	11/16/2019
105 Charles Ross at Houston	11/28/2009
104 Quinton Smith at Florida State	9/23/2006
104 Emmanuel Esukpa at Hawai'i	9/8/2018
103 Chase Clement vs. UTEP	11/3/2007
103 C.J. Ugokwe at UTEP	11/1/2008
103 Jeremy Eddington at Tulane	11/13/2010
103 Nahshon Ellerbe at Army West Point	8/30/2019
102 Luke Turner at Tulsa	10/20/2012
102 Jowan Davis at North Texas	9/19/2015
102 Aston Walter at UAB	10/5/2019
101 Charles Ross at North Texas	10/31/2013
100 Justin Hill at Southern Miss	10/3/2007

### 100-YARD RECEIVING GAMES

208 James Casey at Memphis	9/6/2008
199 Luke McCaffrey at USF	9/23/2023
185 Jordan Taylor vs. UTEP	10/26/2013
172 James Casey vs. Houston	11/29/2008
171 Jarett Dillard at Army	9/30/2006
171 Luke McCaffrey at Louisiana Tech	10/22/2022
168 Jarett Dillard vs. UTEP	11/3/2007
163 Dennis Parks at North Texas	9/19/2015
158 Jarett Dillard at Texas	9/20/2008
158 Toren Dixon vs. Tulane	11/14/2009
157 Vance McDonald vs. UTEP	11/5/2011
153 Jordan Taylor vs. Air Force	12/29/2012
150 Mario Hull vs. UTEP	11/21/2014
145 Jarett Dillard vs. SMU	11/25/2006
144 Jarett Dillard vs. Army	11/8/2008
143 Temi Alaka vs. Prairie View A&M	10/22/2016
143 Austin Trammell at Southern Miss	10/31/2020
143 Jake Bailey vs. North Texas	10/30/2021
143 Jake Bailey at Charlotte	11/6/2021
142 Jarett Dillard at Tulsa	10/4/2008
142 James Casey at UTEP	11/1/2008
142 Bradley Rozner vs. UTEP	11/3/2022
141 Jarett Dillard vs. Southern Miss	10/18/2008
141 Luke McCaffrey vs. Florida Atlantic	11/25/2023
138 Nate German at UTSA	11/21/2015
138 Bradley Rozner at UTSA	10/19/2019
137 Jarett Dillard at Tulsa	11/11/2006
137 Jordan Taylor vs. North Texas	10/25/2014
136 Jordan Taylor at Louisiana Tech	11/29/2014
135 Bradley Rozner at Florida Atlantic	10/15/2022

133 Jarett Dillard at Houston	10/13/2007
133 August Pitre III vs. WKU	11/13/2021
131 Jordan Taylor vs. Marshall	12/7/2013
130 Bradley Rozner at Middle Tennessee	11/16/2019
128 Jarett Dillard at SMU	11/10/2007
123 Bradley Rozner at Houston	9/24/2022
121 Luke McCaffrey at Houston	9/24/2022
120 James Casey at Tulsa	10/4/2008
120 Corbin Smiter vs. Marshall	11/22/2008
120 Toren Dixon at Oklahoma State	9/19/2009
120 Zach Wright vs. North Texas	9/24/2016
119 Sam McGuffie vs. Houston	9/29/2012
116 Zach Wright at UTEP	11/6/2015
116 Austin Trammell at North Texas	11/21/2020
115 James Casey at Vanderbilt	9/13/2008
115 Toren Dixon at East Carolina	10/17/2009
115 Jordan Taylor at FIU	11/1/2014
114 Jarett Dillard vs. North Texas	9/27/2008
114 Toren Dixon vs. Southern Miss	10/18/2008
113 Jarett Dillard vs. Florida State	9/23/2006
113 James Casey vs. Tulane	11/17/2007
113 James Casey vs. Southern Miss	10/18/2008
113 Austin Trammell at UAB	10/5/2019
112 James Casey vs. Western Michigan	12/30/2008
112 Austin Trammell vs. UTEP	11/3/2018
111 Jarett Dillard vs. UAB	10/14/2006
111 Zach Wright at Charlotte	11/12/2016
110 James Casey vs. Tulsa	11/24/2007
109 Joel Armstrong vs. Tulsa	11/24/2007
109 Sam McGuffie vs. Marshall	9/22/2012
109 Dennis Parks vs. Fresno State	12/24/2014
108 Cedric Patterson III vs. Texas Southern	9/25/2021
108 August Pitre III at UAB	10/23/2021
105 Jarett Dillard at Vanderbilt	9/13/2008
105 Aaron Cephus at UTSA	10/21/2017
105 Luke McCaffrey vs. Louisiana	9/17/2022
105 Bradley Rozner vs. Charlotte	10/29/2022
104 Austin Walter vs. UTEP	11/3/2018
104 Corbin Smith vs. Army	11/8/2008
104 Luke Willson vs. Tulsa	10/22/2011
103 Vance McDonald at Tulane	11/13/2010
103 Jordan Taylor vs. Hawaii	10/4/2014
103 Bradley Rozner vs. Wake Forest	9/6/2019
102 Jarett Dillard at UCLA	9/9/2006
102 Turner Petersen vs. Houston	9/21/2013
101 Austin Walter at Louisiana Tech	11/10/2018
101 James Casey at Marshall	10/27/2007
101 Toren Dixon vs. North Texas	9/27/2008
101 Jordan Taylor at Kansas	9/8/2012
101 Bradley Rozner vs. McNeese	9/10/2022
100 Aaron Cephus at UAB	11/4/2017
100 Bradley Rozner vs. Baylor	9/21/2019

**NUMERICAL ROSTER**

No.	Name	Pos.
0	Campbell, Jordan	DE
0	Connors, Dean	RB
1	Fresch, Sean	CB
1	Johnson-McCray, JoVoni	WR
2	Arkansas, DJ	LB
2	Campbell, Kobie	WR
3	Bennett, Coleman	RB
3	Morris, Ty	LB
4	Giffen, Colin	FB
4	Williams, Marcus	S
5	Devillier, Drew	QB
5	Pearcy, Josh	OLB
6	Dickmann, Drayden	WR
6	Ojiaku, Ashton	S
7	Anigbogu, Chike	S
7	Mojarro, Elijah	TE
8	Mutombo, Joseph	DL
8	Sykes, Matt	WR
9	Jenkins, Chase	QB
9	Stevenson, Peyton	S
10	Bility, Moh	CB
10	Jackson, Quinton	RB
11	Conti, Chris	LB
11	Thompson, Tyson	WR
12	Padgett, AJ	QB
12	Williams, Joshua	S
13	Narcisse, Lamont	CB
13	Warner, E.J.	QB
14	Dotson, Ephraim	CB
14	Groen, Boden	TE
15	Horn, Tim	K
15	Itraish, Shawqi	QB
16	Nwajuaku, Chibby	DL
16	Walker, Graham	TE
17	Ahoia, Max	CB
17	Ransom-Goelz, Landon	WR
18	Carter, Owen	WR
18	Taylor, Chali	LB
19	Chiaokhiao-Bowman, Thai	WR
19	Marks, Faybian	CB
20	Alexander, Daelen	RB
20	Fletcher, Bailey	CB
21	Atkins, Taji	RB
21	Clark, Jamarion	CB
22	Guillo, Ryan	WR
22	Jean, Jonathan	CB
23	Hunt, Conor	P
23	Williams, Jeremiah	CB
24	DeBose IV, Larry	RB
24	Ellison, Jabari	S
25	Phillips, Rhys	FB/HB
25	Stephens, AJ	DB
26	Francisco, Christian	RB
26	Taylor, Gabriel	S
27	Awe, Andrew	LB
28	Gota, Enock	K
28	Johnson, Lavonte	S
29	Hook, Daveon	S
30	Keeney, Reese	K/P
30	Morris, Elroyal	DL

**ALPHABETICAL ROSTER**

No.	Name	Ht	Wt	Pos	Cl/Exp	Hometown/Previous School
17	Ahoia, Max	CB	5-11	175	SR-1L	La Miranda, Calif./Fullerton College
20	Alexander, Daelen	RB	5-9	210	SO-1L	Pflugerville, Texas/Weiss
35	Amico, Michael	RB	5-8	186	RS SO	Katy, Texas/Seven Lakes
7	Anigbogu, Chike	S	5-10	205	GR-4L	Missouri City, Texas/Ridge Point
2	Arkansas, DJ	LB	6-2	207	RS JR-2L	Denton, Texas/Ryan
21	Atkins, Taji	RB	5-7	175	FR-HS	Houston, Texas/Westfield
27	Awe, Andrew	LB	6-2	237	RS JR-3L	Mansfield, Texas/Mansfield Lake Ridge
91	Bacchetta, Alex	P	6-2	200	RS SO-TR	Atlanta, Ga./Penn State
77	Banks, Brant	OL	6-7	325	GR-1L	Houston, Texas/Nebraska
49	Barnett, Micah	FB	6-1	240	JR-2L	Dickinson, Texas/Dickinson
54	Barton, Beau	LB	6-3	197	RS SO	Van, Texas/Van
74	Baur, Brad	OL	6-5	285	RS SO-1L	Rocklin, Calif./Rocklin
3	Bennett, Coleman	RB	5-11	195	GR-TR	Ft. Lauderdale, Fla./Bucknell
10	Bility, Moh	CB	6-0	176	RS SO-1L	Dallas, Texas/North Texas
34	Blanton, Kaleb	LB	6-1	212	FR-HS	Manvel, Texas/Manvel
56	Bledsoe, Nate	OL	6-3	300	RS FR	Collierville, Tenn./Briarcrest Christian
75	Boenisch, Blake	DL	6-3	330	RS JR-2L	Needville, Texas/Needville
38	Bowling, Shepherd	OLB	6-0	210	RS JR-1L	Katy, Texas/Army
51	Broughman, Ethan	LB	6-2	230	RS FR	Dana Point, Calif./Dana Hills
43	Bruce, Chris	S	6-2	185	RS FR	Buda, Texas/Jack C. Hays
0	Campbell, Jordan	DE	6-3	250	SR-1L	Middlesex, N.J./Nassau CC
2	Campbell, Kobie	WR	5-7	164	SR-4L	Missouri City, Texas/Hightower
18	Carter, Owen	WR	6-2	192	FR-HS	Cypress, Texas/Cy-Fair
73	Cassell, Spencer	OL	6-6	282	GR-TR	Hingham, Mass./Harvard
75	Cedeno, Miguel	OL	6-7	315	RS SO-1L	Davie, Fla./American Heritage
19	Chiaokhiao-Bowman, Thai	WR	6-0	200	SO-TR	Minneapolis, Minn./Florida
21	Clark, Jamarion	CB	6-0	170	SO-1L	Temple, Texas/Dallas South Oak Cliff
99	Clark-Jolivet, Chris	DL	6-1	319	SO-1L	Houston, Texas/Furr
57	Clemmons, Aquantis	DL	5-10	280	SO-1L	Columbus, Ga./Carver
45	Connell, Colby	DS	5-10	219	SO-1L	San Antonio, Texas/O'Connor
0	Connors, Dean	RB	6-2	205	SR-2L	Kamuela, Hi./Riverside CC
11	Conti, Chris	LB	6-2	234	RS SR-2L	Wycokoff, N.J./Rutgers
49	Daley, Michael	DE	6-2	235	RS JR-TR	Alpine, Utah/BYU
32	Day, Tyler	LB	6-1	221	FR-HS	Houston, Texas/St. Thomas
24	DeBose IV, Larry	RB	5-7	155	FR-HS	Conroe, Texas/Oak Ridge
5	Devillier, Drew	QB	6-5	212	FR-HS	Plano, Texas/East
6	Dickmann, Drayden	WR	5-11	178	RS FR	Georgetown, Texas/Georgetown
14	Dotson, Ephraim	CB	5-9	175	FR-HS	Missouri City, Texas/Hightower
89	Dragoo, Jake	WR	6-4	229	SO-1L	Highlands Ranch, Colo./Valor Christian
47	Edgar, Christian	S	6-2	190	RS SO-1L	Austin, Texas/Westlake
24	Ellison, Jabari	S	5-11	180	RS FR	Dickinson, Texas/Dickinson
86	Falk, James	TE	6-6	245	RS FR	Springfield, Pa./The Haverford School
58	Farmer, Peyton	OL	6-6	290	RS FR	Fresno, Texas/Ridge Point
55	Fehoko, Netane	OL	6-0	305	RS JR	Inglewood, Calif./College of San Mateo
20	Fletcher, Bailey	CB	5-11	185	FR-HS	San Antonio, Texas/Reagan
31	Flowers, Tyson	S	5-11	200	RS SO-1L	Fort Worth, Texas/Southwest Christian
50	Floyd, Izeya	DL	6-2	315	RS SR-4L	Frisco, Texas/Reedy
26	Francisco, Christian	RB	5-9	198	RS JR-2L	Rogers, Ark./Rogers
48	Freeman, Wyatt	DS	5-10	207	SO-1L	Bakersfield, Calif./Naval Academy Prep
1	Fresch, Sean	CB	5-8	177	SR-4L	Austin, Texas/Lyndon B. Johnson
4	Giffen, Colin	FB	6-0	250	RS JR-1L	Palo Alto, Calif./College of San Mateo
70	Gonzalez, Isaiah	OL	6-2	300	RS JR	Watsonville, Calif./City College of San Francisco
28	Gota, Enock	K	6-0	201	RS SO-1L	Houston, Texas/Dekaney
45	Green, Demone	DL	6-1	259	RS SO-1L	Houston, Texas/Heights
14	Groen, Boden	TE	6-3	237	SR-2L	Santa Ana, Calif./Mater Dei
22	Guillo, Ryan	WR	5-10	188	RS SO	Pearland, Texas/Dawson
82	Hall, Matt	TE	6-3	230	GR-1L	Columbia, Mo./Truman State
44	Hargon, Geron	FB	6-2	242	RS JR-3L	Shreveport, La./Captain Shreve
52	Hargrove, Jalen	DL	6-4	325	RS JR-2L	Patterson, N.J./Choate Rosemary Hall
88	Hebeisen, Jaggard	TE	6-4	239	RS JR-2L	Colleyville, Tenn./Heritage
29	Hook, Daveon	S	5-11	182	JR-2L	Cibolo, Texas/Steele
15	Horn, Tim	K	6-2	225	RS SR-2L	Honolulu, Hi./Washington
23	Hunt, Conor	P	5-11	188	5th-2L	Lihue, Hi./Georgetown
87	Irwin, Shawn	WR	6-0	200	FR-HS	Newhall, Calif./Hart
15	Itraish, Shawqi	QB	6-3	214	RS JR-2L	Bradenton, Fla./Braden River
10	Jackson, Quinton	RB	5-7	154	RS SO	Fort Worth, Texas/North Crowley
22	Jean, Jonathan	S	5-10	185	RS JR-2L	Lakeland, Fla./Victory Christian



# GAME SIX - UTSA



## ALPHABETICAL ROSTER

No.	Name	Ht	Wt	Pos	Cl/Exp	Hometown/Previous School
71	Jeffcoat, Lane	OL	6-9	313	FR-HS	Centerton, Ark./Bentonville West
9	Jenkins, Chase	QB	6-0	187	RS FR	Katy, Texas/Alief Taylor
28	Johnson, LaVonte	S	6-2	190	FR	Houston, Texas/North Shore
1	Johnson-McCray, JoVoni	WR	6-4	204	RS SR-4L	Conway, Ark./Conway
30	Keeney, Reese	K/P	5-11	180	RS FR	Knoxville, Tenn./Farragut
34	Kibbles, Trei	RB	5-7	170	FR-HS	Silsbee, Texas/Silsbee
42	King, Cooper	LB	5-10	223	RS FR	Stratford, Texas/Stratford
79	Kropp, Weston	OL	6-4	320	SR-1L	Biloxi, Miss./Jones College
74	Larbie, Michael	DT	6-0	280	GR-1L	Monroe, N.C./Duke
69	Lindberg, Chad	OL	6-6	325	GR-TR	League City, Texas/Georgia
76	Long, John	OL	6-4	342	RS JR-2L	Kempner, Texas/Lampasas
94	Looes, Charlie	DL	6-3	275	GR-TR	Hillsdale, N.J./Dartmouth
80	MacNeill, Rawson	WR	6-5	193	RS SO-1L	Marietta, Ga./George Walton
23	Marks, Faybian	CB	5-10	191	GR-TR	Richmond, Texas/Utah
68	McAlmont, Jabari	OL	6-5	315	FR-HS	Houston, Texas/Klein Caiin
46	McMillan, Cade	S	5-10	180	FR-HS	Houston, Texas/Phillips Exeter Academy
53	Miller, Luke	OL	6-5	286	FR-HS	Round Rock, Texas/Round Rock
7	Mojarro, Elijah	TE	6-4	239	GR-1L	Orange, Calif./California
30	Morris, Elroyal	DL	6-3	305	RS JR-2L	Houston, Texas/Dekaney
3	Morris, Ty	LB	6-2	200	SO-1L	Houston, Texas/Dekaney
33	Morrison, Myron	LB	6-3	225	RS SR-4L	Humble, Texas/Atascocita
8	Mutombo, Joseph	DL	6-5	255	RS FR	Fort Worth, Texas/Keller Central
13	Narcisse, Lamont	CB	5-11	173	RS JR-3L	Pasadena, Calif./Calabasas
67	Needham, Luke	OL	6-5	310	RS FR	Germantown, Tenn./Houston HS
61	Norfleet, Trace	OL	6-0	285	RS SO	Lewisville, Texas/Prestonwood Christian
16	Nwajuaku, Chibby	DL	6-2	247	RS FR	Cypress, Texas/Cy Ranch
6	Ojiaku, Ashton	S	6-0	203	RS FR	Houston, Texas/Foster
78	Onianwa, Ethan	OL	6-6	340	RS JR-2L	Katy, Texas/Cinco Ranch
12	Padgett, AJ	QB	6-3	238	RS SO-1L	Frisco, Texas/Reedy
5	Pearcy, Josh	OLB	6-2	245	RS SR-4L	Moorestown, N.J./Moorestown
25	Phillips, Rhys	FB/HB	6-2	226	FR	Katy, Texas/Tompkins
84	Powell, Ethan	TE	6-5	230	GR-1L	Mason, Texas/Southwestern
17	Ransom-Goelz, Landon	WR	6-0	173	SO-1L	Trophy Club, Texas/Byron Nelson
83	Ranucci, Jackson	WR	5-11	172	FR-HS	Houston, Texas/Episcopal
97	Scherle, Alex	DE	6-5	245	RS SO	Rochester Hills, Mich./Notre Dame Prep
40	Seymour Jr., Kenny	LB	6-3	234	RS JR-2L	League City, Texas/Fort Bend Marshall
25	Stephens, AJ	DB	5-11	189	RS FR	Spring, Texas/Aldine MacArthur
9	Stevenson, Peyton	S	6-3	202	RS JR-2L	Demopolis, Ala./Demopolis
64	Stickle, David	OL	6-3	285	GR-TR	Pace, Fla./Florida State
8	Sykes, Matt	WR	6-4	215	GR-1L	Makakilo, Hi./UCLA
18	Taylor, Chali	LB	6-3	206	RS FR	Washington, D.C./Sidwell Friends
26	Taylor, Gabriel	S	5-10	193	SR-4L	Miami, Fla./Gulliver Prep
11	Thompson, Tyson	WR	5-9	191	RS JR-1L	Klein, Texas/Houston Baptist
56	Tita, Blaise	LB	6-1	210	JR-TR	Houston, Texas/Kilgore College
50	Valent, Patrick	OL	6-3	310	RS FR	Warren, Ohio/John F. Kennedy Catholic
81	Walker, Braylen	WR	5-10	172	RS SO-1L	Sulphur, La./Lake Charles College Prep
16	Walker, Graham	TE	6-3	215	GR-TR	Hinesburg, Vt./Brown
13	Warner, E.J.	QB	6-0	190	JR-TR	Phoenix, Ariz./Temple
19	Williams, Jeremiah	CB	5-10	157	RS SO	Dallas, Texas/Bishop Lynch
12	Williams, Joshua	S	6-1	202	RS JR-1L	Linden, Ala./Linden
85	Williams, Jr., Justin	WR	6-3	180	RS FR	Cypress, Texas/Aldine MacArthur
4	Williams, Marcus	S	5-11	195	RS JR-2L	Helena, Ala./Hoover
62	Witt, Cullen	OL	6-5	286	FR-HS	Houston, Texas/Episcopal
41	Wyatt, Plae	S	5-11	207	RS JR-3L	McKinney, Texas/ McKinney Boyd

No.	Name	Pos.
31	Flowers, Tyson	S
32	Day, Tyler	LB
33	Morrison, Myron	LB
34	Blanton, Kaleb	LB
34	Kibbles, Trey	RB
35	Amico, Michael	RB
38	Bowling, Shepherd	OLB
40	Seymour Jr., Kenny	LB
41	Wyatt, Plae	S
42	King, Cooper	LB
43	Bruce, Chris	S
44	Hargon, Geron	FB
45	Connell, Colby	DS
45	Green, Demone	DL
46	McMillan, Cade	DB
47	Edgar, Christian	S
48	Freeman, Wyatt	DS
49	Barnett, Micah	FB
49	Daley, Michael	DE
50	Floyd, Izeya	DL
50	Valent, Patrick	OL
51	Broughman, Ethan	LB
52	Hargrove, Jalen	DL
52	Nutter, Braedon	OL
53	Miller, Luke	OL
54	Barton, Beau	LB
55	Fehoko, Netane	OL
56	Bledsoe, Nate	OL
56	Tita, Blaise	LB
57	Clemmons, Aquantis	DL
58	Farmer, Peyton	OL
61	Norfleet, Trace	OL
62	Witt, Cullen	OL
64	Stickle, David	OL
67	Needham, Luke	OL
68	McAlmont, Jabari	OL
69	Lindberg, Chad	OL
70	Gonzalez, Isaiah	OL
71	Jeffcoat, Lane	OL
73	Cassell, Spencer	OL
74	Baur, Brad	OL
74	Larbie, Michael	DT
75	Boenisch, Blake	DL
75	Cedeno, Miguel	OL
76	Long, John	OL
77	Banks, Brant	OL
78	Onianwa, Ethan	OL
79	Kropp, Weston	OL
80	MacNeill, Rawson	WR
81	Walker, Braylen	WR
82	Hall, Matt	TE
83	Ranucci, Jackson	WR
84	Powell, Ethan	TE
85	Williams, Jr., Justin	WR
86	Falk, James	TE
87	Irwin, Shawn	WR
88	Hebeisen, Jaggar	TE
89	Dragoo, Jake	WR
91	Bacchetta, Alex	P
94	Looes, Charlie	DL
97	Scherle, Alex	TE
99	Clark-Jolivet, Chris	DL

## PRONUNCIATIONS

No	Name	Pronunciation
17	Max Ahoia	Ah-hoy-ah
21	Taji Atkins	TAH-jee
20	Daelen Alexander	Day-len
7	Chike Anigbogu	Cheek-ay Anah-boh-goo
27	Andrew Awe	Awe-way
75	Blake Boenisch	Bane-ish
19	Thai Chiaokhiao-Bowman	Tye Jock-ee-oh
5	Drew Devillier	De-vill-ee-ay
14	Ephraim Dotson	Eph-reem
55	Netane Fehoko	Neh-tan-ay Feh-hoe-koe
50	Izeya Floyd	Eye-zay-ah
1	Sean Fresch	Fresh
14	Boden Groen	Grew-in
22	Ryan Guillo	Gwill-oh
44	Geron Hargon	Gare-in Hargin
88	Jagger Hebeisen	Jag-er Hee-ba-sen
15	Shawqui Itraish	Show-key Eye-traysh
1	JoVoni Johnson-McCray	Joe-Von-ee
74	Michael Larbie	Lar-bee
94	Charlie Looes	Lewis
7	Elijah Mojarro	Moe-har-oh
13	Lamont Narcisse	Nar-cess
16	Chibby Nwajuaku	Chib-ee New-ah-jew-ah-koo
78	Ethan Onianwa	Eee-than O-knee-on-wah
6	Ashton Ojiaku	Oh-gee-ah-koo
56	Blaise Tita	Tee-tah
5	Josh Pearcy	Pier-see
41	Plae Wyatt	Play

**CAREER STATS**

**#17 CB MAX AHOIA**

YEAR	GP-GS	UT	AT	TOTAL	TFL	SACKS	FF	QBH	PBU
2023	10-0	3	0	3	0.0-0	0.0-0	0	0	0
2024	5-5	9	7	16	0.5-0	0.0-0	0	0	1
<b>Career</b>	<b>15-5</b>	<b>12</b>	<b>7</b>	<b>19</b>	<b>0.5-0</b>	<b>0.0-0</b>	<b>0</b>	<b>0</b>	<b>1</b>

**#20 RB DAELEN ALEXANDER**

YEAR	GP-GS	RUSH	YDS	AVG	TD	LONG
2023	6-0	18	35	1.9	5	9
<b>Career</b>	<b>6-0</b>	<b>18</b>	<b>35</b>	<b>1.9</b>	<b>5</b>	<b>9</b>

**#7 S CHIKE ANIGBOGU**

YEAR	GP-GS	UT	AT	TOTAL	TFL	SACKS	FF	QBH	PBU
2019	3-0	0	0	0	0.0-0	0.0-0	0	0	0
2020	5-1	4	4	8	0.0-0	0.0-0	1	0	0
2021	11-0	6	7	12	1.0-1	0.0-0	0	2	1
2022	13-0	5	1	6	0.0-0	0.0-0	0	0	0
2023	13-0	19	7	26	4.0-18	2.0-14	1	0	0
2024	5-0	3	2	5	1.5-4	0.0-0	0	0	0
<b>Career</b>	<b>50-1</b>	<b>37</b>	<b>21</b>	<b>58</b>	<b>6.5-23</b>	<b>2.0-14</b>	<b>2</b>	<b>2</b>	<b>1</b>

**#2 LB DJ ARKANSAS**

YEAR	GP-GS	UT	AT	TOTAL	TFL	SACKS	FF	FR	QBH
2021	1-0	1	0	1	1.0-8	1.0-8	0	0	0
2022	1-0	0	0	0	0.0-0	0.0-0	0	0	0
2023	13-2	21	13	34	2.5-15	1.5-14	0	1	0
2024	4-2	3	5	8	0.0-0	0.0-0	0	0	0
<b>Career</b>	<b>19-4</b>	<b>25</b>	<b>18</b>	<b>43</b>	<b>3.5-23</b>	<b>2.5-23</b>	<b>0</b>	<b>1</b>	<b>0</b>

**#21 RB TAJI ATKINS**

YEAR	GP-GS	RUSH	YDS	AVG	TD	LONG
2024	5-0	24	158	6.6	2	33
<b>Career</b>	<b>5-0</b>	<b>24</b>	<b>158</b>	<b>6.6</b>	<b>2</b>	<b>33</b>

**#27 LB ANDREW AWE**

YEAR	GP-GS	UT	AT	TOTAL	TFL	SACKS	FF	FR	PBU
2022	13-3	16	6	22	1.5-2	0.0-0	0	0	0
2023	11-3	9	11	20	2.5-5	0.0-0	0	0	1
2024	5-4	8	10	18	1.0-3	0.0-0	0	0	0
<b>Career</b>	<b>30-10</b>	<b>33</b>	<b>27</b>	<b>60</b>	<b>4.5-10</b>	<b>0-0-0</b>	<b>0</b>	<b>0</b>	<b>1</b>

**#91 P ALEX BACCHETTA**

YEAR	PUNTS	YDS	AVG	LONG	TB	FC	I20	50+
2022	4	160	40.0	42	0	0	3	0
2024	24	1,007	42.0	56	1	10	7	5
<b>Career</b>	<b>28</b>	<b>1,167</b>	<b>42.3</b>	<b>56</b>	<b>1</b>	<b>10</b>	<b>10</b>	<b>5</b>

**#3 RB COLEMAN BENNETT**

YEAR	GP-GS	RUSH	YDS	AVG	TD	LG	REC	YDS	AVG	TD	LONG
2020	4-3	35	97	2.8	1	23	7	61	8.7	0	24
2021	8-8	45	112	2.5	0	10	17	100	5.9	0	36
2022	10-5	95	366	3.9	2	21	18	170	9.4	0	38
2023	10-7	122	496	4.1	4	47	36	340	9.4	0	29
2024	4-0	2	28	14.0	1	22	0	0	0	0	0
<b>Career</b>	<b>36-23</b>	<b>300</b>	<b>1,099</b>	<b>3.7</b>	<b>8</b>	<b>47</b>	<b>78</b>	<b>671</b>	<b>8.6</b>	<b>0</b>	<b>38</b>

**YEAR KR YDS AVG TD LG PR YDS AVG TD LONG**

2020	10	226	22.6	0	76	0	0	0.0	0	0
2021	13	194	14.9	0	29	1	4	4.0	0	4
2022	21	452	21.5	1	93	0	0	0.0	0	0
2023	25	541	21.6	0	61	0	0	0.0	0	0
2024	0	0	0.0	0	0	0	0	0.0	0	0
<b>Career</b>	<b>69</b>	<b>1,413</b>	<b>20.5</b>	<b>1</b>	<b>93</b>	<b>1</b>	<b>4</b>	<b>4.0</b>	<b>0</b>	<b>4</b>

**#75 DL BLAKE BOENISCH**

YEAR	GP-GS	UT	AT	TOTAL	TFL	SACKS	FF	FR	QBH
2021	2-0	0	0	0	0.0-0	0.0-0	0	0	0
2022	13-2	10	19	29	1.5-3	1.5-3	0	0	0
2023	13-0	11	15	26	2.5-5	0.0-0	0	0	0
2024	4-4	11	3	14	2.0-7	0.0-0	0	0	0
<b>Career</b>	<b>32-6</b>	<b>32</b>	<b>37</b>	<b>69</b>	<b>6.0-15</b>	<b>1.5-3</b>	<b>0</b>	<b>0</b>	<b>0</b>

**#0 DE JORDAN CAMPBELL**

YEAR	GP-GS	UT	AT	TOTAL	TFL	SACKS	FF	FR	QBH
2023	10-0	1	5	6	1.0-7	1.0-7	0	0	0
<b>Career</b>	<b>10-0</b>	<b>1</b>	<b>5</b>	<b>6</b>	<b>1.0-7</b>	<b>1.0-7</b>	<b>0</b>	<b>0</b>	<b>0</b>

**#2 WR KOBIE CAMPBELL**

YEAR	GP-GS	RUSH	YDS	AVG	TD	LG	REC	YDS	AVG	TD	LONG
2020	5-0	0	0	0	0	0	0	0	0	0	0
2021	8-0	0	0	0	0	0	7	64	9.1	0	16
2022	11-4	4	37	9.3	0	34	17	192	11.3	0	32
2023	11-5	8	11	1.4	0	8	11	164	14.9	1	70
2024	5-2	1	40	40.0	0	40	11	121	11.0	1	22
<b>Career</b>	<b>40-11</b>	<b>13</b>	<b>88</b>	<b>6.8</b>	<b>0</b>	<b>40</b>	<b>46</b>	<b>541</b>	<b>11.8</b>	<b>2</b>	<b>70</b>

**#0 RB DEAN CONNORS**

YEAR	GP-GS	RUSH	YDS	AVG	TD	LG	REC	YDS	AVG	TD	LONG
2022	12-0	27	128	4.7	0	22	8	24	3.0	1	7
2023	13-4	121	771	6.4	7	57	43	403	9.4	3	80
2024	5-5	55	369	6.7	5	71	29	139	4.8	0	13
<b>Career</b>	<b>30-9</b>	<b>203</b>	<b>1,268</b>	<b>6.2</b>	<b>12</b>	<b>71</b>	<b>80</b>	<b>566</b>	<b>7.1</b>	<b>4</b>	<b>80</b>

**#31 S TYSON FLOWERS**

YEAR	GP-GS	UT	AT	TOTAL	TFL	SACKS	FF	INT	PBU
2022	3-0	0	0	0	0.0-0	0.0-0	0	0	0
2023	11-2	16	9	25	2.0-14	1.0-11	1	0	5
2024	3-3	5	3	8	0.0-0	0.0-0	1	1	0
<b>Career</b>	<b>17-5</b>	<b>21</b>	<b>12</b>	<b>33</b>	<b>2.0-14</b>	<b>1.0-11</b>	<b>2</b>	<b>1</b>	<b>5</b>

**#50 DL IZEYA FLOYD**

YEAR	GP-GS	UT	AT	TOTAL	TFL	SACKS	FF	FR	QBH
2019	3-0	0	0	0	0.0-0	0.0-0	0	0	0
2020	3-1	0	0	0	0.0-0	0.0-0	0	0	0
2021	11-2	4	15	11	3.0-14	1.0-9	0	0	1
2022	12-10	7	14	21	2.0-8	0.0-0	1	0	0
2023	13-13	6	22	28	0.0-0	0.0-0	1	1	1
2024	5-5	4	10	14	1.0-3	0.0-0	0	0	0
<b>Career</b>	<b>47-31</b>	<b>21</b>	<b>61</b>	<b>82</b>	<b>6.0-25</b>	<b>1.0-9</b>	<b>2</b>	<b>1</b>	<b>2</b>

**#1 CB SEAN FRESHCH**

YEAR	GP-GS	UT	AT	TOTAL	TFL	SACKS	INT	FR	PBU
2020	1-0	1	1	2	0.0-0	0.0-0	0	0	0
2021	12-8	14	13	27	1.0-2	0.0-0	1	0	7
2022	9-9	18	3	21	0.0-0	0.0-0	1	1	5
2023	13-13	38	12	50	3.0-17	1.0-9	0	0	7
2024	5-5	15	5	20	0.0-0	0.0-0	0	0	4
<b>Career</b>	<b>39-34</b>	<b>85</b>	<b>34</b>	<b>119</b>	<b>4.0-19</b>	<b>1.0-9</b>	<b>2</b>	<b>1</b>	<b>22</b>

**YEAR KR YDS AVG TD LG PR YDS AVG TD LONG**

2020	0	0	0.0	0	0	0	0	0.0	0	0
2021	14	317	22.6	0	33	10	99	9.9	0	48
2022	0	0	0.0	0	0	10	103	10.3	0	40
2023	7	128	18.3	0	26	16	150	9.4	0	39
2024	0	0	0.0	0	0	8	50	6.3	0	20
<b>Career</b>	<b>21</b>	<b>445</b>	<b>21.2</b>	<b>0</b>	<b>33</b>	<b>44</b>	<b>402</b>	<b>9.1</b>	<b>0</b>	<b>48</b>

**#28 K ENOCK GOTA**

YEAR	FGM-A	PCT	BLK	LONG	PAT	PCT
2023	0-0	.000	0	0	1-1	1.000
2024	4-6	.667	1	44	13-13	1.000
<b>Career</b>	<b>4-6</b>	<b>.667</b>	<b>1</b>	<b>44</b>	<b>13-13</b>	<b>1.000</b>

**#45 DL DEMONE GREEN**

YEAR	GP-GS	UT	AT	TOTAL	TFL	SACKS	FF	QBH	PBU
2022	2-0	1	0	1	1.0-17	1.0-17	0	0	0
2023	13-0	7	5	12	5.0-15	2.0-5	0	0	0
2024	3-0	5	5	10	2.0-10	2.0-10	0	0	1
<b>Career</b>	<b>18-0</b>	<b>13</b>	<b>10</b>	<b>23</b>	<b>8.0-42</b>	<b>5.0-32</b>	<b>0</b>	<b>0</b>	<b>1</b>

**#14 TE BODEN GROEN**

YEAR	GP-GS	REC	YDS	AVG	TD	LONG
2022	12-3	9	79	8.8	0	16
2023	13-11	39	38			

# GAME SIX - UTSA



## CAREER STATS

### #23 P CONOR HUNT

YEAR	PUNTS	YDS	AVG	LONG	TB	FC	I20	50+
2021	50	2088	41.8	66	3	18	19	10
2022	49	2007	41.0	64	2	13	10	4
2023	54	2123	39.3	64	1	18	7	6
<b>Career</b>	<b>153</b>	<b>6218</b>	<b>40.6</b>	<b>66</b>	<b>6</b>	<b>49</b>	<b>36</b>	<b>20</b>

### #10 RB QUINTON JACKSON

YEAR	GP-GS	RUSH	YDS	AVG	TD	LG	REC	YDS	AVG	TD	LONG
2022	1-0	3	15	5.0	0	11	2	54	27.0	0	34
2023	13-0	7	25	3.6	0	11	6	33	5.5	0	9
2024	5-0	13	89	6.8	0	29	4	33	8.3	1	15
<b>Career</b>	<b>18-0</b>	<b>23</b>	<b>129</b>	<b>5.6</b>	<b>0</b>	<b>29</b>	<b>12</b>	<b>120</b>	<b>10.0</b>	<b>1</b>	<b>34</b>

### YEAR KR YDS AVG TD LG

2022	0	0	0.0	0	0
2023	17	393	23.1	0	44
2024	9	217	24.1	0	34
<b>Career</b>	<b>26</b>	<b>610</b>	<b>23.5</b>	<b>0</b>	<b>44</b>

### #22 CB JONATHAN JEAN

YEAR	GP-GS	UT	AT	TOTAL	TFL	SACKS	INT	FF	PBU
2022	9-0	4	0	4	0.0-0	0.0-0	0	0	0
2023	11-9	30	11	41	3.0-7	1.0-5	0	1	3
2024	4-0	5	4	9	1.5-2	0.0-0	0	0	1
<b>Career</b>	<b>24-9</b>	<b>39</b>	<b>15</b>	<b>54</b>	<b>4.5-9</b>	<b>1.0-5</b>	<b>0</b>	<b>1</b>	<b>4</b>

### #1 WR JOVONI JOHNSON-MCCRAY

YEAR	GP-GS	RUSH	YDS	AVG	TD	LG	REC	YDS	AVG	TD	LONG
2019	4-1	27	159	5.9	2	26	0	0	0.0	0	0
2020	4-2	26	83	3.2	0	25	0	0	0.0	0	0
2022	2-0	0	0	0.0	0	0	0	0	0.0	0	0
2023	8-0	1	-4	-4.0	0	-4	3	54	16.0	0	23
2024	5-0	0	0	0.0	0	0	1	6	6.0	0	6
<b>Career</b>	<b>21-4</b>	<b>54</b>	<b>238</b>	<b>4.4</b>	<b>2</b>	<b>26</b>	<b>4</b>	<b>60</b>	<b>15.0</b>	<b>0</b>	<b>23</b>

### #74 DT MICHAEL LARBIE

YEAR	GP-GS	UT	AT	TOTAL	TFL	SACKS	FR	FF	PBU
2021	5-0	2	2	4	0.0-0	0.0-0	0	0	0
2022	7-0	1	6	7	1.0-3	0.5-2	0	0	0
2023	12-0	4	3	7	1.0-7	1.0-7	0	0	0
2024	5-1	3	6	9	4.0-17	3.5-16	0	0	1
<b>Career</b>	<b>28-1</b>	<b>10</b>	<b>17</b>	<b>27</b>	<b>6.0-27</b>	<b>5.0-25</b>	<b>0</b>	<b>0</b>	<b>1</b>

### #94 DL CHARLIE LOOES

YEAR	GP-GS	UT	AT	TOTAL	TFL	SACKS	FF	FR	QBH
2021	9-0	3	4	7	0.5-1	0.0-0	0	0	0
2022	10-9	22	20	42	5.0-18	2.0-9	0	1	0
2023	10-10	19	24	43	9.5-39	7.5-36	2	1	0
2024	5-5	10	12	22	3.5-10	1.5-8	0	0	0
<b>Career</b>	<b>34-24</b>	<b>54</b>	<b>60</b>	<b>114</b>	<b>18.5-68</b>	<b>11.0-53</b>	<b>2</b>	<b>2</b>	<b>0</b>

### #80 WR RAWSON MACNEILL

YEAR	GP-GS	REC	YDS	AVG	TD	LONG
2022	3-0	0	0	0.0	0	0
2023	13-6	26	379	14.6	2	38
<b>Career</b>	<b>16-6</b>	<b>26</b>	<b>379</b>	<b>14.6</b>	<b>2</b>	<b>38</b>

### #23 CB FAYBIAN MARKS

YEAR	GP-GS	UT	AT	TOTAL	TFL	SACKS	INT	FF	PBU
2020	5-0	2	3	5	0.0-0	0.0-0	1	0	2
2021	10-7	20	5	25	0.0-0	0.0-0	0	0	2
2022	6-0	1	0	1	0.0-0	0.0-0	0	0	0
2023	12-0	2	0	2	0.0-0	0.0-0	0	0	1
2024	3-0	2	1	3	0.0-0	0.0-0	0	0	0
<b>Career</b>	<b>36-7</b>	<b>27</b>	<b>9</b>	<b>36</b>	<b>0.0-0</b>	<b>0.0-0</b>	<b>1</b>	<b>0</b>	<b>5</b>

### #7 TE ELIJAH MOJARRO

YEAR	GP-GS	REC	YDS	AVG	TD	LONG
2019	1-0	0	0	0.0	0	0
2020	4-0	0	0	0.0	0	0
2021	11-0	3	12	4.0	0	7
2022	12-3	8	78	9.8	0	20
2023	10-0	5	52	10.4	0	19
2024	4-3	5	77	15.4	1	41
<b>Career</b>	<b>42-5</b>	<b>21</b>	<b>219</b>	<b>10.4</b>	<b>1</b>	<b>41</b>

### #3 LB TY MORRIS

YEAR	GP-GS	UT	AT	TOTAL	TFL	SACKS	FF	FR	PBU
2023	12-0	6	4	10	0.5-4	0.5-4	0	0	1
2024	5-1	9	15	24	2.5-10	1.0-6	0	0	0
<b>Career</b>	<b>17-1</b>	<b>15</b>	<b>19</b>	<b>34</b>	<b>3.0-14</b>	<b>1.5-10</b>	<b>0</b>	<b>0</b>	<b>1</b>

### #33 LB MYRON MORRISON

YEAR	GP-GS	UT	AT	TOTAL	TFL	SACKS	FF	FR	PBU
2019	4-0	0	1	1	0.0-0	0.0-0	0	0	0
2020	4-0	1	0	1	0.0-0	0.0-0	0	0	0
2021	12-5	11	22	33	2.0-2	0.0-0	1	0	2
2022	11-10	36	37	73	6.5-27	1.5-13	0	2	3
2023	13-13	36	44	80	2.5-9	1.0-4	1	1	0
2024	5-5	7	6	13	3.5-10	1.5-7	0	0	0
<b>Career</b>	<b>49-33</b>	<b>92</b>	<b>110</b>	<b>202</b>	<b>14.5-48</b>	<b>4.0-24</b>	<b>2</b>	<b>3</b>	<b>5</b>

### #13 CB LAMONT NARCISSE

YEAR	GP-GS	UT	AT	TOTAL	TFL	SACKS	INT	FR	PBU
2021	2-0	0	0	0	0.0-0	0.0-0	0	0	0
2022	11-0	6	4	10	0.0-0	0.0-0	0	0	2
2023	11-0	4	5	9	1.0-2	0.0-0	0	0	2
2024	2-0	2	1	3	0.0-0	0.0-0	0	0	0
<b>Career</b>	<b>26-0</b>	<b>12</b>	<b>10</b>	<b>22</b>	<b>1.0-2</b>	<b>0.0-0</b>	<b>0</b>	<b>0</b>	<b>4</b>

### #5 DE JOSH PEARCY

YEAR	GP-GS	UT	AT	TOTAL	TFL	SACKS	FF	INT	PBU
2019	4-0	0	0	0	0.0-0	0.0-0	0	0	0
2020	5-1	6	10	16	3.0-15	1.0-11	0	1	0
2021	12-5	23	35	58	7.5-25	4.5-16	1	0	0
2022	13-13	22	28	50	10.0-53	6.5-48	1	0	0
2023	12-12	28	16	44	7.0-20	1.0-7	1	0	1
2024	5-5	7	15	22	5.0-30	3.5-27	1	0	1
<b>Career</b>	<b>51-36</b>	<b>87</b>	<b>103</b>	<b>190</b>	<b>32.5-143</b>	<b>16.5-119</b>	<b>4</b>	<b>1</b>	<b>2</b>

### #40 LB KENNY SEYMOUR, JR.

YEAR	GP-GS	UT	AT	TOTAL	TFL	SACKS	FF	FR	QBH
2021	4-0	1	0	1	0.0-0	0.0-0	0	0	0
2022	11-0	2	4	6	1.0-6	1.0-6	1	0	0
2023	12-0	1	1	2	0.0-0	0.0-0	0	0	0
<b>Career</b>	<b>28-0</b>	<b>4</b>	<b>5</b>	<b>9</b>	<b>1.0-6</b>	<b>1.0-6</b>	<b>1</b>	<b>0</b>	<b>0</b>

### #8 WR MATT SYKES

YEAR	GP-GS	REC	YDS	AVG	TD	LONG
2020	6-2	3	24	8.0	0	13
2021	11-2	1	9	9.0	0	9
2022	13-0	6	86	14.3	1	27
2023	10-0	1	32	32.0	0	32
2024	5-5	24	293	12.2	2	34
<b>Career</b>	<b>45-9</b>	<b>35</b>	<b>444</b>	<b>12.7</b>	<b>3</b>	<b>34</b>

### #26 S GABRIEL TAYLOR

YEAR	GP-GS	UT	AT	TOTAL	TFL	SACKS	FF	INT	PBU
2020	5-1	4	1	5	0.0-0	0.0-0	0	0	0
2021	12-7	44	12	56	1.0-4	0.0-0	1	3	5
2022	13-13	39	21	60	1.0-3	0.0-0	2	2	6
2023	12-12	39	22	61	1.0-6	1.0-6	1	2	9
2024	5-5	10	13	23	3.0-9	1.0-6	0	0	0
<b>Career</b>	<b>47-38</b>	<b>136</b>	<b>69</b>	<b>205</b>	<b>6.0-22</b>	<b>2.0-12</b>	<b>4</b>	<b>7</b>	<b>20</b>

### #11 WR TYSON THOMPSON

YEAR	GP-GS	REC	YDS	AVG	TD	LONG
2020	4-0	4	38	9.5	0	17
2021	10-9	57	562	9.9	2	51
2022	9-0	0	0	0.0	0	0
2024	5-3	3	11	3.7	0	6
<b>Career</b>	<b>28-12</b>	<b>64</b>	<b>611</b>	<b>9.5</b>	<b>2</b>	<b>51</b>

### #56 LB BLAISE TITA

YEAR	GP-GS	UT	AT	TOTAL	TFL	SACKS	FF	INT	PBU
2022	8-3	14	10	24	4.5-17	1.0-0	1	0	1
2024	4-1	4	9	13	0.0-0	0.0-0	0	0	0
<b>Career</b>	<b>12-4</b>	<b>18</b>	<b>19</b>	<b>37</b>	<b>4.5-17</b>	<b>1.0-0</b>	<b>1</b>	<b>0</b>	<b>1</b>

### #81 WR BRAYLEN WALKER

YEAR	GP-GS	REC	YDS
------	-------	-----	-----



## CAREER HIGHS

### #17 CB MAX AHOIA

Tackles ..... 6 vs. Sam Houston (8/31/24)

### #20 RB DAELEN ALEXANDER

Rushes ..... 7 vs. Texas Southern (9/16/23)  
Rushing Yards ..... 23 vs. Texas Southern (9/16/23)  
Rushing TDs ..... 3 vs. Houston (9/9/23)

### #7 S CHIKE ANIGBOGU

Tackles ..... 5 at UTSA (11/11/23)  
Sacks ..... 1.0, 2x, last vs. East Carolina (9/20/23)  
TFL ..... 1.0, 4x, last at Army West Point (9/21/24)  
Forced Fumbles ..... 1, 2x, last vs. Texas Southern (9/16/23)

### #2 LB DJ ARKANSAS

Tackles ..... 6, 2x, last at Charlotte (11/18/23)  
Sacks ..... 1.0, 2x, last at Charlotte (11/18/23)  
TFL ..... 1.0, 3x, last at Charlotte (11/18/23)

### #21 RB TAJI ATKINS

Rushes ..... 11 vs. Texas Southern (9/7/24)  
Rushing Yards ..... 91 vs. Texas Southern (9/7/24)  
Rushing TDs ..... 2 vs. Texas Southern (9/7/24)  
Longest Rush ..... 33 vs. Texas Southern (9/7/24)

### #27 LB ANDREW AWE

Tackles ..... 8 vs. Charlotte (10/29/22)  
TFL ..... 1.0, 2x, last vs. Sam Houston (8/31/24)

### #91 P ALEX BACCHETTA

Punts ..... 10 at Houston (9/14/24)  
Longest Punt ..... 56 at Houston (9/14/24)  
Punting Avg ..... 42.2 at Houston (9/14/24)

### #3 RB COLEMAN BENNETT

Rushes ..... 29 at Cornell (10/24/23)  
Rushing Yards ..... 157 at Cornell (10/14/23)  
Rushing TDs ..... 2 at Colgate (10/28/23)  
Longest Rush ..... 47 vs. Holy Cross (10/7/23)  
Receptions ..... 7 vs. Holy Cross (10/7/23)  
Receiving Yards ..... 58 vs. Penn (9/23/23)  
Longest Reception ..... 38 vs. Towson (9/3/22)  
Kick Return Yards ..... 137 at Lafayette (9/30/23)  
Kick Return TDs ..... 1 at Georgetown (11/12/22)  
Longest Kick Return ..... 93 at Georgetown (11/12/22)

### #75 DL BLAKE BOENISCH

Tackles ..... 6 at Houston (9/14/24)  
Sacks ..... 1.5 vs. McNeese (9/10/22)  
TFL ..... 1.5 vs. McNeese (9/10/22)

### #2 WR KOBIE CAMPBELL

Longest Rush ..... 40 vs. Texas Southern (9/7/24)  
Receptions ..... 7 at WKU (11/12/22)  
Receiving Yards ..... 70 vs. Texas Southern (9/16/23)  
Receiving TDs ..... 1, 2x, last vs. Sam Houston (8/31/24)  
Longest Reception ..... 70 vs. Texas Southern (9/16/23)

### #19 WR THAI CHIAOKHIAO-BOWMAN

Receptions ..... 3 at Vanderbilt (11/19/22)  
Receiving Yards ..... 57 at Vanderbilt (11/19/22)  
Longest Reception ..... 38 vs. Oregon State (12/17/22)

### #0 RB DEAN CONNORS

Rushes ..... 19 at Charlotte (11/18/23)  
Rushing Yards ..... 184 at Charlotte (11/18/23)  
Rushing TDs ..... 3, 2x, last vs. Texas Southern (9/7/24)  
Longest Rush ..... 71 vs. Texas Southern (9/7/24)  
Receptions ..... 9 vs. Sam Houston (8/31/24)  
Receiving Yards ..... 98 at USF (9/23/23)  
Receiving TDs ..... 1, 3x last vs. SMU (11/4/23)  
Longest Reception ..... 80 at USF (9/23/23)

### #31 S TYSON FLOWERS

Tackles ..... 8 vs. SMU (11/4/23)  
TFL ..... 2.0 vs. Texas State (12/26/23)  
Sacks ..... 1.0 vs. Texas State (12/26/23)  
Interceptions ..... 1 vs. Texas Southern (9/7/24)

### #50 DT IZEYA FLOYD

Tackles ..... 8 vs. Louisiana Tech (11/27/21)  
TFL ..... 1.5 vs. Louisiana Tech (11/27/21)  
Sacks ..... 0.5, 2x, last vs. Louisiana Tech (11/27/21)  
Fumble Recoveries ..... 1 at UTSA (11/11/23)

### #1 CB SEAN FRESCH

Tackles ..... 9, 2x, last at Houston (9/14/24)  
Sacks ..... 1.0 at Charlotte (11/18/23)  
TFL ..... 2.0 at Charlotte (11/18/23)  
Interceptions ..... 1, 2x last at Louisiana Tech (10/22/22)  
Kickoff Return ..... 33 vs. Texas Southern (9/25/21)  
Punt Return ..... 48 vs. Louisiana Tech (11/27/21)  
Fumble Recoveries ..... 1 vs. McNeese (9/10/22)

### #28 K ENOCK GOTA

Field Goals ..... 2, 2x, last vs. Charlotte (9/28/24)  
Longest Field Goal ..... 44 vs. Texas Southern (9/7/24)

### #45 DL DEMONE GREEN

Tackles ..... 6 vs. Sam Houston (8/31/24)  
TFL ..... 3.0 vs. Houston (9/9/23)  
Sacks ..... 1.0, 5x, last vs. Texas Southern (9/7/24)

### #14 TE BODEN GROEN

Receptions ..... 6 vs. Florida Atlantic (11/25/23)  
Receiving Yards ..... 67 vs. Florida Atlantic (11/25/23)  
Longest Reception ..... 31 vs. Texas Southern (9/16/23)  
Receiving TDs ..... 2 vs. Florida Atlantic (11/25/23)

### #82 TE MATT HALL

Receptions ..... 9 vs. Tiffin (9/24/22)  
Receiving Yards ..... 100 at Southwest Baptist (10/16/21)  
Receiving TDs ..... 2 at Indianapolis (4/24/21)  
Longest Reception ..... 48 vs. Hillsdale (9/18/21)

### #29 S DAVEON HOOK

Tackles ..... 7 at Army West Point (9/21/24)  
TFL ..... 1.0 at Houston (9/14/24)

### #15 K TIM HORN

Field Goals ..... 2 at Charlotte (11/18/23)  
Longest Field Goal ..... 48 vs. Texas Southern (9/16/23)

### #23 P CONOR HUNT

Punts ..... 9 at Delaware State (9/11/21)  
Longest Punt ..... 66 vs. Colgate (10/2/21)  
Punting Avg ..... 50.5 vs. Texas Southern (9/16/23)

### #10 RB QUINTON JACKSON

Rushes ..... 5, 2x, last vs. Charlotte (9/28/24)  
Rushing Yards ..... 40 vs. Texas Southern (9/7/24)  
Longest Rush ..... 15 at Houston (9/14/24)  
Receptions ..... 3 vs. Charlotte (9/28/24)  
Receiving Yards ..... 54 vs. Southern Miss (12/17/22)  
Receiving TDs ..... 1 vs. Charlotte (9/28/24)  
Longest Reception ..... 34 at South Florida (9/23/23)  
Longest Kick Return ..... 44 vs. SMU (11/4/23)

### #22 S JONATHAN JEAN

Tackles ..... 11 vs. Tulane (10/28/23)  
Sacks ..... 1.0, 2x, last vs. Tulane (10/28/23)  
TFL ..... 1.5 vs. Sam Houston (8/31/24)

### #9 WR CHASE JENKINS

Completions ..... 10 vs. SMU (11/4/23)  
Attempts ..... 16 vs. SMU (11/4/23)  
Passing Yards ..... 85 vs. SMU (11/4/23)  
Rushes ..... 4 vs. SMU (11/4/23)  
Rushing Yards ..... 27 vs. East Carolina (9/20/23)  
Longest Rush ..... 28 vs. East Carolina (9/20/23)  
Rushing TDs ..... 1 vs. East Carolina (9/20/23)

### #1 WR JOVONI JOHNSON-MCCRAY

Receptions ..... 2 vs. Houston (9/9/23)  
Receiving Yards ..... 40 vs. Houston (9/9/23)  
Longest Reception ..... 23 vs. Houston (9/9/23)

### #94 DL CHARLIE LOES

Tackles ..... 12 at Cornell (11/22/22)  
Sacks ..... 4.0 vs. Princeton (11/3/23)  
TFL ..... 4.0 vs. Princeton (11/3/23)  
Forced Fumbles ..... 2 vs. Princeton (11/3/23)  
Fumble Recoveries ..... 1 vs. Princeton (11/3/23)

### #80 WR RAWSON MACNEILL

Receptions ..... 6, 2x, last vs. UCONN (10/7/23)  
Receiving Yards ..... 91 vs. UCONN (10/7/23)  
Receiving TDs ..... 1, 2x, last vs. East Carolina (9/20/23)  
Longest Reception ..... 37 vs. SMU (11/4/23)

### #23 CB FAYBIAN MARKS

Tackles ..... 8 vs. Arizona State (10/16/21)  
Interceptions ..... 1 at Washington (11/28/20)

### #30 DL ELROYAL MORRIS

Tackles ..... 3, 2x, last at Houston (9/14/24)  
Sacks ..... 1.0 at Houston (9/14/24)  
TFL ..... 1.5 vs. Texas Southern (9/16/23)

### #7 TE ELIJAH MOJARRO

Receptions ..... 4 vs. Charlotte (9/28/24)  
Receiving Yards ..... 73 vs. Charlotte (9/28/24)  
Receiving TDs ..... 1 vs. Charlotte (9/28/24)  
Longest Reception ..... 41 vs. Charlotte (9/28/24)

### #3 LB TY MORRIS

Tackles ..... 8 at Army West Point (9/21/24)  
TFL ..... 1.0 vs. Sam Houston (8/31/24)

Sacks ..... 1.0 vs. Sam Houston (8/31/24)

### #33 LB MYRON MORRISON

Tackles ..... 15 at Florida Atlantic (10/15/22)  
Sacks ..... 1.0, 2x, last vs. Sam Houston (8/31/24)  
TFL ..... 2.0, 2x, last vs. UAB (10/1/22)  
Fumble Recoveries ..... 1, 2x, last at Tulsa (10/19/23)  
Interceptions ..... 1, 2x last vs. UTSA (11/19/22)

### #8 LB JOSEPH MUTOMBO

Tackles ..... 4 vs. Charlotte (9/28/24)  
TFL ..... 2.0 vs. Charlotte (9/28/24)  
Sacks ..... 1.0 vs. Charlotte (9/28/24)  
Interceptions ..... 1 vs. Charlotte (9/28/24)

### #13 CB LAMONT NARCISSE

Tackles ..... 4 at WKU (11/12/22)  
TFL ..... 1.0 at Texas (9/2/23)  
Interceptions ..... 1 at WKU (11/12/22)

### #5 DE/LB JOSH PEARCY

Tackles ..... 11 vs. Southern Miss (10/2/21)  
Sacks ..... 2.0, 2x, last vs. Charlotte (9/28/24)  
TFL ..... 2.5 vs. Charlotte (9/28/24)  
Interceptions ..... 1 at Marshall (12/5/20)  
Forced Fumbles ..... 1, 2x, last at Tulsa (10/19/23)

### #84 TE ETHAN POWELL

Receptions ..... 10 vs. Texas Lutheran (11/5/22)  
Receiving Yards ..... 156 at Austin (10/29/22)  
Receiving TDs ..... 2 at Howard Payne (10/15/22)  
Longest Reception ..... 73 vs. McMurry (9/24/22)

### #40 LB KENNY SEYMOUR, JR.

Tackles ..... 3 vs. McNeese (9/10/22)  
Sacks ..... 1.0 vs. McNeese (9/10/22)  
TFLs ..... 1.0 vs. McNeese (9/10/22)  
Forced Fumbles ..... 1 vs. McNeese (9/10/22)

### #8 WR MATT SYKES

Receptions ..... 8 vs. Charlotte (9/28/24)  
Receiving Yards ..... 84 vs. Charlotte (9/28/24)  
Receiving TDs ..... 1, 3x, last at Army West Point (9/21/24)  
Longest Reception ..... 34 vs. Texas Southern (9/7/24)

### #26 S GABRIEL TAYLOR

Tackles ..... 10 at UAB (10/23/21)  
Sacks ..... 1.0, 2x, last vs. Texas Southern (9/7/24)  
TFL ..... 1.0, 5x, last at Houston (9/14/24)  
Interceptions ..... 1, 7x, last vs. Tulane (10/28/23)  
Forced Fumbles ..... 1, 2x, last at WKU (11/12/22)

### #11 WR TYSON THOMPSON

Receptions ..... 16 at Incarnate Word (10/30/21)  
Receiving Yards ..... 113 at Northwestern State (11/6/21)  
Receiving TDs ..... 1, 2x, last at Incarnate Word (10/30/21)  
Longest Reception ..... 51 at SE Louisiana (10/16/21)  
Longest Punt Return ..... 44 at New Mexico (9/2/21)  
Longest Kick Return ..... 89 vs. Nicholls State (10/23/21)

### #56 LB BLAISE TITA

Tackles ..... 9 at Army West Point (9/21/24)  
Sacks ..... 1.5 vs. Texas Southern (9/7/24)  
TFL ..... 2.0 vs. Texas Southern (9/7/24)

### #81 WR BRAYLEN WALKER

Longest Rush ..... 20, 2x, last vs. SMU (11/4/23)  
Receptions ..... 4, 3x, last vs. Texas Southern (9/7/24)  
Receiving Yards ..... 77 at North Texas (11/26/22)  
Receiving Touchdowns 1, 3x, last vs. Texas Southern (9/7/24)  
Longest Reception ..... 48 at North Texas (11/26/22)

### #16 TE GRAHAM WALKER

Receptions ..... 11 vs. Dartmouth (11/20/21)  
Receiving Yards ..... 132 at Haverd (9/24/21)  
Receiving Touchdowns . 2, 2x, last vs. Central Connecticut St. (9/30/23)  
Longest Reception ..... 43, 2x, last at Cornell (10/21/23)

### #13 QB E.J. WARNER

Completions ..... 45 vs. East Carolina (11/26/22)  
Attempts ..... 65 vs. UTSA (10/7/23)  
Passing Yards ..... 527 vs. East Carolina (11/26/22)  
Passing TDs ..... 5, 2x, last vs. UTSA (10/7/23)  
Long Pass ..... 78 at Memphis (11/1/22)  
Rushes ..... 4, 3x, last vs. Charlotte (9/28/24)  
Rushing Yards ..... 24, 2x, last vs. Charlotte (9/28/24)  
Longest Rush ..... 12 at South Florida (11/11/23)

### #4 S MARCUS WILLIAMS

Tackles ..... 9 vs. East Carolina (9/20/23)  
TFL ..... 1.0, 3x, last vs. Texas Southern (9/16/23)  
Interceptions ..... 1 vs. Texas Southern (9/7/24)  
Forced Fumbles ..... 1 vs. Texas Southern (9/16/23)



**MIKE BLOOMGREN**  
HEAD COACH - 7<sup>TH</sup> SEASON



Dunlevie Family Head Football Coach Mike Bloomgren enters his seventh season looking to leverage the momentum gained from back-to-back bowl berths and strong debut season in the American Athletic Conference.

Rice enters its second AAC after a season that saw the team earn consecutive bowl berths for only the fourth time in school history while posting a 4-4 record in the AAC and bringing the Bayou Bucket back to South Main with the Owls' first win over Houston since 2010. In April, wide receiver Luke McCaffrey was taken by Washington in the third round of the NFL Draft, becoming the highest-selected Owl since 2014.

Rice welcomes back a veteran group as they looked to reach a third consecutive bowl for just the second time in school history, and 35 of the 44 players who comprised the two-deep at the end of the season return, bringing a combined total of 302 starts worth of experience.

That returning talent is augmented by 12 transfers who bring another 104 career starts and another highly ranked class of high school recruits. Seven of the 12 joined the Owls in time for the spring semester.

The wealth of returning talent stands in marked contrast to Bloomgren's first campaign in 2018, which was one of transition as 21 true freshmen from his initial national recruiting class saw action, eight of which (in addition to one JUCO transfer) found their way into the starting lineup. The youthful Owls learned their lessons quickly and closed with a resounding 27-13 win over Old Dominion, which had defeated 13th-ranked Virginia Tech earlier in the season.

His second season was highlighted by a closing rush as the Owls won their last three games, their first three-game winning streak to end a season since 2012 and setting the stage for optimism heading into 2020 before a pandemic entered the picture. When Rice finally took the field in October of 2020, the Owls saw a dramatic rally snuffed out by the most improbable of football bounces in their opener, followed by an emphatic win on the road at Southern Miss. Any momentum was muted by a pair of games canceled due to COVID-19 issues and a loss on the road at North Texas. After a third COVID cancellation, the Owls headed to Marshall to face the 15th-ranked Thundering Herd and stunned the home crowd with a 20-0 win. The win was the Owls' first shutout of a ranked opponent since 1960 and was the first time in history Marshall had been shut out at home since it opened its new stadium in 1986.

The following season, the Owls handed UAB its first home loss in a conference game since the program returned in 2017 (15 games) and in 2022 Rice snapped Louisiana's 15-game winning streak, the longest active streak in the nation at that time.

Off the field, Bloomgren's Owls have excelled in the classroom as well, ranking in the top 10% of all FBS programs in the latest NCAA tracking of graduation success while Elijah Garcia (2022) and Ikenna Enechukwu (2023) have won the last two Bob Quin awards as the top male student-athlete at Rice.

Garcia became the sixth Owl in Bloomgren's five seasons to reach the NFL when he made his debut with Denver last season.

Bloomgren was named the 19th head football coach at Rice University on December 6, 2017 and immediately turned his focus on instilling the culture of "Intellectual Brutality" that he first





**'24 RICE COACHING STAFF**

Head Coach | **Mike Bloomgren**  
 Alma Mater | **Florida State, '99**  
 Record at Rice | **23-50, Seventh Season**  
 Career Record | **23-50, Seventh Season**

DC/Safeties | **Brian Smith**  
 Alma Mater | **Massachusetts, '01**  
 OC/Quarterbacks | **Marques Tuiasosopo**  
 Alma Mater | **Washington, '01**  
 Associate HC/ST Coordinator | **Pete Alamar**  
 Alma Mater | **Cal Lutheran '83**  
 Defensive Line | **Cedric Calhoun**  
 Alma Mater | **Morehouse, '95**  
 Offensive Line | **Sanders Davis**  
 Alma Mater | **Dartmouth, '14**  
 Linebackers | **John Kay**  
 Alma Mater | **Concordia (Chicago), '96**  
 Wide Receivers | **Bobby Kennedy**  
 Alma Mater | **Northern Colorado, '89**  
 Cornerbacks | **Jeremy Modkins**  
 Alma Mater | **TCU, '05**  
 Tight Ends | **Lucas Reed**  
 Alma Mater | **Ouachita Baptist, '17**  
 Running Backs | **John Settle**  
 Alma Mater | **Appalachian State, '99**  
 Strength & Conditioning | **Hans Straub**  
 Alma Mater | **Towson, '02**

**BLOOMGREN VS OPPONENTS**

UAB	2-3	Old Dominion	1-0
Arkansas	0-1	Prairie View A&M	1-0
Army West Point	0-2	Sam Houston	0-1
Baylor	0-1	USC	0-1
Charlotte	2-3	SMU	0-1
East Carolina	1-0	Southern Miss	2-3
Florida Atlantic	1-1	Texas	0-3
FIU	0-1	Texas Southern	3-0
Hawai'i	0-1	Texas State	0-1
Houston	1-4	Tulane	0-1
LSU	0-1	Tulsa	1-0
Louisiana	1-0	UCONN	0-1
Louisiana Tech	1-2	USF	0-1
Marshall	1-1	UTEP	2-2
McNeese	1-0	UTSA	0-5
Middle Tennessee	1-1	Wake Forest	0-2
North Texas	1-4	WKU	0-2

compared with just six on the roster he inherited.

Bloomgren came to Rice after seven seasons with the Cardinal, first as the offensive line coach (2011-12) and then assuming the reigns of Stanford's pro-style offensive attack in 2013, setting the stage for one of the most successful decades in the program's rich history. Stanford won eight or more games in each of his seasons and reached the Pac-12 Football Championship four times, winning three titles.

Prior to 2017, Bloomgren had coached 12 NFL Draft selections and 11 All-America selections at Stanford, including 2015 Outland Trophy winner Joshua Garnett and NCAA all-purpose yardage record holder Christian McCaffrey.

The 2017 campaign saw running back Bryce Love nearly match McCaffrey's production on his way to being named a finalist for both the Heisman Trophy and Doak Walker Award. Love burst out of the gate with 180 yards on 13 carries against Rice in the season opener in Sydney, Australia, and completed the regular season with 1,973 yards on the ground, second only to McCaffrey's school-record 2,019 in 2015.

Bloomgren's 2016 unit ended the season on a six-game winning streak in which the offense produced 290.5 rushing yards/game, the most by any Power 5 program over that stretch. McCaffrey, the eighth overall pick in the NFL Draft by the Carolina Panthers, earned All-America honors for the second straight season and was an All-Pac-12 first-team running back. His 183.87 career all-purpose yards/game were the most of any active FBS player at season's end, and his 6,987 career all-purpose yards were the second-most of any active FBS player.

Bloomgren was instrumental in the breakout season posted in 2015 by McCaffrey, that season's Associated Press Player of the Year and Heisman Trophy finalist. McCaffrey, the program's single-season rushing leader, led the nation in all-purpose yards while breaking Barry Sanders' NCAA record.

Stanford amassed a school-record 3,131 rushing yards on 610 attempts that season, the most by the program. The offensive unit's 529 points ranked second-most in a season, and its 33 rushing touchdowns, 223.7 rushing yards/game, 30 passing touchdowns, 37.8 points/game and 6,097 total yards of offense ranked third.

Stanford scored at least 30 points in a national-best 13 consecutive games and led the nation in time of possession (34:48), the seventh-best by any team in the past 20 years.

Four Cardinal heard their names called at the NFL Draft following the 2015 season, including first-round selection Garnett, Stanford's unanimous first-team All-America -- the ninth in school history. Garnett was the program's first Outland Trophy winner as the nation's top interior lineman, and won the Morris Trophy, presented to the Pac-12 Lineman of the Year.

Bloomgren's linemen were named a finalist for the inaugural Joe Moore Award in 2015, given to the nation's top offensive line.

While facing six nationally-ranked opponents in 2014, including four on the road, Bloomgren helped Stanford win eight games. The Cardinal scored at least 30 points in seven of 13 games on the season and increased its nation-best streak of scoring at least





# GAME SIX - UTSA

10 points to 95 games. Stanford also set a record for the most points in a bowl game in program history with 45 in the Foster Farms Bowl win against Maryland.

Stanford amassed a program-best 2,904 rushing yards during the 2013 season, Bloomgren's first year at the offensive helm.

Individual honors are closely tied to Bloomgren. He has earned recognition for both his coaching and recruiting prowess. Rivals.com named Bloomgren one of its 2014 National Recruiters of the Year -- the latest such honor that began in 2012 when ESPN recognized him as its Pac-12 Recruiter of the Year. Rivals.com tabbed Bloomgren as one of the nation's top-25 recruiters in 2016. FootballScoop.com named Bloomgren its 2013 Offensive Line Coach of the Year following two years of eye-opening accomplishments.

Bloomgren joined the Cardinal staff as offensive line coach and run game coordinator in 2011 after spending four seasons with the New York Jets, where he served as assistant offensive coordinator (2010), offensive assistant (2009) and offensive quality control coach (2007-08).

In 2013, all five offensive linemen received All-Pac-12 honors, including first-team selection David Yankey, Stanford's first two-time first-team All-American selection since Bob Whitfield (1990-91) who was also selected as a semifinalist for the Outland Trophy and Lombardi Award.

Four of Bloomgren's five starting offensive linemen earned All-Pac-12 honors in 2012, including Yankey who earned consensus All-American honors while becoming the first Stanford player to win the Morris Trophy since 2002.

The Cardinal offensive line afforded 200-plus yards rushing in six games during the 2012 season, paving the way for record-breaking running back Stepfan Taylor. The Doak Walker Award semifinalist produced the best season of his career (109.29 yards/game).

Bloomgren's work with the offensive line in 2011, which included three first-year starters, played a pivotal role in providing protection for Heisman finalist Andrew Luck to complete over 70 percent of his passes and throw a school-record 37 touchdowns, in addition to compiling the third-highest rushing total in school annals.

Bloomgren launched his coaching career as an undergraduate assistant for Bobby Bowden at Florida State, where the Seminoles captured a pair of Atlantic Coast Conference titles (1997-98) during his tenure. He served as co-offensive coordinator at Catawba College from 2002-04 and offensive coordinator at Delta State from 2005-06. A 1999 graduate of Florida State with a bachelor's degree in sports management, Bloomgren earned his master's degree in higher education from Alabama in 2001.

A native of Tallahassee, Florida, Mike and his wife, Lara, have two sons, Tyler and Parker.



### GONE BOWLING



The Owls qualified for a bowl game in back-to-back seasons with the 2022 Lendingtree Bowl and the 2023 SERVPRO First Responder Bowl.



## INTELLECTUAL BRUTALITY

Mike Bloomgren created the phrase "Intellectual Brutality" in 2013 while at Stanford which he trademarked and brought it with him to Rice to set the standard for the program. Bloomgren on the meaning of the branding: "It is our brand: a physical, smart way to play football. We're going to give them different plays at the line of scrimmage and have them do some things mentally, because if we didn't, we wouldn't be using the resources that we have. These guys are brilliant and you better take advantage of that first. We are going to be smart and we are going to be the physical team that nobody wants to play. I want our guys to walk around knowing they're incredibly smart and that we are going to take advantage of that."

### COACHING RECORD: YEAR-BY-YEAR

YEAR	SCHOOL	RECORD	CONFERENCE	CONF. FINISH	CONF. CHAMPIONSHIP	BOWL GAME
2018	RICE	2-11	1-7 (C-USA)	6th (CUSA West)	N/A	N/A
2019	RICE	3-9	3-5	6th (CUSA West)	N/A	N/A
2020	RICE	2-3	2-3	5th (C-USA West)	N/A	N/A
2021	RICE	4-8	3-5	5th (C-USA West)	N/A	N/A
2022	RICE	5-8	3-5	7th	N/A	Lendingtree Bowl
2023	RICE	6-7	4-4 (AAC)	6th	N/A	SERVPRO First Responders Bowl
2024	RICE	1-4	0-2	-	-	-
TOTAL:	RICE	23-50 (.315)	16-31 (.340)			
	CAREER	23-50 (.315)	16-31 (.340)			2x Bowl Game Appearance



# 2024 SCORING DRIVES

## RICE

Opp.	Plays	Yards	TOP	Result	Qtr.	Time	How Scored	QB
SHSU	5	50	2:40	TD	2	11:17	Campbell 22-yd rec	Warner
SHSU	7	65	2:46	TD	3	7:31	Connors 15-yd run	Warner
TSU	8	68	3:51	TD	1	8:43	Connors 5-yd run	Warner
TSU	11	56	5:08	TD	1	1:15	B. Walker 4-yd rec	Warner
TSU	1	34	0:07	TD	2	11:48	Sykes 34-yd rec	Warner
TSU	-	-	-	TD	2	10:59	Flowers 34-yd INT return	-
TSU	3	47	1:22	TD	2	6:46	Connors 5-yd run	Warner
TSU	<b>15</b>	67	1:56	FG	2	0:02	Gota 25-yd field goal	Warner
TSU	1	71	0:14	TD	3	0:17	Connors 71-yd run	Warner
TSU	6	29	2:58	FG	3	8:59	Gota 44-yd field goal	Warner
TSU	11	<b>78</b>	<b>6:28</b>	TD	3	1:04	Atkins 5-yd run	Devillier
TSU	3	45	1:31	TD	4	10:08	Atkins 33-yd run	Devillier
TSU	2	28	0:54	TD	4	7:07	Bennett 22-yd run	Devillier
UH	12	70	5:56	TD	4	1:08	Connors 4-yd run	Devillier
AWP	7	38	3:33	TD	3	5:55	Sykes 16-yd rec	Warner
AWP	13	70	3:07	TD	4	4:40	Francisco 5-yd rec	Warner
CHA	8	80	3:27	TD	2	12:04	Jackson 13-yd rec	Warner
CHA	10	24	3:38	FG	2	1:38	Gota 32-yd field goal	Warner
CHA	7	75	2:52	TD	4	14:46	Mojarro 41-yd rec	Warner
CHA	13	48	5:24	FG	4	6:42	Gota 25-yd field goal	Warner

## OPPONENT

Opp.	Plays	Yards	TOP	Result	Qtr.	Time	How Scored	QB
SHSU	1	67	0:12	TD	1	9:42	Humphreys 67-yd rec	Watson
SHSU	-	-	-	TD	1	8:52	Fisher 30-yd INT	-
SHSU	9	42	3:43	FG	1	3:37	Pavon 52-yd FG	Watson
SHSU	6	56	2:10	TD	2	1:53	Adeyi 32-yd rec	Watson
SHSU	10	76	4:39	TD	3	10:17	Gentry 1-yd run	Watson
SHSU	10	67	3:53	FG	3	3:38	Pavon 26-yd FG	Watson
TSU	13	75	6:53	TD	4	0:14	Rodgers 12- yd rec	Davis
UH	2	75	0:34	TD	1	5:30	Sneed 65-yd run	Smith
UH	-	-	-	TD	1	3:49	Mews 75-yd punt return	-
UH	1	44	0:11	TD	2	7:29	Johnson 44-yd rec	Smith
UH	1	1	0:05	TD	3	2:24	Smith 1-yd run	Smith
UH	7	56	3:21	TD	4	7:10	Smith 37-yd run	Smith
AWP	5	70	2:52	TD	1	12:13	Short 41-yd rec	Daily
AWP	<b>17</b>	<b>90</b>	<b>10:52</b>	TD	2	14:24	Daily 7-yd run	Daily
AWP	9	57	5:33	TD	2	1:56	Daily 2-yd run	Daily
AWP	7	50	1:16	TD	2	0:21	Reynolds 17-yd rec	Daily
AWP	-	-	-	Safety	3	13:09	Team Safety	-
AWP	9	75	5:53	TD	3	0:05	Daily 1-yd run	Daily
CHA	5	66	2:09	TD	3	10:52	Blake 32-yd rec	Purdie
CHA	10	84	5:16	TD	3	2:38	Blake 45-yd rec	Purdie
CHA	7	77	0:58	TD	4	5:47	Wilson 1-yd run	Purdie



# INDIVIDUAL & TEAM SUPERLATIVES

## RICE SUPERLATIVES

### Individual

Rushes	14	Dean Connors vs. Charlotte (Sept. 28, 2024)
Yards Rushing	121	Dean Connors vs. Charlotte (Sept. 28, 2024)
TD Rushes	3	Dean Connors vs. Texas Southern (Sept. 7, 2024)
Long Rush	71	Dean Connors vs. Texas Southern (Sept. 7, 2024)
Pass attempts	44	E.J. Warner vs. Sam Houston (Aug. 31, 2024)
Pass Completions	28	E.J. Warner at Army West Point (Sept. 21, 2024)
Yards Passing	254	E.J. Warner vs. Charlotte (Sept. 28, 2024)
TD Passes	2	E.J. Warner vs. Texas Southern (Sept. 7, 2024) E.J. Warner at Army West Point (Sept. 21, 2024) E.J. Warner vs. Charlotte (Sept. 28, 2024)
Long Pass	41	E.J. Warner vs. Charlotte (Sept. 28, 2024)
Receptions	9	Dean Connors vs. Sam Houston (Aug. 31, 2024)
Yards Receiving	84	Matt Sykes vs. Charlotte (Sept. 28, 2024)
TD Receptions	1	7 times; last Quinton Jackson vs. Charlotte (Sept. 28, 2024) Elijah Mojarro vs. Charlotte (Sept. 28, 2024)
Long Reception	41	Elijah Mojarro vs. Charlotte (Sept. 28, 2024)
Field Goals	2	Enock Gota vs. Texas Southern (Sept. 7, 2024) Enock Gota vs. Charlotte (Sept. 28, 2024)
Long Field Goal	44	Enock Gota vs. Texas Southern (Sept. 7, 2024)
Punts	10	Alex Bacchetta at Houston (Sept. 14, 2024)
Punting Avg	42.2	Alex Bacchetta at Houston (Sept. 14, 2024)
Long Punt	56	Alex Bacchetta at Houston (Sept. 14, 2024)
Punts inside 20	3	Alex Bacchetta at Houston (Sept. 14, 2024)
Long Punt Return	20	Sean Fresch vs. Sam Houston (Aug. 31, 2024)
Long Kickoff Return	32	Quinton Jackson vs. Sam Houston (Aug. 31, 2024)
Tackles	9	Sean Fresch at Houston (Sept. 14, 2024) Charlie Looes at Army West Point (Sept. 21, 2024) Blaise Tita at Army West Point (Sept. 21, 2024)
Sacks	2.0	Josh Percy vs. Charlotte (Sept. 28, 2024)
Tackles For Loss	2.5	Josh Percy vs. Charlotte (Sept. 28, 2024)
Interceptions	1	Tyson Flowers vs. Texas Southern (Sept. 7, 2024) Marcus Williams vs. Texas Southern (Sept. 7, 2024) Joseph Mutombo vs. Charlotte (Sept. 28, 2024)

### Team

Rushes	32	vs. Texas Southern (Sept. 7, 2024)
Yards Rushing	329	vs. Texas Southern (Sept. 7, 2024)
Yards Per Rush	10.3	vs. Texas Southern (Sept. 7, 2024)
TD Rushes	6	vs. Texas Southern (Sept. 7, 2024)
Pass attempts	44	vs. Sam Houston (Aug. 31, 2024) at Army West Point (Sept. 21, 2024)
Pass Completions	28	at Army West Point (Sept. 21, 2024)
Yards Passing	256	at Army West Point (Sept. 21, 2024)
Yards Per Pass	11.5	vs. Charlotte (Sept. 28, 2024)
TD Passes	2	vs. Texas Southern (Sept. 7, 2024) at Army West Point (Sept. 21, 2024) vs. Charlotte (Sept. 28, 2024)
Total Plays	71	vs. Charlotte (Sept. 28, 2024)
Total Offense	533	vs. Texas Southern (Sept. 7, 2024)
Yards Per Play	8.3	vs. Texas Southern (Sept. 7, 2024)
Points	69	vs. Texas Southern (Sept. 7, 2024)
Sacks By	7	vs. Sam Houston (Aug. 31, 2024)
First Downs	24	vs. Texas Southern (Sept. 7, 2024)
Penalties	8	vs. Texas Southern (Sept. 7, 2024)
Penalty Yards	72	vs. Texas Southern (Sept. 7, 2024)
Turnovers	2	vs. Sam Houston (Aug. 31, 2024) at Houston (Sept. 14, 2024) at Army West Point (Sept. 21, 2024)
Interceptions By	2	vs. Texas Southern (Sept. 7, 2024)
Punts	10	at Houston (Sept. 14, 2024)
Punting Avg	42.2	at Houston (Sept. 14, 2024)
Long Punt	56	at Houston (Sept. 14, 2024)
Punts inside 20	3	at Houston (Sept. 14, 2024)
Long Punt Return	20	vs. Sam Houston (Aug. 31, 2024)

## OPPONENT SUPERLATIVES

### Individual

Rushes	23	Bryson Daily at Army West Point (Sept. 21, 2024)
Yards Rushing	145	Bryson Daily at Army West Point (Sept. 21, 2024)
TD Rushes	3	Bryson Daily at Army West Point (Sept. 21, 2024)
Long Rush	65	Stacy Sneed at Houston (Sept. 14, 2024)
Pass attempts	27	Hunter Watson vs. Sam Houston (Aug. 31, 2024)
Pass completions	16	Hunter Watson vs. Sam Houston (Aug. 31, 2024)
Yards Passing	229	Hunter Watson vs. Sam Houston (Aug. 31, 2024)
TD Passes	2	Hunter Watson vs. Sam Houston (Aug. 31, 2024) Bryson Daily at Army West Point (Sept. 21, 2024) Deshawn Purdie vs. Charlotte (Sept. 28, 2024)
Long Pass	67	Hunter Watson vs. Sam Houston (Aug. 31, 2024)
Receptions	5	Ife Adeyi vs. Sam Houston (Aug. 31, 2024) O'Mega Blake vs. Charlotte (Sept. 28, 2024) Sean Brown vs. Charlotte (Sept. 28, 2024)
Yards Receiving	153	O'Mega Blake vs. Charlotte (Sept. 28, 2024)
TD Receptions	2	O'Mega Blake vs. Charlotte (Sept. 28, 2024)
Long Reception	67	Qua'Vez Humphreys vs. Sam Houston (Aug. 31, 2024)
Field Goals	2	Christian Pavon vs. Sam Houston (Aug. 31, 2024)
Long Field Goal	52	Christian Pavon vs. Sam Houston (Aug. 31, 2024)
Punts	10	Christian Avelar vs. Texas Southern (Sept. 7, 2024)
Punting Avg	45.4	Michael O'Shaughnessy vs. Charlotte (Sept. 28, 2024)
Long Punt	57	Michael O'Shaughnessy vs. Charlotte (Sept. 28, 2024)
Punts inside 20	3	Liam Dougherty at Houston (Sept. 14, 2024)
Long Punt Return	75	Mekhi Mews at Houston (Sept. 14, 2024)
Long Kickoff Return	23	Malik Phillips vs. Sam Houston (Aug. 31, 2024)
Tackles	13	Canary Simmons vs. Texas Southern (Sept. 7, 2024)
Sacks	1.0	Matthew Aribisala vs. Sam Houston (Aug. 31, 2024) Jaylon Jimmerson vs. Sam at Houston (Aug. 31, 2024) Carlos Allen at Houston (Sept. 14, 2024)
Tackles For Loss	2.0	Trey Fields vs. Sam Houston (Aug. 31, 2024) Prince Wallace-Bemah vs. Charlotte (Sept. 28, 2024)
Interceptions	1	Six times times; last by Baylor Newsom at Army West Point (Sept. 21, 2024) Andon Thomas at Army West Point (Sept. 21, 2024)

### Team

Rushes	56	at Army West Point (Sept. 21, 2024)
Yards Rushing	288	at Army West Point (Sept. 21, 2024)
Yards Per Rush	5.6	at Houston (Sept. 14, 2024)
TD Rushes	3	at Houston (Sept. 14, 2024)
Pass attempts	36	at Army West Point (Sept. 21, 2024) vs. Charlotte (Sept. 28, 2024)
Pass completions	18	vs. Charlotte (Sept. 28, 2024)
Yards Passing	237	vs. Charlotte (Sept. 28, 2024)
Yards Per Pass	14.3	vs. Sam Houston (Aug. 31, 2024)
TD Passes	2	vs. Sam Houston (Aug. 31, 2024) vs. Charlotte (Sept. 28, 2024)
Total Plays	73	vs. Sam Houston (Aug. 31, 2024)
Total Offense	408	at Army West Point (Sept. 21, 2024)
Yards Per Play	6.0	at Houston (Sept. 14, 2024)
Points	37	at Army West Point (Sept. 21, 2024)
Sacks By	2	vs. Sam Houston (Aug. 31, 2024)
First Downs	21	at Army West Point (Sept. 21, 2024)
Penalties	6	vs. Texas Southern (Sept. 7, 2024) vs. Charlotte (Sept. 28, 2024)
Penalty Yards	66	vs. Charlotte (Sept. 28, 2024)
Turnovers	2	vs. Texas Southern (Sept. 7, 2024)
Interceptions By	2	vs. Sam Houston (Aug. 31, 2024) at Army West Point (Sept. 21, 2024)
Punts	10	vs. Texas Southern (Sept. 7, 2024)
Punting Avg	42.9	vs. Charlotte (Sept. 28, 2024)
Long Punt	57	vs. Charlotte (Sept. 28, 2024)
Punts inside 20	3	at Houston (Sept. 14, 2024)
Long Punt Return	75	at Houston (Sept. 14, 2024)

# 2024 DRIVE SUPERLATIVES

<b>Longest Drive</b>		<b>Rice</b>	<b>Opponents</b>
No. of Plays		15 (67 yds, 1:56 TOP) vs. Texas Southern results in TD	17 (90 yds, 10:52 TOP) by Army West Point results in TD
By No. of Yards		86 (8p, 3:17 TOP) vs. Charlotte results in turnover on downs	90 (17p, 10:52 TOP) by Army West Point results in TD
By Time of Possession		6:51 (13p, 56 yds) at Army West Point results in missed FG	10:52 (17p, 90 yds) by Army West Point results in TD
<b>Shortest Drive</b>		<b>Rice</b>	<b>Opponents</b>
No. of Plays		1, 5x, last (0 yds; 0:07 TOP) vs. Army West Point results in INT 1, 5x, last (1 yds; 0:05 TOP) by Houston results in TD	
By No. of Yards		-15 (4p, 1:44 TOP) vs. Army West Point results in safety	-13 (3p, 1:40 TOP) by Houston results in punt
By Time of Possession		0:06 (1p, -2 yds) vs. Texas Southern results in end of half	0:02 (1p, -2 yds) by Texas Southern results in end of half

# 2024 TURNOVERS

Opponent	Forced by Rice					Forced by Opponent			
	Fumbles	INT	Total	Pts Off	Margin	Fumbles	INT	Total	Pts Off
Sam Houston	0	0	0	0	0	0	2	2	7
Texas Southern	0	2	2	14	1	0	1	1	0
at Houston	0	0	0	0	-2	1	1	2	12
at Army West Point	0	0	0	0	-2	0	2	2	7
Charlotte	0	1	1	0	1	0	0	0	0
UTSA									
at Tulane									
at Connecticut									
Navy									
at Memphis									
at UAB									
South Florida									
<b>TOTALS</b>	<b>0</b>	<b>3</b>	<b>3</b>	<b>14</b>	<b>-4</b>	<b>1</b>	<b>6</b>	<b>7</b>	<b>26</b>

# 2024 RICE BIG PLAYS

Opponent	Rushing				Passing				Special Teams	
	10-19	20-29	30-39	40+	20-29	30-39	40-49	50+	Block	Ret. TD
Sam Houston	3	0	0	0	3	0	0	0	0	0
Texas Southern	3	2	1	2	1	1	0	0	0	0
at Houston	2	0	0	0	0	0	0	0	0	0
at Army West Point	2	0	0	0	1	1	0	0	0	0
Charlotte	3	0	1	2	3	0	1	0	0	0
UTSA										
at Tulane										
at Connecticut										
Navy										
at Memphis										
at UAB										
South Florida										
<b>TOTALS</b>	<b>13</b>	<b>2</b>	<b>1</b>	<b>3</b>	<b>8</b>	<b>2</b>	<b>0</b>	<b>0</b>	<b>0</b>	<b>0</b>

# 2024 OPPONENT BIG PLAYS

Opponent	Rushing				Passing				Special Teams	
	10-19	20-29	30-39	40+	20-29	30-39	40-49	50+	Block	Ret. TD
Sam Houston	6	0	1	0	2	1	0	1	0	0
Texas Southern	3	0	0	0	0	0	0	0	0	0
at Houston	2	1	2	1	1	0	1	0	0	1
at Army West Point	4	1	1	0	0	0	1	0	1	0
Charlotte	4	0	0	0	0	1	1	1	0	0
UTSA										
at Tulane										
at Connecticut										
Navy										
at Memphis										
at UAB										
South Florida										
<b>TOTALS</b>	<b>19</b>	<b>2</b>	<b>4</b>	<b>1</b>	<b>3</b>	<b>2</b>	<b>3</b>	<b>2</b>	<b>1</b>	<b>1</b>



# PLAYER NOTES

## QUARTERBACKS

### 13 EJ WARNER

- Has thrown at least one TD pass in 23 of 26 career games between Temple and Rice.
- Completing 61% of his passes in the first five games (109-178) compared with .590 in two seasons at Temple (524-888).
- Transferred to Rice after two seasons in the AAC at Temple and leads active AAC QBs with 35 touchdown passes since 2022 and second with 5,032 passing yards in 16 conference games (Seth Henigan of Memphis has 5,360 and 33 TDs in 18 games over the same span).

### 5 DREW DEVILLIER

- True freshman who joined the Owls in the summer and used a strong training camp to move into the #2 spot.
- Came on in relief vs. Houston and was 4-6 for 34 yards, leading the Owls to their touchdown in the fourth quarter.
- He made his debut vs. TSU (2-2, 15 yards) and took advantage of short fields to lead scoring drives on all three possessions.
- Two-time, All-District 6-6A selection for coach Tony Benedetto despite playing only eight games as a senior... Threw for 1,853 yards while completing 59.3% of his passes (143-240) with 19 touchdowns last fall.

## RUNNING BACKS

### 0 DEAN CONNORS 2024 CO-CAPTAIN

- Doak Walker & Earl Campbell Award Watch Lists
- Athlon Sports Preseason 1st Team All-AAC
- Dave Campbell's Texas Football All-Texas 2nd team
- East-West Shrine Bowl Preseason 1000
- Allstate AFCA Good Works Team nominee
- Wuerffel Trophy nominee
- Topped 100 yards for the fourth time in his career (second this year) with 121 on 14 carries vs. Charlotte, including runs of 51 and 49 yards.
- Has four career runs of better than 50 yards, the most by an Owl since Quinton Smith had five from 2003-06... No Owl had more than five dating back to 1997 (first year data is available).
- Tied with LeQuint Allen of Syracuse for the lead among FBS running backs with 29 receptions, Darius Taylor of Minnesota is third with 26.
- Nine receptions vs. Sam Houston were a career-high.
- Averaged 6.4 yards per carry in 2023, the highest for a Rice running back with at least 100 carries since Thomas Lott Jr. averaged 6.4 in 2005 (140/902).

### 21 TAJI ATKINS

- Ran for 91 yards on 11 carries and scored the first two touchdowns of his career vs. TSU, including a career-long of 33 yards.
- Ran for 2,574 yards on only 178 carries (14.5 yards per carry/185 yards per game) and scored 36 touchdowns on the ground.
- Ran for better than 200 yards in each of the Mustangs' four playoff games, highlighted by a 403-yard effort vs. Klein Cain and 289 vs. Duncanville, and finished with 1,117 yards on 75 carries and 14 rushing TDs in the playoffs.

### 26 CHRISTIAN FRANCISCO

- Campbell Trophy nominee who has worked his way into the RB rotation.
- Caught his first career touchdown pass vs. Army.
- Caught the first two passes of his career for 26 yards and added a carry for eight yards vs. Houston.
- Carries a 3.95 GPA in Mechanical Engineering.

### 10 QUINTON JACKSON

- Reached the end zone for the first time in his career on a 13-yard pass from E.J. Warner vs. Charlotte.
- Ran for a career-best 40 yards (3 carries), including a career-long carry of 29 yards vs. TSU.
- Has rushed for a career-high 89 yards this year (13 carries).
- Has 610 career KOR yards, Gene Fleming is 10th on the Rice career list with 885.

### 44 GERON HARGON CO-CAPTAIN (2024)

- Named by his teammates as a special teams captain in 2024 and brings 295 snaps on special teams and 45 on offense into 2024.

## WIDE RECEIVERS

### 2 KOBIE CAMPBELL

- Off to the best start of his career, with 161 all-purpose yards on 12 touches in the first five games.
- Has caught a pass in a career-best five straight this year and has receptions in his last nine dating back to 2023.
- Celebrated his birthday with a career-long 40-yard run vs. TSU, six yards longer than his previous best of 34 vs. Houston in 2022.
- Caught four passes for 53 yards and a touchdown in the opener.
- TD was his first since he caught a 70-yard TD vs. TSU in 2023.

### 6 DRAYDEN DICKMANN

- Made a strong move in the spring and carried that over in training camp to earn his first career start in the opener.
- Caught a pair of passes for 10 yards vs. Texas Southern.
- has at least one reception in the last three games.

### 8 MATT SYKES

- Leads the Owls with 293 receiving yards and second with 24 receptions.
- Scored for the first time as an Owl with a career-long 34-yard reception vs. TSU and added his second with a 16-yarder at Army.
- Set career highs with eight receptions and 84 yards vs. Charlotte, the second consecutive game he has established his career high for yardage
- Came into the season with five career receptions (four at UCLA and one with Rice last season).

### 11 TYSON THOMPSON

- Started the last three games and has three receptions for 11 yards and returned five punts for 14 yards, including a long of 12 at Army.

### 81 BRAYLEN WALKER

- Tied for fourth on the Owls with 11 receptions and has at least one in each game this year (career-best is six straight to open 2023).
- Caught 12 passes for 200 yards and a pair of touchdowns in 2023 and added 30 yards on three rushing attempts in 2023.
- Tied his career-high in the 2023 Bayou Bucket with four receptions vs. Houston, including a 15-yard touchdown to extend the Owls' lead to 28-0.



## TIGHT ENDS

7

### ELIJAH MOJARRO

- Set career highs vs. Charlotte with four receptions for 73 yards and his first career touchdown.
- Combined with E.J. Warner on a 41-yard catch and run to put Rice back in front vs. the 49ers at the start of the fourth quarter.
- Transferred from Cal in time to join the Owls at the start of 2023 training camp and saw increasing action as the year progressed, playing in 10 games and made his first start as an Owl in the finale vs. Florida Atlantic.
- Tied for the team lead with three receptions for 35 yards against Texas State in the First Responders Bowl, which tied his previous career high.

16

### GRAHAM WALKER

- Caught his first three passes as an Owl vs. TSU (23 yards).
- Grad transferred to Rice after compiling 127 receptions for 1,496 yards and 15 touchdowns in three seasons as a wide receiver at Brown.
- Third-team Phil Steele All-Ivy selection in 2023, catching 45 passes for 540 yards and six touchdowns.
- Closed his career with a season-high 92 yards and a touchdown on five receptions against Dartmouth and fellow incoming grad transfer Charlie Looes.

## OFFENSIVE LINE

77

### BRANDT BANKS

- Lombardi Award Watch List
- Athlon Sports Preseason 2nd Team All-AAC
- Made the move to right tackle in the opener after starting all 13 games at left guard in 2023 and leading the team with 845 offensive snaps... Named to Phil Steele's All-AAC fourth team.
- One of three married members of the Owls (Michael Daley & Faybian Marks), he married former Nebraska volleyball player Madi Kubick this summer.

79

### WESTON KROPP

- Coming off a strong preseason camp and earned his first career start (left guard) in the opener and his second at LG vs. Army.
- Saw action in five games in 2023, compiling 20 snaps on offense as well as one special teams play.

69

### CHAD LINDBERG

- Grad transfer from Georgia who made his first career college start vs. TSU after missing the opener while recovering from an injury at the start of training camp.
- Also started at guard vs. Army before moving to left tackle vs. Charlotte.
- Second on the team with a 89.3 overall pass blocking grade from PFF (Ethan Onianwa leads with 90.1).
- Came to Rice with two years of eligibility after playing in 20 games and totaling 139 snaps in his career at Georgia.
- Played in 12 games (99 snaps) on the offensive line for the Bulldogs that ranked first in the SEC and seventh nationally in sacks allowed (0.93).
- Helped Georgia's offense finish second in the SEC and fifth in the nation in total offense (496.5), offensive passing efficiency (168.21), and scoring offense (40.1).

76

### JOHN LONG

- Returned to the starting lineup in the opener and played in the first three before missing the last two with an injury.
- Played in 12 of 13 games and made 10 starts at right guard in 2022 and was third on the offense with 700 snaps before missing all by nine snaps of the 2023 season.
- Made his debut with a pair of plays on special teams at USC in the 2022 opener, then found himself in the starting lineup the next week vs. McNeese.

64

### DAVID STICKLE

- Transfer from Florida State joined the Owls in the summer and made his first career collegiate start (center) in the opener.
- Originally walked on at FSU and saw action in 14 games in three seasons and has 161 career snaps.

78

### ETHAN ONIANWA

- Phil Steele Preseason First Team All-AAC
- Shrine Bowl Preseason 1000
- Leads the Owls with a 90.1 pass blocking grade from PFF.
- Made the move to start at left tackle in the opener vs. TSU after 29 games (25 starts) on the right side.
- Streak of 28 consecutive starts snapped vs. Charlotte.
- Anchored the right side of the Owls' offensive line in 2023, starting all 13 games and matching Brant Banks for the most offensive snaps (836).

## DEFENSIVE LINE

75

### BLAKE BOENISCH

- Credited with a career-high six tackles vs. Houston and needs one TFL to set a career high (had 2 last season).
- Saw action in all 13 games and was credited with 26 tackles (11/15), including a career-best 2.5 TFL for a loss of five yards.
- Played a career-high 42 snaps vs. SMU.

50

### IZEYA FLOYD

CO-CAPTAIN (2023, 2024)

- Credited with a season-high six tackles at Army.
- Has made 19 consecutive starts on the defensive line.
- Credited with a career-high 25 tackles in 2023 while playing a career-high 467 snaps.
- Credited with a season-high seven tackles on the road at Charlotte, one shy of his career-high of eight at Louisiana Tech in 2022.

49

### MICHAEL DALEY

- Transfer from BYU who came on strong during training camp.
- Has five tackles in the first three games and TFLs in the last two.
- Saw action in five games for BYU, playing 12 snaps on defense and 21 on special teams.
- One of three Owls who are married.

74

### MICHAEL LARBIE

- Tied for the team lead with a career-high 3.5 sacks and four of his nine tackles have been for a loss.
- Tied for the team lead with a career-high seven QB pressures



**94 CHARLIE LOOES**

- Athlon Sports Preseason 4th Team All-AAC after grad transferring from Dartmouth.
- Credited with a season-high nine stops at Army, the second-best total of his career.
- Tied for the team lead with seven QB pressures and leads the team with four hurries.
- Credited with a sack on the first series of the year in his debut and finished with 1.5 vs. Sam Houston.
- Finalist for the Bushnell Cup (Ivy League Player of the Year).
- Led the Ivy League with 7.5 sacks overall and 6.0 sacks in league play.

**8 JOSEPH MUTOMBO**

- Credited with four tackles, two for loss and one sack and added an interception and a QB hurry on a career-high 27 snaps vs. Charlotte.
- Interception was the first by an Owls DE since Josh Percy had one of their five picks at Marshall in 2020.

**12 JOSH PERCY**  
CO-CAPTAIN (2022, 2023, 2024)

- Athlon Sports Preseason 2nd Team All-AAC
- East-West Shrine Bowl Preseason 1000
- Reese's Senior Bowl Preseason Watch List
- Tied his career high with two sacks vs. Charlotte to move his career total to 16.5, which ranks fifth in school history. Brian Womack is fourth with 17 and ND Kalu is third with 20.
- Finished with 2.5 TFL vs. Charlotte and ranks ninth with 32.5 in his career... Dan Dawson is eighth with 33 and Alonzo Williams seventh with 35.
- Named a co-captain by his teammates for a third consecutive year, the first three-time captain since Chase Clement, Jarett Dillard, and Brian Raines from 2006-08.
- Led the team with eight tackles in the opener, including a shared sack.

**LINEBACKERS**

**7 CHIKE ANIGBOGU**  
CO-CAPTAIN (2023-24)

- Named a co-captain for the second consecutive year.
- Credited with a career-high 26 tackles (19/7), four TFL (18 yards lost), and two sacks (14 yards lost) while playing in all 13 games.
- Scored his first career touchdown and had the Owls' first punt return TD since 2012 when he scooped a blocked punt vs. SMU and returned it 15 yards.
- Has 727 career snaps on special teams and 354 on defense

**2 DJ ARKANSAS**

- Made his second career start in the opener and was credited with a pair of tackles and two hurries.
- Credited with 34 tackles while playing in all 13 games in 2023 and making one start.
- Tied for second on the team with five QB hits per PFF, including two on eight rushes against Texas State in the First Responder Bowl.
- Credited with a solo sack for a loss of 10 at Charlotte and shared a sack with Ty Morris vs. Florida Atlantic.

**27 ANDREW AWE**

- Made his ninth career start (3rd in 2024) at Army and was credited with five tackles.
- Credited with four tackles, including one for a loss of three yards, in the opener.
- Top tackle games in 2023 came at UTSA (4) and vs. Texas State in the First Responder Bowl where he also set career-highs with 1.5 TFL and two total pressures.
- Posted his top two grades from PFF in the final two games of the regular season (86.7 vs. Charlotte, 77.8 vs. Florida Atlantic)

**3 TY MORRIS**

- Tied for the team lead 24 tackles after posting a career-best seven at Army.
- Made his first career start vs. Houston and matched his career-high with five tackles.
- Credited with a career-best five tackles, including his first career solo sack, in the opener.
- Joined his brother (Elroyal III) in collecting a sack vs. Sam Houston.
- Lettered and saw increasing action throughout his true freshman year in 2023.

**33 MYRON MORRISON**

- Returns for his sixth season and his third as a starter at linebacker.
- Has started 21 straight games.
- Credited with three tackles and a sack in the opener vs. Sam Houston.
- Honorable Mention All-AAC honors in 2023 while finishing second with 80 tackles and playing in a career-best 682 defensive snaps in 2023.
- Third on the team with 20 total pressures, coming on only 81 pass rushes (1/4.1 pass rushes).

**56 BLAISE TITA**

- Tied for the team lead with 24 tackles on just 99 snaps as playing time has steadily increased.
- Tied for third on the team with five total pressures, coming on just 15 pass rush attempts.

**DEFENSIVE BACKS**

**17 MAX AHOIA**

- Moved into a starter's role with a strong spring and training camp and was credited with six tackles and shared a TFL in his starting debut vs. Sam Houston.
- Saw action in 10 games in 2023, with 86 snaps on special teams and 17 on defense.
- Made his debut in the opener at Texas and was credited with his first career tackle with a special teams stop vs. Houston.

**14 EPHRAIM DOTSON**

- True freshman who moved into the cornerback rotation with a standout training camp.
- Made his debut vs. TSU
- Two-time, All-District 20-6A selection at Hightower HS.

**1 SEAN FRESCH**

- Athlon Sports Preseason 3rd Team All-AAC
- Tied his career high with nine tackles vs. Houston.
- Credited with three tackles and one PBU in the opener.
- Has broken up a pass in four of the first five games and has 24 in his career.
- 36 career starts are tops on the 2024 Owls.
- Started all 13 games in 2023 and posted career highs in tackles (50) TFL (3/17), sacks (1/9) as well as punt returns (16), and punt return yardage (160).
- Credited with his first career sack as part of a two-TFL effort at Charlotte.

## 31 TYSON FLOWERS

- Picked off his first career pass and returned it 34 yards for a touchdown vs. Texas Southern.
- Credited with five tackles in the opener.
- Played 317 snaps on defense in 2023 and had an 83.1 coverage grade from PFF.
- Saw action in 11 games (2 starts) and finished the season with 25 tackles, including a career-high eight vs. SMU in his first career start.
- Credited with a hurry and his first career sack on seven pass rushes in the First Responders Bowl

## 29 DAVEON HOOK

- Has 20 tackles in the last three games to move into fourth on the team with 22.
- Came on in relief vs. Houston and tied his career-high with six tackles and followed that with a career-best seven stops vs. Army the following week.
- Credited with a TFL vs. Houston and has a career-best 1.5 this year.
- First career start was in the First Responder Bowl where he recorded a career-high six tackles. and was played a career--high 66 snaps.

## 22 JONATHAN JEAN

- Credited with four tackles, including a career-best 1.5 TFL in the opener.
- Played in 11 games in 2023, the final six games with a cast on his left hand after returning from surgery.
- Made his starting debut against Houston in the 2023 Bayou Bucket and had four tackles.
- Reached double figures in tackles for the first time when he was credited with 11 vs. Tulane, including his first career sack.

## 26 GABRIEL TAYLOR

- Jim Thorpe Award Watch List
- Athlon Sports Preseason 1st Team All-AAC.
- East-West Shrine Bowl Preseason 1000
- 2023 Honorable mention All-AAC honors from conference coaches.
- Third on the team with 23 tackles.
- Credited with five tackles in the opener.
- Owls' active leader with seven interceptions and his 178 career return yards rank eighth in school history
- Average of 25.4 yards per return ranks third in school history.
- Saw action in 12 of 13 games (all starts) and topped 55 tackles for the third consecutive year, finishing third on the team with 59.
- Second on the team with 10 passes defended, two interceptions, and eight breakups.

## SPECIAL TEAMS

### 91 ALEX BACCHETTA

- Transfer from Penn State who joined the Owls in the spring and made his debut in the opener, averaging 41.9 on seven punts, with a long of 50.
- Averaged 42.2 on 10 punts vs. Houston, including a career-long of 56.
- Did not see action last year, but averaged 40 yards on four punts vs. Maryland and Rutgers in 2022 and placed three of four inside the 20.

### 28 ENOCK GOTA

- Scored a career-best 14 points with eight extra points and a pair of field goals vs. TSU.
- Eight PAT's match the second-best single-game total in school history.
- Two field goals vs. TSU were the first of his career, with a long of 44 yards.
- Averaged 64.7 on three kickoffs in the opener.
- Took over kickoff duties in 2023 vs. UConn and averaged 63.9 yards on 47 kickoffs with 29 touchbacks and only seven returned.
- 61.7% of his kickoffs resulted in touchbacks, the second-best percentage in the AAC.

### 15 TIM HORN

- Scored a career-high 71 points in 2023 by converting all 47 PATs and 8-12 field goals.
- Tied for fourth in the AAC with 47 PAT.
- Tied for second with Chris Boswell (2013) on the Owls' single-season chart with 47 PATs .
- Scored a career-high 10 points vs. Texas Southern (7 PATs, 1 FG) and kicked a pair of field goals vs. Charlotte for a career-high.
- Booted a career-long, 48-yard field goal vs. Texas Southern and was 3-5 from 40+ yards.

### 48 WYATT FREEMAN

- Transfer from the Naval Academy Prep school in 2023 and took over the Owls' deep snapping chores and was perfect on 59 place kicks and 54 punt snaps over 13 games.

## RETURNERS

### 1 SEAN FRESCH

- Has averaged 9.6 yards over 44 career punt returns including a long of 48 with 1:19 left in the game to set up the winning touchdown against LA Tech on Senior Day in 2021.
- 44 career punt returns are tied for fifth and four to move up to fourth.
- Has 402 career punt return yards and needs 47 to move into fifth on the Rice career list.

### 10 QUINTON JACKSON

- Averaging 24.1 on nine kick returns this year .
- Has 610 career KOR yards, Gene Fleming is 10th on the Rice career list with 885.
- Led the team and fourth in the AAC in 2023 with a 23.12 average on 17 kickoff returns (398 yards).
- Yardage total was the most by an Owl since Austin Walter had 491 yards (18 returns) in 2018.
- Broke off a 44-yard return vs. SMU, the longest by an Owl since Juma Otoviano's 50-yarder on Oct. 23, 2021 at UAB.
- Totaled 114 yards on four kick returns vs. UConn, the highest single-game total by an Owl since Otoviano had 123 yards on five returns vs. Louisiana Tech in 2021.



# TEAM STATISTICS

## Team Statistics

	RICE	OPP
<b>Scoring</b>	<b>384</b>	<b>365</b>
Points per game	29.5	28.1
Points Off Turnovers	56	49
<b>First Downs</b>	<b>248</b>	<b>251</b>
Rushing	83	96
Passing	140	129
Penalty	25	26
<b>Rushing Yardage</b>	<b>1436</b>	<b>1990</b>
Yards gained rushing	1771	2298
Yards lost rushing	335	308
Rushing attempts	387	484
Average per rush	3.7	4.1
Average per game	110.5	153.1
TDs Rushing	21	23
<b>Passing Yardage</b>	<b>3282</b>	<b>2751</b>
Comp-Att-Int	268-431-16	220-378-5
Average per pass	7.6	7.3
Average per catch	12.2	12.5
Average per game	252.5	211.6
TDs Passing	29	17
<b>Total offense</b>	<b>4718</b>	<b>4741</b>
Total plays	818	862
Average per play	5.8	5.5
Average per game	362.9	364.7
<b>Kick returns: #-Yards</b>	<b>27-548</b>	<b>18-295</b>
<b>Punt returns: #-Yards</b>	<b>19-197</b>	<b>16-166</b>
<b>Int returns: #-Yards</b>	<b>5-98</b>	<b>16-169</b>
<b>Kick return average</b>	<b>20.3</b>	<b>16.4</b>
<b>Punt return average</b>	<b>10.4</b>	<b>10.4</b>
<b>Int return average</b>	<b>19.6</b>	<b>10.6</b>
<b>Fumbles-Lost</b>	<b>15-10</b>	<b>11-7</b>
<b>Penalties-Yards</b>	<b>74-628</b>	<b>81-771</b>
Average per game	48.3	59.3
<b>Punts-Yards</b>	<b>54-2123</b>	<b>56-2375</b>
Average per punt	39.3	42.4
Net punt average	35.9	37.4
<b>Kickoffs-Yards</b>	<b>68-4272</b>	<b>71-4182</b>
Average per kick	62.8	58.9
Net kick average	40.3	38.4
<b>Time of possession / game</b>	<b>32:06</b>	<b>28:59</b>
<b>3rd-down conversion</b>	<b>60/156</b>	<b>66/178</b>
3rd-down pct	38%	37%
<b>4rd-down conversion</b>	<b>16/24</b>	<b>11/27</b>



# TEAM STATISTICS

	<b>RICE</b>	<b>OPP</b>
4rd-down pct	57%	67%
<b>Sacks by-Yards</b>	<b>14-77</b>	<b>3-27</b>
<b>Misc Yards</b>	<b>0</b>	<b>0</b>
<b>Touchdowns scored</b>	<b>14</b>	<b>15</b>
<b>Field goals - attempts</b>	<b>2-4</b>	<b>2-4</b>
<b>On-Side kicks</b>	<b>0-1</b>	<b>0-0</b>
<b>Red-zone scores</b>	<b>(8-12) 67%</b>	<b>(8-11) 73%</b>
<b>Red-zone touchdowns</b>	<b>(7-12) 58%</b>	<b>(7-11) 64%</b>
<b>PAT-attempts</b>	<b>(14-14) 100%</b>	<b>(13-14) 93%</b>
<b>2-point conversion-attempts</b>	<b>(0-0) 0%</b>	<b>(0-1) 0%</b>
<b>Attendance</b>	<b>35058</b>	<b>54800</b>
Games / Avg per game	2/17529	2/27400
Neutral site games	-	0/0

## Score by Periods

<b>Team</b>	<b>1st</b>	<b>2nd</b>	<b>3rd</b>	<b>4th</b>	<b>OT</b>	<b>TOT</b>
Rice	14	31	31	28	0	104
Opponents	38	34	25	14	0	111



# RESULTS

	08/31/2024	Sam Houston	L	14-34	0-1	0-0	3:26	17298
	09/07/2024	Texas Southern	W	69-7	1-1	0-0	3:33	17760
	09/14/2024	at Houston	L	7-33	1-2	0-0	3:13	28146
*	09/21/2024	at Army West Point	L	14-37	1-3	0-1	3:04	26654
*	09/28/2024	Charlotte	L	20-21	1-4	0-2	3:48	17455

# INDIVIDUAL STATISTICS

## Rushing

Player	gp	att	gain	loss	net	avg	td	lg	avg/g
Dean Connors	5	55	378	9	369	6.7	5	71	73.8
Taji Atkins	5	24	162	4	158	6.6	2	33	31.6
Quinton Jackson	5	13	95	6	89	6.8	0	29	17.8
Kobie Campbell	5	1	40	0	40	40.0	0	40	8.0
Coleman Bennett	5	2	28	0	28	14.0	1	22	5.6
Christian Francisco	5	4	16	2	14	3.5	0	8	2.8
E.J. Warner	5	11	40	27	13	1.2	0	10	2.6
Drew Devillier	2	3	13	0	13	4.3	0	7	6.5
Chase Jenkins	1	1	2	0	2	2.0	0	2	2.0
Matt Sykes	5	2	0	4	-4	-2.0	0	0	-0.8
Alex Bacchetta	5	1	0	19	-19	-19.0	0	0	-3.8
Team	5	1	0	2	-2	-2.0	0	0	-0.4
<b>Total</b>	<b>5</b>	<b>118</b>	<b>774</b>	<b>73</b>	<b>701</b>	<b>5.9</b>	<b>8</b>	<b>71</b>	<b>140.2</b>
<b>Opponents</b>	<b>5</b>	<b>207</b>	<b>968</b>	<b>160</b>	<b>808</b>	<b>3.9</b>	<b>8</b>	<b>65</b>	<b>161.6</b>

## Passing

Player	gp	effic	comp-att-int	pct	yds	td	lg	avg/g
E.J. Warner	5	112.6	108-177-6	61.0	955	7	41	191.0
Drew Devillier	2	126.5	6-8-0	75.0	49	0	14	24.5
Quinton Jackson	5	276.4	1-1-0	100.0	21	0	21	4.2
<b>Total</b>	<b>5</b>	<b>114.1</b>	<b>115-186-6</b>	<b>61.8</b>	<b>1025</b>	<b>7</b>	<b>41</b>	<b>205.0</b>
<b>Opponents</b>	<b>5</b>	<b>129.9</b>	<b>65-116-3</b>	<b>56.0</b>	<b>777</b>	<b>8</b>	<b>67</b>	<b>155.4</b>

## Receiving

Player	gp	no.	yds	avg	td	lg	avg/g
Dean Connors	5	28	126	4.5	0	11	25.2
Matt Sykes	5	24	306	12.8	2	34	61.2
Boden Groen	4	12	94	7.8	0	21	23.5
Kobie Campbell	5	11	121	11.0	1	22	24.2
Braylen Walker	5	11	103	9.4	1	26	20.6
Elijah Mojarro	4	5	77	15.4	1	41	19.3
Christian Francisco	5	5	50	10.0	1	16	10.0
Graham Walker	5	5	66	13.2	0	33	13.2
Drayden Dickmann	5	5	24	4.8	0	9	4.8
Quinton Jackson	5	4	33	8.3	1	15	6.6
Tyson Thompson	5	3	11	3.7	0	6	2.2
JoVoni Johnson-McCray	5	1	6	6.0	0	6	1.2
Micah Barnett	5	1	8	8.0	0	8	1.6

## Punt Returns

Player	no.	yds	avg	td	lg
Sean Fresch	8	50	6.3	0	20
Tyson Thompson	5	14	2.8	0	12
<b>Total</b>	<b>13</b>	<b>64</b>	<b>4.9</b>	<b>0</b>	<b>20</b>
<b>Opponents</b>	<b>6</b>	<b>89</b>	<b>14.8</b>	<b>1</b>	<b>75</b>

## Interceptions

Player	no.	yds	avg	td	lg
Marcus Williams	1	11	11.0	0	11
Tyson Flowers	1	34	34.0	1	34
Joseph Mutombo	1	9	9.0	0	9
<b>Total</b>	<b>3</b>	<b>54</b>	<b>18.0</b>	<b>1</b>	<b>34</b>
<b>Opponents</b>	<b>6</b>	<b>52</b>	<b>8.7</b>	<b>1</b>	<b>30</b>

## Kick Returns

Player	no.	yds	avg	td	lg
Quinton Jackson	9	217	24.1	0	32
Christian Francisco	1	15	15.0	0	15
<b>Total</b>	<b>10</b>	<b>232</b>	<b>23.2</b>	<b>0</b>	<b>32</b>
<b>Opponents</b>	<b>5</b>	<b>64</b>	<b>12.8</b>	<b>0</b>	<b>23</b>

## Fumble Returns

Player	no.	yds	avg	td	lg
<b>Total</b>	<b>0</b>	<b>0</b>	<b>0.0</b>	<b>0</b>	<b>0</b>
<b>Opponents</b>	<b>1</b>	<b>0</b>	<b>0.0</b>	<b>0</b>	<b>0</b>

# INDIVIDUAL STATISTICS

## Scoring

Player	td	fg	PAT				dpx	saf	pts
			kick	rush	rcv	pass			
Dean Connors	5	-	-	-	-	-	-	-	30
Enock Gota	-	4-6	13-13	-	-	-	-	-	25
Matt Sykes	2	-	-	-	-	-	-	-	12
Taji Atkins	2	-	-	-	-	-	-	-	12
Elijah Mojarro	1	-	-	-	-	-	-	-	6
Kobie Campbell	1	-	-	-	-	-	-	-	6
Coleman Bennett	1	-	-	-	-	-	-	-	6
Christian Francisco	1	-	-	-	-	-	-	-	6
Quinton Jackson	1	-	-	-	-	-	-	-	6
Tyson Flowers	1	-	-	-	-	-	-	-	6
Braylen Walker	1	-	-	-	-	-	-	-	6
Tim Horn	-	0-1	3-3	-	-	-	-	-	3
<b>Total</b>	<b>16</b>	<b>4-7</b>	<b>16-16</b>	<b>0</b>	<b>0</b>	<b>0</b>	<b>0</b>	<b>0</b>	<b>124</b>
<b>Opponents</b>	<b>18</b>	<b>2-4</b>	<b>16-17</b>	<b>0</b>	<b>0</b>	<b>0</b>	<b>0</b>	<b>1</b>	<b>132</b>

## Field Goals

Player	fg	pct.	01-19	20-29	30-39	40-49	50-99	lg	blk
Enock Gota	4-6	66.7	0-0	2-2	1-2	1-2	0-0	44	1
Tim Horn	0-1	0.0	0-0	0-0	0-1	0-0	0-0	0	0
<b>Opponents</b>	<b>2-4</b>	<b>50.0</b>	<b>0-0</b>	<b>1-2</b>	<b>0-1</b>	<b>0-0</b>	<b>1-1</b>	<b>52</b>	<b>0</b>

## FG Sequence

Team Name	Rice	Opponents
Army West Point	37	
Sam Houston	37	(52),(26),28
Charlotte	(32),(25),40	
Texas Southern	(25),(44)	
Houston		31

Numbers in (parentheses) indicate field goal was made

## Total Offense

Player	g	plays	rush	pass	total	avg/g
E.J. Warner	5	188	13	955	968	193.6
Dean Connors	5	55	369	0	369	73.8
Taji Atkins	5	24	158	0	158	31.6
Quinton Jackson	5	14	89	21	110	22.0
Drew Devillier	2	11	13	49	62	31.0
Kobie Campbell	5	1	40	0	40	8.0
Coleman Bennett	5	2	28	0	28	5.6
Christian Francisco	5	4	14	0	14	2.8
Chase Jenkins	1	1	2	0	2	2.0
Matt Sykes	5	2	-4	0	-4	-0.8
Alex Bacchetta	5	1	-19	0	-19	-3.8
Team	5	0	-2	0	-2	-0.4
<b>Total</b>	<b>5</b>	<b>304</b>	<b>701</b>	<b>1025</b>	<b>1726</b>	<b>345.2</b>
<b>Opponents</b>	<b>5</b>	<b>323</b>	<b>808</b>	<b>777</b>	<b>1585</b>	<b>317.0</b>

## Punting

Player	no.	yds	avg	lg	tb	fc	i20	50+	blk
Alex Bacchetta	24	1007	42.0	56	1	10	7	5	0
<b>Total</b>	<b>24</b>	<b>1007</b>	<b>42.0</b>	<b>56</b>	<b>1</b>	<b>10</b>	<b>7</b>	<b>5</b>	<b>0</b>
<b>Opponents</b>	<b>29</b>	<b>1080</b>	<b>37.2</b>	<b>57</b>	<b>1</b>	<b>8</b>	<b>7</b>	<b>4</b>	<b>0</b>

## Kickoffs

Player	no.	yds	avg	tb	ob	retn	net	ydln
Enock Gota	15	971	64.7	13	0			
Tim Horn	8	443	55.4	4	0			
Alex Bacchetta	2	133	66.5	1	0			
<b>Total</b>	<b>25</b>	<b>1547</b>	<b>61.9</b>	<b>18</b>	<b>0</b>	<b>5</b>	<b>39.7</b>	<b>25</b>
<b>Opponents</b>	<b>25</b>	<b>1484</b>	<b>59.4</b>	<b>8</b>	<b>4</b>	<b>10</b>	<b>37.1</b>	<b>27</b>



# INDIVIDUAL STATISTICS

## All Purpose

Player	g	rush	rcv	pr	kr	ir	total	avg/g
Dean Connors	5	369	126	0	0	0	495	99.0
Quinton Jackson	5	89	33	0	217	0	339	67.8
Matt Sykes	5	-4	306	0	0	0	302	60.4
Kobie Campbell	5	40	121	0	0	0	161	32.2
Taji Atkins	5	158	0	0	0	0	158	31.6
Braylen Walker	5	0	103	0	0	0	103	20.6
Boden Groen	4	0	94	0	0	0	94	23.5
Christian Francisco	5	14	50	0	15	0	79	15.8
Elijah Mojarro	4	0	77	0	0	0	77	19.3
Graham Walker	5	0	66	0	0	0	66	13.2
Sean Fresch	5	0	0	50	0	0	50	10.0
Tyson Flowers	3	0	0	0	0	34	34	11.3
Coleman Bennett	5	28	0	0	0	0	28	5.6
Tyson Thompson	5	0	11	14	0	0	25	5.0
Drayden Dickmann	5	0	24	0	0	0	24	4.8
E.J. Warner	5	13	0	0	0	0	13	2.6
Drew Devillier	2	13	0	0	0	0	13	6.5
Marcus Williams	3	0	0	0	0	11	11	3.7
Joseph Mutombo	5	0	0	0	0	9	9	1.8
Micah Barnett	5	0	8	0	0	0	8	1.6
JoVoni Johnson-McCray	5	0	6	0	0	0	6	1.2
Chase Jenkins	1	2	0	0	0	0	2	2.0
Alex Bacchetta	5	-19	0	0	0	0	-19	-3.8
Team	5	-2	0	0	0	0	-2	-0.4
<b>Total</b>	<b>5</b>	<b>701</b>	<b>1025</b>	<b>64</b>	<b>232</b>	<b>54</b>	<b>2076</b>	<b>415.2</b>
<b>Opponents</b>	<b>5</b>	<b>808</b>	<b>777</b>	<b>89</b>	<b>64</b>	<b>52</b>	<b>1790</b>	<b>358.0</b>



# INDIVIDUAL DEFENSIVE STATISTICS

**Team Defense**

##	Player	gp	Tackles				tfl/yds	Sacks no-yds	Pass defense			Fumbles		blkd	
			ua	a	tot				int-yds	brup	qbh	fr-yds	ff	kick	saf
3	Ty Morris	5	9	15	24	2.5-10	1-6	.	.	.	.	.	.	.	
26	Gabriel Taylor	5	10	13	23	3-9	1-6	.	.	.	.	.	.	.	
94	Charles Looes	5	10	12	22	3.5-10	1.5-8	.	.	.	.	.	.	.	
5	Josh Pearcy	5	7	15	22	5-30	3.5-27	.	1	2	.	.	.	.	
29	Daveon Hook	5	19	3	22	1.5-5	.	.	.	1	.	.	.	.	
1	Sean Fresch	5	15	5	20	.	.	.	4	.	.	.	.	.	
56	Blaise Tita	4	6	12	18	2-16	1.5-15	.	.	1	.	.	.	.	
27	Andrew Awe	5	8	10	18	1-3	.	.	.	1	.	.	.	.	
17	Max Ahoia	5	9	7	16	0.5-0	.	.	1	.	.	.	.	.	
75	Blake Boenisch	4	11	3	14	2-7	.	.	.	.	.	.	.	.	
50	Izeya Floyd	5	4	10	14	1-3	.	.	.	1	.	.	.	.	
33	Myron Morrison	5	7	6	13	3.5-10	1.5-7	.	.	1	.	.	.	.	
45	Demone Green	3	5	5	10	2-10	2-10	.	1	1	.	.	.	.	
9	Peyton Stevenson	5	5	4	9	1-2	.	.	1	1	.	.	.	.	
22	Jonathan Jean	4	5	4	9	1.5-2	.	.	1	.	.	.	.	.	
74	Michael Larbie	5	2	6	8	3-8	2.5-7	.	1	.	.	.	.	.	
2	DJ Arkansas	4	3	5	8	.	.	.	.	2	.	.	.	.	
31	Tyson Flowers	3	5	3	8	.	.	1-34	.	.	.	1	.	.	
30	Elroyal Morris	5	3	4	7	1.5-8	1.5-8	.	.	.	.	.	.	.	
16	Chibby Nwajuaku	2	3	2	5	0.5-1	.	.	.	.	.	.	.	.	
57	Aquantis Clemmons	3	2	3	5	0.5-1	.	.	.	.	.	.	.	.	
7	Chike Anigbogu	5	3	2	5	1.5-4	.	.	.	1	.	.	.	.	
8	Joseph Mutombo	5	4	1	5	2-6	1-4	1-9	.	1	.	.	.	.	
49	Michael Daley	4	5	.	5	2-6	.	.	.	.	.	.	.	.	
41	Plae Wyatt	1	3	2	5	.	.	.	.	.	.	.	.	.	
4	Marcus Williams	3	1	3	4	.	.	1-11	.	.	.	1	.	.	
47	Christian Edgar	5	1	2	3	.	.	.	.	.	.	.	.	.	
13	Lamont Narcisse	2	2	1	3	.	.	.	.	.	.	.	.	.	
23	Faybian Marks	3	2	1	3	.	.	.	.	.	.	.	.	.	
42	Cooper King	2	.	2	2	.	.	.	.	.	.	.	.	.	
2	Kobie Campbell	5	1	.	1	.	.	.	.	.	.	.	.	.	
8	Matt Sykes	5	1	.	1	.	.	.	.	.	.	.	.	.	
54	Beau Barton	5	.	1	1	.	.	.	.	.	.	.	.	.	
25	Aj Stephens	2	.	1	1	.	.	.	.	1	.	.	.	.	
52	Jalen Hargrove	4	1	.	1	.	.	.	.	.	.	.	.	.	
77	Brant Banks	5	1	.	1	.	.	.	.	.	.	.	.	.	
79	Weston Kropp	5	1	.	1	.	.	.	.	.	.	.	.	.	
78	Ethan Onianwa	4	1	.	1	.	.	.	.	.	.	.	.	.	
38	Shepherd Bowling	1	1	.	1	.	.	.	.	.	.	.	.	.	
6	Ashton Ojiaku	3	.	.	.	.	.	.	1	.	.	.	.	.	
<b>Totals</b>		<b>5</b>	<b>178</b>	<b>166</b>	<b>344</b>	<b>41-151</b>	<b>17-98</b>	<b>3-54</b>	<b>11</b>	<b>13</b>	<b>0-0</b>	<b>2</b>	<b>0</b>	<b>0</b>	





# GAME-BY-GAME DEFENSIVE STATISTICS

## Total Tackles

Player	S-A	Total	SHSU	TSU	UH	ARM	CLT
Ty Morris	9-15	24	3-2	1-2	1-4	2-6	2-1
Gabriel Taylor	10-13	23	4-3	1-1	1-3	1-5	3-1
Daveon Hook	19-3	22	1-0	1-1	5-1	6-1	6-0
Charles Looes	10-12	22	2-2	0-2	2-2	3-6	3-0
Josh Percy	7-15	22	2-5	0-2	2-3	1-3	2-2
Sean Fresch	15-5	20	3-0	1-1	6-3	4-1	1-0
Andrew Awe	8-10	18	4-0	1-3	0-2	0-5	3-0
Blaise Tita	6-12	18	-	2-3	DNP	2-7	2-2
Max Ahoia	9-7	16	3-3	1-0	1-2	2-1	2-1
Blake Boenisch	11-3	14	2-0	3-0	4-2	2-1	DNP
Izeya Floyd	4-10	14	1-0	-	2-2	0-6	1-2
Myron Morrison	7-6	13	2-1	1-3	1-1	2-1	1-0
Demone Green	5-5	10	4-2	1-1	0-2	DNP	DNP
Peyton Stevenson	5-4	9	0-1	1-1	1-0	0-1	3-1
Jonathan Jean	5-4	9	3-1	1-1	1-1	0-1	DNP
Tyson Flowers	5-3	8	4-2	1-1	-	DNP	DNP
DJ Arkansas	3-5	8	2-0	1-0	0-1	0-4	DNP
Michael Larbie	2-6	8	1-1	-	1-1	0-3	0-1
Elroyal Morris	3-4	7	0-1	-	2-1	0-2	1-0
Michael Daley	5-0	5	1-0	2-0	2-0	-	DNP
Joseph Mutombo	4-1	5	-	0-1	-	-	4-0
Chike Anigbogu	3-2	5	1-0	0-1	-	2-1	-
Chibby Nwajuaku	3-2	5	DNP	3-2	DNP	DNP	-
Plae Wyatt	3-2	5	3-2	DNP	DNP	DNP	DNP
Aquantis Clemmons	2-3	5	DNP	1-1	DNP	1-2	-
	2-3	5	DNP	DNP	2-3	DNP	DNP
Marcus Williams	1-3	4	0-2	1-1	-	DNP	DNP
Lamont Narcisse	2-1	3	DNP	DNP	DNP	1-1	1-0
Faybian Marks	2-1	3	DNP	DNP	-	1-0	1-1
Christian Edgar	1-2	3	-	0-2	-	-	1-0
Cooper King	0-2	2	DNP	0-2	DNP	-	DNP
Kobie Campbell	1-0	1	1-0	-	-	-	-
Matt Sykes	1-0	1	-	1-0	-	-	-
Shepherd Bowling	1-0	1	DNP	1-0	DNP	DNP	DNP
Jalen Hargrove	1-0	1	DNP	1-0	-	-	-
Brant Banks	1-0	1	-	-	1-0	-	-
Ethan Onianwa	1-0	1	-	-	-	1-0	DNP
Weston Kropp	1-0	1	-	-	-	1-0	-
AJ Stephens	0-1	1	-	0-1	DNP	DNP	DNP
Beau Barton	0-1	1	-	0-1	-	-	-

# GAME-BY-GAME SACKS

Player	UA-A	Total	SHSU	TSU	UH	ARM	CLT
Josh Percy	3-1	3.5	0.5-1	-	1-9	-	2-17
Michael Larbie	2-1	2.5	1.5-5	-	1-2	-	-
Demone Green	2-0	2	1-4	1-6	-	DNP	DNP
Elroyal Morris	1-1	1.5	0.5-3	-	1-5	-	-
Myron Morrison	1-1	1.5	1-2	0.5-5	-	-	-
Blaise Tita	1-1	1.5	-	1.5-15	DNP	-	-
Charles Looes	1-1	1.5	1.5-8	-	-	-	-
Ty Morris	1-0	1	1-6	-	-	-	-
Joseph Mutombo	1-0	1	-	-	-	-	1-4
Gabriel Taylor	1-0	1	-	1-6	-	-	-

## Punt Returns

Player	No-Yds	SHSU	TSU	UH	ARM	CLT
Sean Fresch	8-50	4-30	2-14	2-6	-	-
Tyson Thompson	5-14	-	2-8	1--7	1-12	1-1

## Kick Returns

Player	No-Yds	SHSU	TSU	UH	ARM	CLT
Quinton Jackson	9-217	3-73	2-56	1-27	3-61	-
Christian Francisco	1-15	-	-	-	-	1-15

## Interceptions Returns

Player	No-Yds	SHSU	TSU	UH	ARM	CLT
Tyson Flowers	1-34	-	1-34	-	DNP	DNP
Marcus Williams	1-11	-	1-11	-	DNP	DNP
Joseph Mutombo	1-9	-	-	-	-	1-9

## Fumble Returns

Player	No-Yds	SHSU	TSU	UH	ARM	CLT
--------	--------	------	-----	----	-----	-----



# GAME-BY-GAME PASSING STATISTICS

#5 Drew Devillier	Comp	Att	Int	Pct	Yards	TD	Long	Sacked	Effic.
Texas Southern	2	2	0	100.0	15	0	9	0-0	163.0
Houston	4	6	0	66.7	34	0	14	0-0	114.3
<b>Totals</b>	<b>6</b>	<b>8</b>	<b>0</b>	<b>75.0</b>	<b>49</b>	<b>0</b>	<b>14</b>	<b>0-0</b>	<b>126.5</b>

#10 Quinton Jackson	Comp	Att	Int	Pct	Yards	TD	Long	Sacked	Effic.
Army West Point	1	1	0	100.0	21	0	21	0-0	276.4
<b>Totals</b>	<b>1</b>	<b>1</b>	<b>0</b>	<b>100.0</b>	<b>21</b>	<b>0</b>	<b>21</b>	<b>0-0</b>	<b>276.4</b>

#13 E.J. Warner	Comp	Att	Int	Pct	Yards	TD	Long	Sacked	Effic.
Sam Houston	27	44	2	61.4	227	1	28	2-15	103.1
Texas Southern	20	30	1	66.7	189	2	34	0-0	134.9
Houston	12	21	1	57.1	50	0	12	1-12	67.6
Army West Point	28	43	2	65.1	235	2	33	0-0	117.1
Charlotte	21	39	0	53.8	254	2	41	0-0	125.5
<b>Totals</b>	<b>108</b>	<b>177</b>	<b>6</b>	<b>61.0</b>	<b>955</b>	<b>7</b>	<b>41</b>	<b>3-27</b>	<b>112.6</b>



# GAME-BY-GAME RUSHING & RECEIVING STATISTICS

## Rushing

Player	No-Yds/TD	SHSU	TSU	UH	ARM	CLT
Dean Connors	55-369/5	12-52/1	9-113/3	11-32/1	9-51/0	14-121/0
Taji Atkins	24-158/2	2-4/0	11-91/2	4-20/0	1-3/0	6-40/0
Quinton Jackson	13-89/0	-	3-40/0	5-21/0	-	5-28/0
E.J. Warner	11-13/0	3--14/0	1-8/0	2--8/0	1-3/0	4-24/0
Christian Francisco	4-14/0	1-5/0	1--2/0	1-8/0	1-3/0	-
Drew Devillier	3-13/0	DNP	2-11/0	1-2/0	DNP	DNP
Coleman Bennett	2-28/1	-	2-28/1	-	-	-
Matt Sykes	2--4/0	-	-	-	-	2--4/0
Kobie Campbell	1-40/0	-	1-40/0	-	-	-
Chase Jenkins	1-2/0	DNP	1-2/0	DNP	DNP	DNP
Alex Bacchetta	1--19/0	-	-	-	1--19/0	-

## Receiving

Player	No-Yds/TD	SHSU	TSU	UH	ARM	CLT
Dean Connors	28-126/0	9-30/0	4-34/0	5-17/0	8-31/0	2-14/0
Matt Sykes	24-306/2	6-74/0	2-47/1	2-6/0	6-82/1	8-97/0
Boden Groen	12-94/0	5-43/0	4-18/0	1-2/0	2-31/0	DNP
Kobie Campbell	11-121/1	4-53/1	1-11/0	3-22/0	2-13/0	1-22/0
Braylen Walker	11-103/1	2-25/0	4-47/1	1-3/0	2-20/0	2-8/0
Elijah Mojarro	5-77/1	-	DNP	-	1-4/0	4-73/1
Graham Walker	5-66/0	-	3-23/0	-	2-43/0	-
Christian Francisco	5-50/1	-	-	2-26/0	3-24/1	-
Drayden Dickmann	5-24/0	-	2-10/0	1-7/0	1--1/0	1-8/0
Quinton Jackson	4-33/1	-	-	1-1/0	-	3-32/1
Tyson Thompson	3-11/0	1-2/0	-	-	2-9/0	-
Micah Barnett	1-8/0	-	1-8/0	-	-	-
JoVoni Johnson-McCray	1-6/0	-	1-6/0	-	-	-



# CONVERSIONS AND TIME OF POSSESSION

## 3rd-Down Conversions

Date	Opponent	Score	Overall	1st Qtr	2nd Qtr	3rd Qtr	4th Qtr	Overtime
08/31/2024	Sam Houston	L 14-34	5-15 33.3	1-5 20.0	0-2 0.0	1-2 50.0	3-6 50.0	0-0 0.0
09/07/2024	Texas Southern	W 69-7	3-8 37.5	1-2 50.0	1-4 25.0	1-2 50.0	0-0 0.0	0-0 0.0
09/14/2024	at Houston	L 7-33	2-13 15.4	0-4 0.0	0-3 0.0	0-2 0.0	2-4 50.0	0-0 0.0
09/21/2024	at Army West Point	L 14-37	5-10 50.0	0-1 0.0	1-3 33.3	2-3 66.7	2-3 66.7	0-0 0.0
09/28/2024	Charlotte	L 20-21	8-17 47.1	0-2 0.0	4-7 57.1	1-3 33.3	3-5 60.0	0-0 0.0
<b>Rice</b>			<b>23-63 36.5</b>	<b>2-14 14.3</b>	<b>6-19 31.6</b>	<b>5-12 41.7</b>	<b>10-18 55.6</b>	<b>0-0 0.0</b>
<b>Opponents</b>			<b>30-74 40.5</b>	<b>7-18 38.9</b>	<b>6-19 31.6</b>	<b>11-16 68.8</b>	<b>6-21 28.6</b>	<b>0-0 0.0</b>

## 4th-Down Conversions

Date	Opponent	Score	Overall	1st Qtr	2nd Qtr	3rd Qtr	4th Qtr	Overtime
08/31/2024	Sam Houston	L 14-34	0-1 0.0	0-0 0.0	0-0 0.0	0-0 0.0	0-1 0.0	0-0 0.0
09/07/2024	Texas Southern	W 69-7	2-2 100.0	1-1 100.0	1-1 100.0	0-0 0.0	0-0 0.0	0-0 0.0
09/14/2024	at Houston	L 7-33	1-1 100.0	0-0 0.0	0-0 0.0	0-0 0.0	1-1 100.0	0-0 0.0
09/21/2024	at Army West Point	L 14-37	1-3 33.3	0-0 0.0	1-1 100.0	0-1 0.0	0-1 0.0	0-0 0.0
09/28/2024	Charlotte	L 20-21	0-2 0.0	0-1 0.0	0-0 0.0	0-1 0.0	0-0 0.0	0-0 0.0
<b>Rice</b>			<b>4-9 44.4</b>	<b>1-2 50.0</b>	<b>2-2 100.0</b>	<b>0-2 0.0</b>	<b>1-3 33.3</b>	<b>0-0 0.0</b>
<b>Opponents</b>			<b>4-6 66.7</b>	<b>1-1 100.0</b>	<b>1-1 100.0</b>	<b>0-2 0.0</b>	<b>2-2 100.0</b>	<b>0-0 0.0</b>

## Time of Possession

Date	Opponent	Score	Overall	1st Qtr	2nd Qtr	3rd Qtr	4th Qtr	Overtime
08/31/2024	Sam Houston	L 14-34	24:40	05:29	09:45	04:14	05:12	00:00
09/07/2024	Texas Southern	W 69-7	26:56	08:59	05:29	09:49	02:39	00:00
09/14/2024	at Houston	L 7-33	28:03	07:07	06:13	06:20	08:23	00:00
09/21/2024	at Army West Point	L 14-37	20:55	01:56	07:31	05:24	06:04	00:00
09/28/2024	Charlotte	L 20-21	30:01	06:00	09:22	04:57	09:42	00:00
<b>Rice</b>			<b>Total 130:35</b>	<b>29:31</b>	<b>38:20</b>	<b>30:44</b>	<b>32:00</b>	<b>00:00</b>
			<b>Avg. 26:07</b>	<b>05:54</b>	<b>07:40</b>	<b>06:09</b>	<b>06:24</b>	<b>00:00</b>
<b>Opponents</b>			<b>Total 169:25</b>	<b>27:56</b>	<b>54:13</b>	<b>37:26</b>	<b>49:50</b>	<b>00:00</b>
			<b>Avg. 33:53</b>	<b>05:35</b>	<b>10:51</b>	<b>07:29</b>	<b>09:58</b>	<b>00:00</b>

# TEAM GAME-BY-GAME STATISTICS

Date	Opponent	Rushing				Receiving				Passing				Kick Returns				Punt Returns				tot off		
		no.	yds	td	lg	no.	yds	td	lg	cmp	att	int	yds	td	lg	no.	yds	td	lg	no.	yds		td	lg
08/31/2024	Sam Houston	18	47	1	15	27	227	1	28	27	44	2	227	1	28	3	73	0	32	4	30	0	20	274
09/07/2024	Texas Southern	32	329	6	71	22	204	2	34	22	32	1	204	2	34	2	56	0	29	4	22	0	13	533
09/14/2024	at Houston	24	75	1	15	16	84	0	14	16	27	1	84	0	14	1	27	0	27	3	-1	0	4	159
09/21/2024	at Army West Point	13	41	0	12	29	256	2	33	29	44	2	256	2	33	3	61	0	28	1	12	0	12	297
09/28/2024	Charlotte	31	209	0	51	21	254	2	41	21	39	0	254	2	41	1	15	0	15	1	1	0	1	463
<b>Rice</b>		<b>118</b>	<b>701</b>	<b>8</b>	<b>71</b>	<b>115</b>	<b>1025</b>	<b>7</b>	<b>41</b>	<b>115</b>	<b>186</b>	<b>6</b>	<b>1025</b>	<b>7</b>	<b>41</b>	<b>10</b>	<b>232</b>	<b>0</b>	<b>32</b>	<b>13</b>	<b>64</b>	<b>0</b>	<b>20</b>	<b>1726</b>
<b>Opponents</b>		<b>207</b>	<b>808</b>	<b>8</b>	<b>65</b>	<b>65</b>	<b>777</b>	<b>8</b>	<b>67</b>	<b>65</b>	<b>116</b>	<b>3</b>	<b>777</b>	<b>8</b>	<b>67</b>	<b>5</b>	<b>64</b>	<b>0</b>	<b>23</b>	<b>6</b>	<b>89</b>	<b>1</b>	<b>75</b>	<b>1585</b>

**Rice Averages**

Games	Avg/ rush	Avg/ catch	Pass effic	KR avg	PR avg	All purpose avg/game	Total offense avg/game
5	5.9	8.9	114.1	23.2	4.9	415.2	345.2

Date	Opponent	Tackles			Sacks	Fumble		Pass Defense			blkd	PAT attempts			off							
		ua	a	total		tfl	yds	no	yds	ff		fr	yds	qbh	brup	kick	kick	rush	rcv	saf	t/o	pts
08/31/2024	Sam Houston	47	28	75	10.0-34	7-29	1	0-0	0-0	3	4	0	2-2	0	0	0	0	0	0	0	0	14
09/07/2024	Texas Southern	27	34	61	11.0-45	4-32	1	0-0	2-45	2	3	0	9-9	0	0	0	0	0	0	0	14	69
09/14/2024	at Houston	35	34	69	9.0-34	3-16	0	0-0	0-0	1	1	0	1-1	0	0	0	0	0	0	0	0	7
09/21/2024	at Army West Point	32	58	90	4.0-6	0-0	0	0-0	0-0	2	1	0	2-2	0	0	0	0	0	0	0	0	14
09/28/2024	Charlotte	37	12	49	7.0-32	3-21	0	0-0	1-9	5	2	0	2-2	0	0	0	0	0	0	0	0	20
<b>Rice</b>		<b>178</b>	<b>166</b>	<b>344</b>	<b>41.0-151</b>	<b>17-98</b>	<b>2</b>	<b>0-0</b>	<b>3-54</b>	<b>13</b>	<b>11</b>	<b>0</b>	<b>16-16</b>	<b>0</b>	<b>0</b>	<b>0</b>	<b>0</b>	<b>0</b>	<b>0</b>	<b>0</b>	<b>14</b>	<b>124</b>
<b>Opponents</b>		<b>189</b>	<b>82</b>	<b>271</b>	<b>22.0-69</b>	<b>3-27</b>	<b>1</b>	<b>1-0</b>	<b>6-52</b>	<b>21</b>	<b>21</b>	<b>1</b>	<b>16-17</b>	<b>0</b>	<b>0</b>	<b>1</b>	<b>26</b>	<b>132</b>				

Date	Opponent	Punting							Field Goals			Kickoffs						
		no.	yds	avg	long	blkd	tb	fc	50+	i20	md	att	long	blkd	no.	yds	avg	tb
08/31/2024	Sam Houston	7	293	41.9	50	0	0	4	1	0	0-1	0	0	3	194	64.7	2	0
09/07/2024	Texas Southern	1	53	53.0	53	0	0	0	1	1	2-2	44	0	12	727	60.6	8	0
09/14/2024	at Houston	10	422	42.2	56	0	1	4	3	3	0-0	0	0	2	130	65.0	2	0
09/21/2024	at Army West Point	1	46	46.0	46	0	0	1	0	1	0-1	0	1	3	198	66.0	2	0
09/28/2024	Charlotte	5	193	38.6	46	0	0	1	0	2	2-3	32	0	5	298	59.6	4	0
<b>Rice</b>		<b>24</b>	<b>1007</b>	<b>42.0</b>	<b>56</b>	<b>0</b>	<b>1</b>	<b>10</b>	<b>5</b>	<b>7</b>	<b>4-7</b>	<b>44</b>	<b>1</b>	<b>25</b>	<b>1547</b>	<b>61.9</b>	<b>18</b>	<b>0</b>
<b>Opponents</b>		<b>29</b>	<b>1080</b>	<b>37.2</b>	<b>57</b>	<b>0</b>	<b>1</b>	<b>8</b>	<b>4</b>	<b>7</b>	<b>2-4</b>	<b>52</b>	<b>0</b>	<b>25</b>	<b>1484</b>	<b>59.4</b>	<b>8</b>	<b>4</b>



# OPPONENT GAME-BY-GAME STATISTICS

Date	Opponent	Rushing				Receiving				Passing				Kick Returns				Punt Returns				tot off		
		no.	yds	td	lg	no.	yds	td	lg	cmp	att	int	yds	td	lg	no.	yds	td	lg	no.	yds		td	lg
08/31/2024	Sam Houston	46	178	1	31	16	229	2	67	16	27	0	229	2	67	1	23	0	23	2	2	0	2	407
09/07/2024	Texas Southern	34	38	0	12	10	49	1	13	10	19	2	49	1	13	2	14	0	14	0	0	0	0	87
09/14/2024	at Houston	42	237	3	65	12	142	1	44	12	21	0	142	1	44	0	0	0	0	2	79	1	75	379
09/21/2024	at Army West Point	56	288	3	36	9	120	2	41	9	13	0	120	2	41	1	13	0	13	0	0	0	0	408
09/28/2024	Charlotte	29	67	1	14	18	237	2	66	18	36	1	237	2	66	1	14	0	14	2	8	0	7	304
<b>Opponents</b>		<b>207</b>	<b>808</b>	<b>8</b>	<b>65</b>	<b>65</b>	<b>777</b>	<b>8</b>	<b>67</b>	<b>65</b>	<b>116</b>	<b>3</b>	<b>777</b>	<b>8</b>	<b>67</b>	<b>5</b>	<b>64</b>	<b>0</b>	<b>23</b>	<b>6</b>	<b>89</b>	<b>1</b>	<b>75</b>	<b>1585</b>
<b>Rice</b>		<b>118</b>	<b>701</b>	<b>8</b>	<b>71</b>	<b>115</b>	<b>1025</b>	<b>7</b>	<b>41</b>	<b>115</b>	<b>186</b>	<b>6</b>	<b>1025</b>	<b>7</b>	<b>41</b>	<b>10</b>	<b>232</b>	<b>0</b>	<b>32</b>	<b>13</b>	<b>64</b>	<b>0</b>	<b>20</b>	<b>1726</b>

## Opponents Averages

Games	Avg/ rush	Avg/ catch	Pass effic	KR avg	PR avg	All purpose avg/game	Total offense avg/game
5	3.9	12.0	129.9	12.8	14.8	358.0	317.0

Date	Opponent	ua	Tackles			Sacks	Fumble		Pass Defense			blkd kick	PAT attempts			off		
			a	total	tfl-yds		no-yds	ff	fr-yds	int-yds	qbh		brup	kick	kick	rush	rcv	saf
08/31/2024	Sam Houston	44	8	52	8.0-28	2-15	0	0-0	2-38	6	3	0	4-4	0	0	0	7	34
09/07/2024	Texas Southern	36	26	62	1.0-2	0-0	0	0-0	1-4	2	4	0	1-1	0	0	0	0	7
09/14/2024	at Houston	31	18	49	4.0-23	1-12	1	1-0	1-3	7	4	0	3-4	0	0	0	12	33
09/21/2024	at Army West Point	32	20	52	2.0-4	0-0	0	0-0	2-7	3	3	1	5-5	0	0	1	7	37
09/28/2024	Charlotte	46	10	56	7.0-12	0-0	0	0-0	0-0	3	7	0	3-3	0	0	0	0	21
<b>Opponents</b>		<b>189</b>	<b>82</b>	<b>271</b>	<b>22.0-69</b>	<b>3-27</b>	<b>1</b>	<b>1-0</b>	<b>6-52</b>	<b>21</b>	<b>21</b>	<b>1</b>	<b>16-17</b>	<b>0</b>	<b>0</b>	<b>1</b>	<b>26</b>	<b>132</b>
<b>Rice</b>		<b>178</b>	<b>166</b>	<b>344</b>	<b>41.0-151</b>	<b>17-98</b>	<b>2</b>	<b>0-0</b>	<b>3-54</b>	<b>13</b>	<b>11</b>	<b>0</b>	<b>16-16</b>	<b>0</b>	<b>0</b>	<b>0</b>	<b>14</b>	<b>124</b>

Date	Opponent	Punting								Field Goals			Kickoffs					
		no.	yds	avg	long	blkd	tb	fc	50+	i20	md-att	long	blkd	no.	yds	avg	tb	ob
08/31/2024	Sam Houston	5	202	40.4	47	0	0	1	0	2	2-3	52	0	7	416	59.4	1	2
09/07/2024	Texas Southern	10	281	28.1	35	0	0	2	0	0	0-0	0	0	2	113	56.5	0	0
09/14/2024	at Houston	5	201	40.2	48	0	0	1	0	3	0-1	0	0	6	386	64.3	4	1
09/21/2024	at Army West Point	2	75	37.5	39	0	0	1	0	0	0-0	0	0	6	321	53.5	0	1
09/28/2024	Charlotte	7	321	45.9	57	0	1	3	4	2	0-0	0	0	4	248	62.0	3	0
<b>Opponents</b>		<b>29</b>	<b>1080</b>	<b>37.2</b>	<b>57</b>	<b>0</b>	<b>1</b>	<b>8</b>	<b>4</b>	<b>7</b>	<b>2-4</b>	<b>52</b>	<b>0</b>	<b>25</b>	<b>1484</b>	<b>59.4</b>	<b>8</b>	<b>4</b>
<b>Rice</b>		<b>24</b>	<b>1007</b>	<b>42.0</b>	<b>56</b>	<b>0</b>	<b>1</b>	<b>10</b>	<b>5</b>	<b>7</b>	<b>4-7</b>	<b>44</b>	<b>1</b>	<b>25</b>	<b>1547</b>	<b>61.9</b>	<b>18</b>	<b>0</b>



# RED ZONE

## Rice Inside Opponent Red-Zone

Date	Opponent	Score	Times	Times	Total	Rush Pass FGs				Failed to score inside RZ					
			In RZ	Scored	Pts	TDs	TDs	TDs	Made	FGA	Down	Int	Fumb	Half	Game
08/31/2024	Sam Houston	L 14-34	2	1	7	1	1	0	0	1	0	0	0	0	0
09/07/2024	Texas Southern	W 69-7	5	5	31	4	3	1	1	1	0	0	0	0	0
09/14/2024	at Houston	L 7-33	1	1	7	1	1	0	0	0	0	0	0	0	0
09/21/2024	at Army West Point	L 14-37	4	1	7	1	0	1	0	1	1	0	0	0	0
09/28/2024	Charlotte	L 20-21	5	3	13	1	0	1	2	2	2	0	0	0	0
<b>Totals 11 of 17 (64.7%)</b>			<b>17</b>	<b>11</b>	<b>65</b>	<b>8</b>	<b>5</b>	<b>3</b>	<b>3</b>	<b>5</b>	<b>3</b>	<b>0</b>	<b>0</b>	<b>0</b>	<b>0</b>

## Opponents Inside Rice Red-Zone

Date	Opponent	Score	Times	Times	Total	Rush Pass FGs				Failed to score inside RZ					
			In RZ	Scored	Pts	TDs	TDs	TDs	Made	FGA	Down	Int	Fumb	Half	Game
08/31/2024	Sam Houston	L 14-34	3	2	10	1	1	0	1	2	0	0	0	0	0
09/07/2024	Texas Southern	W 69-7	1	1	7	1	0	1	0	0	0	0	0	0	0
09/14/2024	Houston	L 7-33	3	1	6	1	1	0	0	1	1	0	0	0	0
09/21/2024	Army West Point	L 14-37	4	4	28	4	3	1	0	0	0	0	0	0	0
09/28/2024	Charlotte	L 20-21	1	1	7	1	1	0	0	0	0	0	0	0	0
<b>Totals 9 of 12 (75.0%)</b>			<b>12</b>	<b>9</b>	<b>58</b>	<b>8</b>	<b>6</b>	<b>2</b>	<b>1</b>	<b>3</b>	<b>1</b>	<b>0</b>	<b>0</b>	<b>0</b>	<b>0</b>



# PLAY BREAKDOWN

## 20-YARD PLUS PLAYS

Yds	Type	Players	Opponent
71*	Rush	Dean Connors	Texas Southern
51	Rush	Dean Connors	Charlotte
48	Rush	Dean Connors	Charlotte
41*	Pass	Elijah Mojarro from E.J. Warner	Charlotte
40	Rush	Kobie Campbell	Texas Southern
34*	Pass	Matt Sykes from E.J. Warner	Texas Southern
34*	INT	Tyson Flowers	Texas Southern
33*	Rush	Taji Atkins	Texas Southern
33	Pass	Graham Walker from E.J. Warner	Army West Point
30	Rush	Taji Atkins	Charlotte
29	KR	Quinton Jackson	Texas Southern
29	Rush	Quinton Jackson	Texas Southern
28	KR	Quinton Jackson	Army West Point
27	KR	Quinton Jackson	Texas Southern
27	KR	Quinton Jackson	Houston
25	Pass	Elijah Mojarro from E.J. Warner	Charlotte
24	Pass	Matt Sykes from E.J. Warner	Charlotte
23	Pass	Braylen Walker from E.J. Warner	Texas Southern
22*	Pass	Kobie Campbell from E.J. Warner	Sam Houston
22*	Rush	Coleman Bennett	Texas Southern
22	Pass	Kobie Campbell from E.J. Warner	Charlotte
21	KR	Quinton Jackson	Sam Houston
21	Pass	Boden Groen from Quinton Jackson	Army West Point
20	PR	Sean Fresch	Sam Houston

\* touchdown scored on play

## LONG PLAYS BY THE NUMBERS

Long Plays by Yards	No.	TD
100+ .....	0	0
90-99 .....	0	0
80-89 .....	0	0
70-79 .....	1	1
60-69 .....	0	0
50-59 .....	1	0
40-49 .....	3	1
30-39 .....	5	3
20-29 .....	13	2

20+ Yard Plays by Type	No.	TD
Rushing .....	8	3
Passing .....	9	3
Punt returns.....	1	0
Kick returns.....	5	0
Interceptions.....	1	1
Fumble returns.....	0	0
Other.....	0	0
<b>TOTAL.....</b>	<b>24</b>	<b>7</b>

## 20+ Yard Plays by Player

Player	No.	TD	R	P	KR	PR	IR	FR
Quinton Jackson.....	6	0	1	0	5	0	0	0
Kobie Campbell.....	3	1	1	2	0	0	0	0
Dean Connors.....	3	1	3	0	0	0	0	0
Taji Atkins.....	2	1	2	0	0	0	0	0
Matt Sykes.....	2	1	0	2	0	0	0	0
Elijah Mojarro.....	2	1	0	2	0	0	0	0
Coleman Bennett.....	1	1	1	0	0	0	0	0
Tyson Flowers.....	1	1	0	0	0	0	1	0
Sean Fresch.....	1	0	0	0	0	1	0	0
Boden Groen.....	1	0	0	1	0	0	0	0
Braylen Walker.....	1	0	0	1	0	0	0	0
Graham Walker.....	1	0	0	1	0	0	0	0
<b>TOTAL.....</b>	<b>24</b>	<b>7</b>	<b>8</b>	<b>9</b>	<b>5</b>	<b>1</b>	<b>1</b>	<b>0</b>

## LONGEST PLAYS OF THE YEAR

### Rushing

71 Dean Connors vs. Texas Southern (9/7/2024)

### Rushing Touchdown

71 Dean Connors vs. Texas Southern (9/7/2024)

### Passing

41 Elijah Mojarro from E.J. Warner vs. Charlotte (9/28/2024)

### Passing Touchdown

41 Elijah Mojarro from E.J. Warner vs. Charlotte (9/28/2024)

### Punt Return

20 Sean Fresch vs. Sam Houston (8/31/2024)

### Kick Return

32 Quinton Jackson vs. Sam Houston (8/31/2024)

### Interception Return

34 Tyson Flowers vs. Texas Southern (9/7/2024)

### Fumble Return

None

### Field Goal Return


None

### Punt

50 Alex Bacchetta vs. Sam Houston (8/31/2024)

### Field Goal

44 Enock Gota vs. Texas Southern (9/7/2024)

Aug. 31, 2024 • Rice Stadium (17,298) • Houston, Texas		
 <b>SAM HOUSTON</b>	<b>34</b>	
<b>RICE</b>	<b>14</b>	

**HOUSTON** - Sam Houston jumped out to a 17-0 lead in the first quarter and held the ball for over 20 minutes in the second half to thwart hopes of a Rice comeback, and the Bearkats took a 34-14 decision at Rice Stadium on Saturday night.

<b>Score by Quarters</b>	<b>1</b>	<b>2</b>	<b>3</b>	<b>4</b>	<b>F</b>	
Sam Houston Bearkats	17	7	10	0	34	Record: (1-0, 0-0)
Rice Owls	0	7	7	0	14	Record: (0-1, 0-0)

**Scoring Summary**

- 1st 09:42 SHSU - Humphreys 67-yd pass from Watson (Pavon kick)
- 08:52 SHSU - Fisher 30-yd INT return (Pavon kick)
- 03:37 SHSU - Pavon 52-yd field goal
- 2nd 11:17 RICE - Campbell 22-yd pass from Warner (Horn kick)
- 01:53 SHSU - Adeyi 32-yd pass from Watson (Pavon kick)
- 3rd 10:17 SHSU - Gentry 1-yd run (Pavon kick)
- 7:31 RICE - Connors 15-yd run (Horn kick)
- 3:38 SHSU - Pavon 26-yd field goal

	SHSU	RICE
<b>FIRST DOWNS</b>	<b>20</b>	<b>14</b>
Rushing	9	3
Passing	9	11
Penalty	2	0
Rushing Attempts	46	18
Yds Gained Rushing	213	65
Yds Lost Rushing	35	18
<b>NET YDS RUSHING</b>	<b>178</b>	<b>47</b>
<b>NET YDS PASSING</b>	<b>229</b>	<b>227</b>
Comp-Att-Int	16-27-0	27-44-2
<b>TOTAL PLAYS-YDS</b>	<b>73-407</b>	<b>62-274</b>
Fumbles-Lost	1-0	1-0
Penalties-Yards	2-20	6-44
Punts-Avg	5-40.4	7-41.9
Punt Ret-Yds-TD	2-2-0	4-30-0
KO Ret-Yds-TD	1-23-0	3-73-0
INT Ret-Yds-TD	2-38-1	0-0-0
Possession Time	35:20	24:40
Third Down Conv	6 of 16	5 of 15
Fourth Down Conv	1 of 1	0 of 1
Red Zone Scores-Att	2-3	1-2
Sacks-Yds	2-15	7-29
Field Goals	2-3	0-1

**RUSHING: Sam Houston** - Hunter Watson 14-57; John Gentry 14-56-1; DJ McKinney 6-31; Jay Ducker 7-20; Ife Adeyi 1-9; Noah Smith 1-6; Malik Phillips 1-4; Team 1-(-2); Lonnie Adkiss 1-(-3). **Rice** - Dean Connors 12-52-1; Christian Francisco 1-5; Taji Atkins 2-4; E.J. Warner 3-(-14).

**PASSING: Sam Houston** - Hunter Watson 16-27-0-229-2. **Rice** - E.J. Warner 27-44-2-227-1.

**RECEIVING: Sam Houston** - Qua'Vez Humphreys 3-93-1; Ife Adeyi 5-63-1; Elijah Sohn 2-24; Simeon Evans 2-16; Jay Ducker 1-14; Noah Smith 2-11; John Gentry 1-8. **Rice** - Matt Sykes 6-74; Kobie Campbell 4-53-1; Boden Groen 5-43; Dean Connors 9-30; Braylen Walker 2-25; Tyson Thompson 1-2.

**INTERCEPTIONS: Sam Houston** - David Fisher 1-30-1; Jaidan Scott 1-8. **Rice** - None.

**FUMBLES: Sam Houston** - Noah Smith 1-0. **Rice** - Sean Fresch 1-0.

**SACKS: Sam Houston** - Jaylon Jimmerson 1.0-8; Matthew Aribisala 1.0-7. **Rice** - Charlie Looes 1.5-8; Michael Larbie 1.5-5; Ty Morris 1.0-6; Demone Green 1.0-4; Myron Morrison 1.0-2; Elroyal Morris III 0.5-3; Josh Percy 0.5-1.

**TACKLES (UA-A): Sam Houston** - Caleb Weaver 7-3; Kavian Gaither 6-0; Trey Fields 4-2; Da'Veawn Armstead 5-0; David Fisher 4-0; Isaiah Cash 3-0; Matthew Aribisala 2-1; Jaylon Jimmerson 2-1; Ysidro Mascorro 2-0; Sincere Jackson 2-0; Jaidan Scott 2-0; Elias Escobar 1-0; Jevon Leon 1-0; Issiah Nixon 1-0; Kendrick DuJour 1-0; Chris Murray 1-0; Richard Outland 0-1. **Rice** - Gabriel Taylor 4-3; Josh Percy 3-5; Tyson Flowers 4-2; Demone Green 5-1; Max Ahoia 5-1; Ty Morris 3-2; Plae Wyatt 3-2; Andrew Awe 4-0; Jonathan Jean 3-1; Charlie Looes 2-2; Sean Fresch 3-0; Myron Morrison 2-1; DJ Arkansas 2-0; Blake Boenisch 2-0; Michael Larbie 1-1; Marcus Williams 0-2; Izeya Floyd 1-0; Chike Anigbogu 1-0; Daveon Hook 1-0; Michael Daley 1-0; Kobie Campbell 1-0; Peyton Stevenson 0-1; Elroyal Morris III 0-1.

Sept. 7, 2024 • Rice Stadium • Houston, Texas		
 <b>TEXAS SOUTHERN</b>	<b>7</b>	
<b>RICE</b>	<b>69</b>	

**HOUSTON** - Dean Connors ran for 113 yards and three touchdowns on just nine carries to lead Rice to a 69-6 win over Texas Southern at Rice Stadium on Saturday night.

<b>Score by Quarters</b>	<b>1</b>	<b>2</b>	<b>3</b>	<b>4</b>	<b>F</b>	
Texas Southern Tigers	0	0	0	7	7	Record: (1-1, 0-0)
Rice Owls	14	24	17	14	69	Record: (1-1, 0-0)

**Scoring Summary**

- 1st 08:43 RICE - Connors 5-yd run (Gota kick)
- 01:15 RICE - B. Walker 4-yd pass from Warner (Gota kick)
- 2nd 11:48 RICE - Sykes 34-yd pass from Warner (Gota kick)
- 10:59 RICE - Flowers 34-yd interception return (Gota kick)
- 06:46 RICE - Connors 5-yd run (Gota kick)
- 00:02 RICE - Gota 25-yd field goal
- 3rd 14:37 RICE - Connors 71-yd run (Gota kick)
- 08:59 RICE - Gota 44-yd field goal
- 01:04 RICE - Atkins 5-yd run (Gota kick)
- 4th 10:08 RICE - Atkins 33-yd run (Gota kick)
- 07:07 RICE - Bennett 22-yd run (Gota kick)
- 00:14 TSU - Rodgers 12-yd pass from Davis (Romero kick)

	TSU	RICE
<b>FIRST DOWNS</b>	<b>9</b>	<b>24</b>
Rushing	4	13
Passing	3	11
Penalty	2	0
Rushing Attempts	34	32
Yds Gained Rushing	83	333
Yds Lost Rushing	45	4
<b>NET YDS RUSHING</b>	<b>38</b>	<b>329</b>
<b>NET YDS PASSING</b>	<b>49</b>	<b>204</b>
Comp-Att-Int	10-19-2	22-32-1
<b>TOTAL PLAYS-YDS</b>	<b>53-87</b>	<b>64-533</b>
Fumbles-Lost	0-0	0-0
Penalties-Yards	6-40	8-72
Punts-Avg	10-28.1	1-53.0
Punt Ret-Yds-TD	0-0-0	4-22-0
KO Ret-Yds-TD	2-14-0	2-56-0
INT Ret-Yds-TD	1-4-0	2-45-1
Possession Time	33:04	26:56
Third Down Conv	4 of 15	3 of 8
Fourth Down Conv	0 of 0	2 of 2
Red Zone Scores-Att	1-1	5-5
Sacks-Yds	0-0	4-32
Field Goals	0-0	2-2

**RUSHING: Texas Southern** - Danny Green, Jr. 7-18; Quintell Quinn 7-13; Jordan Davis 8-10; Trenton Leary 2-3; Jonathan Lewis 1-2; Chaunzavia Lewis 1-1; Da'Veon Ford 5-1; Team 1-(-2); Jace Wilson 2-(-8). **Rice** - Dean Connors 9-113-3; Taji Atkins 11-91-2; Quinton Jackson 3-40; Coleman Bennett 2-28-1; Drew Devillier 2-11; E.J. Warner 1-8; Chase Jackson 1-2; Christian Francisco 1-(-2); Team 1-(-2).

**PASSING: Texas Southern** - Jordan Davis 8-13-1-42-1; Jace Wilson 2-6-1-7-0. **Rice** - E.J. Warner 20-30-1-189-2; Drew Devillier 2-2-0-15-0.

**RECEIVING: Texas Southern** - Kordell Rodgers 3-23-1; Donald McKinney 2-19; Jyrin Johnson 1-5; Trenton Leary 2-4; Kerien Charlo 1-0; Da'Veon Ford 1-(-2). **Rice** - Braylen Walker 4-47-1; Matt Sykes 2-47-1; Dean Connors 4-34; Graham Walker 3-23; Boden Groen 4-18; Kobie Campbell 1-11; Drayden Dickman 2-10; Micah Barnett 1-8; JoVoni Johnson-McCray 1-6.

**INTERCEPTIONS: Texas Southern** - MJ Hinson 1-4. **Rice** - Tyson Flowers 1-34-1; Marcus Williams 1-11.

**FUMBLES: Texas Southern** - None. **Rice** - None.

**SACKS: Sam Houston** - Jaylon Jimmerson 1.0-8; Matthew Aribisala 1.0-7. **Rice** - Charlie Looes 1.5-8; Michael Larbie 1.5-5; Ty Morris 1.0-6; Demone Green 1.0-4; Myron Morrison 1.0-2; Elroyal Morris III 0.5-3; Josh Percy 0.5-1.

**TACKLES (UA-A): Texas Southern** - Canary Simmons 10-3; Isaiah Bogerty 4-3; Josiah Hardman 2-3; Javius Williams 2-3; Jaymerson Darenbourg 1-4; Stephon Wright 1-2; Edric Whitley 2-0; MJ Hinson 2-0; Xavier Goynes 1-1; Xavier Kately 1-1; Thurman Raybom 0-2; Keelan Cox 1-0; Damarcus Thompson 1-0; Kordell Rodgers 1-0; Jodon Davis 1-0; Xavier Player 1-0; Jonathan Lewis 1-0; David Walker 1-0; Jaden Kinard 1-0; TJ Woodley 0-1; Umar Yaro 0-1; Gabe Smith 0-1; Syncere Massey 0-1. **Rice** - Chibby Nwajuaku 3-2; Blaise Tita 2-3; Andrew Awe 1-3; Myron Morrison 1-3; Blake Boenisch 3-0; Ty Morris 1-2; Michael Daley 2-0; Tyson Flowers 1-1; Gabriel Taylor 1-1; Demone Green 1-1; Marcus Williams 1-1; Daveon Hook 1-1; Sean Fresch 1-1; Jonathan Jean 1-1; Aquantis Clemmons 1-1; Charlie Looes 0-2; Josh Percy 0-2; Cooper King 0-2; Shepherd Bowling 1-0; Max Ahoia 1-0; DJ Arkansas 1-0; Matt Sykes 1-0; Peyton Stevenson 1-0; Jalen Hargrove 1-0; AJ Stephens 0-1; Chike Angibogu 0-1; Christian Edgar 0-1; Beau Barton 0-1; Joseph Mutombo 0-1.

# GAME SIX - UTSA



Sept. 14, 2024 • TDECU Stadium • Houston, Texas		
<b>RICE</b>	<b>7</b>	
<b>HOUSTON</b>	<b>33</b>	

**HOUSTON** - Rice was outgained, 379-to-159, as Houston won the 43rd edition of the Bayou Bucket, 33-7, from TDECU Stadium.

Score by Quarters	1	2	3	4	F	
Rice Owls	0	0	0	7	7	Record: (1-2, 0-0)
Houston Cougars	14	6	6	7	33	Record: (1-2, 0-0)

### Scoring Summary

- 1st 05:30 UH - Sneed 65-yd run (Kim kick)
- 03:49 UH - Mews 75-yd punt return (Kim kick)
- 2nd 07:29 UH - Johnson 44-yd pass from Smith (Kim kick failed)
- 3rd 02:24 UH - Smith 1-yd run (Smith pass to York failed)
- 4th 07:10 UH - Smith 37-yd run (Kim kick)
- 01:08 RICE - Connors 4-yd run (Gota kick)

	RICE	UH
<b>FIRST DOWNS</b>	<b>9</b>	<b>16</b>
Rushing	3	9
Passing	3	7
Penalty	3	0
Rushing Attempts	24	42
Yds Gained Rushing	98	270
Yds Lost Rushing	23	33
<b>NET YDS RUSHING</b>	<b>75</b>	<b>237</b>
<b>NET YDS PASSING</b>	<b>84</b>	<b>142</b>
Comp-Att-Int	16-27-1	12-21-0
<b>TOTAL PLAYS-YDS</b>	<b>51-159</b>	<b>63-379</b>
Fumbles-Lost	2-1	0-0
Penalties-Yards	4-30	5-64
Punts-Avg	10-42.2	5-40.2
Punt Ret-Yds-TD	3-(-1)-0	2-79-1
KO Ret-Yds-TD	1-27-0	0-0-0
INT Ret-Yds-TD	0-0-0	1-3-0
Possession Time	28:03	31:57
Third Down Conv	2 of 14	6 of 14
Fourth Down Conv	1 of 1	1 of 2
Red Zone Scores-Att	1-1	1-3
Sacks-Yds	3-16	1-12
Field Goals	0-0	0-1

**RUSHING: Rice** - Dean Connors 11-32-1; Quinton Jackson 5-21; Taji Atkins 4-20; Christian Francisco 1-8; Drew Devillier 1-2; E.J. Warner 2-(-8). **Houston** - Stacy Sneed 7-82-1; Re'Shaun Sanford II 15-71; J'Marion Burnette 8-38; Donovan Smith 8-36-2; Parker Jenkins 2-6; DJ Butler 1-4; Sherman Smith 1-0.

**PASSING: Rice** - E.J. Warner 12-21-1-50-0; Drew Devillier 4-6-0-34-0. **Houston** - Donovan Smith 12-21-0-142-1.

**RECEIVING: Rice** - Christian Francisco 2-26; Kobie Campbell 3-22; Dean Connors 5-32; Drayden Dickmann 1-7; Matt Sykes 2-6; Braylen Walker 1-3; Boden Groen 1-2; Quinton Jackson 1-1. **Houston** - Stephon Jackson 1-44-1; Maliq Carr 2-32; Mekhi Mews 3-22; Devan Williams 1-18; Joseph Manjack IV 2-16; Stacy Sneed 1-5; Jayden York 1-4; Marquis Shoulders 1-1.

**INTERCEPTIONS: Rice** - None. **Houston** - Jalen Garner 1-3.

**FUMBLES: Rice** - Sean Fresch 1-1; Tyson Thompson 1-0. **Houston** - None.

**SACKS: Rice** - Josh Pearcy 1.0-9; Elroyal Morris 1.0-5; Micharl Larbie 1.0-2. **Houston** - Carlos Allen 1.0-12.

**TACKLES (UA-A): Rice** - Sean Fresch 6-3; Daveon Hook 5-1; Blake Boenisch 4-2; Josh Pearcy 2-3; Blaise Tita 2-3; Ty Morris 1-4; Charlie Looes 2-2; Izeya Floyd 2-2; Gabriel Taylor 1-3; Elroyal Morris 2-1; Max Ahoia 1-2; Michael Daley 2-0; Myron Morrison 1-1; Michael Larbie 1-1; Jonathan Jean 1-1; Demone Green 0-2; Andrew Awe 0-2; Peyton Stevenson 1-0; Brant Banks 1-0; DJ Arkansas 0-1. **Houston** - Latrell McCutchin, Sr. 4-0; Brandon Mack 3-1; Hersey McLaurin 2-2; Jalen Garner 2-1; Jamal Morris 2-1; Michael Batton 0-3; Keith Cooper, Jr. 2-0; Jalen Emery 2-0; Zykeius Strong 2-0; Kentrell Webb 1-1; Kriston Davis 1-1; Xavier Stillman 1-1; Juwon Gaston 1-1; Carlos Allen 1-1; Anthony Holmes, Jr. 0-2; Ajani Carter 0-2; Jeremiah Wilson 1-0; Quindario Lee 1-0; J.D. Rhym 1-0; A. J. Haulcy 1-0; Latrevion McCutchin 1-0; Teagan Wilk 1-0; Johnsley Barbas 1-0; Noah Guzman 0-1.

Sept. 21, 2024 • Michie Stadium (26,654) • West Point, N.Y.		
<b>RICE</b>	<b>14</b>	
<b>ARMY WEST POINT</b>	<b>37</b>	

**WEST POINT, N.Y.** - Army West Point scored on its first four possessions, as Rice fell in its conference opener, 37-14, Saturday afternoon from Michie Stadium.

Score by Quarters	1	2	3	4	F	
Rice Owls	0	0	7	7	14	Record: (1-3, 0-1)
Army West Point Black Knights	7	21	9	0	37	Record: (3-0, 2-0)

### Scoring Summary

- 1st 12:13 ARMY - Short 41-yd pass from Daily (Gronette kick)
- 2nd 14:24 ARMY - Daily 7-yd run (Gronette kick)
- 01:54 ARMY - Daily 2-yd run (Gronette kick)
- 00:21 ARMY - Reynolds 17-yd pass from Daily (Gronette kick)
- 3rd 13:13 ARMY - Team Safety
- 5:55 RICE - Sykes 16-yd pass from Warner (Gota kick)
- 00:05 ARMY - Daily 1-yd run (Gronette kick)
- 4th 04:34 RICE - Francisco 5-yd pass from Warner (Gota kick)

	RICE	ARMY
<b>FIRST DOWNS</b>	<b>18</b>	<b>21</b>
Rushing	6	16
Passing	11	5
Penalty	1	0
Rushing Attempts	13	56
Yds Gained Rushing	60	297
Yds Lost Rushing	19	9
<b>NET YDS RUSHING</b>	<b>41</b>	<b>288</b>
<b>NET YDS PASSING</b>	<b>256</b>	<b>120</b>
Comp-Att-Int	29-44-2	9-13-0
<b>TOTAL PLAYS-YDS</b>	<b>57-297</b>	<b>69-408</b>
Fumbles-Lost	1-0	0-0
Penalties-Yards	5-40	5-35
Punts-Avg	1-46.0	2-37.5
Punt Ret-Yds-TD	1-12-0	0-0-0
KO Ret-Yds-TD	3-61-0	1-13-0
INT Ret-Yds-TD	0-0-0	2-7-0
Possession Time	20:55	39:05
Third Down Conv	5 of 10	9 of 15
Fourth Down Conv	1 of 3	2 of 3
Red Zone Scores-Att	2-4	4-4
Sacks-Yds	0-0	0-0
Field Goals	0-1	0-0

**RUSHING: Rice** - Dean Connors 19-51; E.J. Warner 1-3; Taji Atkins 1-3; Christian Francisco 1-3; Alex Bacchetta 1-(-19). **Army West Point** - Bryson Daily 23-145-3; Kanye Udoh 8-24; Dewayne Coleman 6-24; Noah Short 1-23; Samari Howard 3-22; Jake Rendina 6-19; Miles Stewart 2-18; AJ Williams 2-9; Lloyd Benson III 1-3; Hayden Reed 1-2; Carson Smith 2-2; Team 1-(-3).

**PASSING: Rice** - E.J. Warner 28-43-2-235-2; Quinton Jackson 1-1-0-21-0. **Army West Point** - Bryson Daily 6-9-0-107-2; Dewayne Coleman 2-3-0-13-0; James Wagenseller 1-1-0-0-0.

**RECEIVING: Rice** - Matt Sykes 6-82-1; Graham Walker 2-43; Dean Connors 8-31; Boden Groen 2-31; Christian Francisco 3-24-1; Braylen Walker 2-20; Kobie Campbell 2-13; Tyson Thompson 2-9; Elijah Mojarro 2-4; Drayden Dickmann 2-(-1). **Army West Point** - Noah Short 2-47-1; Casey Reynolds 2-31-1; Hayden Reed 2-18; Cam Schurr 1-11; Kavon Pointer 1-9; David Clerk 1-4.

**INTERCEPTIONS: Rice** - None. **Army West Point** - Baylor Newsom 1-7; Andon Thomas 1-0.

**FUMBLES: Rice** - Alex Bacchetta 1-0. **Army West Point** - None.

**SACKS: Rice** - None. **Army West Point** - Army West Point.

**TACKLES (UA-A): Rice** - Charlie Looes 3-6; Blaise Tita 2-7; Ty Morris 2-6; Daveon Hook 6-1; Gabriel Taylor 1-5; Izeya Floyd 0-6; Sean Fresch 4-1; Andrew Awe 0-5; Josh Pearcy 1-3; DJ Arkansas 0-4; Myron Morrison 2-1; Max Ahoia 2-1; Chike Anigbogwu 2-1; Blake Boenisch 2-1; Aquantis Clemmons 1-2; Michael Larbie 0-3; Lamont Narcisse 1-1; Elroyal Morris 0-2; Ethan Onianwa 1-0; Faybian Marks 1-0; Weston Kropp 1-0; Peyton Stevenson 0-1; Jonathan Jean 0-1. **Army West Point** - Adam Cash 4-1; Max DiDomenico 3-1; Andon Thomas 2-2; Casey Larkin 1-3; Cole Searight 2-1; Donavon Platt 2-0; Kalib Fortner 2-0; Justin Weaver 2-0; Gavin Shields 2-0; Jabril Williams 2-0; Tommy Zitiello 2-0; Elo Modozie 1-1; Brett Gerena 1-1; Amir Ali 1-1; Josiah Banks 1-0; Koday Harris-Miller 1-0; Damon Washington 1-0; Collin Matteson 1-0; Hamilton Baker 1-0; Kyle Lewis 1-0; Noah Nixon 1-0; Owen Walter 1-0; Jack Latore 0-1.



Sept. 28, 2024 • Rice Stadium (17,455) • Houston, Texas

Oct. 12, 2024 • Rice Stadium • Houston, Texas



**CHARLOTTE**

**21**

**RICE**

**20**



**UTSA**

**0**

**RICE**

**0**

**HOUSTON** - Dean Connors ran for a season-high 121 yard and E.J. Warner threw for a pair of touchdowns, but Rice's hopes for a walk-off win were dashed when Enock Gota's 40-yard field goal attempt was wide to the left as time ran out as Charlotte downed the Owls 21-20 at Rice Stadium on Saturday night.

Score by Quarters	1	2	3	4	F	
Charlotte 49ers	0	0	14	7	21	Record: (2-3, 1-0)
Rice Owls	0	10	0	10	20	Record: (1-4, 0-2)

**Scoring Summary**

2nd 12:04 RICE - Jackson 13-yd pass from Warner (Gota kick)  
 01:38 RICE - Gota 32-yd field goal  
 3rd 10:52 CHA - Blake 32-yd rec from Purdie (Rusnak kick)  
 02:38 CHA - Blake 45-yd rec from Purdie (Rusnak kick)  
 4th 14:46 RICE - Mojarro 41-yd rec from Warner (Gota kick)  
 06:42 RICE - Gota 25-yd field goal  
 00:47 CHA - Wilson 1-yd run (Rusnak kick)

	CHA	RICE
<b>FIRST DOWNS</b>	<b>17</b>	<b>23</b>
Rushing	8	9
Passing	7	11
Penalty	2	3
Rushing Attempts	29	31
Yds Gained Rushing	105	218
Yds Lost Rushing	38	9
<b>NET YDS RUSHING</b>	<b>67</b>	<b>209</b>
<b>NET YDS PASSING</b>	<b>237</b>	<b>254</b>
Comp-Att-Int	18-36-1	22-40-0
<b>TOTAL PLAYS-YDS</b>	<b>65-304</b>	<b>71-463</b>
Fumbles-Lost	0-0	0-0
Penalties-Yards	6-66	6-44
Punts-Avg	7-45.9	5-38.6
Punt Ret-Yds-TD	2-8-0	1-1-0
KO Ret-Yds-TD	1-14-0	1-15-0
INT Ret-Yds-TD	0-0-0	1-9-0
Possession Time	29:59	30:01
Third Down Conv	5 of 14	8 of 17
Fourth Down Conv	0 of 0	0 of 2
Red Zone Scores-Att	1-1	3-5
Sacks-Yds	0-0	4-30
Field Goals	0-0	2-3

**RUSHING: Charlotte** - Cartevious Norton 10-56; Terron Kellman 8-28; Hahsaun Wilson 5-7-1; Trexler Ivey 3-0; Jairus Mack 1-(-4); Deshawn Purdie 2-(-20). **Rice** - Dean Connors 14-121; Taji Atkins 6-40; Quinton Jackson 5-28; E.J. Warner 4-24; Matt Sykes 2-(-4).

**PASSING: Charlotte** - Deshawn Purdie 10-15-0-183-2; Trexler Ivey 8-21-1-54-0. **Rice** - E.J. Warner 22-40-0-254-2.

**RECEIVING: Charlotte** - O'Mega Blake 5-153-2; Sean Brown 5-40; Jairus Mack 2-21; Hahsaun Wilson 1-9; Colin Weber 2-7; Bryce Kennon 1-5; Henry Rutledge 2-2. **Rice** - Matt Sykes 8-84; Elijah Mojarro 4-73-1; Quinton Jackson 3-32-1; Dean Connors 3-27; Kobie Campbell 1-22; Braylen Walker 2-8; Drayden Dickmann 1-8.

**INTERCEPTIONS: Charlotte** - None. **Rice** - Joseph Mutombo 1-9.

**FUMBLES: Charlotte** - None. **Rice** - None.

**SACKS: Charlotte** - None. **Rice** - Josh Pearcy 2.0-17; Michael Larbie 1.0-9; Joseph Mutombo 1.0-4.

**TACKLES (UA-A): Charlotte** - Dontae Balfour 6-1; Reid Williford 4-3; Al-Ma'hi Ali 6-0; Prince Wallace-Bemah 5-1; Treyveon McGee 5-0; Elijah Culp 4-0; Maguire Neal 3-0; Lacota Dippre 2-1; Ositadinma Ekwonu 2-0; Trevon Booker 2-0; Dez Morgan 0-2; Stone Handy 1-0; Randy Franklin 1-0; Sean Brown 1-0; Colin Coates 1-0; Dre Butler 1-0; Jalar Holley 1-0; D'Andre Martin 1-0; Chantz Williams 0-1; Charlie Jackson 0-1. **Rice** - Daveon Hook 6-0; Joseph Mutombo 4-0; Gabriel Taylor 3-1; Peyton Stevenson 3-1; Josh Pearcy 2-2; Blaise Tita 2-2; Andrew Awe 3-0; Charlie Looes Max Ahoia 2-1; Ty Morris 2-1; Izeya Floyd 1-2; Michael Larbie 1-1; Faybian Marks 1-1; Sean Fresch 1-0; Lamont Narcisse 1-0; Elroyal Morris 1-0; Christian Edgar 1-0; Myron Morrison 1-0.